

# Multi-Objective Evolutionary for Object Detection Mobile Architectures Search

Haichao Zhang#, Jiashi Li, Xin Xia, Kuangrong Hao\*, Xuefeng Xiao

**Abstract**—Recently, Neural architecture search has achieved great success on classification tasks for mobile devices. The backbone network for object detection is usually obtained on the image classification task. However, the architecture which is searched through the classification task is sub-optimal because of the gap between the task of image and object detection. As while work focuses on backbone network architecture search for mobile device object detection is limited, mainly because the backbone always requires expensive ImageNet pre-training. Accordingly, it is necessary to study the approach of network architecture search for mobile device object detection without expensive pre-training. In this work, we propose a mobile object detection backbone network architecture search algorithm which is a kind of evolutionary optimized method based on non-dominated sorting for NAS scenarios. It can quickly search to obtain the backbone network architecture within certain constraints. It better solves the problem of suboptimal linear combination accuracy and computational cost. The proposed approach can search the backbone networks with different depths, widths, or expansion sizes via a technique of weight mapping, making it possible to use NAS for mobile devices detection tasks a lot more efficiently. In our experiments, we verify the effectiveness of the proposed approach on YoloX-Lite, a lightweight version of the target detection framework. Under similar computational complexity, the accuracy of the backbone network architecture we search for is 2.0% mAP higher than MobileDet. Our improved backbone network can reduce the computational effort while improving the accuracy of the object detection network. To prove its effectiveness, a series of ablation studies have been carried out and the working mechanism has been analyzed in detail.

**Index Terms**—Deep Neural Networks, Object Detection, Mobile Device, Network Architecture Search

## I. INTRODUCTION

Object detection is widely used in many computer vision tasks, including image annotation, object tracking, segmentation, and human activity recognition, with a wide range of applications, such as autonomous driving, drone obstacle avoidance, robot vision, human-computer interaction, and augmented reality [1, 2, 3]. Deep neural network-based object detection has received a lot of attention from academia and

This work was supported in part by the Fundamental Research Funds for the Central Universities (2232021A-10, 2232021D-37), National Natural Science Foundation of China (61903078), Natural Science Foundation of Shanghai (20ZR1400400, 21ZR1401700), and the Fundamental Research Funds for the Central Universities and Graduate Student Innovation Fund of Donghua University (CUSF-DH-D-2021048).

Corresponding author: Kuangrong Hao

H.-C. Zhang, K. Hao are now with the College of Information Science and Technology, Engineering Research Center of Digitized Textile and Apparel Technology, Ministry of Education, Donghua University, Shanghai 201620, P. R. China (e-mail: krhao@dhu.edu.cn).

J.-S. Li, X. X., and X.-F. X are now with ByteDance, Intelligent Creation(e-mail: {lijashi, xiaxin.97,xiaoxuefeng,aialab}@bytedance.com)

#This work was done when the first author was an intern at ByteDance.

industry. In many computer vision applications, it can be observed that higher capacity networks lead to higher performance [4, 5, 6]. However, they are often more resource-consuming. This makes it challenging to find models with the right quality-compute trade-off for deployment on edge devices with limited inference budgets. Therefore, designing object detection neural network architectures for efficient deployment on mobile devices is not an easy task: the computational volume and accuracy must be wisely traded off.

Image classification has always been a fundamental task in the design of neural structures. Typically, networks designed and pre-trained on classification tasks are utilized as the backbone and fine-tuned to split or detect tasks. However, the backbone plays an important role in these tasks, and the differences between these tasks require different backbone design principles. For example, target detection tasks require moving positioning and classification prediction from each convolution feature. This difference makes the neural architecture designed for categorical tasks inadequate. Some tentative work [7, 8] has been done to address this issue by manually modifying the architecture designed for classification to better accommodate the characteristics of new tasks. Similarly, some efforts have been devoted to the manual design of lightweight neural network architectures for mobile devices [9, 10, 11]. Unfortunately, relying on human expertise is time-consuming and potentially suboptimal.

Correspondingly, many methods have been proposed to solve the optimization requirements of lightweight neural network architecture. In particular, Neural Architecture Search (NAS) [12, 13, 14, 15] provides a framework for automating the design of neural network architectures for mobile devices. To address the need for automatic tuning of neural network structures, NAS [16] has shown excellent capabilities in searching network architecture that are not only accurate but also efficient on specific hardware platforms. Automatic depth learning is designed to help engineers avoid a lot of experimentation and errors in architecture design and further improve the performance of architecture over artificially designed architectures. Early NAS work [17, 18] explored search issues on classification tasks. With the development of NAS methods, some work [19, 20] has proposed the use of NAS to specialize the backbone architecture design of object detection tasks.

Likewise, aiming at object detection tasks for mobile devices, a lot of efforts have been made in neural architecture search. In early work, NAS-FPN [21] is proposed, which searches for feature pyramid networks (FPNs) instead of a backbone. It can be executed on a pre-trained backbone

network and searched using previous NAS algorithms. As a result, the difficulty of trunk search remains unresolved. MobileDet [22] is proposed to solve the optimization problem of backbone network architecture when edge devices cannot use deep separable convolution. MnasFPN [23] designs a search space with good detection heads for mobile and combines it with delay-aware architecture search to generate efficient object detection models. Based on the basic idea of Darts, FNA [24] automates the design of the backbone network of the object detection network by means of parameter remapping in the MobileNetv2-based search space. However, these methods optimize the computational complexity and accuracy of the network by combining the indicators of both linearly. According to the work [25], the linear combination of objectives is sub-optimal. Therefore, it is necessary to embed this search problem into a realistic multi-objective environment where a series of models are found along the Pareto front, such as accuracy and computational cost.

Our work aims to reconsider the optimization of mobile backbone networks based on Single path one-shot neural architecture search (SPOS) and design an evolutionary-based method through non-dominated sorting for NAS scenarios. To take full advantage of the SPOS and evolutionary-based method through non-dominated sorting, **Mobile Non-dominated Sorting Genetic Algorithm Neural Architecture Search** (MNSGA-NAS) is proposed. A GhostNet-based search space cluster is constructed and a YoloX-based [26] search framework is utilized for object detection tasks. MNSGA-NAS follows the idea of SPOS, and a supernet is pre-trained on ImageNet and fine-tuned on COCO with the YoloX [26]. Therefore, the fine-tuned supernet has the performance conditions to evaluate the backbone architecture on COCO. In order to search for backbone networks with different depths, widths, or scales, we design a weighting mapping technique, which implements an individual evaluation based on supernet, so as to search for backbone networks for mobile device detection tasks more effectively. Then, we design the evolutionary approach based on non-dominated sorting for searching the backbone network and obtain the backbone network architecture to be searched. To evaluate the performance of the proposed approach, in the same search space, we compare the backbone network (SPOS CLS.) oriented to the classification task through SPOS and the backbone network through MNSGA-NAS. The models searched by MNSGA-NAS outperform the SPOS CLS.+YoloX Lite by 1.1 mAP on COCO test-dev as comparable FLOPs. The results report that the accuracy of the backbone searched for detection is superior to that of the classification-oriented task. MNSGA-NAS also outperforms MobileDets-IBN [22] by 3.2 mAP as comparable FLOPs. In addition, the models searched by MNSGA-NAS are converted to TensorRT by MMdeploy [27] and verified the inference performance on Jetson TX2 NX, and the results obtained competitive performance.

Our main contributions can be summarized as follows:

- An evolutionary-based approach with non-dominated ranking is proposed for the lightweight backbone network architecture search. The approach can quickly construct Pareto surfaces by reconstructing the non-dominant or

dering to obtain a rapidly deployable backbone on mobile devices for detection.

- We design a weight mapping technique to search for backbone networks with different depths, widths, or extensions. This proposed method takes full advantage of SPOS and pruning to improve the accuracy of backbone networks as much as possible with limited FLOPs.
- The searched models consume fewer computing resources and are friendly to mobile devices. These models can be quickly deployed to mobile devices such as Jetson and achieve competitive performance.

## II. RELATED WORK

### A. Multi-objective NAS

Deploying neural network models on a mobile scene requires a multi-objective perspective to complete the deployment and achieve a balance between accuracy and complexity. MONAS [28] optimizes the prediction accuracy and other objectives by extending NAS through planning a linear combination. However, according to [25], the linear combination of objectives is suboptimal. Therefore, it is necessary to embed the architecture search problem into a real multi-objective environment where a series of network architectures are found along the Pareto frontier of multiple objectives, such as accuracy, computational cost or inference time, etc. LEMONADE [29] utilizes the Lamarckian inheritance mechanism to generate child individuals from parents. NEMO [30] and NSGA-Net [31] utilize the classical non-dominated search algorithm (NSGAI) to handle trade-offs between accuracy and complexity. The group models are based on dominance while prioritizing models within the same front when measuring the crowding distance. However, the above algorithm only considers the architectural properties of the models for the classification task and fails to extend the task to the optimization of the backbone network for object detection.

### B. Mobile Neural Architecture Search (NAS)

Earlier, mobile neural network architecture were designed by handcrafted, such as the family of MobileNet [16, 32] and the family of ShuffleNet [33, 34]. Then, with the widespread interest in AutoML, neural architecture search (NAS) is utilized in the design of the mobile neural network in a proper search space. NetAdapt [35] and AMC [36] were the first attempts to fine-tune the number of channels of pre-trained models to accelerate model inference. Moreover, MobileNetv3 [37] search the resource-efficient architecture within the NAS framework and obtained the state-of-the-art mobile neural network architectures.

Currently, most of the literature [17, 38] of NAS consistently focuses on improving the search efficiency on classification tasks and only utilize the learned feature extractor as a backbone for target detection, which has not been further explored in object detection. In addition, [22, 23, 24, 39] have shown that a better complexity-accuracy tradeoff can be obtained by directly searching the architecture of the target detection network. MnasFPN [23] is a detection-faced NAS framework for mobile object detection networks, which



of accuracy [42, 43]. The training details for accuracy recovery are shown in Section IV.A-B.

**Step 4: Training from scratch without ImageNet pre-trained** Following the method of training networks in YoloX [26], the MixUp and Mosaic Implementation are adopted to train the YoloX-based network. In practice, we find that ImageNet pre-training is no more beneficial and often results in overfitting of the network. Therefore, we train all the detection networks from scratch.

## B. Search Strategy

In some multi-objective architecture search methods [22, 23, 24], the index linear combination of the two is usually used to optimize the computational complexity and accuracy of the network. However, the linear combination of the object is suboptimal. To overcome the suboptimal problem caused by a linear combination of multi-objective by the loss function during neural architecture search for object detection, we propose a multi-object architecture search algorithm for mobile object detection. Thus, we introduce the proposed multi-objective neural network architecture search strategy based on non-dominated sorting, which is based on NSGA-II and improved for the characteristics of architecture search.

---

### Algorithm 1 Mobile Non-dominated Sorting Genetic Algorithm Neural Architecture Search

---

**Input:** The population size  $N$ , the maximal generation number  $T$ , the crossover probability  $\mu$ , and the mutation probability  $\nu$ . Constraint function  $g_1$  and  $g_2$ .

- 1: Randomly initialize the population  $P$  with the size of  $N$  by uniform sampling.
- 2:  $[F_1, F_2, \dots] \leftarrow$  Fast non-dominated sorting  $(\mathcal{L}_{val}(P), C_1(P), C_2(P))$ .
- 3:  $[G_1, G_2, \dots] \leftarrow$  Crowding distance sorting  $[F_1, F_2, \dots]$ .
- 4: **for**  $t = 1, 2, 3, \dots, T$  **do**
- 5: Clear offspring population  $Q_1 \leftarrow \emptyset, i \leftarrow 0$ .
- 6: **while**  $i < 4N$  or  $||Q_1|| < N$  **do**
- 7:  $p \leftarrow$  Binary Tournament Selection  $(P, [G_1, G_2, \dots], [F_1, F_2, \dots])$  select individual by the tournament.
- 8: **Crossover:**  $q \leftarrow$  Crossover  $(p, \mu)$ .
- 9: **Mutatin:**  $q \leftarrow$  Mutatin  $(q, \nu)$ .
- 10: From  $q$  get the simple objective  $C_1(q)$  and  $C_2(q)$ .
- 11: Choose  $q$  based on constraint function  $g_1$  and  $g_2$  through  $C_1(q)$  and  $C_2(q)$ .
- 12:  $Q_1 \leftarrow Q_1 \cup q; i = i + 1$ .
- 13: **end while**
- 14:  $[F_1, F_2, \dots] \leftarrow$  Fast non-dominated sorting  $(C_1((P \cup Q_1)), C_2((P \cup Q_1)))$ .
- 15:  $[G_1, G_2, \dots] \leftarrow$  Crowding distance sorting  $[F_1, F_2, \dots]$ .
- 16:  $P \leftarrow$  Selection  $((P \cup Q_1), [F_1, F_2, \dots], [G_1, G_2, \dots])$ .
- 17: Clear offspring population  $Q \leftarrow \emptyset, i \leftarrow 0$ .
- 18: **while**  $i < N$  **do**
- 19:  $p \leftarrow$  Binary Tournament Selection  $(P, [G_1, G_2, \dots], [F_1, F_2, \dots])$  select individual by the tournament.
- 20: **Crossover:**  $q \leftarrow$  Crossover  $(p, \mu)$ .
- 21: **Mutatin:**  $q \leftarrow$  Mutatin  $(q, \nu)$ .
- 22:  $Q \leftarrow Q \cup q; i = i + 1$ .
- 23: **end while**
- 24:  $[F_1, F_2, \dots] \leftarrow$  Fast non-dominated sorting  $(\mathcal{L}_{val}(P \cup Q), C_1(P \cup Q), C_2(P \cup Q))$ .
- 25:  $[G_1, G_2, \dots] \leftarrow$  Crowding distance sorting  $[F_1, F_2, \dots]$ .
- 26:  $P \leftarrow (P \cup Q, [G_1, G_2, \dots], [F_1, F_2, \dots])$  select individual by the tournament.
- 27: **end for**
- 28: The Pareto population  $P$ .

---

For practical deployment scenarios in mobile devices, we implement network architecture complexity and performance trade-offs from a multi-objective optimization perspective. In this work, we treat the automated design of object detection backbone architecture for the mobile device as a bilevel optimization problem. We mathematically formulate the optimization problem as:

$$\begin{aligned} \text{minimize } \mathbf{F}(\alpha) &= (\mathcal{L}_{val}(\omega^*(\alpha), C_0(\alpha), C_1(\alpha)))^T \\ \text{s.t. } \omega^*(\alpha) &= \arg \min_{\omega \in \Omega} \mathcal{L}_{train}(\omega, \alpha) \\ \alpha &\in \Omega_\alpha, \omega \in \Omega_\omega \end{aligned} \quad (1)$$

where  $\Omega_\alpha = \prod_{i=1}^n [a_i, b_i]$  is the backbone architecture search space, and  $a_i, b_i$  are the lower and upper bound.  $\alpha = (\alpha_1, \dots, \alpha_n)^T \in \Omega_\alpha$  is the candidate architectures.  $\omega \in \Omega_\omega$  is the lower-level variable and denotes its associated weights. The upper-level objective function  $\mathbf{F}$  denotes the object detection loss  $\mathcal{L}$  on the validation data  $\mathcal{D}_{val}$ , and the architecture complexity  $C_0$  and  $C_1$ . The lower level objective function  $\mathcal{L}$  is the object detection loss on the training data  $\mathcal{D}_{train}$ .

Correspondingly, the process of the architecture search is performed according to Eq. 1 and it can be simplified and shown in Fig. 1. The goal of the proposed method is to search a series of backbone architectures for object detection in mobile devices. Therefore, the structure of the backbone network will change continuously during the search (i.e., the way the nodes are linked in the backbone network are searched as shown in Fig. 1), while the number of input feature pyramid channels  $C3, C4, C5$  is changed as the structure of the backbone network. The architecture of other parts of the object detection network remains constant.

Our proposed approach is a multi-objective evolutionary optimization of object detection backbone network architecture following SPOS [40]. The method is performed in two main stages: the supernet pre-trained stage and the architecture search stage. In the supernet pre-trained stage, the supernet pre-trained on ImageNet is fine-tuned on COCO. Therefore, the fine-tuned supernet has the performance conditions to evaluate the backbone architecture on COCO. For the architecture search stage, the supernet is sampled as a single path one-shot approach with uniform sampling. The depth of the network is controlled by the number of identity operations. The number of output channels is searched by pruning via the L1 norm of the channel weights. We perform channel sorting and pick the important channels (with the larger L1 norm) to map the individual network weights. The network depth, network structure, and network out channels are encoded to be searched by the evolutionary optimization approach (shown in Algorithm 1) based on non-dominated sorting for detection-specific NAS. During the search, each individual network architecture is sampled as a single path and a fixed channel width in the supernet via the weighting mapping technique. For the weighting mapping technique, the details can be seen in Section III-C.

In every iteration of MNSGA-NAS, a group of off-spring (new population) is created from the population by crossover and mutation applied to more promising already discovered structures, also known as parents. Each member of the

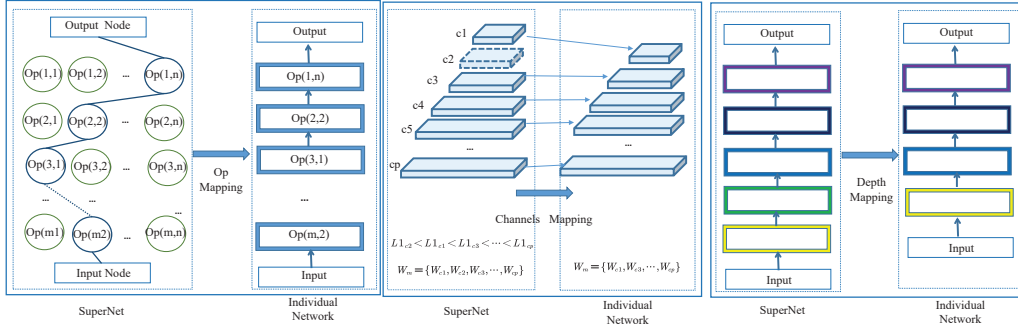


Fig. 2. Weight mapping is consisted of three kinds of mapping: operation mapping, channels mapping, and depth mapping

population competes for survival and reproduction in each iteration and the initial population is randomly generated as shown in Algorithm 1 line 1st. Subsequent to initialization, MNSGA-NAS conducted the search in two stages: 1) Fast non-dominated sorting for architecture complexity ( $C_1, C_2$ ) that can be obtained quickly. In the first stage, the off-spring  $Q_1$  is created through crossover and mutation with fast non-dominated sorting for architecture complexity ( $C_1, C_2$ ) which can be obtained by a quick calculation. The off-spring  $Q_1$  is also constrained by  $g_1$  and  $g_2$ . It is to increase the number of individuals in the constrained space, which can improve the efficiency of architecture search for mobile device scenarios. 2) for the second stage, the off-spring  $Q$  is obtained through fast non-dominated sorting with  $(\mathcal{L}_{val}(P), C_1(P)), C_2(P)$ , which may consume a lot of computing resources because the process of pruning need to retrain the network to fast response accuracy. At the end of the evolution, a set of architectures reflecting an efficient trade-off between network performance and complexity is obtained through multiple learning processes of genetic operators. All the flowcharts and pseudocode outlining the MNSGA-NAS are shown in Fig. 1 and Algorithm 1.

### C. Weight Mapping from Supernet

In this section, we define weight mapping as a paradigm for mapping SuperNet weights to an individual network that represents the detection network formed during the architecture search process. We denote the individual network as  $\mathbb{N}_{in}$  and the SuperNet as  $\mathbb{N}_{super}$ . The weight mapping is illustrated in the following three aspects: operation mapping, channel mapping, and depth mapping. The schematic diagram of weight mapping is shown in Fig. 2.

Supernet is with the max size channels, max size depth, and all kinds of operations. Each layer of the superNet represents the layer of the individual network. Thus, the operation in each layer of the individual network  $\mathbb{N}_{in}$  can be mapped to the superNet  $\mathbb{N}_{super}$ . The weights of  $i$ th layer in supernet can be denoted as  $\{o_{super}^{i,1}, o_{super}^{i,2}, \dots, o_{super}^{i,7}\}$ , and the weights of  $i$ th layer in individual network can be denoted as  $\{o_{in}^i\}$ . The operation mapping process can be shown as the Op Mapping in Fig. 2. Operation mapping in  $i$ th layer is formulated as:

$$o_{in}^i = o_{super}^{i,j}, \quad \forall 1 \leq j \leq 7 \quad (2)$$

Channels mapping represents the process of channel pruning. For this reason, the Supernet is trained with full width

and the network channels can be pruned flexibly. We calculate the channel importance based on the L1 norm of the channel weights, where a channel L1 norm means more importance. Therefore, the channel with a larger L1 norm is left during the channels pruning [36, 41]. As Eq. 2, we denote the channels of  $o_{super}^{i,j}$  in supernet as  $W_{super}^{(out,in,h,w)} \in \mathbb{R}^{p \times q \times h \times w}$  and the channels of  $o_{in}^i$  in individual network as  $W_{in}^{(out,in,h,w)} \in \mathbb{R}^{r \times s \times h \times w}$ .  $out, in$  denotes the output, input dimension of the operation and  $h, w$  denotes the spatial dimension.  $p, q$  is the size channels of the supernet operation with the max size channels, and  $r, s$  is the size channels of the operation of the individual network, where  $1 \leq r \leq p, 1 \leq s \leq q$ . The channel mapping is illustrated as Fig. 2. The channels mapping process can be formulated as follows:

$$W_{in}^{i,j,\dots} = W_{super}^{i,j,\dots} \quad \forall 1 \leq r \leq p, \forall 1 \leq s \leq q \quad (3)$$

Depth mapping is the process of adjusting the number of operations in the individual network. The operation of identity is utilized to control the depth of the individual network. As MobileNetV2 [32], individual networks and supernet are split at some stage. We assume that one stage of the individual network is with  $l$  layers and one stage of the supernet is with  $m$  layers, where  $l \leq m$ . The weight of one stage in an individual network can be denoted as  $\{o_{in}^1, o_{in}^2, \dots, o_{in}^l\}$  and so as to the weight of one stage in supernet  $\{o_{super}^1, o_{super}^2, \dots, o_{super}^m\}$ . The depth mapping is illustrated in Fig. 2 and the depth mapping process can be formulated as follows:

$$o_{in}^i = o_{super}^i \quad \forall 1 \leq l \leq m, \quad (4)$$

### D. Mobile Search Spaces

In the search strategy, we define the GhostNet [44] as the basic network and introduce more options of architecture elements. For every GhostNet-based module layer, we allow for kernel channels and more expansion size. For the adjustment of network depth, we control the depth of the network by adjusting the number of identity connections. For each layer, we offer 7 modules to choose from, and the GhostNet-based modules are as follows:

- k3 GBe1: kernel size:  $3 \times 3$ , expansion size: 1.
- k3 GBe2: kernel size:  $3 \times 3$ , expansion size: 2.
- k3 GBe3: kernel size:  $3 \times 3$ , expansion size: 3.
- k3 GBe4: kernel size:  $3 \times 3$ , expansion size: 4.
- k3 GBe5: kernel size:  $3 \times 3$ , expansion size: 5.

- k3 GB6: kernel size:  $3 \times 3$ , expansion size: 6.
- Identity

We set more layers in one stage of the backbone network. The structure of the search space is detailed in Table I. Based on Table I and the GhostNet-based modules, the proposed approach search for network depth, network structure and the size of the output channels. Because the obtained network needs to output features for detection, we set the third, fifth and sixth stages of the backbone to output the feature maps.

TABLE I  
GHOSTNET-BASED SEARCH SPACE OF CHANNELS

Stage	Channels	Feature Output
1	16	N
2	{24,32}	N
3	{40,48}	Y
4	{56,64,72,80,88,96}	N
5	{104,112,120,128}	Y
6	{144,152,160,168,176,184,192}	Y

"Channels": the number of output channels. "Stage": the Stage of backbone network. "Feature Output": Y denotes the feature map corresponding to the output of in this stage and N denotes the opposite.

#### IV. EXPERIMENTS

In the experiment, the supernet is pre-trained on ImageNet [45]. We randomly split the original training set into two parts: 50000 images are for validation (50 images for each class exactly) and the rest as the training set. ImageNet is mainly utilized to pre-trained supernet and backbone network, and the image size is  $224 \times 244$ . The MS-COCO 2017 [46] is also utilized in the experiment. There are 118K images in the train set and 5K images in the Val set. This dataset is widely considered to be challenging, especially due to the large variation in object scale and a large number of objects per image. We report the average average accuracy (mAP) of object detection, and the image size is  $320 \times 320$ .

##### A. Implementation details

To further verify the effectiveness of the proposed method, we utilize the YoloX-Lite [26] as the baseline. YoloX-Lite is the lighter version of YoloX [26] which. The major difference between YoloX-Lite and YoloX is that YoloX-Lite is controlled the feature dimension of the head to be 64 so that it has similar FLOPs.

**Supernet pre-training.** For the ImageNet classification dataset, we use the commonly used 1.28M training images for supernet pre-training. To train the one-shot supernet backbone on ImageNet, we set the batch size of 1024 on 8 GPUs for 300k iterations. The initial learning rate is set to be 0.5 and it is decreased linearly to 0. The momentum is 0.9 and weight decay is  $4 \times 10^{-5}$ .

**Supernet fine-truning.** In the step, the one-shot supernet is with detection head, feature fusion pyramid. YoloX is utilized as the base detector to be fused with the ImageNet pre-trained supernet. The training images are resized such that the shorter size is 320 Pixel. The network with supernet and detector is trained on 8 GPUs with a total of 16 images per minibatch for

140k iterations on COCO. The learned rate is 0.02. We use weight decay of  $1 \times 10^{-5}$  and momentum of 0.9.

**Search on supernet with non-dominated sorting.** The detection datasets are split into a training set for individual network retrained and a validation set for architecture search. For COCO, the validation set contains 5k images randomly selected from the COCO train set. Hyperparameters for training the individual network weights follow the short schedule for standalone training MMDetection. We use Adam optimizer with an initial learning rate of 0.2, weight decay of  $1 \times 10^{-5}$ , and momentum of 0.9. The individual networks are trained on 8 GPUs with a total of 16 images per minibatch for 7k iterations. The best candidates in the retrained individual networks.

**Training from scrath.** As the backbone architecture searching is finished, we train the network as that batch size is 16 images per GPU and the SGD optimizer with momentum 0.9, learning rate 0.8, and weight decay 0.0001. The learning rate scheduler configuration is set to decay as the number of epoch steps, the detection networks are trained for 300 Epochs. As a while, Mixup and Mosaic implementation are utilized to train out models and close them for the last 15 epochs. For strong data augmentation, ImageNet pre-training is no more beneficial and even leads to overfitting. So all models are trained from scratch on detection datasets.

**Device Setup.** For fairness comparison, we compare the runtime inference latency of various detection models on Jetson TX2 NX and the input image resolution is set to  $320 \times 320$ . All the detection models are optimized by TensorRT 8.2 as FP16 to speed up execution. We target real-time execution with batch size =1, so we process 20 images to warm up the inferencing and 100 images to test the latency. We take the average execution time with 100 images for inference latency calculation. We also utilize mmdeploy [27] to transform the mmdetection-based [50] model for TensorRT-based inference.

##### B. Main results

We compare the architectures obtained via MNSGA-NAS against state-of-the-art mobile detection models on COCO. For a fair comparison, the result is reported with mean average precision (mAP) and floating-point operations per second (FLOPs) and compared with other mobile detection models. Results are represented in Table II. As the similar-level FLOPs, we find that searching directly on the detection task (MNSGA-NAS v1+YoloX) allows us to improve mAP by 1.5 mAP over GhostNet+YoloX Lite on the validation set and 2.8 mAP on COCO test-dev.

For other state-of-the-art mobile detection models, we compare with the NAS-crafted MobileDet [22], NAS-FPNLite [21] and MnasFPN [23] and achieve competitive results. MNSGA-NAS v3 outperforms MobileDets-IBN [22] by 3.0 mAP on COCO test-dev as comparable FLOPs. Likewise, MNSGA-NAS v2 outperforms MobileNetV2+SSDLite [21] by 4.8 mAP with smaller than 2X FLOPs. Similarly, MNSGA-NAS v1 also outperforms MobileNetV2+MnasFPN by 0.5 mAP on COCO valid set as comparable FLOPs. The results confirm the effectiveness of detection-specific NAS.

TABLE II  
OBJECT DETECTION RESULTS ON MS-COCO. TEST AP SCORES ARE BASED ON COCO TEST-DEV.

BackBone	Input Res.	mAP		Latency (ms)	Device Name	GFLOPs	Madds	Params
		Valid	Test					
MobileNetV2+MnasFPN [23]	320	25.6	26.1	18.5	EdgeTPU	-	0.92B	2.5M
MobileNetV2 + NAS-FPNLite [21]	320	-	25.1	202	CPU	-	0.98B	2.02M
MobileNetV2 + SSDLite [21]	320	-	22.1	200	Pixel 1 CPU	1.6	-	4.3M
MobileNetV2+FPNLite [22]	320	-	24.3	264	Pixel 1 CPU	2.03	-	2.2M
MobileDets-IBN(EdgeTPU) [22]	320	25.1	24.7	7.4	EdgeTPU	-	0.97	4.17M
YOLOv3-tiny [47]	320	14	-	71	Galaxy S20	3.3	-	8.85M
YOLObile (GPU only) [48]	320	31.6	-	58.8	Galaxy S20	3.95	-	4.59M
YOLO-ReT-M0.75(INT8) [49]	320	18.4	-	30.12	Jetson Nano	-	-	5.2M
YOLO-ReT-M1.4(INT8) [49]	320	19.1	-	43.45	Jetson Nano	-	-	12.3M
YOLO-ReT-EB 3(INT8) [49]	320	19.7	-	91.24	Jetson Nano	-	-	28.3M
GhostNet+YoloX Lite	320	24.6	24.1	17.23	Jetson TX2 NX	0.74	0.70B	3.56M
SPOS CLS.+YoloX Lite	320	26.6	26.8	17.35	Jetson TX2 NX	0.997	0.96B	3.16M
MNSGA-NAS v1+YoloX	320	26.1	26.3	15.46	Jetson TX2 NX	0.75	0.72B	1.96M
MNSGA-NAS v2+YoloX	320	26.4	26.9	16.53	Jetson TX2 NX	0.83	0.81B	2.64M
MNSGA-NAS v3+YoloX	320	27.6	27.7	17.18	Jetson TX2 NX	0.971	0.95B	2.36M

To exclude the influence of the search space and YOLOX framework on the performance, the results also report the performance of the optimal individual (SPOS CLS.+YoloX Lite) based on the ImageNet classification task search with the same search space. The backbone is obtained by following the SPOS [40], the population size is set to 20 and the number of iterations is 50. Likewise, SPOS CLS.+YoloX Lite is not with ImageNet pre-training. As can be seen that MNSGA-NAS v3 outperforms SPOS CLS.+YoloX Lite by 1.0 mAP on COCO valid set as comparable FLOPs. The results show that MNSGA-NAS again shows effectiveness in detecting dedicated NAS compared to architecture search for classification tasks.

These results support the fact that network architecture search on mobile, task-oriented can make the network more inclined towards high performance. With our non-dominated sort-based algorithm, we allow us to achieve a better trade-off between floating-point operations per second and the accuracy of the model.

### C. Architecture Visualizations

Table III illustrates our searched object detection backbone architecture, MNSGA-NAS v3. 'No.' indicates the layers of the backbone. Meanwhile, the backbone needs to provide the output feature maps of multi-scale so it is divided into 6 stages. Layer 0 denotes the first stage, the second stage contains layers 1-4, and 5-8,9-13,14-22, and 23-33 denote the third, fourth, fifth, and sixth stages, respectively. Where the output feature maps of the third, fifth and sixth stages are treated as the feature outputs of the backbone network. An interesting observation is that the number of output channels does not increase as double when the size of the feature map is changed. The results reveal that the adjustment of output channels for the backbone is necessary to improve the model performance. The relationship between the number of backbone network output channels and the data may require further analysis.

### D. Ablation Study

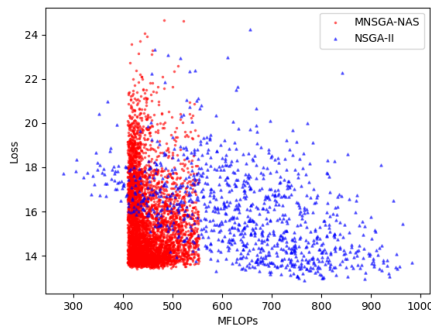
In this section, we reveal the effectiveness of the proposed method by performing a series of ablation experiments. We

TABLE III  
THE ARCHITECTURES OF MNSGA-NAS V3

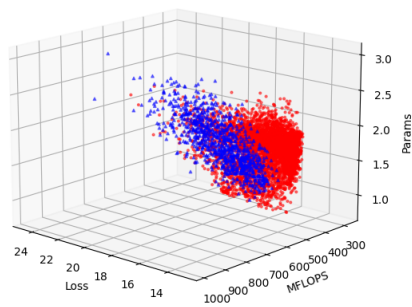
No.	Opertion	Input Chan.	Outnput Chan.	Stride
0	Conv3	3	16	2
1	K3GBe3	16	16	2
2	K3GBe2	16	32	1
3	K3GBe4	32	32	1
4	K3GBe6	32	32	1
5	K3GBe2	32	40	2
6	K3GBe3	40	40	1
7	K3GBe5	40	40	1
8	K3GBe3	40	40	1
9	K3GBe2	40	56	2
10	K3GBe1	56	56	1
11	K3GBe4	56	56	1
12	K3GBe3	56	56	1
13	K3GBe4	56	56	1
14	K3GBe6	56	128	1
15	K3GBe6	128	128	1
16	K3GBe1	128	128	1
17	K3GBe1	128	128	1
18	K3GBe1	128	128	1
19	K3GBe1	128	128	1
20	K3GBe2	128	128	1
21	K3GBe3	128	128	1
22	K3GBe5	128	128	1
23	K3GBe3	128	152	2
24	K3GBe3	152	152	1
25	K3GBe6	152	152	1
26	K3GBe4	152	152	1
27	K3GBe4	152	152	1
28	K3GBe5	152	152	1
29	K3GBe3	152	152	1
30	K3GBe6	152	152	1
31	K3GBe6	152	152	1
32	K3GBe4	152	152	1
33	K3GBe3	152	152	1

first visualize the distribution of individuals during the search process to show the difference between the evolutionary process of MNSGA-NAS and that of NSGA-II. In addition, we also compare the advantages of the proposed approach in terms of accuracy, the number of parameters, and inference time as comparable FLOPs, which further demonstrates the comparative advantages of our algorithm.

MNSGA-NAS is improved based on NSGA-II with the



(a) The individuals distribution of backbone FLOPs and loss for NSGA-II and MNSGA-NAS



(b) The individuals distribution of backbone FLOPs, parameters and loss for NSGA-II and MNSGA-NAS

Fig. 3. The individuals distribution for NSGA-II and MNSGA-NAS characteristics of NAS. Analyzing the distribution of individuals of both algorithms can better reveal the fundamental principle of MNSGA-NAS. Fig. 3-(a) shows the distribution of individuals in the search process for MNSGA-NAS and NSGA-II. The blue dots and red dots indicate the individuals of MNSGA-NAS and NSGA-II in the search process, respectively. In addition, the horizontal axis indicates the FLOPs of the backbone and the vertical axis indicates the YoloX Lite loss of the corresponding individual as the backbone. Lower YoloX loss indicates higher accuracy of the backbone, so the individual with lower loss is more preferred to the desired architecture at the same FLOPs. From Fig. 3-(a), it can be seen that for the same FLOPs, red points with lower losses than blue points exist, and the red points are the ones we need. The results reveal that MNSGA-NAS optimizes NSGA-II based on non-dominated sorting for the NAS scenario. NSGA-II is computationally solved for the complete Pareto front surface, so there will be a more uniform portion of individuals on the Pareto surface. However, NSGA-II acquired several unwanted individuals, causing a decrease in search efficiency. On the other hand, MNSGA-NAS performs non-dominated sorting twice within the constraint space, which allows for a finite number of iterations, and searches for individuals with a lower size of FLOPs and lower loss. Fig. 3-(b) adds the distribution of the parameter sizes. Fig. 3-(b) shows the Pareto front surface of the MNSGA-NAS search in three dimensions, which is more in line with the needs of low loss, low FLOPs, and low parameters of NAS. It further explains the advantages of MNSGA-NAS for NAS problems.

TABLE IV  
THE EXPERIMENTAL RESULTS COMPARING NSGA-II AND MNSGA-NAS IN SIMILAR FLOATING-POINT OPERATION STATES

Backbone	GFLOPs		Latency(ms)	mAP	
	Backbone	All		Valid	test-dev
NSGA-II Based	0.529	0.993	18.35	27.1	27.3
MNSGA-NAS v3	<b>0.525</b>	<b>0.971</b>	<b>17.06</b>	<b>27.8</b>	<b>27.9</b>

In addition, we chose the individual (NSGA-II Based) from NSGA-II Pareto surface individuals with FLOPs similar to those of MNSGA-NAS v3. The NSGA-II Based inference time is measured on the same Jetson TX2 NX device, and the performance comparisons are shown in Table IV. The results in Table IV show that MNSGA-NAS v3 outperforms NSGA-II Based by 0.6 mAP on COCO test-dev and 0.7 mAP on

COCO Valid Set as comparable FLOPs. MNSGA-NAS v3 also improve 1.29ms than NSGA-II Based on latency. These results support the fact that the individuals obtained by MNSGA-NAS search have an advantage over NSGA-II in terms of inference time and prediction accuracy. The results in Table IV further support the conclusions in Fig. 3.

## V. CONCLUSION

In this work, we address the problem of suboptimal results caused by a linear combination of objectives in multi-objective neural architecture search, propose a non-dominated ranking-based evolutionary algorithm for NAS scenarios, and use it for backbone network architecture search for object detection tasks. This method designs a GhostNet-based search space for mobile devices. The proposed approach automatically designs the backbone network from the network depth, network structure, and network output channels via a technique of weight mapping, making it possible to use NAS for mobile devices detection tasks a lot more efficiently. It follows SPOS and fuses a pre-trained supernet as a backbone into YoloX, fine-tuned based on the COCO dataset. Finally, the backbone network is obtained through the evolutionary search by the proposed approach. Experiments show that the architectures produced by the proposed approach achieve excellent detection results on the mobile hardware platform, which are significantly better than the state-of-the-art to a large margin. The results also report that the proposed approach achieves higher accuracy at comparable FLOPs compared to the classification task-oriented SPOS, again showing the effectiveness of detecting dedicated NAS.

## REFERENCES

- [1] T. A. Xuefeng Xiao, Yafeng Yang and T. C. Lianwen Jin, "Design of a very compact cnn classifier for online handwritten chinese character recognition using dropoutweight and global pooling," in *2017 14th IAPR International Conference on Document Analysis and Recognition (ICDAR)*, vol. 1. IEEE, 2017, pp. 891–895.
- [2] X. Xiao, L. Jin, Y. Yang, W. Yang, J. Sun, and T. Chang, "Building fast and compact convolutional neural networks for offline handwritten chinese character recognition," *Pattern Recognition*, vol. 72, pp. 72–81, 2017.
- [3] W. Li, X. Wang, X. Xia, J. Wu, X. Xiao, M. Zheng, and S. Wen, "Sepvit: Separable vision transformer," *arXiv preprint arXiv:2203.15380*, 2022.



- [4] S. Ren, K. He, R. Girshick, and J. Sun, “Faster r-cnn: Towards real-time object detection with region proposal networks,” *Advances in neural information processing systems*, vol. 28, 2015.
- [5] Y. Fang, B. Liao, X. Wang, J. Fang, J. Qi, R. Wu, J. Niu, and W. Liu, “You only look at one sequence: Rethinking transformer in vision through object detection,” *Advances in Neural Information Processing Systems*, vol. 34, 2021.
- [6] X. Zhang, F. Wan, C. Liu, R. Ji, and Q. Ye, “Freeanchor: Learning to match anchors for visual object detection,” *Advances in neural information processing systems*, vol. 32, 2019.
- [7] Z. Li, C. Peng, G. Yu, X. Zhang, Y. Deng, and J. Sun, “Detnet: Design backbone for object detection,” in *Proceedings of the European conference on computer vision (ECCV)*, 2018, pp. 334–350.
- [8] J. Wang, K. Sun, T. Cheng, B. Jiang, C. Deng, Y. Zhao, D. Liu, Y. Mu, M. Tan, X. Wang *et al.*, “Deep high-resolution representation learning for visual recognition,” *IEEE transactions on pattern analysis and machine intelligence*, vol. 43, no. 10, pp. 3349–3364, 2020.
- [9] R. J. Wang, X. Li, and C. X. Ling, “Pelee: A real-time object detection system on mobile devices,” *Advances in neural information processing systems*, vol. 31, 2018.
- [10] J. Lin, W.-M. Chen, Y. Lin, C. Gan, S. Han *et al.*, “Mcnunet: Tiny deep learning on iot devices,” *Advances in Neural Information Processing Systems*, vol. 33, pp. 11 711–11 722, 2020.
- [11] Y. Wang, K. Lv, R. Huang, S. Song, L. Yang, and G. Huang, “Glance and focus: a dynamic approach to reducing spatial redundancy in image classification,” *Advances in Neural Information Processing Systems*, vol. 33, pp. 2432–2444, 2020.
- [12] C. White, A. Zela, R. Ru, Y. Liu, and F. Hutter, “How powerful are performance predictors in neural architecture search?” *Advances in Neural Information Processing Systems*, vol. 34, 2021.
- [13] X. Xia, X. Xiao, X. Wang, and M. Zheng, “Progressive automatic design of search space for one-shot neural architecture search,” in *Proceedings of the IEEE/CVF Winter Conference on Applications of Computer Vision (WACV)*, January 2022, pp. 2455–2464.
- [14] J. Li, X. Xia, W. Li, H. Li, X. Wang, X. Xiao, R. Wang, M. Zheng, and X. Pan, “Next-vit: Next generation vision transformer for efficient deployment in realistic industrial scenarios,” *arXiv preprint arXiv:2207.05501*, 2022.
- [15] X. Xia, J. Li, J. Wu, X. Wang, M. Wang, X. Xiao, M. Zheng, and R. Wang, “Trt-vit: Tensorrt-oriented vision transformer,” *arXiv preprint arXiv:2205.09579*, 2022.
- [16] A. G. Howard, M. Zhu, B. Chen, D. Kalenichenko, W. Wang, T. Weyand, M. Andreetto, and H. Adam, “Mobilenets: Efficient convolutional neural networks for mobile vision applications,” *arXiv preprint arXiv:1704.04861*, 2017.
- [17] M. Tan, B. Chen, R. Pang, V. Vasudevan, M. Sandler, A. Howard, and Q. V. Le, “Mnasnet: Platform-aware neural architecture search for mobile,” in *Proceedings of the IEEE/CVF Conference on Computer Vision and Pattern Recognition*, 2019, pp. 2820–2828.
- [18] H. Cai, L. Zhu, and S. Han, “Proxylessnas: Direct neural architecture search on target task and hardware,” *arXiv preprint arXiv:1812.00332*, 2018.
- [19] Y. Zhang, Z. Qiu, J. Liu, T. Yao, D. Liu, and T. Mei, “Customizable architecture search for semantic segmentation,” in *Proceedings of the IEEE/CVF Conference on Computer Vision and Pattern Recognition*, 2019, pp. 11 641–11 650.
- [20] Y. Chen, T. Yang, X. Zhang, G. Meng, X. Xiao, and J. Sun, “Detnas: Backbone search for object detection,” *Advances in Neural Information Processing Systems*, vol. 32, 2019.
- [21] G. Ghiasi, T.-Y. Lin, and Q. V. Le, “Nas-fpn: Learning scalable feature pyramid architecture for object detection,” in *Proceedings of the IEEE/CVF conference on computer vision and pattern recognition*, 2019, pp. 7036–7045.
- [22] Y. Xiong, H. Liu, S. Gupta, B. Akin, G. Bender, Y. Wang, P.-J. Kindermans, M. Tan, V. Singh, and B. Chen, “Mobilenets: Searching for object detection architectures for mobile accelerators,” in *Proceedings of the IEEE/CVF Conference on Computer Vision and Pattern Recognition*, Conference Proceedings, pp. 3825–3834.
- [23] B. Chen, G. Ghiasi, H. Liu, T.-Y. Lin, D. Kalenichenko, H. Adam, and Q. V. Le, “Mnasfpn: Learning latency-aware pyramid architecture for object detection on mobile devices,” in *Proceedings of the IEEE/CVF conference on computer vision and pattern recognition*, 2020, pp. 13 607–13 616.
- [24] J. Fang, Y. Sun, Q. Zhang, K. Peng, Y. Li, W. Liu, and X. Wang, “Fna++: Fast network adaptation via parameter remapping and architecture search,” *IEEE Transactions on Pattern Analysis and Machine Intelligence*, vol. 43, no. 9, pp. 2990–3004, 2021.
- [25] K. Deb, A. Pratap, S. Agarwal, and T. Meyarivan, “A fast and elitist multiobjective genetic algorithm: Nsga-ii,” *IEEE transactions on evolutionary computation*, vol. 6, no. 2, pp. 182–197, 2002.
- [26] Z. Ge, S. Liu, F. Wang, Z. Li, and J. Sun, “Yolox: Exceeding yolo series in 2021,” *arXiv preprint arXiv:2107.08430*, 2021.
- [27] M. Contributors, “Openmmlab’s model deployment toolbox.” <https://github.com/open-mmlab/mmdploy>, 2021.
- [28] C.-H. Hsu, S.-H. Chang, J.-H. Liang, H.-P. Chou, C.-H. Liu, S.-C. Chang, J.-Y. Pan, Y.-T. Chen, W. Wei, and D.-C. Juan, “Monas: Multi-objective neural architecture search using reinforcement learning,” *arXiv preprint arXiv:1806.10332*, 2018.
- [29] T. Elsken, J. H. Metzen, and F. Hutter, “Efficient multi-objective neural architecture search via lamarckian evolution,” *arXiv preprint arXiv:1804.09081*, 2018.
- [30] Y.-H. Kim, B. Reddy, S. Yun, and C. Seo, “Nemo : Neuro-evolution with multiobjective optimization of deep neural network for speed and accuracy,” in *International Conference on Machine Learning (ICML) AutoML Workshop*, 2017.

- [31] Z. Lu, I. Whalen, Y. Dhebar, K. Deb, E. Goodman, W. Banzhaf, and V. N. Boddeti, “Multi-objective evolutionary design of deep convolutional neural networks for image classification,” *IEEE Transactions on Evolutionary Computation*, pp. 1–1, 2020.
- [32] M. Sandler, A. Howard, M. Zhu, A. Zhmoginov, and L.-C. Chen, “Mobilenetv2: Inverted residuals and linear bottlenecks,” in *Proceedings of the IEEE conference on computer vision and pattern recognition*, 2018, pp. 4510–4520.
- [33] N. Ma, X. Zhang, H.-T. Zheng, and J. Sun, “Shufflenet v2: Practical guidelines for efficient cnn architecture design,” in *Proceedings of the European conference on computer vision (ECCV)*, 2018, pp. 116–131.
- [34] X. Zhang, X. Zhou, M. Lin, and J. Sun, “Shufflenet: An extremely efficient convolutional neural network for mobile devices,” in *Proceedings of the IEEE conference on computer vision and pattern recognition*, 2018, pp. 6848–6856.
- [35] T.-J. Yang, A. Howard, B. Chen, X. Zhang, A. Go, M. Sandler, V. Sze, and H. Adam, “Netadapt: Platform-aware neural network adaptation for mobile applications,” in *Proceedings of the European Conference on Computer Vision (ECCV)*, 2018, pp. 285–300.
- [36] Y. He, J. Lin, Z. Liu, H. Wang, L.-J. Li, and S. Han, “Amc: Automl for model compression and acceleration on mobile devices,” in *Proceedings of the European conference on computer vision (ECCV)*, 2018, pp. 784–800.
- [37] A. Howard, M. Sandler, G. Chu, L.-C. Chen, B. Chen, M. Tan, W. Wang, Y. Zhu, R. Pang, V. Vasudevan *et al.*, “Searching for mobilenetv3,” in *Proceedings of the IEEE/CVF International Conference on Computer Vision*, 2019, pp. 1314–1324.
- [38] M. Tan and Q. Le, “Efficientnet: Rethinking model scaling for convolutional neural networks,” in *International conference on machine learning*. PMLR, 2019, pp. 6105–6114.
- [39] N. Wang, Y. Gao, H. Chen, P. Wang, Z. Tian, C. Shen, and Y. Zhang, “Nas-fcos: Fast neural architecture search for object detection,” in *Proceedings of the IEEE/CVF Conference on Computer Vision and Pattern Recognition*, 2020, pp. 11 943–11 951.
- [40] Z. Guo, X. Zhang, H. Mu, W. Heng, Z. Liu, Y. Wei, and J. Sun, “Single path one shot neural architecture search with uniform sampling,” in *European conference on computer vision*. Springer, 2020, pp. 544–560.
- [41] H. Cai, C. Gan, T. Wang, Z. Zhang, and S. Han, “Once for all: Train one network and specialize it for efficient deployment,” in *International Conference on Learning Representations*, 2019.
- [42] S. Han, H. Mao, and W. J. Dally, “Deep compression compressing deep neural networks with pruning, trained quantization and huffman coding,” *arXiv preprint arXiv:1510.00149*, 2015.
- [43] J. Lin, Y. Rao, J. Lu, and J. Zhou, “Runtime neural pruning,” in *Advances in neural information processing systems*, vol. 30, 2017.
- [44] K. Han, Y. Wang, Q. Tian, J. Guo, C. Xu, and C. Xu, “Ghostnet: More features from cheap operations,” in *Proceedings of the IEEE/CVF Conference on Computer Vision and Pattern Recognition*, 2020, pp. 1580–1589.
- [45] A. Krizhevsky, I. Sutskever, and G. E. Hinton, “Imagenet classification with deep convolutional neural networks,” *Communications of the ACM*, vol. 60, no. 6, pp. 84–90, 2017.
- [46] T.-Y. Lin, M. Maire, S. Belongie, J. Hays, P. Perona, D. Ramanan, P. Dollár, and C. L. Zitnick, “Microsoft coco: Common objects in context,” in *European conference on computer vision*. Springer, 2014, pp. 740–755.
- [47] J. Redmon and A. Farhadi, “Yolov3: An incremental improvement,” *arXiv preprint arXiv:1804.02767*, 2018.
- [48] Y. Cai, H. Li, G. Yuan, W. Niu, Y. Li, X. Tang, B. Ren, and Y. Wang, “Yolobile: Real-time object detection on mobile devices via compression-compilation co-design,” in *Proceedings of the AAAI Conference on Artificial Intelligence*, vol. 35, no. 2, 2021, pp. 955–963.
- [49] P. Ganesh, Y. Chen, Y. Yang, D. Chen, and M. Winslett, “Yolo-ret: Towards high accuracy real-time object detection on edge gpus,” in *Proceedings of the IEEE/CVF Winter Conference on Applications of Computer Vision*, 2022, pp. 3267–3277.
- [50] K. Chen, J. Wang, J. Pang, Y. Cao, Y. Xiong, X. Li, S. Sun, W. Feng, Z. Liu, J. Xu, Z. Zhang, D. Cheng, C. Zhu, T. Cheng, Q. Zhao, B. Li, X. Lu, R. Zhu, Y. Wu, J. Dai, J. Wang, J. Shi, W. Ouyang, C. C. Loy, and D. Lin, “MMDetection: Open mmlab detection toolbox and benchmark,” *arXiv preprint arXiv:1906.07155*, 2019.