

Multilingual Name Entity Recognition and Intent Classification Employing Deep Learning Architectures

Sofia Rizou[†], Antonia Paffioti^{*}, Angelos Theofilatos[†], Athena Vakali[‡],
George Sarigiannidis[†] and Konstantinos Ch. Chatzisavvas^{1†,§}

[†]mSensis S.A., VEPE Technopolis, GR-55535, Thessaloniki, Greece

^{*}CRI S.A., 110 Pentelis Str., GR-15126, Athens, Greece

[‡]Informatics Department, Aristotle University of Thessaloniki,
GR-54124 Thessaloniki, Greece

[§]Mathematics Department, Aristotle University of Thessaloniki,
GR-54124 Thessaloniki, Greece

Abstract

Named Entity Recognition and Intent Classification are among the most important subfields of the field of Natural Language Processing. Recent research has led to the development of faster, more sophisticated and efficient models to tackle the problems posed by those two tasks. In this work we explore the effectiveness of two separate families of Deep Learning networks for those tasks: Bidirectional Long Short-Term networks and Transformer-based networks. The models were trained and tested on the ATIS benchmark dataset for both English and Greek languages. The purpose of this paper is to present a comparative study of the two groups of networks for both languages and showcase the results of our experiments. The models, being the current state-of-the-art, yielded impressive results and achieved high performance.

Keywords— Named Entity Recognition, Intent Classification, Natural Language Understanding, Deep Learning, LSTM networks, Transformer networks, Conversational Agents

Published in *Simulation Modelling Practice and Theory*, Vol. 120, 102620 (2022)
<https://doi.org/10.1016/j.simpat.2022.102620>

¹Corresponding author: k.chatzisavvas@msensis.com

1 Introduction

We are living in an era where messaging applications are strongly linked to all sorts of our daily activities, and in fact these applications have already overtaken social networks as can be indicated in the BI Intelligence Report [3]. The consumption of messaging platforms is further expected to grow significantly in the coming years; hence this is a huge opportunity for different businesses to gain insight on what people are actively engaged with. In this age of instant gratification, consumers expect companies to respond quickly or with minimum delay and this, of course, requires a lot of time and effort for the company to invest in their workforce. Thus, it's now the right time for any organization to think of new ways to stay connected with the end-user. Many organizations undergoing a digital transformation have already started harnessing the power of Artificial Intelligence (AI) in the form of AI-assisted customer support systems, talent screening using AI-assisted interviews, etc. There are even numerous conversational AI applications including Siri, Google Assistant, personal travel assistants, all of which provide personalized user experience.

Natural Language Processing (NLP) is a subfield of AI that assists computers with understanding, interpreting and manipulating human language, namely speech and text. The constant need for modelling and simulation in NLP has been the driving force for the development of various intricate and complex networks. Simulation in NLP is simulation of human behaviour. The implementation of Deep Learning (DL) techniques in NLP, which are attributed to the many benefits of this area, has seen a significant rise in recent years. DL is also prominent for the Named Entity Recognition (NER) and Intent Classification (IC) tasks, also known as Slot Filling (SF) and Intent Extraction (IE) respectively, that we explore in this article. All the architectures that were implemented during our experiments are DL networks which have been designed to handle sequential data. The effectiveness of DL networks in the field of NLP is largely attributed to the abundance of computational resources which are now more readily available than ever before. NER and IC are two of the most important tasks of NLP and they have gained popularity in various applications, which is why an efficient and practical NER and IC system has substantial commercial value.

A prime example is the popularity of intelligent chatbots, aiming to reform customer service by enhancing customer experience and offering companies new opportunities to simultaneously improve the customers' engagement process and the operational efficiency by reducing the typical cost of customer service.

NLP applications utilize a variety of methods to approach various tasks, such as the ones mentioned above. For these tasks to be successful, the machine must perform contextual extraction, which essentially is the automated retrieval of structured information from text-based sources and it is the main problem that needs solving for a conversational agent to be helpful. For conversational agents in particular, contextual extraction consists of two very important sub-tasks: NER and IC. IC is a type of NLU task that helps to understand the type of action conveyed in the sentence and all its participating parts – essentially it captures the general meaning of the sentence. NER is the sub-task of information extraction that aims to locate and classify named entities found in unstructured text into pre-defined categories, such as person names, locations, organizations, monetary values, etc and serves as the foundation for most natural language applications. An entity can be any word or series of words that refer to the same thing consistently. Formally, given a sequence of tokens $s = [x_1, x_2, \dots, x_N]$, NER outputs a list of tuples $[I_s, I_e, t]$ where $I_s \in [1, n]$ indicates the start of the entity inside the sequence, $I_e \in [1, n]$ is the respective end of the entity and t is the selected label from the category set.

Early NER systems noted huge success in achieving good performance with the cost of human engineering in designing domain-specific features and rules. In recent years DL empowered by continuous real-valued vector representations and semantic composition through nonlinear processing, has been employed in NER systems, yielding state-of-the-art performance. The last few years have seen a revolution in the way NLP is implemented and innovated thanks to the (re)introduction of neural networks and DL. The key improvements over pre-neural approaches are undoubtedly the considerable reduction of data sparsity and the compactness of the lexical representations. These come, however, at the cost of flattening information and, at least initially, conflating the meanings of ambiguous words into a single vector representation. More importantly, the biggest challenge of neural approaches is their accountability in the future, i.e., the ability to explain their outputs in a way that makes it possible to apply remedies. While this is an obvious issue for driverless cars, it is also important that an intelligent system should be able to explain the process followed for understanding text, especially if a decision has to be taken (e.g., in booking a restaurant or fixing an appointment by interacting with a vocal assistant).

In this paper we examine several state-of-the-art architectures which largely solve the NER and IC tasks and we compare the results we received from the experiments we conducted for this aim. For the first experiments, the NER and IC tasks were addressed and solved separately, and the models used for these tasks were evaluated both independently of each other but also as a unified model. For the NER task, a Bidirectional Long-Short Term Memory (Bi-LSTM) network serves as the basis of the network and we explore variations of the model by testing different types of word and character embeddings. For the independent IC task, a Support-Vector Machine (SVM) architecture is utilized. For the second series of experiments we conducted, the above tasks are approached with the notion that they are highly dependent of each other, meaning that the named entities found in a sentence are strongly connected to the intent of the sentence and that the intent is largely defined by the entities that comprise the sentence. The architectures we propose for this joint model are Transformer-based [44] and, more specifically, Bidirectional Encoder Representations from Transformers, commonly known as BERT [11]. All of the proposed models were trained, tested and evaluated on the popular ATIS (Airline Travel Information Systems) dataset, which is considered a benchmark dataset for NER and IC. Our methodology might be useful for multilingual applications thus we considered the Greek translation of the ATIS dataset and assessed all of the models' performance on both Greek and English, using appropriate embeddings for each language. The languages under inspection are English and Greek. They are fundamentally different regarding their inflection and morphology; modern English is a typical paradigm of a weak inflection language (e.g. Swedish, Danish) while modern Greek is a typical high inflection language (e.g. German, Spanish). As expected, with the models being the current state-of-the-art, we were able to yield superior results in comparison to older and more outdated networks. Nevertheless, it is vital to note that we do not claim this article to be exhaustive of all NER and IC works on either of the two languages.

In Section 2 we present work related to our study, In sections 3 and 4 we present the DL architectures employed for NER and IC tasks, and the methodology of our study. A detailed description on the language models that were used to vectorize the data sets, both in Greek and English, is also included. In Section 5 we present the details of our experiments; data processing, evaluation metrics, hyperparameters and experimental results. Finally, Section 6 contains the conclusions of this comparative study, highlights and future work.

2 Related Work

The interdisciplinary scientific field of NLP that has been active since the 1950s and was revolutionized in the late 1980s through the introduction of machine learning methods in language processing and further in the 2010s with the massive application of DL algorithms and representation models. Along with computer vision-image processing, it is one of the most celebrated AI applications with numerous paradigms in both theory and commercial applications such as machine translation [45, 2], speech recognition, sentiment analysis and opinion mining [51, 6, 12], automatic text summarization [31], text classification [20, 41, 13], question answering systems and conversational agents (chatbots) [43, 4], etc. The recent sharp increase in computing speed and capacities has led to new and highly intelligent software systems, which are becoming progressively able to bridge the gap between human communication and computer understanding and supplant or augment human services.

Previous work on ATIS dataset have employed models based on Recurrent Neural Networks (RNNs) [49, 28] or models based on LSTMs [47, 24]. Although sequence level optimization was not addressed specifically, these RNN models still achieved reasonably good metrics. The incorporation of CRFs [32, 48] was done to take advantage of the conditional dependencies between labels. Past and future input features were used with the introduction of bidirectional LSTMs [19, 14]. The correlation between intent and entities on ATIS dataset is being explored in joint architectures employing Gated Recurrent Units (GRUs) [30], attention mechanism [29, 27] or character embeddings to represent the semantic relations of characters [9]. Using attention mechanisms on top of LSTMs have shown empirical success for sequence encoders for sentence representations [8] and decoders for neural machine translation [18].

Due to their success, transformer-based models attract lots of interest from academic and industry researchers and have become the go-to architecture in NLP. Transformer was initially designed for machine translation tasks and now it is being used in most of the NLP tasks, due to its great efficiency. Multiple adaptations on existing transformer models or transformer-based models are being developed for a variety of NLP problems such as NER and IC. TENER [46] is an adaptive transformer model which uses the transformer encoder with a CRF layer to model not only word-level features but character-level features as well. Several architectures perform NER and IC as a combined task, such as [15] which is based on a pre-trained transformer model (BERT). It introduces a pooling attention layer from the IC task to model the relationship between the two tasks for each token and adopts a global concatenated attention mechanism. In [22] authors utilize transformers for biomedical purposes specifically. It is a flexible model which performs NER in multiple medical-context datasets. It combines pre-trained language transformer models and transfer learning. The input sentence is represented by a sequence of embedding vectors and passes through the transformer encoder for contextual representation. A shallow layer is then used to generate representations to each dataset accordingly. In [1] authors introduce a multilingual model, trained to perform NER on four languages, Russian, Bulgarian, Czech and Polish. It proves that BERT can also be very efficient at performing specific tasks like NER in multiple languages. Document-level representation for NER is demonstrated in [42], which explores further the capabilities of transformer models. By applying a simple linear layer for word-level predictions and fine-tune the model or by using transformer features in an LSTM-CRF model, NER in a document can be achieved.

3 Deep Learning models

3.1 LSTM

Long Short-Term Memory (LSTM) networks are improved versions of Recurrent Neural Networks (RNNs) aiming to capture long-range dependencies in sequential data. This is due to their ability to handle backpropagated errors for a large number of steps through the use of gates that regulate the flow of information in the network and thus avoid the catastrophic phenomenon of exploding (vanishing) gradients that is often the case for typical RNNs.

$$\begin{pmatrix} i_t \\ f_t \\ o_t \\ g_t \end{pmatrix} = \begin{pmatrix} \sigma \\ \sigma \\ \sigma \\ \mathbf{tanh} \end{pmatrix} \mathbf{W} \begin{pmatrix} h_{t-1} \\ x_t \\ 1 \end{pmatrix} \quad (1)$$

$$c_t = f_t \odot c_{t-1} + i_t \odot g_t \quad (2)$$

$$h_t = o_t \odot \mathbf{tanh} c_t \quad (3)$$

where \mathbf{W} is the weight matrix and with \odot we denote the element-wise multiplication.

The cell state vector c_t carries information of the sequence (e.g., singular/plural form in a sentence). The forget gate f_t determines how much the values of c_{t-1} are kept for time t , the input gate i_t controls the amount of update to the cell state, and the output gate o_t gives how much c_t reveals to h_t . Ideally, the elements of these gates have nearly binary values. For example, an element of f_t being close to 1 may suggest the presence of a feature in the sequence data. Similar to the skip connections in residual networks, the cell state c_t has an additive recursive formula, which helps back-propagation and thus captures long-range dependencies.

The notion of the *gate* is essential in LSTMs. Each gate's vector has neurons with values between 0 and 1 and they control the flow of information through the network. There are three different types of gates in a typical LSTM network, i.e.

- *Forget gate* f . Controls the feedback of the cell state vector c_t ; decides which information will be preserved and which will be discarded
- *Input gate* i . Controls the flow of input signal in the model
- *Output gate* o . Controls the flow of cell state vector c_t towards the exit.

3.1.1 Bidirectional LSTM

For a given sentence of n words (x_1, x_2, \dots, x_n) where each word x_i is represented as a d -dimensional vector, an LSTM computes a representation $h_{t \rightarrow}$ of the left-side context of the sentence at every word t . Naturally, generating a representation of the right-side context $h_{t \leftarrow}$ as well should add useful information. This can be achieved with the application of a second LSTM that reads the same sequence in reverse. The former is the *forward* LSTM and the latter is the *backward* LSTM. These are two distinct networks with different parameters. This forward and backward LSTM pair is referred to as a bidirectional LSTM [14]. The representation of a word with the use of this model is obtained by the concatenation of its left-side and right-side context representations, $h_t = [h_{t \rightarrow}; h_{t \leftarrow}]$. Thus, a complete representation of a word in context is formed effectively, which is useful for numerous tagging applications.

3.1.2 CRF Tagging

In tasks such as NER there are strong dependencies across output labels since the “grammar” that characterizes interpretable sequences of tags imposes several hard constraints (e.g., I-PER cannot follow B-LOC) that would be impossible to model with independence assumptions. Therefore, instead of modelling tagging decisions independently, we model them jointly using a Conditional Random Field (CRF) [25]. For an input sentence $\mathbf{X} = (x_1, x_2, \dots, x_n)$, we consider P to be the matrix of scores output by the bidirectional LSTM network. The size of matrix P is $n \times k$, where k is the number of distinct tags, and $P_{i,j}$ corresponds to the score of the j th tag of the i th word in a sentence. For a sequence of predictions $\mathbf{y} = (y_1, y_2, \dots, y_n)$ we define its score to be

$$s(\mathbf{X}, \mathbf{y}) = \sum_{i=0}^n A_{y_i, y_{i+1}} + \sum_{i=1}^n P_{i, y_i} \quad (4)$$

where A is the matrix of transition scores and $A_{i,j}$ represents the score of a transition from the tag i to the tag j . Therefore A is a square matrix of size k (the number of distinct tags). The application of a *softmax* over all possible tag sequences yields a probability for the sequence \mathbf{y}

$$p(\mathbf{y} | \mathbf{X}) = \frac{e^{s(\mathbf{X}, \mathbf{y})}}{\sum_{\tilde{\mathbf{y}} \in \mathbf{Y}_{\mathbf{X}}} e^{s(\mathbf{X}, \tilde{\mathbf{y}})}} \quad (5)$$

where $\mathbf{Y}_{\mathbf{X}}$ represents all possible tag sequences.

3.2 Transformer

The Transformer [44] in NLP is a novel architecture which aims to solve sequence-to-sequence tasks while handling long range dependencies with ease. It adopts the mechanism of *attention*, differentially weighing the significance of each part of the input data. Similarly to RNNs, Transformer models are designed to handle sequential input data, such as natural language, for tasks like translation and text summarization. However, unlike RNNs, Transformer models do not necessarily need to process the data in order. Owing to the *attention mechanism* providing context for any position of the input sequence, the Transformer does not need to process the beginning of a sentence before the end, as it identifies the context that confers meaning to every word in the sentence. The *attention mechanism*, which allows for accessing all previous states of a sequence and weighing them according to a learn measure of relevancy, thus providing crucial information about far away tokens. Just like earlier models, the Transformer implements an encoder-decoder architecture structure.

3.2.1 The Transformer Encoder

The Transformer Encoder maps an input sequence of symbol representations (x_1, \dots, x_n) to a sequence of continuous representations $\mathbf{z} = (z_1, \dots, z_n)$. Given \mathbf{z} , the decoder generates an output sequence (y_1, \dots, y_m) of symbols, one element at a time. For every step, except the first one, the model consumes the previously generated symbols as additional input when generated the next.

The Encoder is composed by a stack of 6 identical layers, each of which has two sub-layers. The first is a multi-head self-attention mechanism, and the second is a simple,

position-wise fully connected feed-forward network. A residual connection around each of the two sub-layers is employed, followed by layer normalization.

3.2.2 The Transformer Decoder

The Transformer Decoder is also composed of 6 identical layers. Aside from the two sub-layers, the decoder inserts a third sub-layer, which performs multi-head attention over the output of the encoder stack. Similarly to the encoder, residual connections around each of the sub-layers are implemented, followed by layer normalization. The attention function maps a query and a set of key-value pairs to an output, where the query, keys, values and output are all vectors. The output is computed as a weighted sum of the values and the weights of the individual values are calculated by a compatibility function of the query with the respective key. The attention mechanism implemented in the Transformer architecture is called ‘‘Scaled-Dot Product Attention’’. The input consists of queries and keys of dimensions d_k and values of dimensions d_v . The dot product of the query with all the keys is computed and then divided by $\sqrt{d_k}$, and a softmax function is applied in order to calculate the weights of the values. Practically, attention function on a set of queries is computed simultaneously, packed together into the matrix Q . The keys and values are also packed into matrices and the output matrix is

$$\text{Attention}(Q, K, V) = \text{softmax} \left(\frac{QK^T}{\sqrt{d_k}} \right) V \quad (6)$$

Of course, the weight matrix is

$$a = \text{softmax} \left(\frac{QK^T}{\sqrt{d_k}} \right) \quad (7)$$

4 Methodology

We implement two state-of-the-art and popular families of deep learning models, the LSTM and the Transformer. LSTM models approach and effectively tackle the NER task. We conclude our LSTM experiments with a unified model, which succeeds in simultaneously performing NER and IC by aiming to minimize the sum of the two losses for these particular tasks. The Transformer models presented in this article implement the notion that the two tasks are dependent and introduce conditional probabilities to model this dependency.

4.1 LSTM

In the case of LSTM family we employ the Bidirectional Long Short-Term Memory (Bi-LSTM) network as the base neural network for our experiments. Three models are being developed for a two-level comparison in NER. Then, two additional models, a Bi-LSTM-CRF with CNN character embeddings and a Bi-LSTM-CRF with LSTM character embeddings are applied in order to capture a deeper semantic meaning of individual words through the incorporation of features at character-level. With this approach we aim to compare if character-level features contribute positively to the NER task. Furthermore, we compare the impact of different state-of-the-art pre-trained word embedding initializations. In all models we use the negative *log-likelihood* function as the loss function.

4.1.1 Named Entity Recognition Model

Bi-LSTM-CRF In this model, presented Figure 1, we use a bidirectional RNN with long short-term memory units to transform word features into named entity tag scores with CRF [26]. We initialize the embedding layer with pre-trained word embeddings from three different models (Word2vec, fastText, BERT). Then each word embedding of the sentence passes through a Bi-LSTM unit. The input to CRFs layer is the concatenated forward and back hidden state of the word.

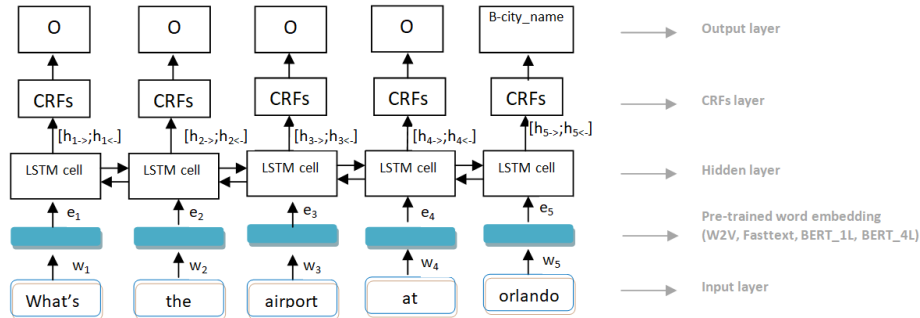


Figure 1: Bi-LSTM-CRF model

Bi-LSTM-CRF with CNN character embeddings The CNN character embeddings process in this model is similar to the one introduced by Ma and Hovy [30]. For each word we employ a convolution over the characters embeddings of size 3 and then a max pooling layer extract a new feature vector from the per character feature vectors (the character embeddings are initialized randomly) (Figure 2). All character feature vectors of the corresponding word are then flattened to represent the word from its characters perspective. The resulting v_c vector is then concatenated with the pre-trained word embedding before it passes through the Bi-LSTM unit as described above.

Bi-LSTM-CRF with LSTM character embeddings As in the previous model we obtain a character level representation for each word; character embedding is fed into an LSTM unit and the resulting vector h_{6c} is the last hidden state of the character sequence [26]. Then the resulting vector h_{6c} is concatenated with the pre-trained word embedding as depicted in Figure 3.

4.1.2 Intent Classification Model

For the task of IC we deploy an SVM classifier and compare the different word embeddings models at the initialization (Figure 4). Several approaches have been developed to solve multi-class problems through binary SVM techniques; in this paper we adopt the one-against-all approach [17].

In an M -class classification context this method processes M binary problems: each one separates one class from the remaining $(M - 1)$ ones. By training the corresponding

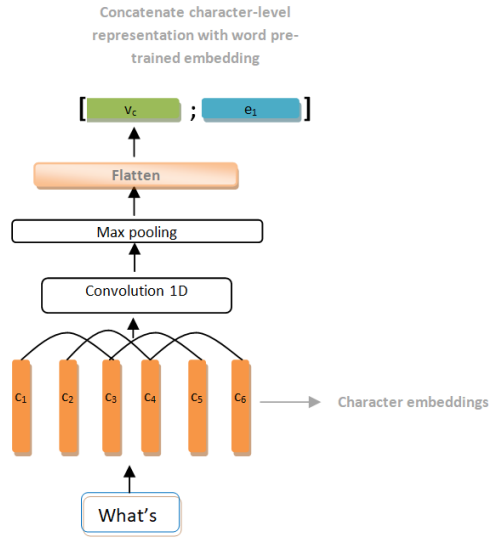


Figure 2: Character embeddings with CNN

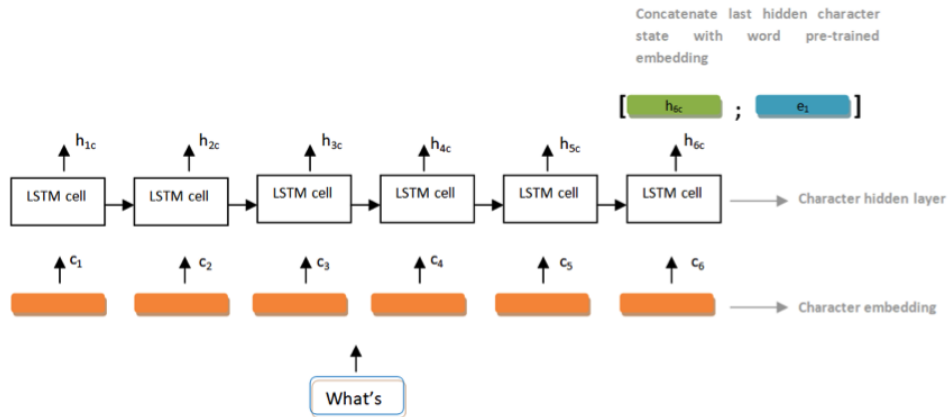


Figure 3: Character embeddings with LSTM

M SVM models the following decision functions can be obtained

$$\begin{aligned}
 & \mathbf{w}_1 \cdot \Phi(\mathbf{x}) + b_1 \\
 & \mathbf{w}_2 \cdot \Phi(\mathbf{x}) + b_2 \\
 & \vdots \\
 & \mathbf{w}_M \cdot \Phi(\mathbf{x}) + b_M
 \end{aligned} \tag{8}$$

Finally, in the evaluation phase, a sample \mathbf{x} is assigned to the class with the largest value of the decision function

$$\arg \max_{i=1, \dots, M} \{\mathbf{w}_i \cdot \Phi(\mathbf{x}) + b_i\} \quad (9)$$

We use the average of the word embeddings of the sentence to form its representation.

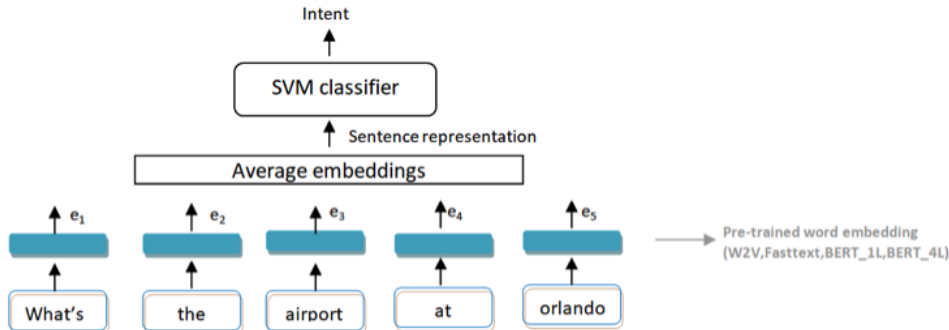


Figure 4: SVM intent classifier

4.1.3 Unified Model

The structure of our unified model is presented in Figure 5. In our model we employ an LSTM unit instead of a Gated Recurrent Unit (GRU) compared to previous approaches [50]. The input of the network is the text S of an utterance, which is a sequence of words w_1, \dots, w_T , and T is the length of the utterance. The network consists of two kinds of outputs, i.e. the predicted entity label sequence and predicted intent label. The bidirectional hidden states are shared by two tasks. On one hand, the hidden states capture the features at each time step, so they are directly used for predicting entities labels. On the other hand, we use the concatenated left and right last hidden state $h_u = [h_{last \rightarrow}; h_{last \leftarrow}]$ to acquire the representation of the whole sequence. The entity labels are predicted by the CRFs layer as in the previous models. For the intent prediction, the *softmax* function is applied to the representation h_u with linear transformation to give the probability distribution y^u over the intent labels. Formally

$$y^u = \text{softmax}(W^u h^u + b^u) \quad (10)$$

where W^u is transformation matrix and b^u is bias vector.

The loss function of intents used is the categorical cross entropy. The categorical cross entropy loss measures the dissimilarity between the true label distribution y and the predicted label distribution \hat{y} .

$$L_{\text{cross-entropy}}(\hat{\mathbf{y}}, \mathbf{y}) = - \sum_i y_i \log(\hat{y}_i) \quad (11)$$

where $\mathbf{y} = (y_1, \dots, y_n)$ is a vector representing the distribution over the labels $1, \dots, n$ and $\hat{\mathbf{y}} = (\hat{y}_1, \dots, \hat{y}_n)$ is the classifiers output.

The training target of the network is minimizing the sum of two losses i.e. $L_{\text{intent}} + L_{\text{entities}}$.

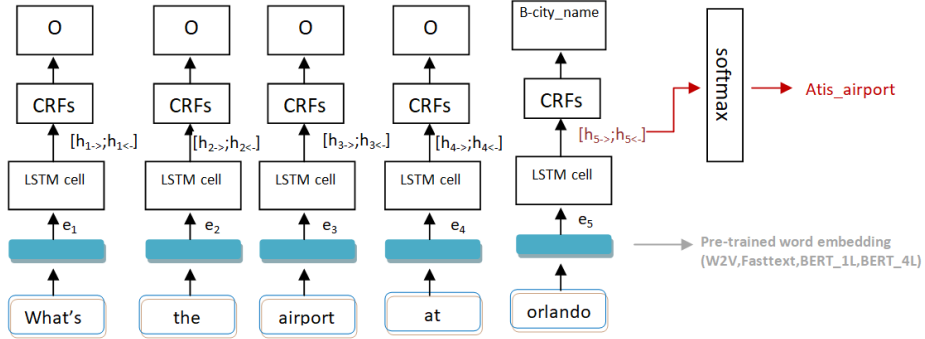


Figure 5: Unified model

4.2 Transformer

Transformer-based models and more specifically BERT based models for NER and IC implement the notion that the two tasks are strongly dependent of each other [11]. BERT provides a powerful context-dependent sentence representation and can be used for various target tasks, i.e. NER and IC, through a fine-tuning procedure, similar to how it is used for other NLP tasks. We utilized two different BERT-based models to perform NER and IC on ATIS, for both English and Greek.

4.2.1 BERT for Joint IC and NER

The first model’s architecture largely implements the proposed pipeline in *BERT for Joint Intent Classification and Slot Filling* [7]. The pre-trained BERT model provides a powerful context-dependent sentence representation and can easily be extended to a joint IC and NER model. The intent is predicted as

$$y^i = \text{softmax}(W^i h_1 + b^i) \quad (12)$$

where h_1 is the hidden state of the first special token (CLS).

For NER, the final hidden states of other tokens h_2, \dots, h_T are fed into a softmax layer to classify over the labels

$$y_n^s = \text{softmax}(W^s h_n + b^s), \quad n \in 1, \dots, N \quad (13)$$

where h_n is the hidden state of the first subtoken of the word x_n .

The goal is to maximize the conditional probability

$$p(y^i, y^s | \mathbf{x}) = p(y^i | \mathbf{x}) \prod_{n=1}^N p(y_n^s | \mathbf{x}) \quad (14)$$

The model is end-to-end fine-tuned by minimizing the *cross entropy loss*. It is important to note that especially for the NER task, the labels’ predictions are highly affected by the surrounding words which is why the addition of a CRF is explored aiming to improve

the prediction of the entity labels on the top of the JointBERT model. For the token representation we used BERT embeddings for English [11] and BERT embeddings for Greek [23].

4.2.2 Co-Interactive Transformer for Joint NER and IC

The second model utilized for our experiments is a BERT-based model initially designed for Spoken Language Understanding (SLU) and manages to address the NER and IC tasks efficiently. The architecture of the Co-Interactive Transformer for Joint Intent Classification and Slot Filling incorporates a Bi-LSTM as a shared encoder [39]. The Bi-LSTM consists of two LSTM layers. For an input sequence of n tokens $\{x_1, x_2, \dots, x_n\}$ the Bi-LSTM reads it forwardly and backwardly to produce a series of context-sensitive hidden states $H = \{h_1, h_2, \dots, h_n\}$ by repeatedly applying the recurrence $h_i = \text{BiLSTM}(\phi^{\text{emb}}(x_i)h_{i-1})$, where ϕ^{emb} represents the embedding function. Firstly, the model performs label attention over intent and entity labels to get explicit representations. Then, they are fed into the co-interactive layer to establish the dependency between the two. This produces the entity embedding matrix, $W^S \in \mathbb{R}^{d \times |S^{\text{label}}|}$ and the intent embedding matrix $W^I \in \mathbb{R}^{d \times |I^{\text{label}}|}$, where d represents the hidden dimension and S^{label} and I^{label} represents the numbers of entity and intent labels, respectively.

Intent label attention is calculated by the formula $A = \text{softmax}(HW^v)$, where $H \in \mathbb{R}^{n \times d}$ is used as the query, $W^v \in \mathbb{R}^{d \times |v^{\text{label}}|}$ ($v \in I \text{ or } S$) as the key and value in order to obtain the representation $H_v = H + AW^v$.

We can, therefore, compute $H_I \in \mathbb{R}^{n \times d}$ and $H_S \in \mathbb{R}^{n \times d}$, which are the explicit intent and entity representations and effectively capture semantic information. H_S and H_I are further used in the co-interactive attention layer in order to model the connection between entity and intent. Through the usage of linear projections, the matrices H_S and H_I are mapped to queries (Q_S and Q_I), keys (K_S and K_I) and values (V_S and V_I). The output of the model is a weighted sum of values

$$C_S = \text{softmax}\left(\frac{Q_S K_I^T}{\sqrt{d_k}}\right) V_I \quad (15)$$

$$H'_S = \text{LN}(H_S + C_S) \quad (16)$$

which is the final entity representation.

Here LN represents the layer normalization function. By replacing Q_S by Q_I , K_S by K_I and V_S by V_I we obtain the entity-aware intent representation. For English we used BERT and GloVe embeddings, and for Greek we used BERT and Word2vec embeddings to model the texts.

4.3 Word embedding

Word-embedding is an umbrella term for various language modelling and feature learning approaches that try to capture semantic and syntactic features of text through a vectorisation of text into vectors of real numbers (embeddings). The introduction and vast application of neural networks into NLP studies over the last decade with state-of-the-art performance in various NLP tasks and their ability to capture refined characteristics and contextual cues is substantially based on word-embedding. Several representation methods has been appeared in the literature where the most popular are Word2vec and its extensions Sentence2vec and Doc2vec, ELMo, BERT, fastText and GloVe, among others.

4.3.1 Word2vec

Word2vec is probably the most popular word-embedding technique of text representation aiming to capture semantic content from text [33, 34]. It is an unsupervised approach that aims to capture the context of the words in a document employing the training of a shallow neural network with a large text corpus and providing a probability distribution for either (a) a word when the surrounding words are given (Continuous Bag-of-Words learning algorithm, CBOW) or (b) for a set of surrounding words when a single word is known (Continuous Skip-Gram algorithm, Skipgram). The desired embeddings are constructed in two steps: (a) Word2vec builds a vocabulary based on the words that appear in the corpus under investigation, and (b) either the CBOW or the Skip-gram algorithm are applied to learn the vector representations in a space with dimensions, usually up to 300 [33]. The model is trained with large textual corpora, e.g. all available Wikipedia articles in a certain language, in order to capture linguistic regularities that are of a global scope (within the given language). In advance, further training can be applied with the use of thematic textual collections to fine-tune the model for targeted domains of interest, e.g. technical documentation, reviews, etc.

4.3.2 BERT

Bidirectional Encoder Representation from Transformers (BERT) is a technique for training a general purpose language representation model for NLP [11]. BERT elaborates pre-training contextual representations such as Semi-supervised Sequence Learning [10], Generative Pre-Training [40], ELMo [37] and ULMfit [16]. BERT is a deeply bidirectional, unsupervised learning representation pre-trained using only a plain text corpus instead of the vast amount of training data. It employs a Transformer architecture that allows massive parallelisation during training and produces global dependencies between input and output [44]. BERT has already presenting state-of-the-art results in major NLP tasks, such as question answering¹ and Natural Language Inference.²

4.3.3 fastText

The fastText library is a popular model used for very fast and efficient word embeddings and text classification [21, 5]. It assumes that a word is formed by n -grams, where n ranges from 1 to the length of word, and, thus, provides useful embeddings for previously unseen words, e.g. out of vocabulary words, languages with large vocabularies and many rare words, morphologically rich languages or typos. The fact that combines high efficiency in terms of accuracy in many order of magnitude faster for training and evaluation compared to other standard deep learning classifiers, the availability of pre-trained models for almost 300 different languages and its performance on small datasets has made it popular for various NLP applications.

4.3.4 Glove

GloVe, coined from global vectors, is a model for distributed word representations [36]. The model is an unsupervised learning algorithm for obtaining vector representations for words. Training is performed on aggregated word-word co-occurrence statistics from a

¹<https://rajpurkar.github.io/SQuAD-explorer/>

²<https://www.nyu.edu/projects/bowman/multinli/>

corpus, and the resulting representations showcase interesting linear substructures of the word vector space. Essentially, it is a log-bilinear model with a weighted least-squares objective. The main intuition underlying the model is the simple observation that ratios of word-word co-occurrence probabilities have the potential for encoding some form of meaning. GloVe can be used to find relations like synonyms, cities, company-product relations, etc. GloVe has proved to yield promising results and has been praised for its speed. For our experiments we harvested the 300-dimensional version of the GloVe embedding vectors.

4.4 Preprocessing and word embeddings initialization

The standard ATIS dataset after the removal of duplicates results in 5473 sentences (all words were lowercased). The test set was the 30% of the corpus. For the Word2vec initialization we used the Google News Word2vec pre-trained model.³ For the fastText initialization we use a model which is pre-trained in Common Crawl and Wikipedia.⁴

For the translation of ATIS in Greek language, all words were lowercased and the accents removed. For the Word2vec initialization we trained a Word2vec model in the Greek Wikipedia. For the fastText initialization we used the model in Common Crawl and Wikipedia.⁵ For the GloVe initialization we used the 300 dimensional vectors from the model in Wikipedia 2014 and Gigaword 5.⁶ Regarding the BERT initialization we used the Google pre-trained BERT_{BASE} model in Wikipedias of 104 different languages to extract the token embeddings of both corpuses (English and Greek)⁷ with the exception of the JointBERT Transformer model, where we opted to use the GreekBERT vectors, which were produced from pretraining on a corpora that included the Greek part of Wikipedia, the Greek part of European Parliament Proceedings Parallel Corpus and the Greek part of OSCAR, a cleansed version of Common Crawl.⁸ Here we have to note that English Wikipedia includes 6,012,532 articles in addition to Greek Wikipedia which includes 173,380 articles.⁹ For our LSTM experiments, two approaches were used. In the first approach we averaged the token vectors from the last 4 layers of BERT (which is denoted as BERT 4L in our tables) and in the second approach we used only the token vector from the last layer (which is denoted as BERT 1L in our tables). Then, in order to produce the word vector, we averaged the tokens vectors of each word.

³<https://drive.google.com/file/d/0B7XkCwpI5KDYN1NUTT1SS21pQmM/edit?usp=sharing>

⁴<https://dl.fbaipublicfiles.com/fasttext/vectors-crawl/cc.en.300.vec.gz>

⁵<https://dl.fbaipublicfiles.com/fasttext/vectors-crawl/cc.el.300.vec.gz>

⁶<https://nlp.stanford.edu/data/glove.6B.zip>

⁷https://storage.googleapis.com/bert_models/2018_11_23/multi_cased_L-12_H-768_A-12.zip

⁸<https://huggingface.co/nlpaueb/bert-base-greek-uncased-v1>

⁹https://meta.wikimedia.org/wiki/List_of_Wikipedias

5 Experimental Results

5.1 Experimental setup

Experiments were conducted mainly on Google Colab.¹⁰ The GPUs available often include Nvidia® K80s, T4s, P4s and P100s (the user is not allowed to choose the type of the GPU at any given time). The RAM available for our experiments was 12 Gb and the CPU frequency was 2.30 GHz (Intel® Haswell family).

For Bi-LSTM experiments the maximum word sequence length were set to 35 while the maximum character sequence were set to 30. Word embedding and character dimensions are presented in Tables 2 and 3.

5.2 Datasets

We perform the experiments on the Airline Travel Information System corpus (ATIS) a popular, benchmark dataset in NER research area [38]. The domain of the dataset is airline travel and the intents include finding a flight, inquiring about airlines or their services, asking about ticket prices, etc. The ATIS pilot corpus is a corpus designed to measure progress in Spoken Language Systems that include both a speech and a natural language component. Due to the nature of the dataset, it has been used extensively to train, test and develop NER and IC networks and question answering systems, for both spoken and written language. As the dataset consists of audio recordings and their corresponding manual transcripts and every utterance is completely labeled, it is convenient for both types of approaches. For the needs of our experiments, we harvested the textual data of ATIS and we translated it to Greek employing a panel of 5 persons in order to optimize the quality of the translation.

An example of ATIS’ sentence in both English and Greek languages is presented in Table 1 along with the appropriate In/Out/Begin (IOB) representation. It is important to note here that we didn’t use the public version of the ATIS dataset which comprises of 6763 sentences but a modified version where 1290 duplicate utterances have been removed resulting in a ”clean” version which consists of 5473 unique sentences. This processed version has been translated in Greek language (5473 unique sentences) and used in the respective experiments. Both datasets are available from the corresponding author on reasonable request or directly through the following hyperlink.¹¹

5.3 Evaluation metrics

The performance of the intents and entities recognition models under inspection is assessed with the employment of the *accuracy* metric defined as

$$\text{accuracy} = \frac{TP + TN}{TP + FP + TN + FN} \quad (17)$$

Also we calculate *precision*, *recall* and we present their harmonic mean, the balanced *F-score* defined as

$$F\text{-score} = 2 \times \frac{\text{precision} \times \text{recall}}{\text{precision} + \text{recall}} \quad (18)$$

¹⁰<https://colab.research.google.com>

¹¹<https://msensis.com/research-and-development/downloads>

Intent	atis_flight	Intent	atis_flight
Sentence (EN)	Named Entity	Sentence (GR)	Named Entity
Show	O	Δείξτε	O
Sunday	B-depart_date.day_name	τις	O
flights	O	πτήσεις	O
from	O	της	O
Seattle	B-fromloc.city_name	Κυριακής	B-depart_date.day_name
to	O	από	O
Chicago	B-toloc.city_name	Σιατλ	B-fromloc.city_name
		για	O
		Σικάγο	B-toloc.city_name

Table 1: In/Out/Begin (IOB) representation for an example sentence in ATIS-EN and ATIS-GR respectively

where

$$\text{precision} = \frac{TP}{TP + FP}$$

$$\text{recall} = \frac{TP}{TP + FN}$$

and TP , FP are the true and false positives, while TN , FN are the true and false negatives, respectively.

There are some utterances in ATIS dataset that have more than one intent labels. An utterance is counted a correct in the classification task if any ground truth label is predicted correctly. A slot is considered to be correct if its range and type are correct.

5.4 Training Hyperparameters and Evaluation Tools

The hyperparameters for LSTM and CNN implementations are presented in Tables 4 and 5. Table 11 shows the hyperparameters for the Transformer-based networks. All hyperparameters were sampled from predefined suitable value ranges. In some experiments they were further fine-tuned to optimize performance. Both families of networks were evaluated with the *scikit-learn* library, which currently is the most widely used tool for measuring model performance.

Method	Embeddings dimensions	Method	Embeddings dimensions
Word2vec	300	LSTM	20
fastText	300	CNN	10
BERT	768		

Table 2: Word embeddings

Table 3: Character embeddings

Model	Learning rate	Optimizer	LSTM units
BiLSTM	0.001	rms-prop	100
BiLSTM with LSTM char embeddings	0.001	adam	50
BiLSTM with CNN char embeddings	0.001	adam	50
Unified model	0.001	adam	100

Table 4: LSTM parameters

filters	10
stride	1
kernel size	3
dropout	0.5

Table 5: CNN parameters

5.5 Bi-LSTM Results

The results for the NER models are demonstrated in Table 6. These include the Bi-LSTM-CRF model with and without character embeddings obtained from CNN and LSTM, and the employment of three different language models, i.e. Word2vec, fastText and BERT.

The NER model with BERT (4L) initialization outperforms all other models in both languages in entities recognition. For intents classification, as can be observed in Table 7, there are no significant differences.

The unified model with the BERT (4L) initialization outperforms all other approaches in the case of the English language (ATIS EN). In the case of the Greek language there is no superior architecture. For entities and average (both entities and intents) the Word2vec initialization provides the best results; just for intents the fastText initialization performs slightly better. The metrics yielded by the unified model are presented in Table 8 for both languages.

Comparing the results between the two datasets, we notice that entity and intent

	Word2vec		fastText		BERT (1L)		BERT (4L)	
	Prec	<i>F</i> -score	Prec	<i>F</i> -score	Prec	<i>F</i> -score	Prec	<i>F</i> -score
BiLSTM-CRF	ATIS-EN							
Character embeddings								
No	0.889	0.899	0.945	0.947	0.968	0.968	0.972	0.972
CNN	0.895	0.905	0.932	0.939	0.909	0.916	0.913	0.921
LSTM	0.867	0.884	0.916	0.921	0.964	0.956	0.962	0.964
BiLSTM-CRF	ATIS-GR							
Character embeddings								
No	0.901	0.910	0.891	0.895	0.908	0.913	0.908	0.911
CNN	0.956	0.958	0.934	0.943	0.949	0.955	0.955	0.959
LSTM	0.944	0.948	0.922	0.928	0.936	0.940	0.953	0.957

Table 6: NER models (ATIS-EN and ATIS-GR)

ATIS-EN							
Word2vec		fastText		BERT (1L)		BERT (4L)	
Precision	<i>F</i> -score	Precision	<i>F</i> -score	Precision	<i>F</i> -score	Precision	<i>F</i> -score
0.95	0.94	0.96	0.96	0.96	0.96	0.95	0.95
ATIS-GR							
Word2vec		fastText		BERT (1L)		BERT (4L)	
Precision	<i>F</i> -score	Precision	<i>F</i> -score	Precision	<i>F</i> -score	Precision	<i>F</i> -score
0.93	0.93	0.96	0.95	0.95	0.95	0.95	0.95

Table 7: IC with SVM (ATIS-EN and ATIS-GR)

ATIS-EN								
	Word2vec		fastText		BERT (1L)		BERT (4L)	
	Precision	<i>F</i> -score	Precision	<i>F</i> -score	Precision	<i>F</i> -score	Precision	<i>F</i> -score
Entities	0.918	0.922	0.959	0.960	0.969	0.971	0.974	0.975
Intents	0.896	0.905	0.934	0.936	0.952	0.950	0.955	0.953
Average	0.907	0.913	0.946	0.948	0.960	0.960	0.964	0.964
ATIS-GR								
	Word2vec		fastText		BERT (1L)		BERT (4L)	
	Precision	<i>F</i> -score	Precision	<i>F</i> -score	Precision	<i>F</i> -score	Precision	<i>F</i> -score
Entities	0.960	0.961	0.954	0.954	0.953	0.955	0.958	0.960
Intents	0.930	0.934	0.933	0.938	0.918	0.921	0.926	0.931
Average	0.945	0.947	0.943	0.946	0.935	0.938	0.942	0.945

Table 8: Unified model

Model	Entities (F_1 /Prec)	Intents (Acc)	Overall (Acc)
Co-Interactive Transformer (GloVe embeddings)	0.989/0.989	0.977	0.909
Co-Interactive Transformer (BERT embeddings)	0.987/0.988	0.975	0.905
JointBERT (BERT embeddings)	0.993/0.993	0.985	0.937
JointBERT (BERT embeddings and CRF)	0.993/0.993	0.981	0.936

Table 9: ATIS-EN

Model	Entities (F_1 /Prec)	Intents (Acc)	Overall (Acc)
Co-Interactive Transformer (Word2vec embeddings)	0.980/0.980	0.968	0.848
Co-Interactive Transformer (BERT embeddings)	0.984/0.984	0.979	0.881
JointBERT (GreekBERT embeddings)	0.988/0.988	0.975	0.888
JointBERT (GreekBERT embeddings and CRF)	0.989/0.989	0.973	0.896

Table 10: ATIS-GR

scores are slightly better in English language experiments compared with Greek language ones (except all Bi-LSTMs–CRF models (Word2vec initialization) and the unified model (Word2vec initialization)).

5.6 Transformer Results

The results yielded by the Transformer-based models are demonstrated in the tables below. Table 9 presents the experimental results we obtained for the English version of ATIS and Table 10 for the Greek version of ATIS. The various word-level representations are showcased.

Overall accuracy refers to the complete prediction of the given sentence. A sentence is considered correct if the network manages to predict both the intent as well as every entity found in the utterance. Even a single mislabelled word is enough to deem the prediction of the whole utterance as false, which is often an impractical approach when building joint NER and IC systems, as the occasional minor error is expected and can be handled easily. Here we opt to present the overall accuracy results even though that as expected are relatively low compared to the other metrics

As expected, the Transformer family of networks yields better results in comparison to the LSTM family, and JointBERT in particular appears to produce the best results for both languages regarding almost every metric we examined. Regarding English specifically, it is interesting to note that overall accuracy is significantly higher in comparison to the Co-Interactive model. Lastly, concerning the Co-Interactive model, GloVe embeddings yielded slightly better results compared to BERT embeddings for the English version, unlike the Greek version of ATIS, where BERT embeddings had slightly higher metrics compared to Word2vec embeddings.

The performance of the Transformer models is higher, for both entities and intents, in the case of ATIS-EN compared with experiments performed in ATIS-GR. The differences in the overall accuracy scores are augmented compared to the differences in the intents and entities scores due to the nature of the overall accuracy definition.

The GreekBERT word embeddings used for the Greek version of ATIS for the JointBERT model specifically were harvested from AUEB [23], which is part of Hugging Face’s

Transformers repository.¹²

Model	Learning rate	Optimizer
JointBERT	0.00005	adam
Co-Interactive Transformer	0.001	adam

Table 11: Transformer parameters

6 Conclusions

The main goal of this work is to present a comparative study between state-of-the-art deep learning models for NER and IC tasks. Also to evaluate the effectiveness of the proposed methods in two different languages, i.e. English which is a typical low inflection language versus Greek which is a typical high inflection language. In our experiments with Bi-LSTM networks it was the BERT embeddings that provided the best results in both languages under inspection. However, character embeddings (CNN and LSTM) improved models' performance only in the case of the Greek language dataset. Experiments with Transformer-based models also display impressive results and significant improvement for English compared to Bi-LSTM models. In our knowledge there is no other benchmark dataset available (for NER and IC) in both languages.

It is evident that deep learning methods are becoming very popular in the fields of NER and IC, gradually replacing rule-based approaches based on domain-specific gazetteers and syntactic-lexical patterns. There are three core strengths in deep learning that establish its dominance over the previous techniques. Firstly, NER benefits from non-linear transformation which enable the learning of complex and intricate features about the data by implementing non-linear activation functions. Secondly, deep learning saves significant amounts of time and effort, as feature-based approaches require considerable domain expertise and engineering skill. Thirdly, deep neural NER models can be trained in an end-to-end paradigm, by gradient descent, effectively enabling the design of complex NER systems. The incorporation of word- and character-level representations in the form of embedding vectors has been vital for the improvement of NER and IC. Our experiments showcase that both families of Bi-LSTM and Transformer networks are suitable for NER and IC tasks and relative business bilingual applications since they capture the complex structure of natural language texts in different languages.

Further investigation of JointBERT model to explore the dependency between intent and entities via label attention is part of future work. Moreover, it is worth exploring the combination of different word vectorization such as ELMo and OpenAI [35].

Acknowledgements

This research has been co-financed by the European Regional Development Fund of the European Union and Greek national funds through the Operational Program Competitiveness, Entrepreneurship and Innovation, under the call RESEARCH – CREATE – INNOVATE (project code: T1EDK-05732).

¹²<https://huggingface.co/nlpaueb/bert-base-greek-uncased-v1>

References

- [1] M. Arkipov, M. Trofimova, Y. Kuratov, and A. Sorokin. Tuning multilingual transformers for language-specific named entity recognition. In *Proceedings of the 7th Workshop on Balto-Slavic Natural Language Processing*, pages 89–93, 2019.
- [2] D. Bahdanau, K. Cho, and Y. Bengio. Neural machine translation by jointly learning to align and translate. *arXiv preprint arXiv:1409.0473*, 2014.
- [3] M. Ballve. Messaging apps are overtaking social networks to become the dominant platforms on phones, business insider intelligence, 2015.
- [4] R. Bavaresco, D. Silveira, E. Reis, J. Barbosa, R. Righi, C. Costa, R. Antunes, M. Gomes, C. Gatti, M. Vanzin, et al. Conversational agents in business: A systematic literature review and future research directions. *Computer Science Review*, 36:100239, 2020.
- [5] P. Bojanowski, E. Grave, A. Joulin, and T. Mikolov. Enriching word vectors with subword information. *Transactions of the Association for Computational Linguistics*, 5:135–146, 2017.
- [6] P. Chen, Z. Sun, L. Bing, and W. Yang. Recurrent attention network on memory for aspect sentiment analysis. In *Proceedings of the 2017 conference on empirical methods in natural language processing*, pages 452–461, 2017.
- [7] Q. Chen, Z. Zhuo, and W. Wang. Bert for joint intent classification and slot filling. *arXiv preprint arXiv:1902.10909*, 2019.
- [8] A. Conneau, D. Kiela, H. Schwenk, L. Barrault, and A. Bordes. Supervised learning of universal sentence representations from natural language inference data. In *Proceedings of the 2017 Conference on Empirical Methods in Natural Language Processing*, pages 670–680. Association for Computational Linguistics, 2017.
- [9] F. Z. Daha and S. Hewavitharana. Deep neural architecture with character embedding for semantic frame detection. In *2019 IEEE 13th International Conference on Semantic Computing (ICSC)*, pages 302–307. IEEE.
- [10] A. M. Dai and Q. V. Le. Semi-supervised sequence learning. In *Advances in neural information processing systems*, pages 3079–3087, 2015.
- [11] J. Devlin, M.-W. Chang, K. Lee, and K. Toutanova. Bert: Pre-training of deep bidirectional transformers for language understanding. *arXiv preprint arXiv:1810.04805*, 2018.
- [12] M. Giatsoglou, M. G. Vozalis, K. Diamantaras, A. Vakali, G. Sarigiannidis, and K. C. Chatzisavvas. Sentiment analysis leveraging emotions and word embeddings. *Expert Systems with Applications*, 69:214–224, 2017.
- [13] I. Goodfellow, Y. Bengio, and A. Courville. *Deep Learning*. MIT Press, 2016. <http://www.deeplearningbook.org>.
- [14] A. Graves, S. Fernández, and J. Schmidhuber. Bidirectional lstm networks for improved phoneme classification and recognition. In *International Conference on Artificial Neural Networks*, pages 799–804. Springer, 2005.
- [15] M. Hardalov, I. Koychev, and P. Nakov. Enriched pre-trained transformers for joint slot filling and intent detection. *arXiv preprint arXiv:2004.14848*, 2020.

- [16] J. Howard and S. Ruder. Universal language model fine-tuning for text classification. In *Proceedings of the 56th Annual Meeting of the Association for Computational Linguistics (Volume 1: Long Papers)*, pages 328–339, 2018.
- [17] C.-W. Hsu and C.-J. Lin. A comparison of methods for multiclass support vector machines. *IEEE transactions on Neural Networks*, 13(2):415–425, 2002.
- [18] R. Hu, H. Xu, Y. Xiao, C. Wu, and H. Jia. Group-attention based neural machine translation. In *IOP Conference Series: Materials Science and Engineering*, volume 782, page 022080. IOP Publishing, 2020.
- [19] Z. Huang, W. Xu, and K. Yu. Bidirectional lstm-crf models for sequence tagging. *arXiv preprint arXiv:1508.01991*, 2015.
- [20] N. Indurkha and F. J. Damerou. *Handbook of natural language processing*, volume 2. CRC Press, 2010.
- [21] A. Joulin, É. Grave, P. Bojanowski, and T. Mikolov. Bag of tricks for efficient text classification. In *Proceedings of the 15th Conference of the European Chapter of the Association for Computational Linguistics: Volume 2, Short Papers*, pages 427–431, 2017.
- [22] M. R. Khan, M. Ziyadi, and M. AbdelHady. Mt-bioner: Multi-task learning for biomedical named entity recognition using deep bidirectional transformers. *arXiv preprint arXiv:2001.08904*, 2020.
- [23] J. Koutsikakis, I. Chalkidis, P. Malakasiotis, and I. Androutsopoulos. Greek-bert: The greeks visiting sesame street. In *11th Hellenic Conference on Artificial Intelligence*, pages 110–117, 2020.
- [24] G. Kurata, B. Xiang, B. Zhou, and M. Yu. Leveraging sentence-level information with encoder lstm for semantic slot filling. In *Proceedings of the 2016 Conference on Empirical Methods in Natural Language Processing*, pages 2077–2083, 2016.
- [25] J. Lafferty, A. McCallum, and F. C. Pereira. Conditional random fields: Probabilistic models for segmenting and labeling sequence data. 2001.
- [26] G. Lample, M. Ballesteros, S. Subramanian, K. Kawakami, and C. Dyer. Neural architectures for named entity recognition. In *Proceedings of NAACL-HLT*, pages 260–270, 2016.
- [27] C. Li, L. Li, and J. Qi. A self-attentive model with gate mechanism for spoken language understanding. In *Proceedings of the 2018 Conference on Empirical Methods in Natural Language Processing*, pages 3824–3833, 2018.
- [28] B. Liu and I. Lane. Recurrent neural network structured output prediction for spoken language understanding. In *Proc. NIPS Workshop on Machine Learning for Spoken Language Understanding and Interactions*, 2015.
- [29] B. Liu and I. Lane. Attention-based recurrent neural network models for joint intent detection and slot filling. *Interspeech 2016*, pages 685–689, 2016.
- [30] X. Ma and E. Hovy. End-to-end sequence labeling via bi-directional lstm-cnns-crf. *arXiv preprint arXiv:1603.01354*, 2016.
- [31] M. Maybury. *Advances in automatic text summarization*. MIT press, 1999.
- [32] G. Mesnil, Y. Dauphin, K. Yao, Y. Bengio, L. Deng, D. Hakkani-Tur, X. He, L. Heck, G. Tur, D. Yu, et al. Using recurrent neural networks for slot filling in spoken language understanding. *IEEE/ACM Transactions on Audio, Speech, and Language Processing*, 23(3):530–539, 2014.

- [33] T. Mikolov, K. Chen, G. Corrado, and J. Dean. Efficient estimation of word representations in vector space. *arXiv preprint arXiv:1301.3781*, 2013.
- [34] T. Mikolov, I. Sutskever, K. Chen, G. S. Corrado, and J. Dean. Distributed representations of words and phrases and their compositionality. In *Advances in neural information processing systems*, pages 3111–3119, 2013.
- [35] A. Neelakantan, T. Xu, R. Puri, A. Radford, J. M. Han, J. Tworek, Q. Yuan, N. Tezak, J. W. Kim, C. Hallacy, et al. Text and code embeddings by contrastive pre-training. *arXiv preprint arXiv:2201.10005*, 2022.
- [36] J. Pennington, R. Socher, and C. D. Manning. Glove: Global vectors for word representation. In *Proceedings of the 2014 conference on empirical methods in natural language processing (EMNLP)*, pages 1532–1543, 2014.
- [37] M. E. Peters, M. Neumann, M. Iyyer, M. Gardner, C. Clark, K. Lee, and L. Zettlemoyer. Deep contextualized word representations. *arXiv preprint arXiv:1802.05365*, 2018.
- [38] P. Price. Evaluation of spoken language systems: The atis domain. In *Speech and Natural Language: Proceedings of a Workshop Held at Hidden Valley, Pennsylvania, June 24-27, 1990*, 1990.
- [39] L. Qin, T. Liu, W. Che, B. Kang, S. Zhao, and T. Liu. A co-interactive transformer for joint slot filling and intent detection. In *ICASSP 2021-2021 IEEE International Conference on Acoustics, Speech and Signal Processing (ICASSP)*, pages 8193–8197. IEEE, 2021.
- [40] A. Radford, K. Narasimhan, T. Salimans, and I. Sutskever. Improving language understanding with unsupervised learning. Technical report, Technical report, OpenAI, 2018.
- [41] C. Sammut and G. I. Webb. *Encyclopedia of machine learning*. Springer Science & Business Media, 2011.
- [42] S. Schweter and A. Akbik. Flert: Document-level features for named entity recognition. *arXiv preprint arXiv:2011.06993*, 2020.
- [43] M. A. C. Soares and F. S. Parreiras. A literature review on question answering techniques, paradigms and systems. *Journal of King Saud University-Computer and Information Sciences*, 32(6):635–646, 2020.
- [44] A. Vaswani, N. Shazeer, N. Parmar, J. Uszkoreit, L. Jones, A. N. Gomez, L. Kaiser, and I. Polosukhin. Attention is all you need. In *Advances in neural information processing systems*, pages 5998–6008, 2017.
- [45] Y. Wu, M. Schuster, Z. Chen, Q. V. Le, M. Norouzi, W. Macherey, M. Krikun, Y. Cao, Q. Gao, K. Macherey, et al. Google’s neural machine translation system: Bridging the gap between human and machine translation. *arXiv preprint arXiv:1609.08144*, 2016.
- [46] H. Yan, B. Deng, X. Li, and X. Qiu. Tener: adapting transformer encoder for named entity recognition. *arXiv preprint arXiv:1911.04474*, 2019.
- [47] K. Yao, B. Peng, Y. Zhang, D. Yu, G. Zweig, and Y. Shi. Spoken language understanding using long short-term memory neural networks. In *2014 IEEE Spoken Language Technology Workshop (SLT)*, pages 189–194. IEEE, 2014.

- [48] K. Yao, B. Peng, G. Zweig, D. Yu, X. Li, and F. Gao. Recurrent conditional random field for language understanding. In *2014 IEEE International Conference on Acoustics, Speech and Signal Processing (ICASSP)*, pages 4077–4081. IEEE, 2014.
- [49] K. Yao, G. Zweig, M.-Y. Hwang, Y. Shi, and D. Yu. Recurrent neural networks for language understanding. In *Interspeech*, pages 2524–2528, 2013.
- [50] X. Zhang and H. Wang. A joint model of intent determination and slot filling for spoken language understanding. In *IJCAI*, volume 16, pages 2993–2999, 2016.
- [51] L. Zhao, L. Li, X. Zheng, and J. Zhang. A bert based sentiment analysis and key entity detection approach for online financial texts. In *2021 IEEE 24th International Conference on Computer Supported Cooperative Work in Design (CSCWD)*, pages 1233–1238. IEEE, 2021.