
Can Querying for Bias Leak Protected Attributes? Achieving Privacy With Smooth Sensitivity

Faisal Hamman
University of Maryland
fhamman@umd.edu

Jiahao Chen
Responsible AI LLC
jiahao@responsibleai.tech

Sanghamitra Dutta
University of Maryland
sanghamd@umd.edu

Abstract

Existing regulations often prohibit model developers from accessing protected attributes (gender, race, etc.) during training. This leads to scenarios where fairness assessments might need to be done on populations without knowing their memberships in protected groups. In such scenarios, institutions often adopt a separation between the model developers (who train their models with no access to the protected attributes) and a compliance team (who may have access to the entire dataset solely for auditing purposes). However, the model developers might be allowed to test their models for disparity by querying the compliance team for group fairness metrics. In this paper, we first demonstrate that simply querying for fairness metrics, such as, statistical parity and equalized odds can leak the protected attributes of individuals to the model developers. We demonstrate that there always exist strategies by which the model developers can identify the protected attribute of a targeted individual in the test dataset from just a single query. In particular, we show that one can reconstruct the protected attributes of all the individuals from $\mathcal{O}(N_k \log n/N_k)$ queries when $N_k \ll n$ using techniques from compressed sensing (n is the size of the test dataset and N_k is the size of smallest group therein). Our results pose an interesting debate in algorithmic fairness: should querying for fairness metrics be viewed as a neutral-valued solution to ensure compliance with regulations? Or, does it constitute a violation of regulations and privacy if the number of queries answered is enough for the model developers to identify the protected attributes of specific individuals? To address this supposed violation of regulations and privacy, we also propose Attribute-Conceal, a novel technique that achieves differential privacy by calibrating noise to the smooth sensitivity of our bias query function, outperforming naive techniques such as the Laplace mechanism. We also include experimental results on the Adult dataset and synthetic data (broad range of parameters). While our result is mainly focused on statistical parity, we show how it could easily be extended to other fairness metrics such as equalized odds, as well as, the absolute values of these metrics.

1 Introduction

The ethical goal of algorithmic fairness [1, 2] is closely tied to the legal frameworks of both anti-discrimination and privacy. For instance, Title VII of the Civil Rights Act of 1964 [1] introduces two different notions of unfairness, namely, disparate impact [3], and disparate treatment [4], which are often at odds with each other [1]. It is widely believed that a machine learning model can avoid violating disparate treatment (and privacy concerns) if the model does not *explicitly* use the protected attributes [1]. However, it has been demonstrated that even if no protected attributes are explicitly used, a model might still be held liable for disparate impact, owing to correlations and proxies of the protected attributes with other attributes in the dataset [5]. In fact, existing literature on algorithmic fairness demonstrates that *leveraging protected attributes during training can essentially prevent*

disparate impact, e.g., by minimizing a fairness metric as a regularizer with the loss function during training [6, 7]. Thus, mitigating disparate impact often seems to be at odds with disparate treatment [8] (and privacy), depending on whether the protected attribute is being explicitly used.

One potential resolution (still debated [9]) is to use the protected attributes only during training to mitigate disparate treatment but not after deployment. Nonetheless, *the use of protected attributes during model training remains to be a source of active debate and contention* for various applications [8, 10], particularly in finance. On one hand, using protected attributes during training enables one to actively audit and account for biases, as well as understand how specific groups of people are affected. On the other hand, these protected attributes can also be used maliciously, e.g., to exacerbate discrimination [11]. An interesting example arises where the protected attributes can even be used to “mask” discrimination [12, 13], e.g., an expensive housing Ad is shown to only high-income Whites and low-income Blacks but not to low-income Whites and high-income Blacks (assuming equal proportion of all these four sub-groups). The decision is clearly discriminatory against high-income Blacks for whom the Ad is relevant. This discrimination is masked since the decision might still satisfy statistical independence between the two races.

In several applications, e.g., in finance, anti-discrimination and privacy regulations adopt a stance that completely prohibits the use of protected attributes during training. In the finance domain, institutions cannot ask about an individual’s race for credit decisioning, while at the same time having to prove that their decisions are non-discriminatory [14]. The Apple Card credit card was recently accused of discriminatory credit decisioning since women received lower credit limits than equally qualified men, despite not using the gender explicitly during training [15].

Fairness assessment of these models is extremely challenging when the protected attributes are unavailable¹. To address this, institutions often adopt a separation between the model developers and the compliance team [18]. The compliance team is responsible for ensuring methods do not violate anti-discrimination and privacy laws. As a result, the compliance team has access to the entire dataset, including the attributes protected by law (i.e., race, gender, etc.) [14, 19]. Only a subset of the data fields is visible to the model developers who train these models. The compliance team determines which attributes the model developers are allowed to see and use to train their models. Clearly, the model developers would not have access to the protected attributes. For fairness assessment, the model developers may however query the compliance team for certain group fairness metrics, e.g., statistical parity, equalized odds, etc. The model developers can then choose which model to deploy or discard based on the query responses.

In this paper, we first demonstrate that simply querying for fairness metrics (bias) can also leak the protected attributes of targeted individuals. We demonstrate that there exist strategies by which the model developers can always identify the protected attributes of all the individuals in the test dataset. We collectively refer to these strategies as *Attribute-Reveal*. Our finding poses an interesting debate in the policy aspects of fairness and privacy: should querying for fairness metrics be viewed as a neutral-valued solution to ensure compliance with regulations? Or, does it constitute a violation of regulations and privacy, particularly if the number of queries answered is enough for the model developers to identify the protected attributes of specific individuals? To address this supposed violation of regulations and privacy, we also propose *Attribute Conceal*, a novel differentially-private technique for the compliance team to answer queries without leaking the protected attributes.

To summarize, our main contributions in this work are as follows:

1. Demonstrate that querying for bias can leak protected attributes: We first demonstrate that querying for fairness metrics, e.g., statistical parity, or equalized odds, can indeed leak the protected attributes of individuals (see Section 3). In Theorem 1, we provide the general criterion for reconstructing the protected attributes of all the individuals in the test dataset by querying for the statistical parity of several models (reduces to a linear system of equations).

2. Leverage compressed sensing to reconstruct protected attributes with fewer queries: Building on our initial result, we then demonstrate how protected attributes of individuals can be leaked using a much smaller number of statistical parity queries, provided the size of one group is much smaller than the other (see Theorem 2). Our findings also extend to the absolute value of statistical parity (defined in Section 3.2), as well as, other fairness metrics, e.g., equalized odds or its absolute value. We collectively refer to these proposed reconstruction strategies as *Attribute-Reveal*.

¹While [16] suggests that proxies may be used to approximate missing protected attributes for bias assessment, others [14, 17] argue that proxies may be problematic since they often underestimate bias.

3. Propose *Attribute-Conceal*, a novel technique that achieves differential privacy by calibrating noise to the smooth sensitivity of our bias query function: To avoid leaking protected attributes, we propose *Attribute-Conceal*, a technique that answers fairness queries in an ϵ -differentially-private manner (see Section 4.1). Since calibrating noise to global sensitivity (e.g., using the Laplace mechanism) can often hurt the utility of the answered query (because the noise becomes too high), we employ the **smooth sensitivity** framework [20], which adds dataset-specific additive noise to achieve differential privacy (see Section 4.1).

4. Experiments: To complement our theoretical results, we also provide experimental results on the Adult dataset [21] as well as perform simulations on synthetic data for a broad range of parameters. We demonstrate how Attribute-Reveal reconstructs the protected attributes, and how Attribute-Conceal prevents the reconstruction. We also compare Attribute-Conceal to other naive differential privacy techniques such as the Laplace mechanism.

Related Works: Algorithmic fairness is an active area of research [1, 7, 12, 13, 22–35] that is receiving increasing attention. Many of these techniques assume that the protected attributes are available during training, which is not always allowed in practice. In several applications, such as credit or loan decisioning [19, 26], the use of protected attributes during training is restricted by law. Our work is closely related to a body of work that addresses *fairness without access to protected attributes* [14, 16], often using proxies to estimate the protected attributes. Our work lies in an area that relies on trusted third parties who have access to protected data necessary for improving fairness. For instance, [9, 36, 37] assume that the model has access to the protected attributes in an encrypted form via secure multi-party computation. Later, [38] noted that secure multi-party computation technique does not protect protected attributes from leaking, employing differential privacy [39] to learn fair models. [18] uses a fully homomorphic encryption scheme, allowing model developers to train models and test them for bias without revealing the protected attributes. More recent works [40–43] provide schemes that allow the release of protected attributes privately for learning non-discriminatory predictors. Our work instead addresses a novel problem statement: can querying for fairness metrics leak protected attributes, and if so, how can we leverage smooth sensitivity to prevent this leakage. Our problem setup also differs from existing works in attribute inference attacks [44–47] where the focus is on *learning* protected information in training data from model outputs using supervised learning (we do not use group membership labels from past data).

2 Problem Setup

Preliminaries: Let $\mathcal{S} = (X, Y, A)$ be a test dataset of size n with $A = (a_1, a_2, \dots, a_j, \dots, a_n)$ being the protected/sensitive attributes (binary), $X = (x_1, x_2, \dots, x_j, \dots, x_n)$ being the model inputs such that each $x_j \in \mathbb{R}^d$, and $Y = (y_1, y_2, \dots, y_j, \dots, y_n)$ being the corresponding true labels for supervised learning. We let $a_j = 1$ for an individual in the advantaged group and $a_j = 0$ for the disadvantaged group. We consider two types of classifiers: binary and logistic classifiers. The binary classifiers are represented by the function $h(\cdot) : \mathbb{R}^d \rightarrow \{0, 1\}$. For a logistic classifier $h(\cdot) : \mathbb{R}^d \rightarrow [0, 1]$, the output corresponds to the probability of input x being accepted. When we have several classifiers, we let $h_i(x_j)$ represent the i -th classifier’s output to the input x_j (input feature vector of the j -th individual in the dataset) for $i \in [m]$, where $[m] = \{1, 2, \dots, m\}$ for $m \in \mathbb{N}$. Let $h_i(X)$ represent the i -th classifier’s outputs to all individuals in the dataset, i.e., $h_i(X) = (h_i(x_1), \dots, h_i(x_j), \dots, h_i(x_n))$. We let N_0 and N_1 be the size of the disadvantaged and advantaged group, i.e., $N_0 = \sum_{j \in [n]} \mathbb{1}\{a_j = 0\}$ and $N_1 = \sum_{j \in [n]} \mathbb{1}\{a_j = 1\}$. Note that $N_1 + N_0 = n$, the size of the test dataset.

Review of Relevant Group Fairness Metrics:

Definition 2.1 (Statistical Parity Gap (SP_i)). *Statistical parity gap is defined as:*
 $SP_i = \mathbb{E}(h_i(\cdot) | A = 1) - \mathbb{E}(h_i(\cdot) | A = 0)$.

Definition 2.2 (Equal Opportunity Gap (EO_i)). *Equal opportunity gap is defined as:*
 $EO_i = \mathbb{E}(h_i(\cdot) | A = 1, Y = 1) - \mathbb{E}(h_i(\cdot) | A = 0, Y = 1)$.

We also denote the absolute values of these measures as $|SP_i|$ and $|EO_i|$.

Problem Statement: Institutions often adopt a separation between the model developers and the compliance team to ensure anti-discrimination and privacy laws are met. The model developers do not have access to protected attributes and therefore cannot train with them. The compliance team, however, has access to the entire dataset, but only for auditing purposes. In our setting, the

model developers train m different classifiers $h_i(\cdot)$ with $i \in [m]$ on the training dataset. For the fairness assessment of these models before deployment, the model developers are allowed to test for algorithmic bias by querying the compliance team for certain fairness metrics on the test dataset $\mathcal{S} = (X, Y, A)$ (see Section 2). Note that the classifier $h_i(\cdot)$ is only a function of the input x_j and not the protected attributes a_j . The fairness metrics that the model developers can query for includes the statistical parity gap, and equal opportunity gap as well as their absolute values.

The main question that we ask in this work is: Is this technique of querying for fairness metrics effective in keeping the protected attributes hidden from the model developers? Or in general, *does querying for fairness leak protected attributes?* And if so, how can one answer queries without leaking protected attributes?

3 Attribute-Reveal: Querying For Bias Leaks Protected Attributes

Here, we show that by simply querying for fairness metrics such as statistical parity can reveal the protected attribute of any targeted individual to the model developers. In fact, there exist strategies (that we collectively refer to as Attribute-Reveal) that can reveal the protected attributes of all the individuals in the test dataset. We begin with a simple toy example.

Example 1 (Single Query). *The model developers train only one binary classifier $h_1(\cdot)$ and query the compliance team for statistical parity gap. Suppose, the model developers want to find the protected attribute of the first individual. They can choose a classifier that accepts only the first individual, i.e., $h_1(x_1) = 1$ and $h_1(x_j) = 0$ for $j = 2, 3, \dots, n$. Observe that the statistical parity gap of this model will reveal the protected attribute of the first individual as follows: $SP_1 = \frac{1}{N_1}$ if $a_1 = 1$, and $SP_1 = -\frac{1}{N_0}$ if $a_1 = 0$. Thus, a positive statistical parity gap SP_1 would give away that the individual belongs to the advantaged group, whereas a negative gap indicates that the individual belongs to the disadvantaged group. The query also reveals the sizes of these groups N_1 and N_0 .*

We note that such a model might seem contrived; it might also have low accuracy. Thus, in Example 2, we demonstrate a more realistic scenario that can occur more commonly in practice: *two models of comparable accuracy* can be used to reveal the protected attribute of a targeted individual.

Example 2 (Double Query With Realistic Models). *Consider two models $h_1(\cdot)$ and $h_2(\cdot)$. The model $h_1(\cdot)$ is trained to maximize accuracy and now accepts several individuals in the dataset. The model developers also use a second classifier, $h_2(\cdot)$, that provides the same prediction as $h_1(\cdot)$ except for one targeted individual, i.e., $h_2(x_1) = 1 - h_1(x_1)$ and $h_2(x_j) = h_1(x_j)$ for $j = 2, 3, \dots, n$. Notice that $h_1(\cdot)$ and $h_2(\cdot)$ differ only in the first prediction; thus their accuracies are almost similar. If one queries for statistical parity of these two models, they can identify the protected attribute of the first individual as follows: $SP_2 - SP_1 = \frac{1}{N_1}$ if $a_1 = 1$ and $SP_2 - SP_1 = -\frac{1}{N_0}$ if $a_1 = 0$.*

A similar approach can be adopted to reveal the protected attributes of all the individuals in the test dataset. Our next result provides the general criterion for reconstructing the protected attribute of all the individuals in the test dataset using the statistical parity queries (Proof is in Appendix A.1).

Theorem 1 (Reveal From Linear System of Equations). *Let $\overline{SP} = [SP_1 \ SP_2 \ \dots \ SP_m]^T$ be a vector of statistical parity gap for m models, and \mathbf{H} be an $m \times n$ matrix where each row represents the binary or logistic predictions of the i -th model. Thus, $h_i(x_j)$ denotes the i -th model's prediction for the j -th individual. If $\text{rank}(\mathbf{H}) = \mathbf{n}$, then the protected attributes A of the entire dataset can be identified by solving a linear system of equations: $\overline{SP} = \mathbf{H}_{m \times n} \mathbf{v}$, where, \mathbf{v} is the unknown vector with elements taking values: $v_j = \frac{1}{N_1}$ if $a_j = 1$ and $-\frac{1}{N_0}$ if $a_j = 0$.*

Remark 1. *Strictly speaking, one needs $m = n - 1$ queries since the last individual can be known using group sizes N_1 and N_0 . However, one may encounter numerical errors when solving for N_1 from $1/N_1$ or, N_0 from $1/N_0$. This can happen when $N_1, N_0 \gg 1$ and $N_0 \approx N_1$.*

Algorithm 1 provides a more realistic strategy by which model developers can choose practical models with comparable accuracy to reveal the protected attributes of all the individuals. Essentially, one base model $h_0(\cdot)$ could be trained, and several similar models $h_i(x_j)$ could be chosen so the prediction of $h_i(x_j)$ is flipped only when $i = j$. The accuracy of these models would remain comparable to the base model $h_0(\cdot)$ since they differ in only one prediction.

Algorithm 1 Attribute-Reveal ($m = n$)

- 1: Train base model $h_0(\cdot)$ (reasonable accuracy)
 - 2: Choose $m=n$ models $h_1(\cdot), \dots, h_n(\cdot)$ as:
 - 3: **for** $i = 1, 2, \dots, m$ **do**
 - 4: **for** $j = 1, 2, \dots, n$ **do**

$$h_i(x_j) = \begin{cases} h_0(x_j), & \text{if } i \neq j \\ 1 - h_0(x_j), & \text{if } i = j. \end{cases}$$
 - 5: Query for Statistical Parity Gap for each model and store in \overline{SP}
 - 6: Create matrix: $\mathbf{H}_{m \times n} = [h_1(X)^T, h_2(X)^T, \dots, h_m(X)^T]^T$
 - 7: Solve linear system of equations: $\overline{SP} = \mathbf{H}\mathbf{v}$
 - 8: **for** $j = 1, 2, \dots, n$ **do**
 - 9: Detect $\hat{a}_j = \begin{cases} 1, & \text{if } v_j > 0 \\ 0, & \text{otherwise.} \end{cases}$
-

Algorithm 2 Attribute-Reveal ($m \ll n$)

- 1: Train base model $h_0(\cdot)$ (reasonable accuracy)
 - 2: Choose $m=k$ models $h_1(\cdot), \dots, h_k(\cdot)$ as:
 - 3: **for** $i = 1, 2, \dots, m$ **do**
 - 4: **for** $j = 1, 2, \dots, n$ **do**

$$\begin{aligned} &\text{Sample } N \sim \text{Uniform}(-0.1, 0.1) \\ &h_i(x_j) = h_0(x_j) + N \text{ (Clip in } [0, 1]) \end{aligned}$$
 - 5: Query for Statistical parity gap for each model and store in \overline{SP}
 - 6: Create sensing matrix $\mathbf{H}_{m \times n} = [h_1(X)^T, h_2(X)^T, \dots, h_m(X)^T]^T$
 - 7: Compute $\eta = \overline{SP} - \mathbf{H}\bar{\mathbf{r}}$
 - 8: Solve: $\min_{\bar{\mathbf{s}}} \|\bar{\mathbf{s}}\|_1$ s.t. $\eta = \mathbf{H}\bar{\mathbf{s}}$
 - 9: **for** $j = 1, 2, \dots, n$ **do**
 - 10: Detect $\hat{a}_j = \begin{cases} 0, & \text{if } \bar{s}_j > 0.5(\frac{1}{N_1} + \frac{1}{N_0}) \\ 1, & \text{otherwise.} \end{cases}$
-

We note that if the size of the test dataset is large, it may not be desirable to have as many models as the size of the dataset. This motivates our next question: *Is it possible to obtain the protected attributes of individuals in the dataset with fewer models and queries?*

3.1 Leaking Protected Attributes with Fewer Queries using Compressed Sensing (CS)

Here, we demonstrate that compressed sensing (CS) techniques can be used to obtain the protected attributes of individuals using a significantly smaller number of queries (m). The following theorem formalizes our result. For a background in compressed sensing, we refer the reader to Appendix A.2

Theorem 2 (Reveal From Compressed Sensing). *Assume that $N_0 \ll N_1$, i.e., the size of the disadvantaged group in the dataset is much smaller than the advantaged group, and \mathbf{H} is a binary matrix generated randomly. Then by using compressed sensing, the protected attributes A of the entire test dataset can be obtained using $m = \mathcal{O}(N_0 \log(n/N_0))$ statistical-parity-gap queries.*

Proof. To prove Theorem 2, we convert (2) into a compressed sensing problem. Recall from the proof of Theorem 1 that the reconstruction of the protected attributes reduces to solving the linear system of equations in (2), i.e., $\overline{SP} = \mathbf{H}_{m \times n}\mathbf{v}$.

Compressed sensing allows the number of queries m to be much less than n by exploiting the sparsity of one group in the dataset. Let $\mathbf{v} = \bar{\mathbf{r}} - \bar{\mathbf{s}}$ where $\bar{\mathbf{r}} = (1/N_1 \ 1/N_1 \ \dots \ 1/N_1)^T$ and

$$\bar{s}_j = \begin{cases} 0, & \text{if } a_j = 1 \\ \frac{1}{N_1} + \frac{1}{N_0}, & \text{if } a_j = 0 \end{cases}$$

We have, $\overline{SP} = \mathbf{H}(\bar{\mathbf{r}} - \bar{\mathbf{s}})$, leading to $\overline{SP} - \mathbf{H}\bar{\mathbf{r}} = \mathbf{H}\bar{\mathbf{s}}$. Now, let $\eta = \overline{SP} - \mathbf{H}\bar{\mathbf{r}}$. Then, we have,

$$\eta = \mathbf{H}_{m \times n}\bar{\mathbf{s}} \tag{1}$$

By simple manipulations, we converted (2) into a standard compressed sensing problem (1) where, η is the measurement vector, prediction matrix \mathbf{H} is the sensing matrix and, $\bar{\mathbf{s}}$ is a N_0 -sparse unknown vector. The vector $\bar{\mathbf{s}}$ must be sparse, meaning the size of one group (advantaged or disadvantaged) in the test dataset must be significantly smaller than the other group. \square

The sensing matrix \mathbf{H} should satisfy the Restricted Isometry Property (RIP) for CS to work (see equation (4) in Appendix A.2). Random binary matrices are well known to satisfy this property with high probability [48, 49]. Therefore, choosing models that predict $\{0, 1\}$ randomly would work. However, this might lead to unrealistic models that have low accuracy (since essentially it means that model developers are choosing models with random predictions). Thus, in Algorithm 2, we provide a novel and more realistic strategy by which model developers can choose practical models with comparable accuracy to reveal the protected attributes of all the individuals. Essentially, one

base model $h_0(\cdot)$ could be trained. For the other m models, we add a small noise sampled from $\text{Uniform}(-0.1, 0.1)$ distribution to each output of the base model.

We note that while Gaussian noise is also proven to satisfy the RIP condition, it may result in a model prediction \hat{Y} that is outside the range of $[0, 1]$, making the models unrealistic. Even if we clip the values to lie between $[0, 1]$, the Gaussian noise may lead to a large variation in accuracy from the base model. Thus, we instead use a small bounded noise so that the output values deviate as little as possible. If an output value still goes outside $[0, 1]$, we clip the value to lie between $[0, 1]$.

3.2 Extension to Absolute Statistical Parity Gap

With absolute statistical parity, it is still possible to partition individuals into two groups but no longer possible to determine which group represents the advantaged or disadvantaged populations with certainty. Being able to partition individuals in the test dataset based on their protected attributes is still a privacy infringement. This is mostly due to the ease with which the advantaged and disadvantaged groups can be identified. If somehow the model team could only tell the protected attribute of one individual in a group, e.g., from the other attributes, the partitioning would allow them to learn the protected attribute of the entire test dataset. The partition sizes can also be used to determine which group is which. In many cases, the disadvantaged group is often known to be significantly smaller than the advantaged group.

Theorem 3. *Given $m = n$ absolute-statistical-parity-gap queries, there exists a strategy that partitions individuals in the test dataset into two different groups based on their protected attributes.*

Remark 2. *Our results extend to other fairness metrics, such as equalized odds and predictive rate parity². However, when querying for some relaxed measures, i.e., equal opportunity, the model developers can only identify the protected attributes of individuals with true label $Y = 1$. Since equal opportunity conditions on $Y = 1$, one does not get any information about individuals with $Y = 0$.*

4 Differentially-Private Approaches to Bias Assessments

In this section, we discuss approaches to the problem of leaking protected attributes. The main goal is to answer fairness queries as accurately as possible but without leaking the protected attributes of any individual in the test dataset. This motivates the use of differential privacy.

The notion of ϵ -differential privacy was introduced in [39, 51]. The definition of differential privacy used in this work focuses on the protected attributes. Because the model developers already have access to a portion of the test dataset (X, Y) , we define neighboring datasets as datasets that differ only on one individual's protected attribute A . For $A, A' \in \{0, 1\}^n$, $\mathcal{S} = (X, Y, A)$ and $\mathcal{S}' = (X, Y, A')$ are neighboring if $\|A - A'\|_1 = 1$. Let \mathcal{D} denote a universe of all possible datasets.

Definition 4.1 ((ϵ, δ) -Differential privacy [51]). *Consider any two test datasets $\mathcal{S} = (X, Y, A)$ and $\mathcal{S}' = (X, Y, A')$, where A and A' differ on the protected attribute A of one individual. We say that a randomized mechanism \mathcal{M} is (ϵ, δ) -differentially private if, for all neighbouring $\mathcal{S}, \mathcal{S}'$, and all $d \subseteq \text{Range}(\mathcal{M})$, we have: $\Pr[\mathcal{M}(\mathcal{S}, h(\cdot)) \in d] \leq e^\epsilon \Pr[\mathcal{M}(\mathcal{S}', h(\cdot)) \in d] + \delta \quad \forall d, \mathcal{S}, \mathcal{S}' \in \mathcal{D}$ where the randomness is over the choices made by \mathcal{M} and $\epsilon > 0$ is the privacy budget parameter.*

The choice of ϵ determines the amount of noise required. A smaller ϵ yields better privacy but less accurate outputs, while a larger ϵ yields weaker privacy guarantees but more accurate outputs. δ is the probability of information being accidentally leaked. If $\delta = 0$, \mathcal{M} is ϵ -differentially private. A popular mechanism that achieves ϵ -differential privacy is the Laplace mechanism [52]. The Gaussian mechanism is used to achieve (ϵ, δ) -DP for numeric queries (details in [52, Theorem A.1]).

Definition 4.2 (l_1 -sensitivity [52]). *The l_1 -sensitivity of a query function f for all neighboring $\mathcal{S}, \mathcal{S}' \in \mathcal{D}$ is: $\Delta_f = \max_{\mathcal{S}, \mathcal{S}'} \|f(\mathcal{S}, h(\cdot)) - f(\mathcal{S}', h(\cdot))\|_1$.*

Laplace Mechanism: A naive differentially private technique the compliance team could employ is the Laplace mechanism. This releases queries as follows: $\mathcal{M}(\mathcal{S}, f(\cdot), h_{1:m}(\cdot), \epsilon) = f(\mathcal{S}, h_{1:m}(\cdot)) + (\sigma_1, \sigma_2, \dots, \sigma_m)$ with $\sigma_i \sim \text{Lap}(\Delta_f/\epsilon)$ and $h_{1:m}(\cdot)$ denoting $(h_1(\cdot), h_2(\cdot), \dots, h_m(\cdot))$.

²A classifier satisfies predictive rate parity if both advantaged group and disadvantaged groups have equal probability of a subject with positive predictive value to truly belong to the positive class [50].

Algorithm 3 Attribute-Conceal for Compliance Team

Input: Model predictions $h_1(\cdot), h_2(\cdot), \dots, h_m(\cdot), N_1, N_0, \epsilon$
Compute statistical parity gap for each model and store in \overline{SP}
Compute Smooth Sensitivity: $\Delta S_{SP}(\mathcal{S}) = \max\left(\frac{m}{N_1+1} + \frac{m}{N_0}, e^{-(N_0-2)\epsilon/6m}\left(\frac{m}{n-1} + \frac{m}{2}\right)\right)$.
for $i = 1, 2, \dots, m$ **do**
 Sample Z from a standard Cauchy distribution
 $\overline{SP}_i \leftarrow \overline{SP}_i + \frac{6\Delta S_{SP}}{\epsilon} \cdot Z$ ▷ This algorithm is based on Theorem 5
Return: \overline{SP}

Theorem 4. For statistical parity gap (SP), the Laplace mechanism that adds noise from $\text{Lap}(\Delta_{SP}/\epsilon)$ is ϵ -DP, where $\Delta_{SP} = \frac{m}{2} + \frac{m}{n-1}$.

Similarly, for absolute statistical parity $|SP|$ and equal opportunity gap (EO) the Laplace mechanism adds noise with sensitivity $\Delta_{|SP|} = \frac{m}{2}$ and $\Delta_{EO} = \frac{m}{2} + \frac{m}{n-1}$. See Appendix A.4 for proof.

Remark 3. Because the Laplace and Gaussian mechanisms have infinite support $(-\infty, \infty)$, query results can sit outside the range of our fairness metrics $([-1, 1], \text{ or } [0, 1] \text{ for absolute value metrics})$. In general, these mechanisms do not automatically deal with bounding constraints. Some choose to ignore them and release the raw outputs of the mechanisms since it still satisfies DP's privacy and accuracy guarantees. In our case, probabilities of out-of-bounds values are often small unless ϵ is chosen to be very small. If one insists on having bounded outputs, there are recent approaches [53], such as, the truncated and boundary-inflated truncation approaches. Other approaches map out-of-bounds outputs to the boundaries of the metric.

4.1 Attribute-Conceal: Our Proposed Technique Using Smooth Sensitivity

We have focused on adding noise to the query calibrated to its global sensitivity. However, this might be excessive in many cases, meaning the frameworks would add so much noise that the output would be meaningless. Since we are interested in a particular test dataset \mathcal{S} , we define the local sensitivity of a query function f and test dataset \mathcal{S} in l_1 as: $\Delta L S_f(\mathcal{S}) = \max_{\mathcal{S}'} |f(\mathcal{S}) - f(\mathcal{S}')|$.

The challenges of calibrating noise to the local sensitivity $\Delta L S_f(\mathcal{S})$ is it might leak information about the test dataset therefore it is not sufficient to guarantee DP [20]. To address this, we investigate the idea of smooth sensitivity introduced in [20]. This is an intermediate notion between local and global sensitivity that allows dataset-specific additive noise to be added to achieve DP.

Definition 4.3 (Smooth sensitivity [20]). For $\beta > 0$, the β -smooth sensitivity of f is

$$\Delta S_{f,\beta}(\mathcal{S}) = \max_{\bar{\mathcal{S}} \in \mathcal{D}} \left(\Delta L S_f(\bar{\mathcal{S}}) \cdot e^{-\beta d(\mathcal{S}, \bar{\mathcal{S}})} \right)$$

where $d(\mathcal{S}, \bar{\mathcal{S}})$ denotes the number of entries in which protected attributes A and \bar{A} disagree.

Theorem 5 (Dataset Specific ϵ -DP Statistical Parity Query). Let Z be random noise samples from an m -dimensional Cauchy distribution with density proportional to $\frac{1}{1+z^2}$. For statistical parity query (SP), the mechanism $\mathcal{M}(\mathcal{S}) = SP(\mathcal{S}) + \frac{6\Delta S_{SP}}{\epsilon} \cdot Z$ is ϵ -differentially private, where the smooth sensitivity ΔS_{SP} is given by: $\Delta S_{SP}(\mathcal{S}) = \max\left(\frac{m}{N_1+1} + \frac{m}{N_0}, e^{-(N_0-2)\epsilon/6m}\left(\frac{m}{n-1} + \frac{m}{2}\right)\right)$.

Proof. We first find β -smooth sensitivity defined in 4.3 of statistical parity gap SP

$$\begin{aligned} \Delta S_{SP,\beta}(\mathcal{S}) &= \max_{\bar{\mathcal{S}} \in \mathcal{D}} \left(\Delta L S_{SP}(\bar{\mathcal{S}}) \cdot e^{-\beta d(\mathcal{S}, \bar{\mathcal{S}})} \right) \stackrel{(a)}{=} \max_{k=0,1,\dots,N_0-2} e^{-k\beta} \left(\max_{\bar{\mathcal{S}}:d(\mathcal{S},\bar{\mathcal{S}})=k} \Delta L S_{SP}(\bar{\mathcal{S}}) \right) \\ &\stackrel{(b)}{=} \max_{k=0,\dots,N_0-2} e^{-k\beta} \left(\frac{m}{N_1+k+1} + \frac{m}{N_0-k} \right) \stackrel{(c)}{=} \max \left(\frac{m}{N_1+1} + \frac{m}{N_0}, e^{-(N_0-2)\beta} \left(\frac{m}{n-1} + \frac{m}{2} \right) \right). \end{aligned}$$

Here, (a) is the expression of the smooth sensitivity in terms of the sensitivity of SP at distance k [20, Def 3.1]; (b) holds since the local sensitivity of \overline{SP} is maximized at distance k when k individuals from the disadvantaged group are moved to the advantaged group; (c) holds since the maximum of this function occurs at the boundaries $k = \{0, N_0 - 2\}$ (See Appendix A.5). The rest of the proof follows directly from Lemma 2.6 and Lemma 2.7 of [20] with $\gamma = 2$ and $\beta = \frac{\epsilon}{6m}$. \square

This motivates Algorithm 3 (Attribute-Conceal), a differentially private technique for the compliance team to answer statistical-parity-gap queries based on Theorem 5.

Theorem 6. Let Z be random noise samples from a m -dimensional Laplace distribution, $h(z) = \frac{1}{2^m} \cdot e^{-\|z\|_1}$. For statistical parity gap query (SP), and $\epsilon, \delta \in (0, 1)$, the mechanism $\mathcal{M}(\mathcal{S}) = f(\mathcal{S}) + \frac{2\Delta S_{SP}}{\epsilon} \cdot Z$ is (ϵ, δ) -DP, where the smooth sensitivity ΔS_{SP} is given by:

$$\Delta S_{SP}(\mathcal{S}) = \max \left(\frac{m}{N_1 + 1} + \frac{m}{N_0}, e^{-\frac{(N_0 - 2)\epsilon}{4(m + \log(2/\delta))}} \left(\frac{m}{n - 1} + \frac{m}{2} \right) \right).$$

Proof. Proof follows from Lemma 2.6 and 2.9 of [20]. Sensitivity analysis follow from proof of Theorem 5 with $\beta = \frac{\epsilon}{4(m + \log(2/\delta))}$ \square

These results can be extended to the absolute statistical parity gap with β -smooth sensitivity (See Appendix A.6), $\Delta S_{|SP|, \beta}(\mathcal{S}) = \max \left(\frac{m}{N_0}, \frac{m e^{-(N_0 - 2)\beta}}{2} \right)$.

5 Experiments

We include experimental results on the publicly available Adult dataset (see Table 1 and Figure 1). The protected attribute is race (assumed binary). We restrict ourselves to only White and Black with the latter being relatively sparse (10.4%). We first demonstrate how querying using Attribute-Reveal can leak the protected attributes, and how Attribute-Conceal prevents leakage (outperforming the naive Laplace mechanism). Our performance metric of interest are: (1) Average error in answering the Statistical Parity query (Avg. SP Err); and (2) Accuracy of correctly recovering (essentially leaking) the protected attribute balanced across both races (Leakage, formally defined in Definition 5.1). To observe the tradeoff between Avg. SP Err (query error) and Leakage over a broader range of parameters (privacy parameter ϵ , sparsity N_0 and test size n), we also include simulations on synthetic data in Figure 2. More details and additional results are in Appendix A.7.

Definition 5.1 (Leakage(%)). Let N_A be number of individuals in the advantaged group whose protected attribute was correctly predicted and N_B be number of individuals in the disadvantaged group whose protected attribute was correctly predicted. The leakage is defined as:

$$\text{Leakage} = \frac{1}{2} \left(\frac{N_A}{N_1} + \frac{N_B}{N_0} \right) \times 100$$

The leakage is the balanced accuracy of recovery. This is used to deal with imbalanced data, i.e. one target class appears a lot more than the other.

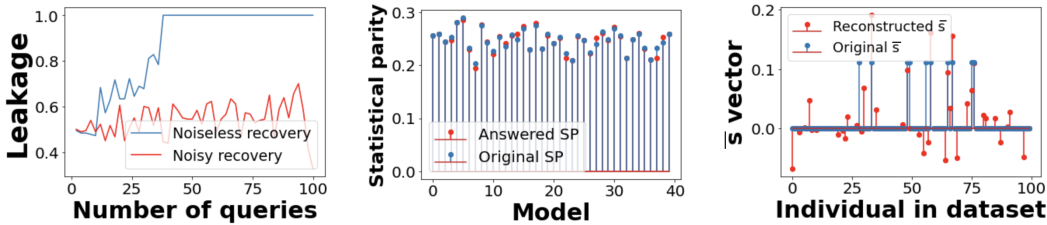


Figure 1: Experimental Results on Adult dataset for test size $n = 100$: (a) Leakage as a function of No. of queries in noisy ($\epsilon = 100$) and noiseless case ($\epsilon = \infty$). Attribute-Conceal prevents Leakage even with an increase in number of queries. Note that random guessing achieves a Leakage of about 50%, meaning no individual’s protected attribute is recovered with certainty. (b) Answered SP queries for $m = 40$ achieves a low Avg. SP err of 7.41×10^{-4} . (c) Reconstructed \bar{s} vector with Attribute-Conceal varies a lot from the original (\bar{s} vector reveals an individuals protected attribute, see equation (1)). Trained models have an Avg. accuracy of 86.23%, and std of 0.2583.

$n = 100$						$n = 1000$					
m	ϵ	Avg. SP err ($\times 10^{-3}$)		Leakage (%)		m	ϵ	Avg. SP err ($\times 10^{-3}$)		Leakage (%)	
		Ours	Lap.	Ours	Lap.			Ours	Lap.	Ours	Lap.
25	5	10.9	200.9	50	54	300	5	122.2	874.5	52	49
	10	5.1	112.6	48	49		10	35.7	160.8	50	51
	100	0.05	12.1	58	44		100	2.0	11.5	53	51
	∞	0	0	63	63		∞	0	0	79	79
40	5	77.9	660.2	55	57	400	5	140.0	893.4	52	49
	10	12.3	236.8	49	43		10	42.2	216.3	52	52
	100	0.7	27.6	67	47		100	0.2	54.4	55	49
	∞	0	0	100	100		∞	0	0	100	100

Table 1: Detailed Experimental Results on Adult dataset for test size $n = 100$ and 1000 : Attribute-Conceal (Ours) has much lower Avg. SP err (query error) than Laplace Mechanism (Lap.) for same privacy parameter ϵ (and similar Leakage).

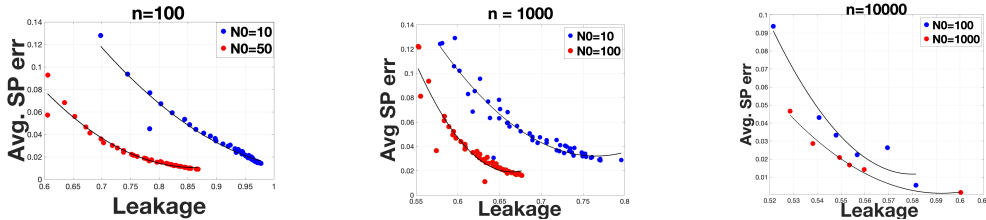


Figure 2: Experimental Results on Synthetic data for test size $n = 100, 1000,$ and 10000 : Avg. SP err and Leakage trade-off with Attribute-Conceal. Each point represents an $\epsilon \in [10, 500]$ averaged over 50 runs. Results for varying sparsity N_0 and $m = \mathcal{O}(N_0 \log n/N_0)$.

6 Discussion

Our findings provide a potential resolution to the continuing debate about whether protected attributes should be used in training. Future research could look into expanding the framework to include other fairness metrics or to incorporate these techniques into training or post-processing to directly reduce bias without leaking protected attributes.

We note that while our focus is on leakage from bias queries, future work could also look into *inferring* the protected attributes from the other available features using alternate techniques. For example, if one has prior knowledge that a feature such as hours-worked-per-week is strongly correlated with gender, one might just be able to *infer* gender with reasonable accuracy from that feature. However, it remains debatable if such *indirect inferring* of protected attribute from correlated features would legally constitute a violation of disparate treatment (or privacy). On the other hand, asking the compliance team for bias assessments actually accesses the protected attributes using queries. We do make a distinction between *leaking* and *inferring* protected attributes here. An interesting scenario would arise if one exploits a synergy of both bias queries as well as inference mechanisms to obtain even more accurate predictions of protected attributes than using either of them individually, and if such techniques would constitute a violation of anti-discrimination and privacy.

References

- [1] Solon Barocas and Andrew D. Selbst. Big data’s disparate impact. *California Law Review*, 104: 671, 2016.
- [2] Megan Smith, Cecilia Munoz, and D. J. Patil. Big Risks, Big Opportunities: the Intersection of Big Data and Civil Rights, 2016. URL <https://obamawhitehouse.archives.gov/blog/2016/05/04/big-risks-big-opportunities-intersection-big-data-and-civil-rights>.
- [3] George Rutherglen. Disparate impact under title vii: An objective theory of discrimination. *Virginia Law Review*, 73(7):1297–1345, 1987. ISSN 00426601.

- [4] Michael J Zimmer. Emerging uniform structure of disparate treatment discrimination litigation. *Georgia Law Review*, 30:563, 1995.
- [5] Ethan Cohen-Cole. Credit card redlining. *The Review of Economics and Statistics*, 93(2):700–713, 2011. ISSN 00346535, 15309142. URL <http://www.jstor.org/stable/23015965>.
- [6] Sara Hajian, Francesco Bonchi, and Carlos Castillo. Algorithmic bias: From discrimination discovery to fairness-aware data mining. In *Proceedings of the 22nd ACM SIGKDD International Conference on Knowledge Discovery and Data Mining*, KDD '16, page 2125–2126, 2016.
- [7] Toshihiro Kamishima, Shotaro Akaho, and Jun Sakuma. Fairness-aware learning through regularization approach. In *2011 IEEE 11th International Conference on Data Mining Workshops*, pages 643–650. IEEE, 2011.
- [8] Zachary Lipton, Julian McAuley, and Alexandra Chouldechova. Does mitigating ml's impact disparity require treatment disparity? In *Advances in Neural Information Processing Systems*, volume 31, pages 8136–8146, 2018.
- [9] Niki Kilbertus, Adria Gascon, Matt Kusner, Michael Veale, Krishna Gummadi, and Adrian Weller. Blind justice: Fairness with encrypted sensitive attributes. In *Proceedings of the 35th International Conference on Machine Learning*, volume 80, pages 2630–2639. PMLR, 2018.
- [10] Fang Liu. Generalized gaussian mechanism for differential privacy. *IEEE Transactions on Knowledge and Data Engineering*, 31(4):747–756, Apr 2019.
- [11] Jessica L Roberts. Protecting privacy to prevent discrimination. *Wm. & Mary L. Rev.*, 56:2097, 2014.
- [12] Sanghamitra Dutta, Praveen Venkatesh, Piotr Mardziel, Anupam Datta, and Pulkit Grover. Fairness under feature exemptions: Counterfactual and observational measures. *IEEE Transactions on Information Theory*, 67(10):6675–6710, 2021.
- [13] Anupam Datta, Matthew Fredrikson, Gihyuk Ko, Piotr Mardziel, and Shayak Sen. Use privacy in data-driven systems: Theory and experiments with machine learnt programs. In *Proceedings of the 2017 ACM SIGSAC Conference on Computer and Communications Security, CCS*, pages 1193–1210. ACM, 2017.
- [14] Jiahao Chen, Nathan Kallus, Xiaojie Mao, Geoffry Svacha, and Madeleine Udell. Fairness under unawareness: Assessing disparity when protected class is unobserved. In *Proceedings of the Conference on Fairness, Accountability, and Transparency, FAT* '19*, page 339–348, New York, NY, USA, 2019.
- [15] Neil Vigdor. Apple card investigated after gender discrimination complaints, 2019. URL <https://www.nytimes.com/2019/11/10/business/apple-credit-card-investigation.html>.
- [16] Maya R. Gupta, Andrew Cotter, Mahdi Milani Fard, and Serena Wang. Proxy fairness. *CoRR*, abs/1806.11212, 2018. URL <http://arxiv.org/abs/1806.11212>.
- [17] Nathan Kallus, Xiaojie Mao, and Angela Zhou. Assessing algorithmic fairness with unobserved protected class using data combination. *Management Science*, 68(3):1959–1981, 2022.
- [18] Leo de Castro, Jiahao Chen, and Antigoni Polychroniadou. Cryptocredit: Securely training fair models. In *Proceedings of the First ACM International Conference on AI in Finance*, 2020.
- [19] Jiahao Chen. Fair lending needs explainable models for responsible recommendation. *ArXiv*, abs/1809.04684, 2018.
- [20] Kobbi Nissim, Sofya Raskhodnikova, and Adam Smith. Smooth sensitivity and sampling in private data analysis. In *Proceedings of the Thirty-Ninth Annual ACM Symposium on Theory of Computing, STOC '07*, page 75–84, New York, NY, USA, 2007.
- [21] Dheeru Dua and Casey Graff. UCI machine learning repository, 2017. URL <http://archive.ics.uci.edu/ml>.

- [22] Meredith Whittaker, Meryl Alper, Cynthia L. Bennett, Sara Hendren, Liz Kaziunas, Mara Mills, Meredith Ringel Morris, Joy Rankin, Emily Rogers, Marcel Salas, and Sarah Myers West. Disability, bias, and ai. Technical Report MSR-TR-2019-38, AI Now Institute, November 2019.
- [23] Richard Berk, Hoda Heidari, Shahin Jabbari, Michael Kearns, and Aaron Roth. Fairness in criminal justice risk assessments: The state of the art. *Sociological Methods & Research*, 50(1): 3–44, 2021.
- [24] Ninareh Mehrabi, Fred Morstatter, Nripsuta Saxena, Kristina Lerman, and Aram Galstyan. A survey on bias and fairness in machine learning. *ACM Computing Surveys (CSUR)*, 54(6):1–35, 2021.
- [25] Jiahao Chen, Nathan Kallus, Xiaojie Mao, Geoffry Svacha, and Madeleine Udell. Fairness under unawareness: Assessing disparity when protected class is unobserved. In *Proceedings of the Conference on Fairness, Accountability, and Transparency*, FAT* '19, page 339–348, 2019.
- [26] Marsha Courchane, David Nebhut, and David Nickerson. Lessons learned: Statistical techniques and fair lending. *Journal of Housing Research*, 11(2):277–295, 2000. ISSN 10527001.
- [27] Michael Feldman, Sorelle A. Friedler, John Moeller, Carlos Scheidegger, and Suresh Venkatasubramanian. Certifying and removing disparate impact. In *Proceedings of the 21th ACM SIGKDD International Conference on Knowledge Discovery and Data Mining*, KDD '15, page 259–268, 2015.
- [28] Anja Lambrecht and Catherine Tucker. Algorithmic bias? an empirical study of apparent gender-based discrimination in the display of stem career ads. *Management Science*, 65(7): 2966–2981, 2019.
- [29] Manish Raghavan, Solon Barocas, Jon Kleinberg, and Karen Levy. Mitigating bias in algorithmic hiring: Evaluating claims and practices. In *Proceedings of the 2020 Conference on Fairness, Accountability, and Transparency*, FAT* '20, page 469–481, 2020.
- [30] Moritz Hardt, Eric Price, Eric Price, and Nati Srebro. Equality of opportunity in supervised learning. In *Advances in Neural Information Processing Systems*, volume 29, pages 3315–3323, 2016.
- [31] Muhammad Bilal Zafar, Isabel Valera, Manuel Gomez Rodriguez, and Krishna P. Gummadi. Fairness beyond disparate treatment & disparate impact: Learning classification without disparate mistreatment. In *Proceedings of the 26th International Conference on World Wide Web*, WWW '17, page 1171–1180, 2017.
- [32] Cynthia Dwork, Moritz Hardt, Toniann Pitassi, Omer Reingold, and Richard Zemel. Fairness through awareness. In *Proceedings of the 3rd Innovations in Theoretical Computer Science Conference*, ITCS '12, page 214–226, 2012.
- [33] Preethi Lahoti, Krishna P. Gummadi, and Gerhard Weikum. Operationalizing individual fairness with pairwise fair representations. *Proceedings of the VLDB Endowment*, 13(4):506–518, Dec 2019.
- [34] Preethi Lahoti, Krishna P. Gummadi, and Gerhard Weikum. ifair: Learning individually fair data representations for algorithmic decision making. In *2019 IEEE 35th International Conference on Data Engineering (ICDE)*, pages 1334–1345, 2019.
- [35] Kush R Varshney. Trustworthy machine learning and artificial intelligence. *XRDS: Crossroads, The ACM Magazine for Students*, 25(3):26–29, 2019.
- [36] Michael Veale and Reuben Binns. Fairer machine learning in the real world: Mitigating discrimination without collecting sensitive data. *Big Data & Society*, 4(2), 2017.
- [37] Hui Hu, Yijun Liu, Zhen Wang, and Chao Lan. A distributed fair machine learning framework with private demographic data protection. In *2019 IEEE International Conference on Data Mining (ICDM)*, pages 1102–1107. IEEE, 2019.

- [38] Matthew Jagielski, Michael Kearns, Jieming Mao, Alina Oprea, Aaron Roth, Saeed Sharifi Malvajerdi, and Jonathan Ullman. Differentially private fair learning. In *Proceedings of the 36th International Conference on Machine Learning*, volume 97 of *Proceedings of Machine Learning Research*, pages 3000–3008. PMLR, 09–15 Jun 2019.
- [39] Cynthia Dwork, Frank McSherry, Kobbi Nissim, and Adam Smith. Calibrating noise to sensitivity in private data analysis. In *Proceedings of the Third Conference on Theory of Cryptography*, TCC’06, page 265–284, 2006.
- [40] Rachel Cummings, Varun Gupta, Dhamma Kimpara, and Jamie Morgenstern. On the compatibility of privacy and fairness. In *Adjunct Publication of the 27th Conference on User Modeling, Adaptation and Personalization*, UMAP’19 Adjunct, page 309–315, 2019.
- [41] Depeng Xu, Shuhan Yuan, and Xintao Wu. Achieving differential privacy and fairness in logistic regression. In *Companion Proceedings of The 2019 World Wide Web Conference*, WWW ’19, page 594–599, 2019.
- [42] Daniel Alabi. The cost of a reductions approach to private fair optimization. *arXiv preprint arXiv:1906.09613*, 2019.
- [43] Eugene Bagdasaryan, Omid Poursaeed, and Vitaly Shmatikov. *Differential Privacy Has Disparate Impact on Model Accuracy*. Proceedings of the 33rd International Conference on Neural Information Processing Systems, NY, USA, 2019.
- [44] Hongsheng Hu, Zoran Salcic, Gillian Dobbie, and Xuyun Zhang. Membership inference attacks on machine learning: A survey. *CoRR*, abs/2103.07853, 2021. URL <https://arxiv.org/abs/2103.07853>.
- [45] Matt Fredrikson, Somesh Jha, and Thomas Ristenpart. Model inversion attacks that exploit confidence information and basic countermeasures. In *Proceedings of the 22nd ACM SIGSAC Conference on Computer and Communications Security*, CCS ’15, page 1322–1333, 2015.
- [46] Emiliano De Cristofaro. An overview of privacy in machine learning. *CoRR*, abs/2005.08679, 2020. URL <https://arxiv.org/abs/2005.08679>.
- [47] Bo Liu, Ming Ding, Sina Shaham, Wenny Rahayu, Farhad Farokhi, and Zihuai Lin. When machine learning meets privacy: A survey and outlook. *ACM Comput. Surv.*, 54(2), mar 2021.
- [48] Gesen Zhang, Shuhong Jiao, Xiaoli Xu, and Lan Wang. Compressed sensing and reconstruction with bernoulli matrices. In *The 2010 IEEE International Conference on Information and Automation*, pages 455–460, Piscataway, New Jersey, 2010. IEEE.
- [49] R. Berinde, A. C. Gilbert, P. Indyk, H. Karloff, and M. J. Strauss. Combining geometry and combinatorics: A unified approach to sparse signal recovery. In *2008 46th Annual Allerton Conference on Communication, Control, and Computing*, pages 798–805, 2008.
- [50] Sahil Verma and Julia Rubin. Fairness definitions explained. In *2018 IEEE/ACM International Workshop on Software Fairness (FairWare)*, pages 1–7, Piscataway, New Jersey, 2018. IEEE.
- [51] Cynthia Dwork. Differential privacy. In *Proceedings of the 33rd International Conference on Automata, Languages and Programming - Volume Part II*, ICALP’06, page 1–12, Berlin, Heidelberg, 2006.
- [52] Cynthia Dwork and Aaron Roth. The algorithmic foundations of differential privacy. *Found. Trends Theor. Comput. Sci.*, 9(3–4):211–407, aug 2014.
- [53] Fang Liu. Statistical properties of sanitized results from differentially private laplace mechanism with univariate bounding constraints. *Trans. Data Priv.*, 12:169–195, 2019.
- [54] D.L. Donoho. Compressed sensing. *IEEE Transactions on Information Theory*, 52(4):1289–1306, 2006.
- [55] Mahsa Lotfi and Mathukumalli Vidyasagar. Compressed sensing using binary matrices of nearly optimal dimensions. *IEEE Transactions on Signal Processing*, 68:3008–3021, 2020.

- [56] Julien Mairal, Francis R. Bach, and Jean Ponce. Sparse modeling for image and vision processing. *CoRR*, abs/1411.3230, 2014. URL <http://arxiv.org/abs/1411.3230>.
- [57] Emmanuel J. Candes and Michael B. Wakin. An introduction to compressive sampling. *IEEE Signal Processing Magazine*, 25(2):21–30, 2008.
- [58] E.J. Candes and T. Tao. Decoding by linear programming. *IEEE Transactions on Information Theory*, 51(12):4203–4215, 2005.
- [59] Emmanuel J Candes, Justin K Romberg, and Terence Tao. Stable signal recovery from incomplete and inaccurate measurements. *Communications on Pure and Applied Mathematics: A Journal Issued by the Courant Institute of Mathematical Sciences*, 59(8):1207–1223, 2006.
- [60] Albert Cohen, Wolfgang Dahmen, and Ronald Devore. Compressed sensing and best k -term approximation. *Journal of the American Mathematical Society*, 22(1):211–231, 2009. ISSN 08940347, 10886834.
- [61] Emmanuel J. Candes and Terence Tao. Near-optimal signal recovery from random projections: Universal encoding strategies? *IEEE Transactions on Information Theory*, 52(12):5406–5425, 2006.
- [62] Adult income dataset, Oct 2016. URL <https://www.kaggle.com/datasets/wenruliu/adult-income-dataset>.

A Appendix

A.1 Proof of Theorem 1

Theorem 1 (Reveal From Linear System of Equations). *Let $\overline{SP} = [SP_1 \ SP_2 \ \dots \ SP_m]^T$ be a vector of statistical parity gap for m models, and \mathbf{H} be an $m \times n$ matrix where each row represents the binary or logistic predictions of the i -th model. Thus, $h_i(x_j)$ denotes the i -th model’s prediction for the j -th individual. If $\text{rank}(\mathbf{H}) = n$, then the protected attributes A of the entire dataset can be identified by solving a linear system of equations: $\overline{SP} = \mathbf{H}_{m \times n} \mathbf{v}$, where, \mathbf{v} is the unknown vector with elements taking values: $v_j = \frac{1}{N_1}$ if $a_j = 1$ and $-\frac{1}{N_0}$ if $a_j = 0$.*

Proof.

$$\begin{pmatrix} SP_1 \\ SP_2 \\ \vdots \\ SP_m \end{pmatrix} = \begin{pmatrix} h_1(x_1) & h_1(x_2) & \dots & \dots & h_1(x_n) \\ h_2(x_1) & h_2(x_2) & \dots & \dots & h_2(x_n) \\ \vdots & \vdots & \ddots & \ddots & \vdots \\ h_m(x_1) & h_m(x_2) & \dots & \dots & h_m(x_n) \end{pmatrix} \begin{pmatrix} v_1 \\ v_2 \\ \vdots \\ v_n \end{pmatrix} \quad (2)$$

and \mathbf{v} is the unknown vector with elements taking values:

$$v_j = \begin{cases} \frac{1}{N_1}, & \text{if } a_j = 1 \\ -\frac{1}{N_0}, & \text{if } a_j = 0. \end{cases}$$

According to Theorem 1, if there are as many linearly independent model predictions $h_i(X)$, $i \in [m]$ as individuals in the dataset, then with their corresponding statistical parity queries, $\overline{SP} = [SP_1 \ SP_2 \ \dots \ SP_m]^T$, one can *always* get the protected attributes of all individuals in the dataset by solving for \mathbf{v} in (2). The protected attribute a_j of the j -th individual is revealed by the value of each entry v_j of the vector \mathbf{v} . If we assume the worst-case scenario, where the model developers can directly choose the output predictions of these models, then all they have to do is to use $m = n$ models, and have each model’s output prediction to be linearly independent, making $\text{rank}(\mathbf{H}) = n$. As an example, suppose you have $m = n$ models, and the i -th model accepts only the j -th individual for $i = j$ and rejects everyone else. \square

A.2 Background on Compressed Sensing

The goal [54, 55] is to recover a vector $x \in \mathbb{R}^n$ from a set of linear measurements $y = \Phi x$, where y is a $1 \times m$ measurement vector, $\Phi \in \mathbb{R}^{m \times n}$ is the measurement or sensing matrix. CS relies on the sparsity of x . A vector x is k -sparse if it has only k non-zero entries with $k \ll n$. Measurements m is typically much smaller than n , making this an under-determined system. CS focuses on finding the sparsest representation of x . This can be expressed an optimization problem: $\min_x \|x\|_0$ s.t. $y = \Phi x$. Here, $\|x\|_0$ is the number of nonzero entries of x ³. By minimizing an l_1 norm instead, this problem can be relaxed into a convex optimization problem which can be solved using a linear programming or other CS algorithms, e.g., OMP [56].

$$\min_x \|x\|_1 \text{ s.t. } y = \Phi x \quad (3)$$

The l_1 -norm $\|x\|_1$ is the absolute sum of all entries of x . We refer the reader to an excellent survey [57] for more information on CS.

For accurate recovery of k -sparse vector x from measurements y , the sensing matrix Φ has to satisfy a necessary and sufficient condition called Restricted Isometry Property (RIP) [58]. For all k -sparse vector x , the matrix Φ satisfies the RIP of order k if

$$(1 - \delta_k)\|x\|_2^2 \leq \|\Phi x\|_2^2 \leq (1 + \delta_k)\|x\|_2^2, \text{ for some } \delta_k \in (0, 1). \quad (4)$$

For any sensing matrix that satisfies the RIP condition, with high probability $m = \mathcal{O}(k \log(n/k))$ measurements suffices to ensure a high quality approximation of x , provided x is sufficiently sparse [58, 59]. Also, any CS algorithm requires at least $m = \Omega(k \log(n/k))$ for reconstruction [60].

In general, designing or checking whether a sensing matrix satisfies the RIP condition is computationally difficult. RIP only gives a condition whether a matrix can be used as a sensing matrix, but does not necessarily mention how to design one in practice. There are certain random matrices that are known to satisfy the RIP condition with high probability [55, 61]. The most common is the Gaussian matrix, i.e., Φ consists of $m \cdot n$ independent samples of a zero-mean, unit-variance Gaussian random variables [61]. The random binary matrix is another well-studied sensing matrix that is known to satisfy the RIP condition [48, 49].

A.3 Proof of Theorem 3

Theorem 3. *Given $m = n$ absolute-statistical-parity-gap queries, there exists a strategy that partitions individuals in the test dataset into two different groups based on their protected attributes.*

Proof. We discuss such a strategy in the proof. Let us use α and β to represent the two partitions of the dataset, i.e., $A \in \{\alpha, \beta\}^n$. Let N_α and N_β denote the size of α and β partitions respectively. Note that $N_\alpha + N_\beta = n$. Begin by first querying a model that accepts only one individual to get N_α and N_β . If $N_\alpha \neq N_\beta$, query a model $h_1(X)$ that accepts only the first individual in the dataset x_1 . Assume that the individual belongs to the α partition, i.e., $a_1 = \alpha$. $|SP_1|$ would therefore be $1/N_\alpha$. Then, query a second model, $h_2(X)$, that accepts only the second individual x_2 . If $|SP_2| = 1/N_\alpha$, then $a_2 = \alpha$. If $|SP_2| \neq 1/N_\alpha$ then $|SP_2|$ must equal $1/N_\beta$, implying that $a_2 = \beta$. Continue this procedure for every individual until everyone is classified into $a_j = \alpha$ or β .

In the case that $N_\alpha = N_\beta$, it would not be possible to differentiate between $1/N_\alpha$ and $1/N_\beta$. Hence, a slightly different approach is taken. First, query a model $h_1(X)$ that only accepts x_1 and assume $a_1 = \alpha$, resulting in $|SP_1| = 1/N_\alpha$. Next, query a second model $h_2(X)$ that accepts only x_1 and x_2 . The protected attribute partition a_2 can be obtained using the query $|SP_2|$.

$$|SP_2| = \begin{cases} \frac{2}{N_\alpha}, & \text{if } a_2 = \alpha \\ \frac{1}{N_\alpha} - \frac{1}{N_\beta} = 0, & \text{if } a_2 = \beta \end{cases}$$

In general to obtain the group of the j -th individual a_j , select a model that accepts only x_1 and x_j . To partition the whole dataset using this technique, the model developers would need at most $m = n$ models and queries. \square

³Note that $\|x\|_0$ is not a norm. $\|x\|_p$ denotes a standard l_p -norm for $p \geq 1$, i.e., $\|x\|_p = (\sum_{i=0}^n |x_i|^p)^{\frac{1}{p}}$ for all $x \in \mathbb{R}^n$

A.4 Proof of Theorem 4

Theorem 4. For statistical parity gap (SP), the Laplace mechanism that adds noise from $\text{Lap}(\Delta_{SP}/\epsilon)$ is ϵ -DP, where $\Delta_{SP} = \frac{m}{2} + \frac{m}{n-1}$.

Proof. To prove this, we find the l_1 -sensitivity defined in 4.2 for statistical parity gap SP. We assume that $N_0 < N_1$, and there is at least 1 individual in the disadvantaged group, i.e., $N_0 \geq 1$ in all possible datasets. A neighboring dataset is one such that the protected attribute differs for only one individual. There are two possibilities to consider here.

Case 1: An individual in the disadvantaged group with $a_j = 0$ and $h(x_j) = 0$ differs in the neighboring dataset, i.e., $a'_j = 1$ and $h(x_j) = 0$. Let $\lambda = \sum_{\{j|a_j=1\}} h_i(x_j)$ and $\mu = \sum_{\{j|a_j=0\}} h_i(x_j)$.

$$\begin{aligned} |SP(\mathcal{S}, h(\cdot)) - SP(\mathcal{S}', h(\cdot))| &\stackrel{(a)}{=} \left| \frac{\lambda}{N_1} - \frac{\mu}{N_0} - \left(\frac{\lambda}{N_1+1} - \frac{\mu}{N_0-1} \right) \right| \\ &= \frac{\lambda}{N_1(N_1+1)} + \frac{\mu}{N_0(N_0-1)} \stackrel{(b)}{\leq} \frac{N_1}{N_1(N_1+1)} + \frac{N_0-1}{N_0(N_0-1)} \\ &= \frac{1}{N_1+1} + \frac{1}{N_0} \stackrel{(c)}{\leq} \frac{1}{n-1} + \frac{1}{2} \end{aligned}$$

where (a) holds since the size of the disadvantaged group decreased and advantaged group increased. λ, μ were not incremented because $h(x_j) = 0$; (b) holds since λ can be upper bounded by N_1 , while μ can be upper bounded by $N_0 - 1$ since $h(x_j) = 0$; and (c) is a maximization over all possible datasets to find the global sensitivity. The maximum occurs at $N_0 = 2$ and $N_1 = n - 2$, meaning, this dataset and the neighboring dataset with $N_0 = 1$ and $N_1 = n - 1$ have the largest sensitivity.

Case 2: An individual $a_j = 0$ and $h(x_j) = 1$ differs in the neighboring dataset, i.e., $a'_j = 1$ and $h(x_j) = 1$.

$$\begin{aligned} |SP(\mathcal{S}, h(\cdot)) - SP(\mathcal{S}', h(\cdot))| &\stackrel{(a)}{=} \left| \frac{\lambda}{N_1} - \frac{\mu}{N_0} - \left(\frac{\lambda+1}{N_1+1} - \frac{\mu-1}{N_0-1} \right) \right| \\ &= \left| \frac{\lambda - N_1}{N_1(N_1+1)} + \frac{\mu - N_0}{N_0(N_0-1)} \right| \stackrel{(b)}{\leq} \left| \frac{0 - N_1}{N_1(N_1+1)} + \frac{1 - N_0}{N_0(N_0-1)} \right| \\ &= \frac{1}{N_1+1} + \frac{1}{N_0} \stackrel{(c)}{\leq} \frac{1}{n-1} + \frac{1}{2} \end{aligned}$$

where (a) holds since the size of the disadvantaged group decreased and advantaged group increased; (b) holds since λ can be lower bounded by 0, while μ can be lower bounded by 1 under $h(x_j) = 1$; (c) is a maximization over all possible datasets to find the global sensitivity.

We now consider the case where the advantaged group is less than the disadvantaged group, and there is at least 1 individual in the advantaged group, in all possible datasets, i.e., $1 \leq N_1 < N_0$. Two other possibilities are considered here.

Case 3: An individual in the advantaged group, which the model predicted an unfavorable outcome, flipped to the disadvantaged group, i.e., j -th individual with $a_j = 1$ and $h(x_j) = 0$ becomes $a'_j = 0$ and $h(x_j) = 0$.

$$\begin{aligned} |SP(\mathcal{S}, h(\cdot)) - SP(\mathcal{S}', h(\cdot))| &\stackrel{(a)}{=} \left| \frac{\lambda}{N_1} - \frac{\mu}{N_0} - \left(\frac{\lambda}{N_1-1} - \frac{\mu}{N_0+1} \right) \right| \\ &= \left| -\frac{\lambda}{N_1(N_1-1)} - \frac{\mu}{N_0(N_0+1)} \right| \stackrel{(b)}{\leq} \frac{N_1-1}{N_1(N_1-1)} + \frac{N_0}{N_0(N_0+1)} \\ &\leq \frac{1}{N_1} + \frac{1}{N_0+1} \stackrel{(c)}{\leq} \frac{1}{2} + \frac{1}{n-1} \end{aligned}$$

(a) Since the protected attribute of the individual was flipped from $a_j = 1$ to $a'_j = 0$, N_0 decreased by one and N_1 increased by one. λ, μ were not incremented because $h(x_j) = 0$. (b) μ can be upper bounded by N_0 , while λ can be upper bounded by $N_1 - 1$ since $h(x_j) = 0$. (c) is a maximization over all possible datasets to find the global sensitivity. The maximum occurs when $N_1 = 2$ and

$N_0 = n - 2$, meaning, this dataset and the neighboring dataset with $N_1 = 1$ and $N_0 = n - 1$ have the largest sensitivity.

Case 4: An individual in the disadvantaged group, which the model predicted a favorable outcome, flipped to the advantaged group, i.e., j -th individual with $a_j = 0$ and $h(x_j) = 1$ becomes $a'_j = 1$ and $h(x_j) = 1$.

$$\begin{aligned}
|SP(\mathcal{S}, h(\cdot)) - SP(\mathcal{S}', h(\cdot))| &\stackrel{(a)}{=} \left| \frac{\lambda}{N_1} - \frac{\mu}{N_0} - \left(\frac{\lambda - 1}{N_1 - 1} - \frac{\mu + 1}{N_0 + 1} \right) \right| \\
&= \left| -\frac{\lambda - N_1}{N_1(N_1 - 1)} - \frac{\mu - N_0}{N_0(N_0 + 1)} \right| \\
&\stackrel{(b)}{\leq} \left| -\frac{1 - N_1}{N_1(N_1 - 1)} - \frac{0 - N_0}{N_0(N_0 + 1)} \right| \\
&= \frac{1}{N_1} + \frac{1}{N_0 + 1} \stackrel{(c)}{\leq} \frac{1}{2} + \frac{1}{n - 1}
\end{aligned}$$

(a) Since the protected attribute of the individual was flipped from $a_j = 1$ to $a'_j = 0$ with $h(x_j) = 1$, N_0 and μ increases by one, while N_1 and λ decreases by one. (b) to upper bound the expression, μ can be lower bounded by 0, while λ can be lower bounded by 1 since $h(x_j) = 1$. (c) is a maximization over all possible datasets to find the global sensitivity.

For all four cases, the maximum l_1 difference between any two neighboring datasets have the same upper bounds. Therefore for m queries we have the global sensitivity Δ_{SP} in Theorem 4. \square

A.4.1 Differential Privacy with Absolute Statistical Parity Gap $|SP|$

Theorem 7. For absolute statistical parity gap $|SP|$, the Laplace mechanism that adds noise from $\text{Lap}(\Delta_{|SP|}/\epsilon)$ is ϵ -differential private where $\Delta_{|SP|} = \frac{m}{2}$.

Proof. To prove this, we find the l_1 -sensitivity defined in 4.2 for absolute statistical parity gap $|SP|$. We assume the disadvantaged group is less than the advantaged group, i.e., $N_0 < N_1$, and there is at least 1 individual in the disadvantaged group, $N_0 \geq 1$, in all possible datasets. A neighboring dataset is one such that the protected attribute differ by one individual. There are two possibilities to consider when flipping the protected attribute of an individual.

Case 1: An individual in the disadvantaged group, which the model predicted an unfavorable outcome, flipped to the advantaged group, i.e., j -th individual with $a_j = 0$ and $h(x_j) = 0$ becomes $a'_j = 1$ and $h(x_j) = 0$.

$$\begin{aligned}
||SP|(\mathcal{S}, h(\cdot)) - |SP|(\mathcal{S}', h(\cdot))| &\stackrel{(a)}{=} \left| \left| \frac{\lambda}{N_1} - \frac{\mu}{N_0} \right| - \left| \frac{\lambda}{N_1 + 1} - \frac{\mu}{N_0 - 1} \right| \right| \\
&\stackrel{(b)}{\leq} \left| \left| \frac{0}{N_1} - \frac{N_0 - 1}{N_0} \right| - \left| \frac{0}{N_1 + 1} - \frac{N_0 - 1}{N_0 - 1} \right| \right| = \frac{1}{N_0} \stackrel{(c)}{\leq} \frac{1}{2}
\end{aligned}$$

(a) Since the protected attribute of the individual was flipped from $a_j = 0$ to $a'_j = 1$, N_0 decreased by one and N_1 increased by one. λ, μ were not incremented because $h(x_j) = 0$. (b) To upper bound the expression, λ can be lower bounded by 0, while μ can be upper bounded by $N_0 - 1$ since $h(x_j) = 0$. (c) is a maximization over all possible datasets to find the global sensitivity. The maximum occurs at $N_0 = 2$, meaning, this dataset and the neighboring dataset with $N_0 = 1$ have the largest sensitivity.

Case 2: An individual in the disadvantaged group, with a positive predicted outcome, flipped to the advantaged group, i.e., j -th individual with $a_j = 0$ and $h(x_j) = 1$ becomes $a'_j = 1$ and $h(x_j) = 1$.

$$\begin{aligned}
||SP|(\mathcal{S}, h(\cdot)) - |SP|(\mathcal{S}', h(\cdot))| &\stackrel{(a)}{=} \left| \left| \frac{\lambda}{N_1} - \frac{\mu}{N_0} \right| - \left| \frac{\lambda + 1}{N_1 + 1} - \frac{\mu - 1}{N_0 - 1} \right| \right| \\
&\stackrel{(b)}{\leq} \left| \left| \frac{N_1}{N_1} - \frac{1}{N_0} \right| - \left| \frac{N_1 + 1}{N_1 + 1} - \frac{1 - 1}{N_0 - 1} \right| \right| = \frac{1}{N_0} \stackrel{(c)}{\leq} \frac{1}{2}
\end{aligned}$$

(a) Since the protected attribute of the individual was flipped from $a_j = 0$ to $a'_j = 1$ with $h(x_j) = 1$, N_0 and μ decreased by one, while N_1 and λ increased by one. (b) to upper bound the expression, λ can be upper bounded by N_1 , while μ can be lower bounded by 1 since $h(x_j) = 1$. (c) is a maximization over all possible datasets to find the global sensitivity.

To complete this proof, we find the l_1 -sensitivity when assume the advantaged group is less than the disadvantaged group, and there is at least 1 individual in the advantaged group, in all possible datasets, i.e., $1 \leq N_1 < N_0$. There are two other possibilities to consider when flipping the protected attribute of an individual.

Case 3: An individual in the advantaged group, which the model predicted an unfavorable outcome, flipped to the disadvantaged group, i.e., j -th individual with $a_j = 1$ and $h(x_j) = 0$ becomes $a'_j = 0$ and $h(x_j) = 0$.

$$\begin{aligned} \left\| |SP|(\mathcal{S}, h(\cdot)) - |SP|(\mathcal{S}', h(\cdot)) \right\| &\stackrel{(a)}{=} \left| \left| \frac{\lambda}{N_1} - \frac{\mu}{N_0} \right| - \left| \frac{\lambda}{N_1 - 1} - \frac{\mu}{N_0 + 1} \right| \right| \\ &\stackrel{(b)}{\leq} \left| \left| \frac{N_1 - 1}{N_1} - \frac{0}{N_0} \right| - \left| \frac{N_1 - 1}{N_1 - 1} - \frac{0}{N_0 + 1} \right| \right| = \frac{1}{N_1} \stackrel{(c)}{\leq} \frac{1}{2} \end{aligned}$$

(a) Since the protected attribute of the individual was flipped from $a_j = 1$ to $a'_j = 0$, N_0 increased by one and N_1 decreased by one. λ, μ were not incremented because $h(x_j) = 0$. (b) To upper bound the expression, μ can be lower bounded by 0, while λ can be upper bounded by $N_1 - 1$ since $h(x_j) = 0$. (c) is a maximization over all possible datasets to find the global sensitivity. The maximum occurs at $N_1 = 2$, meaning, this dataset and the neighboring dataset with $N_0 = 1$ have the largest sensitivity.

Case 4: An individual in the advantaged group, which the model predicted a favorable outcome, flipped to the disadvantaged group, i.e., j -th individual with $a_j = 1$ and $h(x_j) = 1$ becomes $a'_j = 0$ and $h(x_j) = 1$.

$$\begin{aligned} \left\| |SP|(\mathcal{S}, h(\cdot)) - |SP|(\mathcal{S}', h(\cdot)) \right\| &\stackrel{(a)}{=} \left| \left| \frac{\lambda}{N_1} - \frac{\mu}{N_0} \right| - \left| \frac{\lambda - 1}{N_1 - 1} - \frac{\mu + 1}{N_0 + 1} \right| \right| \\ &\stackrel{(b)}{\leq} \left| \left| \frac{1}{N_1} - \frac{N_0}{N_0} \right| - \left| \frac{1 - 1}{N_1 - 1} - \frac{N_0 + 1}{N_0 + 1} \right| \right| = \frac{1}{N_1} \stackrel{(c)}{\leq} \frac{1}{2} \end{aligned}$$

(a) Since the protected attribute of the individual was flipped from $a_j = 1$ to $a'_j = 0$ with $h(x_j) = 1$, N_0 and μ increased by one, while N_1 and λ decreased by one. (b) to upper bound the expression, μ can be upper bounded by N_0 , while λ can be lower bounded by 1 since $h(x_j) = 1$. (c) is a maximization over all possible datasets to find the global sensitivity. For all 4 cases, the maximum l_1 difference between any two neighboring datasets have the same upper bounds. Therefore, for m queries we have the global sensitivity $\Delta_{|SP|}$ in Theorem 7.

A.5 Maximum at Boundaries Proof

To prove the maximum of the function is always at its boundaries, it suffices to show the function is convex on that interval. We assume the function is continuous and show the double derivative is greater than zero.

$$\begin{aligned} &\max_{k=0,1,\dots,N_0-2} e^{-k\beta} \left(\frac{m}{N_1 + k + 1} + \frac{m}{N_0 - k} \right) \\ \frac{d^2}{dk^2} e^{-k\beta} \left(\frac{m}{N_1 + k + 1} + \frac{m}{N_0 - k} \right) &= \beta^2 e^{-k\beta} \left(\frac{m}{N_1 + k + 1} + \frac{m}{N_0 - k} \right) \\ &\quad + e^{-k\beta} \left(\frac{2m}{(N_1 + k + 1)^3} + \frac{2m}{(N_0 - k)^3} \right) \\ &\quad + 2\beta e^{-k\beta} \left(\frac{m}{(N_1 + k + 1)^2} - \frac{m}{(N_0 - k)^2} \right) \stackrel{(a)}{>} 0 \end{aligned}$$

(a) Since $m, \beta, N_0, N_1 > 0$, and $N_0 < N_1$ with $k = 0, 1, \dots, N_0 - 2$, we have $(N_0 - k)^2 < (N_1 + k + 1)^2$. Thus, all three sum terms are greater than zero proving strict convexity. Maximum of a strictly convex function is always found at one of the extreme points of its set $k = \{0, N_0 - 2\}$.

$$\max \left(\frac{m}{N_1 + 1} + \frac{m}{N_0}, e^{-(N_0 - 2)\beta} \left(\frac{m}{n - 1} + \frac{m}{2} \right) \right)$$

□

A.6 β -Smooth Sensitivity of Absolute Statistical Parity

We find β -smooth sensitivity defined in 4.3 of absolute statistical parity gap SP . The equalities (a)-(c) hold for the same reason as the proof of Theorem 5.

$$\begin{aligned} \Delta S_{|SP|, \beta}(\mathcal{S}) &= \max_{\bar{\mathcal{S}} \in \mathcal{D}} \left(\Delta L S_{|SP|}(\bar{\mathcal{S}}) \cdot e^{-\beta d(\mathcal{S}, \bar{\mathcal{S}})} \right) \\ &\stackrel{(a)}{=} \max_{k=0, 1, \dots, N_0 - 2} e^{-k\beta} \left(\max_{\bar{\mathcal{S}}: d(\mathcal{S}, \bar{\mathcal{S}}) = k} \Delta L S_{SP}(\bar{\mathcal{S}}) \right) \\ &\stackrel{(b)}{=} \max_{k=0, 1, \dots, N_0 - 2} e^{-k\beta} \left(\frac{m}{N_0 - k} \right) \\ &\stackrel{(c)}{=} \max \left(\frac{m}{N_0}, \frac{m e^{-(N_0 - 2)\beta}}{2} \right) \end{aligned}$$

(a) is a re-expression of the smooth sensitivity in terms of the sensitivity of SP at distance k [20, Def 3.1]. (b) the local sensitivity of SP is maximized at distance k when k individuals from the disadvantaged group are moved to the advantaged group. (c) the maximum of this function occurs at the boundaries $k = \{0, N_0 - 2\}$ (see Appendix A.5).

A.7 Additional Experimental Results

In this section, we provide more experiments results to validate our theoretical findings.

Performance metrics

1. Average error in answering the statistical parity query (Avg. SP Err)
2. Accuracy of correctly recovering (essentially leaking) the protected attribute balanced across both races (Leakage, formally defined in Definition 5.1)
3. Number of correctly recovered protected attributes $N_A + N_B$.

Experiments with Adult dataset: The Adult dataset has 14 attributes for 48842 loan applicants. The classification task is to predict whether an individual's income is more or less than 50K [62]. The feature "race" is chosen as the protected attribute, excluding it from training and only used for statistical parity evaluation. We restrict ourselves to only White and Black (binary) with the latter being relatively sparse (10.4%). We compare Attribute-Conceal with a naive differential privacy technique, Laplace mechanism. We experiment with different test sizes $n = 100, 1000$ and show our results in Figure 1 and Table 1.

Given an input, our base model $h_0(\cdot)$ outputs a probability value between 0 and 1. For the other m models, we add a small noise sampled from Uniform($-0.1, 0.1$) distribution to each output of the base model. We observe that the accuracy of the other models are quite close to the original. We created 40 models from the base model: they had a mean accuracy of 86.23% and SD of 0.2583.

Interestingly, our experiments demonstrate that with uniform noise, we can still recover the protected attributes with far fewer models than the full rank case. As shown in Figure 1, we are able to recover all the protected attributes using $m = 40$ models. Notice that, this is roughly $\mathcal{O}(N_0 \log(n/N_0))$.

Our recovery of protected attributes is based on the values of the \bar{s} vector in Algorithm 2. Ideally, it should be 0 if $a_j = 1$ and $1/N_1 + 1/N_0$ if $a_j = 0$. In our practical implementation, the compressed sensing solution is not always exact but still good enough to infer the protected attribute. Due to this, we use a threshold between 0 and $1/N_1 + 1/N_0$ to identify the protected attribute.

Experiments with synthetic data: We perform simulations on synthetic data to observe the trade-off between Avg. SP Err and Leakage over a broader range of parameters (privacy parameter ϵ , sparsity N_0 and test size n). In Figure 2, we show this trade-off with Attribute-Conceal for test size $n = 100, 1000$, and 10000 . Each point represents an $\epsilon \in [10, 500]$ averaged over 50 runs. We show results for varying sparsity N_0 and $m = \mathcal{O}(N_0 \log n/N_0)$. Table 2 and Table 3 provides additional experimental results highlighting the Avg. SP err and Leakage for test size $n = 1000$ and $n = 10000$ for different sparsity N_0 , model number m , and privacy parameter ϵ .

N_0	$n = 1000 \quad \epsilon = 100$				N_0	$n = 10000 \quad \epsilon = 100$	
	Avg. SP err ($\times 10^{-3}$)		Leakage (%)			Avg. SP err ($\times 10^{-3}$)	Leakage (%)
	$m = 500$	$m = 900$	$m = 500$	$m = 900$		$m = 1000$	$m = 1000$
10	128.8	191.4	65	64	50	96.9	64
50	90.8	156.3	67	61	100	76.9	61
100	87.4	102.9	62	55	500	38.3	59
200	51.9	96.7	62	47	1000	26.9	59
300	38.9	59.9	48	47	3000	12.8	55
400	41.6	54.5	47	45	5000	9.9	48

Table 2: Additional Experimental Results on Synthetic data: Avg. SP err and Leakage for test dataset size $n = 1000$ and $n = 10000$ for Attribute-Conceal varying test dataset sparsity and model number m with $\epsilon = 100$.

ϵ	$n = 1000$				$n = 10000$			
	Avg. SP err ($\times 10^{-3}$)		Leakage (%)		Avg. SP err ($\times 10^{-3}$)		Leakage (%)	
	$N_0 = 10$	$N_0 = 10^2$	$N_0 = 10$	$N_0 = 10^2$	$N_0 = 10^2$	$N_0 = 10^3$	$N_0 = 10^2$	$N_0 = 10^3$
10	929	838	49	51	832.3	678.4	51	50
50	149.3	44.8	65	55	46.5	85.3	55	52
100	83	30.5	71	56	33.1	47.4	55	53
500	26.6	9.7	75	53	31	13.6	57	56

Table 3: Additional Experimental Results on Synthetic data: Avg. SP err and Leakage for test size $n = 1000$ and $n = 1000$ for Attribute-Conceal varying N_0 and privacy parameter ϵ .

In Figure 3, We choose $n = 1000$. To satisfy the conditions for compressed sensing in Theorem 2, we use $N_1 = 990$, $N_0 = 10$ and $m = 60$ models. We set the m models to be random binary predictors, resulting in a random binary matrix \mathbf{H} that meets the RIP requirement. We plot the recovered \bar{s} vector and the statistical parity queries after Attribute-Conceal.

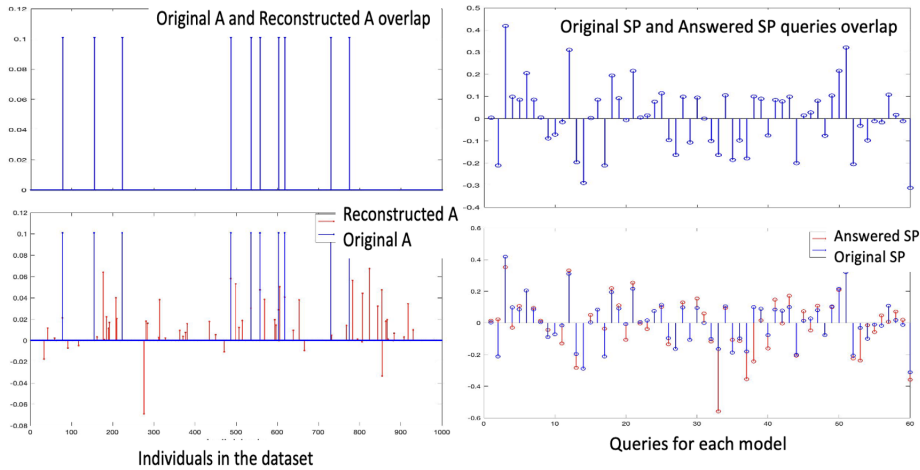


Figure 3: (Left) The original and reconstructed \bar{s} vector with and without adding noise to the queries. Adding noise entirely distorts the reconstruction making it difficult to recover the protected attributes. (Right) The original and answered statistical parity gap (SP) queries are shown with an average error of 0.0601 under $\epsilon = 100$.

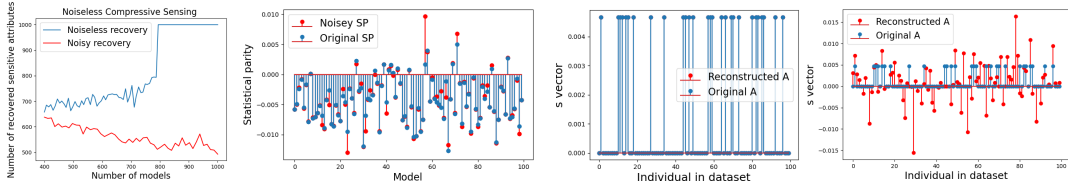


Figure 4: (a) Number of recovered protected attributes as a function of number of models with and without Attribute-Conceal ($\epsilon = 1000$). Perfect recovery can be achieved by using 800 or more models for noiseless case. (b) The original and answered statistical parity (SP) queries for $m = 800$ models under $\epsilon = 1000$ with an average error of 4.78×10^{-4} . (c) Recovered \bar{s} vector used to infer the protected attribute A for $m = 800$. There is an overlap between original and recovered \bar{s} vector. (d) The original and reconstructed \bar{s} vector with Attribute-Conceal, $\epsilon = 1000$. (First 100 individuals and models are shown for clarity)

Experiments with German Credit dataset: The German credit dataset has 20 attributes for 1000 loan applicants. The classification target is whether an individual has a Good or Bad credit risk [21]. The protected attribute gender is excluded from training and only used for statistical parity evaluation. In the case the whole dataset is used for fairness evaluation, we have $N_1 = 690$ and $N_0 = 310$. We train a base model $h_0(\cdot)$ for classification. Our model achieved a reasonable accuracy of 73.70%. For the other m models, we add a small noise sampled from $\text{Uniform}(-0.1, 0.1)$ distribution to each output of the base model. They had a mean accuracy of 73.44% and standard deviation of 0.3942.

ϵ	Avg. SP err ($\times 10^{-3}$)		No of recovered protected attribute	
	$m = 800$	$m = 1000$	$m = 800$	$m = 1000$
10	133.7	112.9	558	492
100	6.1	6.3	557	500
1000	0.5	0.7	657	516

Table 4: Avg. SP err and No. of recovered protected attribute for different values of ϵ and m .

Remark 4. We note that it is unreasonable to expect that no protected attribute would be recovered correctly. This is because even if one tries to guess the protected attributes based on a random coin flip, they will accurately recover at least some protected attributes. The goal of privacy is to rather ensure that the protected attribute of no targeted individual is leaked with certainty. We are therefore interested in privatizing the protected attributes so that the performance is not better than random guessing, i.e., getting 50% recovery accuracy.

To demonstrate the effectiveness Attribute-Conceal in protecting the protected attribute, we use the mechanism in Theorem 5 to achieve ϵ -DP (see Algorithm 3). Figure 4 (a) shows the number of protected attributes recovered using CS when noise is added to the statistical parity queries. Unlike the noiseless case, recovery is no longer possible even with more models. In Figure 4 (b) and (d), we plot the recovered \bar{s} vector and the answered statistical parity gap queries with $\epsilon = 1000$. We experiment with different values of ϵ to study the trade-off between average statistical parity query error and recovery performance. Our results are summarized in Table 4. By increasing ϵ , there is a decrease in the average SP query error without a significant increase in number of protected attributes recovered. We show this for $m = 800$ and $m = 1000$ models. The model developers generally do not have control over the size of the advantaged or disadvantaged group. This dataset has a 70 : 30 male to female ratio. Despite the fact that N_0 is not substantially less than N_1 , and our sensing matrix is uniformly distributed, full recovery of protected attributes needed fewer models.