

Latent Prompt Tuning for Text Summarization

Yubo Zhang^{1*}, Xingxing Zhang², Xun Wang², Si-qing Chen² and Furu Wei²

¹Department of Computing, The Hong Kong Polytechnic University

²Microsoft

¹yubo.zhang@connect.polyu.hk

²{xizhang, xunwang, sqchen, fuwei}@microsoft.com

Abstract

Prompts with different control signals (e.g., length, keywords, etc.) can be used to control text summarization. When control signals are available, they can control the properties of generated summaries and potentially improve summarization quality (since more information are given). Unfortunately, control signals are not already available during inference time. In this paper, we propose LOTUS (shorthand for **Latent PrOmpT Tuning for Summarization**), which is a *single* model that can be applied in both “controlled” and “uncontrolled” (without control signals) modes. During training, LOTUS learns latent prompt representations from prompts with gold control signals using a contrastive learning objective. Experiments show LOTUS in uncontrolled mode consistently improves upon strong (uncontrollable) summarization models across four different summarization datasets. We also demonstrate generated summaries can be controlled using prompts with user specified control tokens.

1 Introduction

Abstractive summarization models aim to automatically paraphrase a longer document into a shorter version (i.e., a summary), and the generated summary is likely to contain new phrases and sentences that may not appear in the source article. The task of text summarization can greatly help people to seek information you need in a faster manner. Sometimes, a general purpose summary for a document is not sufficient, since users may prefer summaries containing certain keywords or summaries with length constraints. Controllable text summarization (Fan et al., 2017) is a sub-field in text summarization, which focuses on enabling summarization models to generate summaries controlled by user-specific requirements. Controllable

summarization seems to be a good supplement for general purpose summarization.

Typical controllable models (Fan et al., 2017; He et al., 2020) prepend control tokens (e.g., length of the target summary and keywords) to the beginning of its input document during training time. These control signals (tokens) can be obtained from a regular summarization dataset (without explicit control signal annotations). During test time, any valid control signal can be used as input. Generated text can be manipulated with different input control signals. These control signals essentially define the property of the desired text. During training time they can be also viewed as *hints* for the output summary. For example, during training, the control signal *length 80* informs the model to predict EOS (end of sentence) token at around the 80th word, which intuitively makes the generation task easier. Therefore, it is possible to use a model with control signals (more information regarding the gold text) to help a model without them. On the other hand, controllable model are trained with control signals, but it is still possible during test time no control signals are available. For example, when users do not know which query to use, but they are still interested to have a summary for a document.

Clearly, controlled and uncontrolled summarization models have their own advantages. So *can we have a model that can do them all? Can controllable and uncontrollable models help each other?*

In this paper, we propose LOTUS (shorthand for **Latent PrOmpT Tuning for Summarization**), which is a *single* model that can be applied in both “controlled” and “uncontrolled” modes. We achieve controllable summarization through prompts. During training time, the uncontrolled model learns a *latent prompt* from the controlled model using a contrastive learning objective. During test time, we can use different prompts to do controllable and uncontrollable generation. We conducted both experiments in both uncontrolled and controlled

*Work done during Yubo Zhang’s internship at Microsoft Research Asia.

modes. Experiments on CNN/DailyMail, XSum, Gigaword, and New York Times show LOTUS in uncontrolled mode consistently improves upon strong (uncontrollable) models. We also demonstrate that in controlled mode, generated summaries from LOTUS can be controlled using prompts with user-specified control signals.

2 Related Work

Large pre-trained Seq2Seq models can be used to generate high-quality summaries (Radford et al., 2019; Lewis et al., 2019; Zhang et al., 2020; Raffel et al., 2020). But most of them are focusing on summarization with general purpose, and do not allow models to generate summaries controlled by user-specific requirements. As a sub-field in text summarization, controllable summarization (Fan et al., 2017) aims to enable models to generate summaries controlled by user-specific requirements. For example, some previous length control methods (Rush et al., 2015; Kikuchi et al., 2016; Bian et al., 2019) can allow users to set their preferred summary length. Their controllable methods are focusing on the model decoding phase. For example, Rush et al. (2015) stops the model decoding at a specified length by informing the model to generate an EOS token (i.e., via assigning $-\infty$ scores to other vocabulary tokens).

In addition to length control, Fan et al. (2017) later proposed prepending control tokens (e.g., length of the target summary and entities) to the beginning of its input document can hint Seq2Seq model to generate summaries based on these control tokens. These control signals (tokens) can be obtained from the ground-truth summaries or specified by users. He et al. (2020) then propose CTRLSum that considers keywords as a kind of control signal, and keywords extraction is based on reference summaries during CTRLSum training. During CTRLSum inference, its keywords extraction is based on an additional BERT-based keywords extraction model that can extract keywords when the reference summaries are unavailable. Xu and Lapata (2022) models query-focused summarization (QFS) and general purpose summarization using a single model, which is similar to our method in the sense that our model can do controllable and uncontrollable summarization in single model. However, QFS is different from controllable summarization and our joint modeling, which are based on prompting and contrastive learning, does not introduce any

additional model parameters.

Some approaches focused on modifying the training objectives to be conditioned on the control signals. Earle et al. (2021) formulate the controllable generation as a reinforcement learning task by adding an additional reward if model’s generation (i.e., action) can meet control signals. Recently, there are other methods such as Carlsson et al. (2022) and Liu et al. (2022) that extend the model’s pre-training objectives to incorporate control ability. For example, Liu et al. (2022) uses a length-aware attention mechanism to select samples with similar lengths based on the length control signal, which ability can be transferred to the downstream tasks.

3 Neural Abstractive Summarizer

Abstractive summarization aims to generate a short summary given a document, which can be viewed as a typical sequence-to-sequence learning problem (the input document and the output summary are two sequences of tokens). Given a document $X = (x_1, x_2, \dots, x_{|X|})$ and its gold summary $Y = (y_1, y_2, \dots, y_{|Y|})$, the training objective is to estimate the following conditional probability using a Transformer encoder-decoder model (Vaswani et al., 2017):

$$p(Y | X; \theta) = \prod_{t=1}^{|Y|} p(y_t | y_{<t}, X; \theta) \quad (1)$$

where θ is the model parameter and $y_{<t}$ denotes all tokens before position t (i.e., $(y_1, y_2, \dots, y_{t-1})$).

The Seq2Seq Transformer model can be trained by minimizing the negative log-likelihood (NLL) of gold document-summary pairs:

$$\mathcal{L}^{\text{NLL}}(\theta) = -\frac{1}{|Y|} \log p(Y | X; \theta) \quad (2)$$

where $|Y|$ is the number of tokens in summary Y .

4 Latent Prompt Tuning

In this section, we introduce our model LOTUS, which is a model can be used in both controllable and uncontrollable modes. Control signals (e.g., length of generated summaries, named entities that appears in summaries) are usually available during model training phase and are likely to help uncontrollable generation (since more information

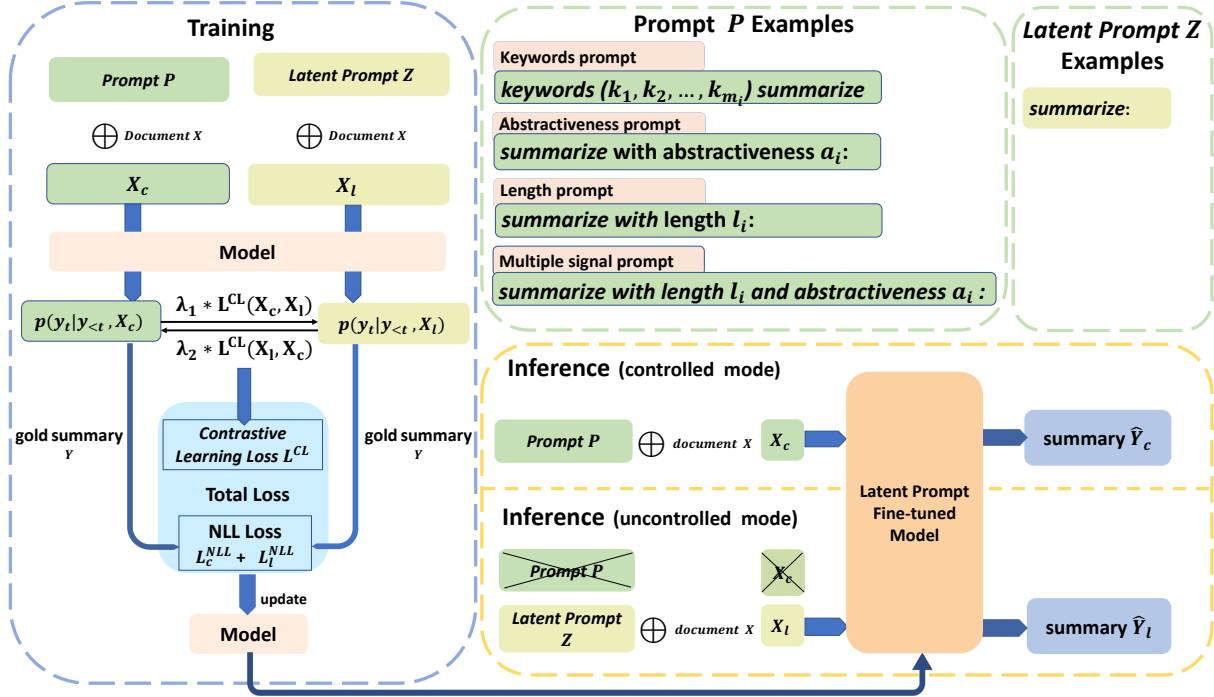


Figure 1: Overview of LOTUS. Left is the training phase of LOTUS. Examples of “Prompt” and “Latent Prompt” are shown in the upper right. Bottom right illustrates LOTUS inference for both controlled and uncontrolled modes.

for summaries are given). We first introduce controllable generation and then introduce how controllable model can be used to help uncontrollable generation with a contrastive learning objective.

4.1 Controllable Text Summarization

As demonstrated by GPT-3 (Brown et al., 2020) and T5 (Raffel et al., 2020), controllable text generation can be achieved through prompting. For example, to control lengths of the generation summaries, we can prepend the prompt “summarize with length 30:” to the input document X . After training, we can generate a summary Y with a length of around 30 tokens. We can still use the Seq2Seq Transformer model described in Section 3 to implement controllable text summarization, but the training examples need to be transformed as follows. Let (X_i, Y_i) denote a document-summary pair in a summarization dataset \mathcal{D} . After transformation, the example becomes $(P_i \oplus X_i, Y_i)$ and the resulting dataset is denoted as \mathcal{D}^P , where \oplus indicates concatenation and P_i is a text prompt for document X_i . We then train a Transformer model on \mathcal{D}^P using the NLL objective (Equation 2) and the model can do controllable generation. In the following, we describe how different prompt P_i is constructed to achieve control of summary

generation.

Length Given a document, usually the length of the generated summary from a summarization model is fixed, which may be different from what users expected. We therefore propose to prepend the prompt “summarize with length l_i :” to a document X_i in order to control its summary length, where l_i is the *gold* number of tokens in the summary Y_i during training, while during inference l_i is given as a control signal. Summaries with a specific length (e.g., 98) in the training dataset may be very sparse. Therefore, we use length bins of size 5 instead of the original lengths to group summaries of similar lengths. For example, $l_i = 5$ means the length of the summary is between 5 and 10 tokens.

Abtractiveness Abtractiveness measures the n gram overlap between a summary and its original document. Specifically, the more n grams are copied from the document, the less abtractive a summary is. The prompt “summarize with abtractiveness a_i :” is used to control abtractiveness, where $a_i \in [0, 100]$ is the abtractiveness. In this paper, we measure abtractiveness a_i using the extractive oracle ROUGE scores (Lin, 2004) between a summary Y_i and its document X_i

(Nallapati et al., 2017). The extractive oracle (i.e., a couple of sentences in X_i) is obtained by greedily selecting the sentence in X_i that can maximize the ROUGE score w.r.t. the summary Y_i until there is no improvement in ROUGE. Let $Oracle(X_i, Y_i)$ denote the extractive oracle ROUGE score, we set $a_i = 100 * (1 - Oracle(X_i, Y_i))$. Similar to the length control signal, we use bins of size 5 for a_i to cope with sparsity.

Number of Sentences Controlling the number of sentences in summaries is also useful for users, since sometimes specifying the number of tokens as in *length control* is too difficult for users. The prompt “summarize with n_i sentences:” is used for controlling lengths of summaries in number of sentences n_i . Note that similar to length l_i , gold abstractiveness a_i and number of sentences n_i are given during training and during testing, a_i and n_i are given by users, which can basically be any value appearing in training data. Also note that all control signals above are *numbers* and in the following we introduce the control signals that are *words*.

Keywords Apart from numbers, keywords control can be used to express more general user intents. We use the prompt “keywords (k_1, k_2, \dots, k_{m_i}) summarize:” to generate summaries related to keywords k_1, k_2, \dots, k_{m_i} . For example, in an article describing a basketball game between Orlando Magic and Houston Rockets, “keywords (Wood blocks) summarize:” can be used to guide the model to produce a summary regarding the block performance of Christian Wood.

Following He et al. (2020), we obtain the *gold* keywords for model training as follows. We first obtain the extractive oracle sentences using the greedy selection method in Nallapati et al. (2017) (similar to the *Abstractiveness* control). Then we extract the longest sub-sequences between the gold summary and the extractive oracle sentences obtained earlier, which are the candidate keywords. The gold keywords are these candidates after filtering (i.e., removing stop words and duplicates). The input keywords during test time can be any words (relating to the original documents). Note that in theory, keywords that are not related to the original document can also be used as input, but the output summary might be meaningless.

Entities Similar to keywords, we can also do *entity-centered* generation using the following prompt:

summarize with entities
 $ET_1(e_{1,1}, e_{1,2}, \dots) ET_2(e_{2,1}, e_{2,2}, \dots) \dots$

where ET_i is an entity type (i.e., Location, Organization, Person, etc) and $e_{i,j}$ is an entity of type ET_i . For instance, we can use the prompt summarize with entities ORG (Lufthansa) PERSON (Andreas Lubitz) to generate summaries on Lufthansa and Andreas Lubitz.

We use entities appeared in summaries as *gold* entities for training. These entities are extracted using an off-the-shelf named entity recognition toolkit (i.e., spaCy (Honnibal and Montani, 2017)). During test time, any named entity in the input document can be used.

4.2 Latent Prompt for Summarization

Models	CNNNDM ROUGE-1/2/L
Uncontrollable Models	
BART	44.62/21.55/41.36
Controllable Models	
LENGTH	45.71/22.13/42.23
ABSTRACTIVENESS	44.99/21.89/41.86
NUMBER OF SENTENCES	44.47/21.51/41.19
KEYWORDS	57.32/33.53/53.76
ENTITIES	56.01/32.42/52.49

Table 1: Results of Controllable Models with oracle control signals on CNNNDM. All models are initialized from BART.

We can achieve *length, abstractiveness, number of sentences, keywords* and *entities* control using prompts and the training methods described in Section 4.1. However, (gold) control signals may not be available during test time and then the controllable model falls back to an uncontrollable model. We observed in experiments that with gold control signals controllable models achieve much better summarization results compared to their uncontrollable counterparts (see Table 1). This is not surprising since more information of the gold summaries (e.g., length, entities) are given. Therefore, we propose to learn from a controllable model during training phase, so that the control information can be injected into the latent space of the uncontrollable model.

Latent Prompt Inspired by GPT-3 (Brown et al., 2020), we use different prompts to distinguish con-

trollable and uncontrollable models (while they share the same model parameters). We use the prompt $Z = \text{summarize:}$ for uncontrollable model. We call Z the *latent prompt*, because it does not contain any control signals but it learns the control signals in the latent space from the controllable model during training.

Let $X = (x_1, x_2, \dots, x_{|X|})$ denote a document and its gold summary $Y = (y_1, y_2, \dots, y_{|Y|})$. Let P denote the prompt for a controllable summarization model (see more details of $P = (q_1, q_2, \dots, q_{|P|})$ in Section 4.1) and $Z = (z_1, z_2, \dots, z_{|Z|})$ the latent prompt for an uncontrollable model. As shown in Figure 1, after prepending these two prompts above to the original document X , we obtain transformed documents $X_c = P \oplus X$ and $X_l = Z \oplus X$, where \oplus means concatenation.

Then we use a Transformer model parameterized by θ to take transformed documents X_c and X_l as input and probability distributions for generation the next token $p(y_t|y_{<t}, X_c; \theta)$ and $p(y_t|y_{<t}, X_l; \theta)$ are obtained (also see Equation 1). We intend to let the uncontrollable model to learn from the distribution of the controllable model using a contrastive learning loss (for brevity we omit θ in probabilities):

$$\begin{aligned} \mathcal{L}^{\text{CL}}(X_c, X_l) &= \sum_{t=1}^{|Y|} D_{\text{KL}}(\text{SG}(p(y_t|y_{<t}, X_c)) || p(y_t|y_{<t}, X_l)) \end{aligned} \quad (3)$$

where D_{KL} stands for the Kullback–Leibler divergence and SG is the stop gradient operation. We use the stop gradient operation to prevent our model from trivial solutions (Xie et al., 2020).

Also note that the controllable model may overfit to its prompt P since it may contain too much information of the gold summary Y . Therefore, we propose another loss to let the controllable learn from the uncontrollable model as follows:

$$\begin{aligned} \mathcal{L}^{\text{CL}}(X_l, X_c) &= \sum_{t=1}^{|Y|} D_{\text{KL}}(\text{SG}(p(y_t|y_{<t}, X_l)) || p(y_t|y_{<t}, X_c)) \end{aligned} \quad (4)$$

Apart from the contrastive based losses described above, the controllable and uncontrollable models also need to learn from the gold summaries using the negative log-likelihood (NLL) losses

(also see Equation 2).

$$\mathcal{L}_c^{\text{NLL}}(\theta) = -\frac{1}{|Y|} \log p(Y | X_c; \theta) \quad (5)$$

$$\mathcal{L}_l^{\text{NLL}}(\theta) = -\frac{1}{|Y|} \log p(Y | X_l; \theta) \quad (6)$$

Then the final loss is the weighted sum of the four losses as follows:

$$\begin{aligned} \mathcal{L} &= \mathcal{L}_c^{\text{NLL}}(\theta) + \mathcal{L}_l^{\text{NLL}}(\theta) \\ &+ \lambda_1 \mathcal{L}^{\text{CL}}(X_c, X_l) + \lambda_2 \mathcal{L}^{\text{CL}}(X_l, X_c) \end{aligned} \quad (7)$$

where λ_1 and λ_2 are regularization weights.

Training with Multiple Control Signals The above process illustrates the training of LOTUS under a single control signal with control prompt P and latent prompt Z . LOTUS can also be trained with multiple control signals (e.g., *length* and *keywords*). Supposing we have N control signals and their control prompts are $P^{(1)}, P^{(2)}, \dots, P^{(N)}$. During training time, we compute training loss for all prompts. Therefore, the loss for multiple control signals becomes:

$$\begin{aligned} \mathcal{L} &= \sum_{k=1}^N \mathcal{L}_{c_k}^{\text{NLL}}(\theta) + \mathcal{L}_l^{\text{NLL}}(\theta) \\ &+ \lambda_1 \sum_{k=1}^N \mathcal{L}^{\text{CL}}(X_{c_k}, X_l) + \lambda_2 \sum_{k=1}^N \mathcal{L}^{\text{CL}}(X_l, X_{c_k}) \end{aligned} \quad (8)$$

5 Experiments

5.1 Datasets

Our experiments are carried out on four popular summarization datasets i.e., CNN/DailyMail (CNNDM; Nallapati et al. 2016), XSum (Narayan et al., 2018), Gigaword (Napoles et al., 2012) and New York Times (NYT; Sandhaus 2008). The remainder of this section introduces the four datasets, and their statistics about control signals are available in Appendix A.

CNNDM CNNDM contains online news articles paired with reference summaries (associated highlights) from the CNN and DailyMail websites. Following the pre-processing steps introduced in See et al. (2017), 287,227 document-summary pairs for training, 13,368 for validation and 11,490 for test are obtained.

XSum XSum aims to create a short (one-sentence) professionally written summary for a given article (Narayan et al., 2018). The articles are collected from BBC online and the summaries are extremely abstractive. The numbers of training, validation and test examples are 204,045, 11,332 and 11,334.

Gigaword Gigaword is a large corpus of formally edited and annotated English news documents. Given a document, the abstractive headline is used as the summary of its first sentence. We follow the same pre-processing steps in Rush et al. (2015) and we obtain 3,803,957 sentence-pairs for training, 189,651 for validation and for 1,951 test.

NYT The NYT dataset consists of articles published by the New York Times, with summaries written by library scientists. We follow the pre-processing procedures in Durrett et al. (2016) and Liu and Lapata (2019). There are 38,264 articles for training; 4,002 articles for validation; and 3,421 articles for test in the resulting dataset.

5.2 Implementation Details

We adopt BART Large (Lewis et al., 2019) as our base model. All models are optimized with Adam (Kingma and Ba, 2014) with $\beta_1 = 0.9$, $\beta_2 = 0.999$. Weight decay is set to 0.01. Learning rates are selected based the validation sets. We use warmup steps 500 across all datasets and LOTUS is trained for 20,000/20,000/10,000/6,000 total steps for CNNDM, XSum, Gigaword and NYT, respectively (5 to 10 epochs).

The contrastive loss weights of LOTUS (see Equation 7 and 8) are tuned on validation sets by setting both λ_1 and λ_2 to 1 (i.e., $\lambda_1 = \lambda_2 = 1$) or one of them is 1 and the other is 0 (i.e., $\lambda_1 = 1$, $\lambda_2 = 0$ or $\lambda_1 = 0$, $\lambda_2 = 1$). We use spaCy (Honni-bal and Montani, 2017) for sentence segmentation and named entity recognition to obtain oracle number of sentences and entity control signals. Oracle keywords control signals are obtained using the greedy keywords extraction implementation in He et al. (2020)¹.

5.3 Results of Uncontrolled Generation

In this section, we use ROUGE (Lin, 2004) scores (computed with the perl ROUGE-1.5.5.pl script) to assess the qualities of models in comparison. On CNNDM, XSum and Gigaword, full-length F1

Models	CNNDM ROUGE-1/2/L
Baselines	
BART	44.62/21.55/41.36
LOTUS	
LOTUS-KWS	45.22/22.09/41.89
LOTUS-ENT	45.23/22.02/41.93
LOTUS-ABS	45.17/21.97/41.89
LOTUS-# SENT	45.16/21.97/41.86
LOTUS-LEN	45.15/21.93/41.83

Table 2: Uncontrol results of LOTUS with single control signal on CNNDM

ROUGE 1/2/L are employed, while on NYT, we report limited-length recall based ROUGE 1/2/L following Durrett et al. (2016), where model outputs are truncated by their gold summary lengths.

As described in Section 4, control signals are not always available during test time, we present results of uncontrolled mode in the following. We first carry out experiments on CNNDM to answer *whether the proposed control signals can help uncontrollable generation?* (see Section 4.1 for details of different control signals). We compare our model LOTUS with BART, since LOTUS is also based on BART, but trained with a different objective. As shown in Table 2, all control signals (i.e., *keywords, entities, abstractiveness, number of sentences and length*) can help improve uncontrolled results upon BART. It indicates that summarization model with latent prompt can indeed learn from model with control signals, which generates summaries of better quality when control signals are given. Note that LOTUS-LEN-ABS use the prompt “summarize with length l_i and abstractiveness a_i :”. Since LOTUS-KWS preforms best among non-numerical prompt based models and LOTUS-LEN-ABS performs best among numerical prompt based model. We therefore report results of these two settings on other datasets. Additionally, we also report results of LOTUS-ALL to demonstrate that LOTUS is capable of learning from multiple control signals (i.e., Length, Abstractiveness, Number of Sentences, Keywords, Entities) during training (see the objective in Equation 8).

Our main uncontrolled results are summarized in Table 3. We compare our method against pre-trained sequence to sequence Transformer models or pretrained encoder models tailed for text generation, which are T5 (Raffel et al., 2020), PEGASUS (Zhang et al., 2020), BART (Lewis et al.,

¹<https://github.com/salesforce/ctrl-sum>

Model/Dataset	CNNNDM ROUGE-1/2/L	XSum ROUGE-1/2/L	Gigaword ROUGE-1/2/L	NYT ROUGE-1/2/L
BERTSUM (Liu et al., 2020)	42.13/19.60/39.18	38.81/16.50/31.27	–	49.02/31.02/45.55
T5 (Raffel et al., 2020)	43.52/21.55/40.69	–	–	–
PEGASUS (Zhang et al., 2020)	44.17/21.47/41.11	47.21/24.56/39.25	–	–
BART (Lewis et al., 2019)	44.16/21.28/40.90	45.14/22.27/37.25	39.29/20.09/35.65	–
BART (ours)	44.62/21.55/41.36	45.47/22.32/37.01	39.12/20.06/36.37	55.56/36.58/51.17
CTRLSUM (He et al., 2020)	45.65/22.35/42.50	–	–	–
LOTUS				
LOTUS-KWS	45.31/22.10/41.97	45.90/22.66/37.35	39.43/20.40/36.66	57.73/38.24/53.15
LOTUS-LEN+ABS	45.19/22.02/41.86	45.84/22.56/37.28	39.48/20.52/36.77	57.67/38.02/53.10
LOTUS-ALL	45.21/22.01/41.90	45.85/22.52/37.31	39.33/20.28/36.46	57.70/38.06/52.92

Table 3: Uncontrol results on four datasets. BART (ours) are our implementation of BART. F1 based ROUGE are reported except for NYT, where limited-length recall based ROUGE is used following Durrett et al. (2016).

2019) and BERTSUM (Liu et al., 2020). We also compare our model with the uncontrollable results of CTRLsum (He et al., 2020), which firstly extract keywords from a document using a BERT-based (Devlin et al., 2019) tagging model and then feed these obtained keywords to a generation model to generate its final summary. By learning from keywords control signals, LOTUS-KWS performs best across three different datasets (i.e., CNNNDM, XSum and NYT), which is not surprising since keywords are more expressive than numerical control signals. We also observe in Table 1 that with golden keywords, LOTUS-KWS obtained much higher ROUGE scores than its numerical control signal based counterparts. Perhaps not surprisingly, LOTUS-LEN+ABS performs better than LOTUS-KWS on Gigaword since source articles of Gigaword are extremely short and cannot contain enough keywords. LOTUS-ALL attempts to model all control signals in a single model, which may “waste” too much of its modeling power on controllable generation. As a result, it also performs worse than LOTUS-KWS. LOTUS-KWS outperforms all models in comparison except for CTRLsum on CNNNDM, where our model is slightly worse. Note that CTRLsum is a two stage model, which includes a BERT-based keywords extraction model in addition to its BART based generation model. It is slower than our model and contains more trainable parameters (730M vs 400M). Besides, the keywords model in CTRLsum also leverage thresholds on sentence level and word level, which increases the complexity of implementation and tuning.

5.4 Results of Controllable Generation

When control signals are available, LOTUS can generate text relating to the control signals using prompts we defined in Section 4.1. we first present

results on non-numerical control signals (*keywords* and *entities*) and then results on numerical signals (*length*, *abstractiveness* and *number of sentences*). All results are on the CNNNDM test set.

Keywords and Entity Control We use the recall of input control keywords or entities to evaluate control abilities of models in comparison. The input control keywords and entities are obtained as follows. We can obtain all oracle keywords and entities from an article (see Section 4.1). During test time, however, it is not possible for users to provide all keywords or all entities. Therefore, we randomly sample some keywords and entities to simulate user intents². Apart from the control capability, we also care about the quality of generated summaries and we therefore also reported the ROUGE-2 score of each model. We compared two of LOTUS variants (LOTUS-ALL and LOTUS-KWS/LOTUS-ENT) against CTRLsum³ (He et al., 2020) and CTRLcode (Fan et al., 2017), which prepends control tokens to the beginning of its input document. The original CTRLcode is implemented based on CNNs and for fair comparison we re-implemented it using BART (the same backbone as LOTUS and CTRLsum).

Model	Recall	ROUGE-2
CTRLsum	0.38	23.12
CTRLcode	0.51	25.09
LOTUS-KWS	0.48	25.98
LOTUS-ALL	0.44	25.16

Table 4: Keywords control results on CNNNDM test set.

Results of keywords control are reported in Ta-

²We first sample the number of keywords n ($n \in [1, 5]$) and then n items from the oracle keywords are sampled.

³Available at <https://github.com/salesforce/ctrl-sum>

ble 4. LOTUS-KWS performs much better than CTRLsum and slightly worse than CTRLcode in control ability (see the Recall column). However, LOTUS-KWS generates summaries with the highest quality (see the ROUGE-2 column) among all models, which indicates our model makes a good trade-off between control ability and summary quality. Perhaps not surprisingly, LOTUS-ALL, which accepts all sorts of control signals, does not perform well compared to models trained specifically for keywords control. Results of entity control are reported in Table 5, LOTUS-ENT even performs best in control ability and outperforms CTRLsum and CTRLcode in summary quality. LOTUS-ALL performs best in summary quality but still worse than LOTUS-ENT and CTRLcode in control ability. Also note that different from all controllable models in comparison, LOTUS models can also summarize documents when control signals are not available with good results (see Table 3).

Model	Recall	ROUGE-2
CTRLsum	0.36	21.97
CTRLcode	0.60	22.22
LOTUS-ENT	0.62	22.88
LOTUS-ALL	0.55	24.42

Table 5: Entity control results on CNNDM test set.

Length, Abs. and # Sent. Control For numerical control signals, we assess control abilities of our models using mean of absolute deviation (MAD; lower the better) between system output and the reference following He et al. (2020). A control signal actually stands for one attribute of the model output (e.g., length 30 means the length of the model output should be 30 words). Let $A_i^{(u)}$ denote one user defined control signal (attribute of the desired model output) and $A_i^{(s)}$ the actual attribute of its model output. Then MAD is the mean of all differences between the desired attributes and the actual attributes $\frac{1}{N} \sum_{i=1}^N |A_i^{(u)} - A_i^{(s)}|$, where N is the number of examples for test. As before, we also report ROUGE-2 to evaluate the generation quality. For each test document and each control signal, we use two types of user inputs: the oracle control signal and typical numerical values. For example, in *length* control, we adopt the length of the gold summary and length 50 to 80 with interval 5 (see Figure 2). We compare our model variants with CTRLcode.

Model	Oracle		Typical	
	MAD	R2	MAD	R2
CTRLcode	7.45	22.13	5.35	21.37
LOTUS-LEN	19.09	22.34	17.23	21.65
LOTUS-LEN+ABS	12.90	22.36	14.60	21.70
LOTUS-ALL	17.10	22.16	20.80	21.64

Table 6: Length control results on CNNDM test set. For MAD, it is lower the better. R2 stands for ROUGE-2.

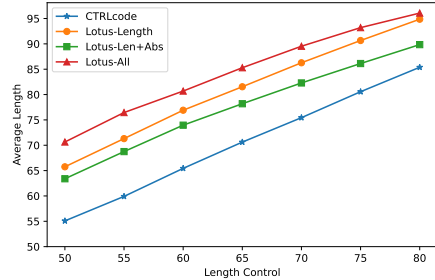


Figure 2: Typical length control on CNNDM test set.

The results for length control are in Table 6. Among all LOTUS models, LOTUS-LEN+ABS performs best (even better than LOTUS-LEN). Perhaps because training examples of different abstractiveness are difficult to be learned without differentiating them, while in the training of LOTUS-LEN+ABS, this problem is alleviated by given the abstractiveness. Although the control ability (see the MAD column) of LOTUS-LEN+ABS is slightly worse than CTRLcode, its output quality is higher. We also show in Figure 2 that all models can produce longer output when using a larger length control signal, which demonstrates reasonably good control ability. Abstractiveness and number of sentences control signals follow similar trends and we put these analyses in Appendix B.

5.5 Case Study

In this section, we present an example in Table 7 to show LOTUS generated summaries under keywords, entities, and length control signals. The behaviors of abstractiveness and number of sentences control are similar to that of length control and we put them in Appendix C.

In Table 7, a sampled article with its ground-truth summary from CNNDM test set is shown in the first block. Both LOTUS-KWS (the second block) and LOTUS-ENT (the third block) can generate high-quality summaries with user-specified keywords/entities (highlighted in blue and bold). For LOTUS-LEN (the forth block), in both controlled

Source article: (CNN)For the first time in eight years, a TV legend returned to doing what he does best. Contestants told to "come on down!" on the April 1 edition of "The Price Is Right" encountered not host Drew Carey but another familiar face in charge of the proceedings. Instead, there was Bob Barker, who hosted the TV game show for 35 years before stepping down in 2007. Looking spry at 91, Barker handled the first price-guessing game of the show, the classic "Lucky Seven," before turning hosting duties over to Carey, who finished up. Despite being away from the show for most of the past eight years, Barker didn't seem to miss a beat.

Ground-truth summary: Bob Barker returned to host "The Price Is Right" on Wednesday. Barker, 91, had retired as host in 2007.

— **Keywords (LOTUS-KWS)** —

Control with user-specified keywords: Bob Barker, return, The Price Is Right

Bob Barker returns to "**The Price Is Right**" for the first time in eight years. The 91-year-old **returned** to the show on April 1. He was on the show for the first time since 2007.

— **Entities (LOTUS-ENT)** —

Control with user-specified entities: Bob Barker, The Price Is Right, 2007

Bob Barker returns to "**The Price Is Right**" The TV legend has been away from the show since **2007**. He hosted the game show for most of his career before stepping down in **2007**. He was back in charge of the game show's opening game.

— **Length (LOTUS-LEN)** —

Uncontrolled mode

Bob Barker returned to "The Price Is Right" for the first time in eight years on April 1. The 91-year-old TV legend hosted the show for 35 years before stepping down in 2007.

Control with length 10

Bob Barker returned to "The Price Is Right" for the first time in eight years.

Control with length 25

Bob Barker returned to "The Price Is Right" for the first time in eight years. The 91-year-old TV legend hosted the game show for 35 years.

Control with length 40

Bob Barker returned to "The Price Is Right" for the first time in eight years on April 1. The 91-year-old TV legend hosted the game show for 35 years before stepping down in 2007. Drew Carey finished up the show.

Table 7: Case study of LOTUS generated summaries with keywords, entities, and length control.

and uncontrolled mode, high quality summaries are generated (also see the ground-truth summary for comparison). LOTUS-LEN can also output longer summaries when increasing the length control signal (i.e., 10, 25 and 40).

6 Conclusions

In this paper, we first identify the problem that control signals can help to improve the summarization quality, but they are usually unavailable during inference time. Therefore, we propose a Latent Prompt Tuning framework LOTUS (i.e., a single model with both "controlled" and "uncontrolled" modes) to solve this problem. Experiments conducted on four datasets show LOTUS as a single model can effectively improve the generation quality upon strong (uncontrollable) summariza-

tion models. Our analysis further demonstrates LOTUS also achieves a good trade-off between control ability and generation quality in controlled mode. In the future, we would like to extend our method to other text generation task such as machine translation, data-to-text generation and large generative language modeling.

References

- Junyi Bian, Baojun Lin, Ke Zhang, Zhaohui Yan, Hong Tang, and Yonghe Zhang. 2019. Controllable length control neural encoder-decoder via reinforcement learning. *arXiv preprint arXiv:1909.09492*.
- Tom Brown, Benjamin Mann, Nick Ryder, Melanie Subbiah, Jared D Kaplan, Prafulla Dhariwal, Arvind Neelakantan, Pranav Shyam, Girish Sastry, Amanda Askell, et al. 2020. Language models are few-shot

- learners. *Advances in neural information processing systems*, 33:1877–1901.
- Fredrik Carlsson, Joey Öhman, Fangyu Liu, Severine Verlinden, Joakim Nivre, and Magnus Sahlgren. 2022. Fine-grained controllable text generation using non-residual prompting. In *Proceedings of the 60th Annual Meeting of the Association for Computational Linguistics (Volume 1: Long Papers)*, pages 6837–6857.
- Jacob Devlin, Ming-Wei Chang, Kenton Lee, and Kristina Toutanova. 2019. **BERT: Pre-training of deep bidirectional transformers for language understanding**. In *Proceedings of the 2019 Conference of the North American Chapter of the Association for Computational Linguistics: Human Language Technologies, Volume 1 (Long and Short Papers)*, pages 4171–4186, Minneapolis, Minnesota. Association for Computational Linguistics.
- Greg Durrett, Taylor Berg-Kirkpatrick, and Dan Klein. 2016. **Learning-based single-document summarization with compression and anaphoricity constraints**. In *Proceedings of the 54th Annual Meeting of the Association for Computational Linguistics (Volume 1: Long Papers)*, pages 1998–2008, Berlin, Germany. Association for Computational Linguistics.
- Sam Earle, Maria Edwards, Ahmed Khalifa, Philip Bontrager, and Julian Togelius. 2021. Learning controllable content generators. In *2021 IEEE Conference on Games (CoG)*, pages 1–9. IEEE.
- Angela Fan, David Grangier, and Michael Auli. 2017. Controllable abstractive summarization. *meeting of the association for computational linguistics*.
- Junxian He, Wojciech Kryściński, Bryan McCann, Nazneen Rajani, and Caiming Xiong. 2020. {CTRL}sum: Towards generic controllable text summarization. *arXiv*.
- Matthew Honnibal and Ines Montani. 2017. spaCy 2: Natural language understanding with Bloom embeddings, convolutional neural networks and incremental parsing. To appear.
- Yuta Kikuchi, Graham Neubig, Ryohei Sasano, Hiroya Takamura, and Manabu Okumura. 2016. Controlling output length in neural encoder-decoders. *arXiv preprint arXiv:1609.09552*.
- Diederik P Kingma and Jimmy Ba. 2014. Adam: A method for stochastic optimization. *arXiv preprint arXiv:1412.6980*.
- Michael Lewis, Yinhan Liu, Naman Goyal, Marjan Ghazvininejad, Abdelrahman Mohamed, Omer Levy, Veselin Stoyanov, and Luke Zettlemoyer. 2019. Bart: Denoising sequence-to-sequence pre-training for natural language generation, translation, and comprehension. *meeting of the association for computational linguistics*.
- Chin-Yew Lin. 2004. Rouge: A package for automatic evaluation of summaries. *meeting of the association for computational linguistics*.
- Yang Liu and Mirella Lapata. 2019. **Text summarization with pretrained encoders**. In *Proceedings of the 2019 Conference on Empirical Methods in Natural Language Processing and the 9th International Joint Conference on Natural Language Processing (EMNLP-IJCNLP)*, pages 3730–3740, Hong Kong, China. Association for Computational Linguistics.
- Yang Liu, Sheng Shen, and Mirella Lapata. 2020. Noisy self-knowledge distillation for text summarization. *arXiv preprint arXiv:2009.07032*.
- Yizhu Liu, Qi Jia, and Kenny Zhu. 2022. Length control in abstractive summarization by pretraining information selection. In *Proceedings of the 60th Annual Meeting of the Association for Computational Linguistics (Volume 1: Long Papers)*, pages 6885–6895.
- Ramesh Nallapati, Feifei Zhai, and Bowen Zhou. 2017. Summarunner: A recurrent neural network based sequence model for extractive summarization of documents. In *Thirty-first AAAI conference on artificial intelligence*.
- Ramesh Nallapati, Bowen Zhou, Caglar Gulcehre, Bing Xiang, et al. 2016. Abstractive text summarization using sequence-to-sequence rnns and beyond. *arXiv preprint arXiv:1602.06023*.
- Courtney Napoles, Matthew R Gormley, and Benjamin Van Durme. 2012. Annotated gigaword. In *Proceedings of the Joint Workshop on Automatic Knowledge Base Construction and Web-scale Knowledge Extraction (AKBC-WEKEX)*, pages 95–100.
- Shashi Narayan, Shay B Cohen, and Mirella Lapata. 2018. Don’t give me the details, just the summary! topic-aware convolutional neural networks for extreme summarization. *arXiv preprint arXiv:1808.08745*.
- Alec Radford, Jeffrey Wu, Rewon Child, David Luan, Dario Amodei, Ilya Sutskever, et al. 2019. Language models are unsupervised multitask learners. *OpenAI blog*, 1(8):9.
- Colin Raffel, Noam Shazeer, Adam Roberts, Katherine Lee, Sharan Narang, Michael Matena, Yanqi Zhou, Wei Li, Peter J Liu, et al. 2020. Exploring the limits of transfer learning with a unified text-to-text transformer. *J. Mach. Learn. Res.*, 21(140):1–67.
- Alexander M Rush, Sumit Chopra, and Jason Weston. 2015. A neural attention model for abstractive sentence summarization. *arXiv preprint arXiv:1509.00685*.
- Evan Sandhaus. 2008. The new york times annotated corpus. *Linguistic Data Consortium, Philadelphia*, 6(12):e26752.

Abigail See, Peter J. Liu, and Christopher D. Manning. 2017. [Get to the point: Summarization with pointer-generator networks](#). In *Proceedings of the 55th Annual Meeting of the Association for Computational Linguistics (Volume 1: Long Papers)*, pages 1073–1083, Vancouver, Canada. Association for Computational Linguistics.

Ashish Vaswani, Noam Shazeer, Niki Parmar, Jakob Uszkoreit, Llion Jones, Aidan N Gomez, Łukasz Kaiser, and Illia Polosukhin. 2017. [Attention is all you need](#). In *Advances in Neural Information Processing Systems*, volume 30. Curran Associates, Inc.

Qizhe Xie, Zihang Dai, Eduard Hovy, Thang Luong, and Quoc Le. 2020. Unsupervised data augmentation for consistency training. *Advances in Neural Information Processing Systems*, 33:6256–6268.

Yumo Xu and Mirella Lapata. 2022. [Document summarization with latent queries](#). *Transactions of the Association for Computational Linguistics*, 10:623–638.

Jingqing Zhang, Yao Zhao, Mohammad Saleh, and Peter Liu. 2020. Pegasus: Pre-training with extracted gap-sentences for abstractive summarization. In *International Conference on Machine Learning*, pages 11328–11339. PMLR.

A Statistics of Control Signals

For the control signals introduced in Section 4.1 (i.e., keywords, entities, length, abstractive-ness and number of sentences), their statistics on CNNDM, XSum, Gigaword and NYT are reported in Table 8.

Control signals	CNNDM	XSum	Gigaword	NYT
# of keywords	11.22	2.99	2.35	16.27
# of entities	6.28	2.71	1.21	5.71
Length	60.46	24.15	9.19	92.74
Abstractive-ness	61.5	78.15	77.46	56.59
# of sentences	3.71	1.01	1.01	3.40

Table 8: Control signal statistics (average) on CNNDM, XSum, Gigaword and NYT.

B Abs. and # Sent. Control Analysis

In this section, we add more control analysis about abstractive-ness and number of sentences control to show more insight about LOTUS control ability.

Abstractive-ness Control In *abstractive-ness control*, we adopt the abstractive-ness of the gold summary as the oracle control and abstractive-ness 25 to 55 with interval 5 as the typical control. The results of abstractive-ness control are in Table 9. Among all LOTUS models, LOTUS-ABS performs best in MAD and ROUGE-2 for oracle control, and

best in MAD for typical control. Although its control ability is slightly worse than CTRLcode, its output quality is higher, which is similar to length control. LOTUS-ALL performs best in ROUGE-2 for typical control, but its control ability is worse than LOTUS-ABS. While LOTUS-LEN+ABS outperforms LOTUS-LEN on length control, it performs worse than LOTUS-ABS on abstractive-ness control. Perhaps because we fix the input length control (i.e., l_i in “summarize with length l_i and abstractive-ness a_i :”) as the average length of gold summaries (oracle length is unknown for abstractive-ness control), which may affect LOTUS-LEN+ABS to generate summaries around the average length instead of gold length and heavily penalize both ROUGE-2 and abstractive-ness MAD. Figure 3 also shows that all models can produce summaries with larger abstractive-ness when using a larger abstractive-ness control signal.

Model	Oracle		Typical	
	MAD	R2	MAD	R2
CTRLcode	15.26	21.89	15.58	20.98
LOTUS-ABS	17.34	22.37	17.76	21.71
LOTUS-LEN+ABS	24.84	21.51	17.80	21.61
LOTUS-ALL	21.78	21.96	21.40	21.84

Table 9: Abstractive-ness control results on CNNDM test set.

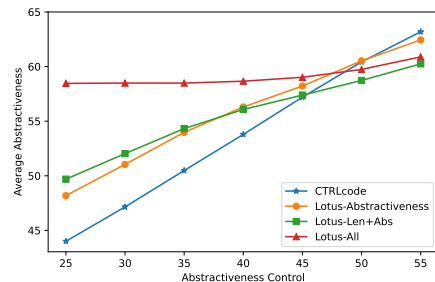


Figure 3: Typical Abstractive-ness control on CNNDM test set.

Number of Sentences Control In *number of sentences control*, we adopt the number of sentences of the gold summary as the oracle control and number of sentences 1, 2, 3, 4, and 5 as the typical control. LOTUS performs better than CTRLcode for both oracle and typical control. Specifically, LOTUS-# SENT performs best in both control ability (i.e., MAD) and output quality (ROUGE-2) for oracle control. It also performs best in control ability for typical control, while LOTUS-ALL performs best in output quality.

Model	Oracle		Typical	
	MAD	R2	MAD	R2
CTRLcode	0.60	21.51	0.72	19.85
LOTUS-# SENT	0.58	22.10	0.63	20.86
LOTUS-ALL	0.60	21.90	0.78	21.22

Table 10: Number of sentences control results on CN-NDM test set.

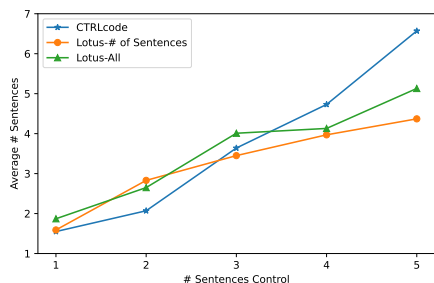


Figure 4: Typical number of sentences control on CN-NDM test set.

C Abs and # Sent. Case Study

Taking the same sampled case in Section 5.5, Table 11 shows the example outputs of LOTUS generated summaries with abstractiveness and number of sentences control. Example outputs of LOTUS-ABS and LOTUS-# SENT are similar to LOTUS-LEN, both controlled and uncontrolled modes can generate high quality summaries. LOTUS-ABS can generate more abstractive summaries when increasing the abstractiveness control signals. When the number of sentences control signals increases, LOTUS generated summary also has a similar increasing trend and matches the control signals more exactly.

Source article: (CNN)For the first time in eight years, a TV legend returned to doing what he does best. Contestants told to "come on down!" on the April 1 edition of "The Price Is Right" encountered not host Drew Carey but another familiar face in charge of the proceedings. Instead, there was Bob Barker, who hosted the TV game show for 35 years before stepping down in 2007. Looking spry at 91, Barker handled the first price-guessing game of the show, the classic "Lucky Seven," before turning hosting duties over to Carey, who finished up. Despite being away from the show for most of the past eight years, Barker didn't seem to miss a beat.

Ground-truth summary: Bob Barker returned to host "The Price Is Right" on Wednesday. Barker, 91, had retired as host in 2007.

— Abstractiveness (LOTUS-ABS) —

Uncontrolled

Bob Barker returned to "The Price Is Right" for the first time in eight years on April 1. The 91-year-old TV legend hosted the game show for 35 years before stepping down in 2007. Drew Carey finished up hosting the April 1 edition of "The Price Is Right"

Control with abstractiveness 45

Bob Barker hosted "The Price Is Right" for the first time in eight years on April 1. He hosted the show for 35 years before stepping down in 2007. The 91-year-old didn't seem to miss a beat, looking spry at 91.

Control with abstractiveness 70

Bob Barker returned to "The Price Is Right" for the first time in eight years on April 1. The 91-year-old TV legend hosted the game show for 35 years before stepping down in 2007. Drew Carey finished up hosting the show, which Barker had hosted for most of his career.

Control with abstractiveness 95

Bob Barker returned to "The Price Is Right" for the first time in eight years. The 91-year-old TV legend has hosted the game show for 35 years. Drew Carey finished up hosting the April 1 edition of the show, which Barker had hosted since 2007.

— Number of Sentences (LOTUS-# SENT) —

Uncontrolled

Bob Barker returned to "The Price Is Right" for the first time in eight years. The 91-year-old TV legend hosted the game show for 35 years. Drew Carey finished up the show, which he hosted since 2007.

Control with number of sentences 1

Bob Barker returned to "The Price Is Right" for the first time in eight years.

Control with number of sentences 2

Bob Barker returned to "The Price Is Right" for the first time in eight years. The 91-year-old TV legend hosted the game show for 35 years before stepping down in 2007.

Control with number of sentences 3

Bob Barker returned to "The Price Is Right" for the first time in eight years. The 91-year-old TV legend hosted the game show for 35 years before stepping down in 2007. At 91, Barker didn't seem to miss a beat.

Table 11: Case study of LOTUS generated summaries with abstractiveness, and number of sentences control.