

Privacy-preserving Non-negative Matrix Factorization with Outliers

Swapnil Saha, and Hafiz Imtiaz

Abstract—Non-negative matrix factorization is a popular unsupervised machine learning algorithm for extracting meaningful features from data which are inherently non-negative. However, such data sets may often contain privacy-sensitive user data, and therefore, we may need to take necessary steps to ensure the privacy of the users while analyzing the data. In this work, we focus on developing a Non-negative matrix factorization algorithm in the privacy-preserving framework. More specifically, we propose a novel privacy-preserving algorithm for non-negative matrix factorisation capable of operating on private data, while achieving results comparable to those of the non-private algorithm. We design the framework such that one has the control to select the degree of privacy grantee based on the utility gap. We show our proposed framework's performance in six real data sets. The experimental results show that our proposed method can achieve very close performance with the non-private algorithm under some parameter regime, while ensuring strict privacy.

Index Terms—Differential Privacy, Non-negative Matrix Factorization, Rényi Differential Privacy, Topic Modelling, Facial Feature.

1 INTRODUCTION

NON-NEGATIVE matrix factorisation is an unsupervised machine learning technique for discovering the part-based representation of intrinsically non-negative data [1]. For a $D \times N$ data matrix \mathbf{V} , where $v_{ij} \geq 0$, N is the number of the data samples, and D is the data dimension, the NMF's objective is to decompose the data matrix as the following format:

$$\mathbf{V} \approx \mathbf{W}\mathbf{H},$$

where $w_{ia} \geq 0$, $h_{bj} \geq 0, \forall i, a, b, j$, $\mathbf{W} \in \mathcal{R}^{D \times K}$ is basis matrix, $\mathbf{H} \in \mathcal{R}^{K \times N}$ is coefficient matrix and K is the reduced latent dimension. In short NMF performs dimension reduction by mapping the raw data dimension D into reduced latent dimension K for N data samples. The i -th column of \mathbf{V} can be written as:

$$\mathbf{v}_i \approx \mathbf{W}\mathbf{h}_i,$$

where \mathbf{h}_i is the i -th column of \mathbf{H} . Here the i -th column vector of \mathbf{V} is the linear combination of all columns of \mathbf{W} with the coefficients being the corresponding entries from \mathbf{h}_i . Therefore, the dictionary matrix \mathbf{W} can be interpreted as storing the "parts" of the data matrix \mathbf{V} . This part-based decomposition and considering only the non-negative values make NMF popular in many practical applications including, but not limited to, dimension reduction, topic modeling in text mining, representation learning, extracting local facial features from human faces, unsupervised image segmentation, speech denoising, and community detection in social networks.

NMF and Privacy. The primary objective of NMF decomposition is to produce the dictionary matrix \mathbf{W} , which reflects little about any particular user's data. Instead, it shows the fundamental basis parts of the population. However, the coefficient matrix \mathbf{H} and the data matrix \mathbf{V} contain the users' specified information. This information can contain users' sensitive data, and information leakage can violate privacy. Moreover, as NMF uses the user data for estimating the dictionary matrix \mathbf{W} , it might also leak sensitive information regarding the users as the performance of NMF decomposition depends on how well the dictionary matrix \mathbf{W} can learn useful features from the data matrix \mathbf{V} . Our contribution here is developing a novel privacy-preserving algorithm for non-negative matrix factorisation capable of operating on sensitive private data while achieving results closely approximating those of the non-private algorithm.

Personal information leakage is the main hindrance to collecting and analyzing sensor data in machine learning and signal processing algorithms. Several prior works [2], [3], [4] show how personal data got leakage in modern machine learning (ML) and signal processing tasks. One of the examples is the Netflix prize, where an anonymized data set was released in 2007. This data set contained anonymized movie ratings from Netflix subscribers. Nevertheless, researchers found a way to crack the privacy of the dataset and successfully recovered 99% of the removed personal data [2]. That was possible by using other publicly available IMDb datasets. Thus data anonymization fails to protect privacy in the presence of common information in multiple data sets (auxiliary information). Another privacy breaching technique is the model inversion attack [5], which uses the model's trained weight to extract sensitive information. Here, the weights' tendency to memorise the training examples is used to regenerate the training example. In addition, privacy can leak through gradient sharing [6] as well. In the distributed machine learning system, several nodes exchange gradient values. The authors in [6] showed how

- Swapnil Saha is a graduate student with the Department of Electrical and Electronic Engineering, Bangladesh University of Engineering and Technology, Dhaka, Bangladesh.
E-mail: 1606095@eee.buet.ac.bd
- Hafiz Imtiaz is an Associate Professor with the Department of Electrical and Electronic Engineering, Bangladesh University of Engineering and Technology, Dhaka, Bangladesh.
E-mail: hafizimtiaz@eee.buet.ac.bd

Manuscript received XXXX XX, 2022; revised XXXX XX, XXXX.

one can extract private training information from gradient sharing. Such privacy leakage made it necessary to develop a framework where one can share private data without disclosing their participation or identity. Differential privacy (DP) is a rigorous mathematical framework that can protect against information leakage [7].

Differential Privacy. The definition of differential privacy is motivated by the cryptographic work, which has gained significant attention in machine learning and data mining communities [8]. Though the target may be the same: give privacy to data, how DP guarantees this privacy is much different from the cryptography [9] and information theory [10]. In a differentially private mechanism, we can learn useful information from the population while ensuring the privacy of the population members. It is done statistically by introducing randomness in the algorithm. This randomness provides confusion to attack the sensitive data of the participants. However, we may need to compromise the algorithm's utility to ensure privacy. We can quantitatively choose the optimum privacy budget parameters considering the privacy-utility trade-off.

Related Works. In NMF, the decomposition is attained in the literature by minimizing the following objective function:

$$\min_{\mathbf{W} \in \mathcal{C}, h_{b,j} \geq 0, \forall b,j} \|\mathbf{V} - \mathbf{W}\mathbf{H}\|_F^2,$$

where $\mathcal{C} \subseteq \mathcal{R}^{D \times K}$ is the mathematical constraint set for updating \mathbf{W} . Several algorithms to gain the minimum value of this objective function are multiplicate updates [11], alternating direction method, multipliers [12], block principal pivoting [13], active set method [14], and projected gradient descent [15]. Most of these algorithms are based on alternatively updating \mathbf{W} and \mathbf{H} . It makes the optimization problem divided into two sub-problems. Each sub-problem can be optimized using the standard optimization techniques such as the projected gradient or the interior point method. A detailed survey of these optimization techniques can be found in [16], [17]. Our paper uses the robust NMF algorithm based on the projected gradient descent method [18]. This modified robust algorithm improves the two extreme scenarios: (1) when the data matrix \mathbf{V} has a large number of data samples and (2) the existence of outliers in data samples. The second scenario is common in many practical cases, such as salt and pepper noise in image data set and impulse noises in time series data set. If these outliers and noises are not handled properly during matrix decomposition, the basis matrix (or dictionary matrix) \mathbf{W} may not be well optimized and fail to learn the part-based representation. We discuss the implementation of the algorithm in detail in the Section 2.3.

In the case of privacy, this work [19] has introduced a privacy filter with federated learning for NMF factorization. The authors in [20] proposed differentially private NMF only for the recommender system. However, to the best of our knowledge, no work has introduced differential privacy in the universal NMF decomposition and calculated privacy composition for multi-stage implementation to select the best privacy budget.

On the other hand, extensive work and survey exist in the literature on differential privacy. In particular, Dwork and Smith's survey [21] contains the earlier theoretical

Notation	Meaning
\mathbf{V}	Data Matrix
\mathbf{W}	Dictionary / Basis Matrix
$\mathbf{W}_{\text{private}}$	Differentially private of \mathbf{W}
\mathbf{H}	Coefficient Matrix
\mathbf{R}	Outlier Matrix
D	Raw dimension of Data matrix
K	Latent dimension
N	Number of users in Data matrix
\mathbf{v}_n	n -th user vector in Data matrix
(ϵ, δ)	Privacy Budget
Δ	Sensitivity
$\nabla f(\mathbf{W})$	Gradient function to update Dictionary matrix
$\tilde{\nabla} f(\mathbf{W})$	Noisy gradient to learn $\mathbf{W}_{\text{private}}$
\mathbf{A}, \mathbf{B}	Statistics matrices of $\nabla f(\mathbf{W})$
$\bar{\mathbf{A}}, \bar{\mathbf{B}}$	Noise perturbed statistics matrices of \mathbf{A}, \mathbf{B}

Table 1: Notations

work. The most relevant works in machine learning, deep learning, and optimization problems are stochastic gradient descent, logistic regression, and empirical risk minimization [22], [23], [24], [25], [26], [27], [28], [29], [30]. Adding randomness in the gradient calculation is one of the common approaches for implementing privacy [25], [28]. Other common approaches are employing output [24] and objective perturbations [31], Exponential mechanism [32], Laplacian mechanism [8] and Smooth sensitivity [33].

2 PROBLEM FORMULATION

2.1 Notations

For clarity and readability, we denote vector, matrix and scalar with different notation. Bold lower case letter (\mathbf{v}), bold capital letter (\mathbf{V}) and unbolded letter (M) are used respectively for vector, matrix and scalar. To indicate the iteration instant, we use subscript t . For example, \mathbf{W}_t denotes the dictionary matrix after t iterations. The superscript $' + '$ indicates a single update. The n -th column of matrix \mathbf{V} is denoted as \mathbf{v}_n . We denote the indices with lowercase unbolded letter. For example, v_{ij} indicates the entry of the i -th row and j -th column of the matrix \mathbf{V} . Inequality $\mathbf{x} \geq 0$ or $\mathbf{X} \geq 0$ apply entry-wise. For element wise matrix multiplication, we use the notation \odot . We denote the \mathcal{L}_2 norm (Euclidean norm) with $\|\cdot\|_2$, Frobenius norm with $\|\cdot\|_F$ and $\ell_{1,1}$ norm with $\|\cdot\|_{1,1}$. \mathbb{R} , and \mathbb{R}_+ denote the set of real numbers, and set of positive real numbers, respectively. \mathcal{P}_+ denotes the Euclidean projector, which projects value onto the non-negative orthant. Lastly, the probability distribution function of zero mean unit variance Gaussian random variable is given as follows: $f(x) = \frac{1}{\sqrt{2\pi}} \exp \frac{-x^2}{2}$. We summarized the frequently used notations at Tab. 1.

2.2 Definitions and Preliminaries

In differential privacy, we define \mathcal{D} as the domain of the databases consisting of N records. We also define neighboring data sets D, D' , which differ by only one record.

Definition 1. ((ϵ, δ) -DP [8]) An algorithm $f : \mathcal{D} \mapsto \mathcal{T}$ provides (ϵ, δ) -differential privacy ((ϵ, δ) -DP) if $P(f(D) \in S) \leq \delta + e^\epsilon P(f(D') \in S)$ for all measurable $S \subseteq \mathcal{T}$ and for all neighbouring data sets $D, D' \in \mathcal{D}$.

Here, $\epsilon, \delta \geq 0$ are the privacy parameters and determine how the algorithm will perform in providing utility and

preserving privacy. The ϵ indicates how much the algorithm's output deviates in probability, when we replace one single person's data with another. The parameter δ indicates the probability that the privacy mechanism fails to give the guarantee of ϵ . Intuitively, higher privacy demand makes poor utility. A lower value of ϵ and δ guarantee more privacy but lower utility. There are several mechanisms to implement differential privacy: Gaussian [8], Laplace mechanism [7], random sampling, and exponential mechanism [32] are well-known. Among the additive noise mechanisms, the noise's standard deviation is scaled by the privacy budget and the sensitivity of the function.

Definition 2. (\mathcal{L}_2 sensitivity [8]) The \mathcal{L}_2 - sensitivity of vector valued function $f(D)$ is $\Delta := \max_{D, D'} \|f(D) - f(D')\|_2$, where D and D' are the neighbouring dataset.

The \mathcal{L}_2 sensitivity of a function gives the upper bound of how much randomness we need to perturb to the function's output, if we want to keep the guarantee of differential privacy. It captures the maximum output change by a single user in the worst-case scenario.

Definition 3. (Gaussian Mechanism [7]) Let $f : \mathcal{D} \mapsto \mathcal{R}^d$ be an arbitrary function with \mathcal{L}_2 sensitivity Δ . The Gaussian mechanism with parameter τ adds noise from $\mathcal{N}(0, \tau^2)$ to each of the d entries of the output and satisfies (ϵ, δ) differential privacy for $\epsilon \in (0, 1)$ and $\delta \in (0, 1)$, if $\tau \geq \frac{\Delta}{\epsilon} \sqrt{2 \log \frac{1.25}{\delta}}$.

Here, (ϵ, δ) - differential privacy is guaranteed by adding noise drawn from $\mathcal{N}(0, \tau^2)$ distribution. Note that, there is infinite combinations of (ϵ, δ) for a given τ^2 .

Definition 4. (Rényi Differential Privacy [34]) A randomized algorithm $f : \mathcal{D} \mapsto \mathcal{T}$ is (α, ϵ_r) -Rényi differentially private if, for any adjacent $D, D' \in \mathcal{D}$, the following holds: $D_\alpha(\mathcal{A}(D) \| \mathcal{A}(D')) \leq \epsilon_r$. Here, $D_\alpha(P(x) \| Q(x)) = \frac{1}{\alpha-1} \log \mathbb{E}_{x \sim Q} \left(\frac{P(x)}{Q(x)} \right)^\alpha$ and $P(x)$ and $Q(x)$ are probability density functions defined on \mathcal{T} .

We use Rényi Differential Privacy for calculating the total privacy budget spent in multi-stage differentially private mechanisms. RDP provides a much simpler rule for calculating overall privacy risk ϵ that is shown to be tight [34].

Proposition 1. (From RDP to DP [34]). If f is an (α, ϵ_r) -RDP mechanism, it also satisfies $(\epsilon_r + \frac{\log 1/\delta}{\alpha-1}, \delta)$ -differential privacy for any $0 < \delta < 1$.

Proposition 2. (Composition of RDP [34]). Let $f_1 : \mathcal{D} \rightarrow \mathcal{R}_1$ be (α, ϵ_1) and $f_2 : \mathcal{R}_1 \times \mathcal{D} \rightarrow \mathcal{R}_2$ be (α, ϵ_2) -RDP, then the mechanism defined as (X_1, X_2) , where $X_1 \sim f_1(\mathcal{D})$ and $X_2 \sim f_2(X_1, \mathcal{D})$ satisfies $(\alpha, \epsilon_1 + \epsilon_2)$ -RDP.

Proposition 3. (RDP and Gaussian Mechanism [34]). If f has \mathcal{L}_2 sensitivity 1, then the Gaussian mechanism $\mathcal{G}_\sigma f(\mathcal{D}) = f(\mathcal{D}) + \mathcal{E}$ where $\mathcal{E} \sim \mathcal{N}(0, \sigma^2)$ satisfies $(\alpha, \frac{\alpha}{2\sigma^2})$ -RDP. Additionally, a composition of K such Gaussian mechanisms satisfies $(\alpha, \frac{\alpha K}{2\sigma^2})$ -RDP.

Algorithm 1 General NMF Algorithms: Two-Block Coordinate Descent Method [35]

Input: Data matrix \mathbf{V} , number of iteration n

Output: Dictionary matrix \mathbf{W}

Initialisation : $\mathbf{W}_0, \mathbf{H}_0$

- 1: **for** $t = 0$ to $n - 1$ **do**
- 2: $\mathbf{W}_{t+1} \leftarrow \text{update}(\mathbf{V}, \mathbf{W}_t, \mathbf{H}_t)$
- 3: $\mathbf{H}_{t+1} \leftarrow \text{update}(\mathbf{V}, \mathbf{W}_{t+1}, \mathbf{H}_t)$
- 4: **end for**
- 5: **return** Optimized dictionary matrix \mathbf{W}

2.3 NMF Problem Formulation

Most of the algorithms discussed in the Section 1 follow the two-block coordinate descent framework stated in the Algorithm 1. Here first, the dictionary matrix \mathbf{W} is updated while keeping the coefficient \mathbf{H} constant. Then the updated dictionary matrix \mathbf{W} is used to update the coefficient \mathbf{H} . It continues until the convergence criteria is met. In our work, we use a robust non-negative matrix factorization solver considering the outliers [18]. This solver is based on the projected gradient descent (PGD) method. This optimization algorithm will try to decompose a noisy data matrix \mathbf{V} as $\mathbf{V} \approx \mathbf{W}\mathbf{H} + \mathbf{R}$, where both \mathbf{W}, \mathbf{H} are defined as before. The matrix $\mathbf{R} = [\mathbf{r}_1, \mathbf{r}_2, \dots, \mathbf{r}_N]$ is a matrix with the same size of \mathbf{V} and contains the outliers of the data. Thus the minimization problem is reformulated as

$$\min_{\mathbf{W} \in \mathcal{C}, \mathbf{H} \geq 0, \mathbf{R} \in \mathcal{Q}} \frac{1}{N} \left(\frac{1}{2} \|\mathbf{V} - \mathbf{W}\mathbf{H} - \mathbf{R}\|_2^2 + \lambda \|\mathbf{R}\|_1 \right), \quad (1)$$

where $\mathcal{C} \subseteq \mathcal{R}^{D \times K}$ is the constraint set for updating \mathbf{W} , \mathcal{Q} is the feasible set for \mathbf{R} and $\lambda \geq 0$ is the regularization parameter. Intuitively, the outlier matrix \mathbf{R} is sparse in nature and contains a lower values compared to the noise-free original data entries. To promote these features, $\ell_{1,1}$ regularization is introduced in (1). This robust NMF algorithm can not guarantee exact recovery of the original data matrix \mathbf{V} as the loss function (1) is not convex in nature [18]. However, it can be shown empirically that the estimated basis matrix $\hat{\mathbf{W}}$ can be meaningful, and the difference between the data matrix \mathbf{V} and the new reconstructed matrix $\hat{\mathbf{W}}\hat{\mathbf{H}}$ is negligible and sparse [18], [36], [37]. Now, following the two-block coordinate descent method mentioned in the Algorithm 1, we reformulate our optimization steps as follows:

- 1) Update the coefficient matrix \mathbf{H}_t and outlier matrix \mathbf{R}_t based on the fixed dictionary matrix \mathbf{W}_{t-1} . Here the optimization can be done as

$$(\mathbf{H}_t, \mathbf{R}_t) = \underset{\mathbf{H} \geq 0, \mathbf{R} \in \mathcal{Q}}{\operatorname{argmin}} L(\mathbf{V}, \mathbf{W}_{t-1}, \mathbf{H}, \mathbf{R}), \quad (2)$$

where the loss function L is

$$L(\mathbf{V}, \mathbf{W}, \mathbf{H}, \mathbf{R}) \triangleq \frac{1}{N} \left(\frac{1}{2} \|\mathbf{V} - \mathbf{W}\mathbf{H} - \mathbf{R}\|_2^2 + \lambda \|\mathbf{R}\|_{1,1} \right). \quad (3)$$

Here constraint set $\mathcal{Q} \triangleq \{\mathbf{r} \in \mathbb{R}^D \mid \|\mathbf{r}\|_\infty \leq M\}$ keeps the entries of outlier matrix \mathbf{R} uniformly bounded. The value of M depends on the data set and noise distribution. For example, in the gray

scale image data with $2^b - 1$ levels in each pixel, we can set $M = 2^b - 1$ where b is the number of bits to present the pixel value.

- 2) After optimization with respect to \mathbf{H}_t and \mathbf{R}_t , update \mathbf{W}_t using the same loss function (3):

$$\mathbf{W}_t = \underset{\mathbf{W} \in \mathcal{C}}{\operatorname{argmin}} L(\mathbf{V}, \mathbf{W}, \mathbf{H}_t, \mathbf{R}_t). \quad (4)$$

Here, the set \mathcal{C} constrains the columns of dictionary matrix \mathbf{W} into a unit (non-negative) ℓ_2 ball to keep the matrix entries bounded [15], [38].

PGD Solver for (2). Equation (2) can be solved by following the two steps alternatively for a fixed \mathbf{W} .

$$\mathbf{H}^+ := \underset{\mathbf{H}' \geq 0}{\operatorname{argmin}} Q(\mathbf{H}' | \mathbf{H}), \quad (5)$$

$$\mathbf{R}^+ = \underset{\mathbf{R}' \in \mathcal{Q}}{\operatorname{argmin}} \frac{1}{N} \left(\frac{1}{2} \|\mathbf{V} - \mathbf{W}\mathbf{H}_t - \mathbf{R}'\|_2^2 + \lambda \|\mathbf{R}'\|_{1,1} \right), \quad (6)$$

where

$$Q(\mathbf{H}' | \mathbf{H}) \triangleq q(\mathbf{H}) + \langle \nabla q(\mathbf{H}), \mathbf{H}' - \mathbf{H} \rangle + \frac{1}{2\eta N} \|\mathbf{H}' - \mathbf{H}\|_2^2,$$

$$q(\mathbf{H}) \triangleq \frac{1}{2N} \|\mathbf{V} - \mathbf{W}\mathbf{H} - \mathbf{R}\|_2^2. \quad (7)$$

Here, η is the fixed step size. Minimizing both (5) and (6) have closed-form solutions. For (5), the solution can be formulated as following

$$\mathbf{H}^+ := \mathcal{P}_+(\mathbf{H} - \eta_H \nabla q(\mathbf{H})). \quad (8)$$

Here, we replace the step size η with η_H to distinguish this from the dictionary matrix \mathbf{W} update. We use a fixed step size to ease the hyperparameter setting in the whole iteration process. $\nabla q(\mathbf{H})$ is the gradient function derived by doing partial derivative of (7) with respect to \mathbf{H} .

$$\nabla q(\mathbf{H}) = \frac{1}{N} (\mathbf{W}^\top \mathbf{W} \mathbf{H} - \mathbf{W}^\top (\mathbf{V} - \mathbf{R})).$$

We use the following matrix properties [39] to find the expression of $\nabla q(\mathbf{H})$: $\|\mathbf{A}\|_2^2 = \operatorname{tr}(\mathbf{A}^\top \mathbf{A})$, and $\nabla \operatorname{tr}(\mathbf{X}^\top \mathbf{A}) = \mathbf{A}$, where the gradient is taken with respect to \mathbf{X} . For (6), the solution is straightforward.

$$\mathbf{R}^+ = S_{\lambda, M}(\mathbf{V} - \mathbf{W}\mathbf{H}^+). \quad (9)$$

Here, $S_{\lambda, M}(\mathbf{X})$ performs element-wise thresholding as:

$$S_{\lambda, M}(\mathbf{X})_{ij} := \begin{cases} 0, & \|x_{ij}\| < \lambda \\ x_{ij} - \operatorname{sgn}(x_{ij})\lambda, & \lambda \leq \|x_{ij}\| \leq \lambda + M \\ \operatorname{sgn}(x_{ij})M, & \|x_{ij}\| > \lambda + M \end{cases}$$

In the t -th iteration, we update the matrices \mathbf{H} and \mathbf{R} according to (8) and (9); until some stopping criteria is met [18].

PGD Solver for (4). We can rewrite (4) as follows

$$\mathbf{W}_t = \underset{\mathbf{W} \in \mathcal{C}}{\operatorname{argmin}} \frac{1}{2} \operatorname{tr}(\mathbf{W}^\top \mathbf{W} \mathbf{A}_t) - \operatorname{tr}(\mathbf{W}^\top \mathbf{B}_t),$$

where $\mathbf{A}_t \triangleq \frac{1}{N} \mathbf{H}_t \mathbf{H}_t^\top$, and $\mathbf{B}_t \triangleq \frac{1}{N} (\mathbf{V} - \mathbf{R}_t) \mathbf{H}_t^\top$. To calculate the gradient value, we define new function $f_W(\mathbf{W})$.

$$f_W(\mathbf{W}) = \frac{1}{2} \operatorname{tr}(\mathbf{W}^\top \mathbf{W} \mathbf{A}_t) - \operatorname{tr}(\mathbf{W}^\top \mathbf{B}_t). \quad (10)$$

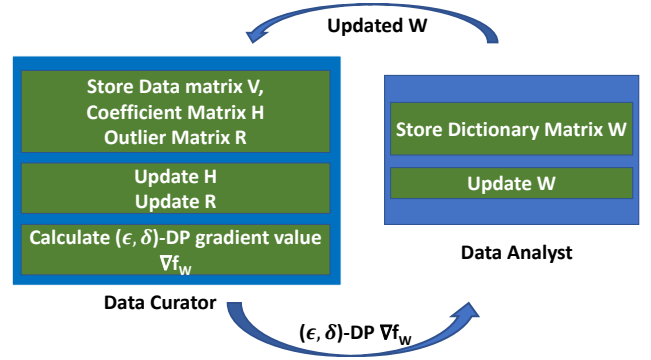


Figure 1: Schematic diagram of privacy-preserving NMF

Taking partial derivative of (10) with respect to \mathbf{W} , we find the following expression.

$$\nabla f_W(\mathbf{W}) = \mathbf{W} \mathbf{A} - \mathbf{B}. \quad (11)$$

We use the aforementioned matrix property [39] to derive the expression (11). We write the update equation ensuring the constraints of \mathbf{W} .

$$\mathbf{W}^+ = \mathcal{P}_\mathcal{C}(\mathbf{W} - \eta_W \nabla f_W(\mathbf{W})). \quad (12)$$

Here, η_W is the step size to update \mathbf{W} . As in (8), we use a fixed step size. The constraint projection function keeps the columns of the dictionary matrix \mathbf{W} in unit ℓ_2 ball. In (12), each column is being updated as following

$$\mathbf{w}_n^+ := \frac{\mathcal{P}_+(\mathbf{w}_n - \eta_W \nabla f_W(\mathbf{w}_n))}{\max(1, \|\mathcal{P}_+(\mathbf{w}_n - \eta_W \nabla f_W(\mathbf{w}_n))\|_2)}, \forall n \in [K].$$

Similarly as the PGD Solver for (2), we use (12) to update the dictionary matrix \mathbf{W} . The steps stated above are followed until we reach the optimum loss point of (1). In the Section 4, we will discuss hyperparameter tuning and matrix initialization methods for better optimization.

Now that we discussed estimating the dictionary matrix \mathbf{W} from the data matrix \mathbf{V} without any privacy constraint, in the next section we will show how to preserve and control privacy leakage for the NMF.

3 PROPOSED METHOD

3.1 Separate Private and Non-private Training Nodes

As mentioned earlier, we are interested in estimating the dictionary matrix \mathbf{W} , which captures the meaningful population feature. The decomposition also produces two more matrices \mathbf{H} and \mathbf{R} . All these three matrices are estimated from the user data \mathbf{V} ; however, we only share the dictionary matrix \mathbf{W} in public. Therefore, we need to estimate the matrix \mathbf{W} satisfying differential privacy. Intuitively, we need to process the user-sensitive data and population feature data separately. Fig.1 shows the basic system diagram which serves the purposes. Here, there are two data processing centers: one is the “Data Curator”, which holds the sensitive data: data matrix \mathbf{V} and the coefficient matrix \mathbf{H} and as well as the outlier matrix \mathbf{R} . It updates the matrices \mathbf{H} and \mathbf{R} as mentioned in the Section 2.3. Next, it calculates the gradient value $f_W(\mathbf{W})$ and adds white noise with variance depends

Database	N	D	K
Guardian News Articles	4551	10285	8
UCI-news-aggregator	3000	93	7
RCV1	9625	2999	4
TDT2	9394	3677	30
YaleB	2414	1024	38
CBCL	2429	361	50

Table 2: Summary of data sets

on the privacy budget and \mathcal{L}_2 sensitivity of the gradient function $f_W(\mathbf{W})$. The other data processing center is the “Data Analyst” center, where the noisy gradient values are passed to. This center then updates the dictionary matrix \mathbf{W} with the received noisy gradient value and passes the updated \mathbf{W} to the Data Curator center. This cycle continues until the stopping criteria is met. At the end, we get a differentially-private dictionary matrix $\mathbf{W}_{\text{private}}$ at the Data Analyst center.

3.2 Derivations Related to Estimating Differentially-Private \mathbf{W}

In this section, we will show the necessary proof and derivations related to the calculation of \mathcal{L}_2 sensitivity for estimating the dictionary matrix \mathbf{W} satisfying differential privacy. As mentioned earlier, we use the Gaussian mechanism to deploy the DP mechanism in our non-private algorithm. Prior to adding noise, we need to calculate the \mathcal{L}_2 sensitivity of the function of whose output we will make randomize. In our implementation, it is $\nabla f_W(\mathbf{W})$ – the gradient function for updating \mathbf{W} matrix: $\nabla f_W(\mathbf{W}) = \mathbf{W}\mathbf{A} - \mathbf{B}$. As $\nabla f_W(\mathbf{W})$ depends on the statistics matrix \mathbf{A} and \mathbf{B} , we need to calculate their \mathcal{L}_2 sensitivity separately. Let us first calculate the \mathcal{L}_2 sensitivity of matrix $\mathbf{A} = \frac{1}{N}\mathbf{H}\mathbf{H}^\top$. Consider two neighboring data sets, the corresponding coefficient matrices are \mathbf{H} and \mathbf{H}' . By definition, they differ by only one user data. In our calculation, We consider that the difference is at the last N -th column entries. We derive the \mathcal{L}_2 sensitivity Δ_A following the definition.

$$\begin{aligned}
\Delta_A &= \max \frac{1}{N} \left\| \mathbf{H}\mathbf{H}^\top - \mathbf{H}'\mathbf{H}'^\top \right\|_2 \\
&= \max \frac{1}{N} \left\| \mathbf{h}_N \mathbf{h}_N^\top - \mathbf{h}'_N \mathbf{h}'_N{}^\top \right\|_2 \\
&\leq \max \frac{1}{N} \left(\left\| \mathbf{h}_N \mathbf{h}_N^\top \right\|_2 + \left\| \mathbf{h}'_N \mathbf{h}'_N{}^\top \right\|_2 \right) \\
&\leq \max \frac{1}{N} \left(\left\| \mathbf{h}_N \right\|_2 \left\| \mathbf{h}_N \right\|_2^\top + \left\| \mathbf{h}'_N \right\|_2 \left\| \mathbf{h}'_N \right\|_2^\top \right) \\
&= \max \frac{1}{N} \left(\left\| \mathbf{h}_N \right\|_2^2 + \left\| \mathbf{h}'_N \right\|_2^2 \right) \\
&= \frac{2}{N} \times (\max \mathcal{L}_2 \text{ norm of column of } \mathbf{H})^2, \quad (13)
\end{aligned}$$

where we have used the triangle inequality and $\|\mathbf{ab}\| \leq \|\mathbf{a}\| \|\mathbf{b}\|$. To get a bounded value in (13), we need to define the max L2 norm for the column of \mathbf{H} . One way to do that is by normalizing each column of \mathbf{H} , and therefore, $\Delta_A = \frac{2}{N}$. Next, we will calculate the \mathcal{L}_2 sensitivity of $\mathbf{B} = \frac{1}{N}(\mathbf{V} - \mathbf{R})\mathbf{H}^\top$. Following the definition, we consider two neighboring data matrices \mathbf{V} and \mathbf{V}' and their corresponding neighboring coefficient matrices \mathbf{H} and \mathbf{H}' . The

details calculation of calculating \mathcal{L}_2 sensitivity Δ_B is given as follows:

$$\begin{aligned}
\Delta_B &= \max \frac{1}{N} \left\| (\mathbf{V} - \mathbf{R})\mathbf{H}^\top - (\mathbf{V}' - \mathbf{R})\mathbf{H}'^\top \right\|_2 \\
&= \max \frac{1}{N} \left\| (\mathbf{v}_N - \mathbf{r}_N)\mathbf{h}_N^\top - (\mathbf{v}'_N - \mathbf{r}_N)\mathbf{h}'_N{}^\top \right\|_2 \\
&\leq \max \frac{1}{N} \left(\left\| (\mathbf{v}_N - \mathbf{r}_N)\mathbf{h}_N^\top \right\|_2 + \left\| (\mathbf{v}'_N - \mathbf{r}_N)\mathbf{h}'_N{}^\top \right\|_2 \right) \\
&\leq \max \frac{1}{N} \left(\left\| \mathbf{v}_N - \mathbf{r}_N \right\|_2 \left\| \mathbf{h}_N \right\|_2^\top + \left\| \mathbf{v}'_N - \mathbf{r}_N \right\|_2 \left\| \mathbf{h}'_N \right\|_2^\top \right) \\
&= \max \frac{1}{N} \left(\left\| \mathbf{v}_N - \mathbf{r}_N \right\|_2 + \left\| \mathbf{v}'_N - \mathbf{r}_N \right\|_2 \right) \\
&= \max \frac{2}{N} \left\| \mathbf{v}_N - \mathbf{r}_N \right\|_2 \leq \max \frac{2}{N} (\|v\|_N + \|r\|_N) \quad (14)
\end{aligned}$$

where the second-last equality follows from $\max_{\mathbf{v}_n} \|\mathbf{h}_n\|_2 = 1$, and the last inequality follows from $\|\mathbf{a} - \mathbf{b}\| \leq \|\mathbf{a}\| + \|\mathbf{b}\|$. To get a constant \mathcal{L}_2 sensitivity value in (14), we normalized both the columns of \mathbf{V} and \mathbf{R} . Thus, we have $\Delta_B = \frac{4}{N}$. In the case of excluding the outlier effect, we can stop the update of outlier matrix \mathbf{R} , and we have $\Delta_B = \frac{2}{N}$.

Now as we have \mathcal{L}_2 sensitivity Δ_A, Δ_B and privacy budget (ϵ, δ) in our hand, we can generate noise perturbed statistics \mathbf{A}, \mathbf{B} . Using these values we can form our noisy gradient $\nabla f_W(\mathbf{W})$ and update our dictionary matrix \mathbf{W} . At the end of optimization, we will get differentially private dictionary matrix $\mathbf{W}_{\text{private}}$. The step by step of our implementation is summarized at the Algorithm 2.

3.3 RDP Calculation

As our optimization method follows an iterative process, we add the Gaussian noise $\mathcal{N}(0, \tau^2)$ at every stage of the iteration. The multi-stage DP mechanism requires further mathematical treatment to recalculate the overall privacy budget. Using the propositions (1),(2),(3) stated in the Section 2.2, this study [40] shows that a differentially private mechanism with K stages; where in each stage we add noise from $\mathcal{N}(0, \sigma^2)$ to a function with \mathcal{L}_2 sensitivity Δ ; is equivalent to $(\frac{\alpha_{\text{opt}} K \Delta^2}{2\sigma^2} + \frac{\log \frac{1}{\delta}}{\alpha_{\text{opt}} - 1}, \delta)$ -DP for any $0 < \delta < 1$, where $\alpha_{\text{opt}} = 1 + \sqrt{\frac{2\sigma^2}{K\Delta^2} \log \frac{1}{\delta}}$.

In our implementation, this formula needs to be modified since we add noise to two statistical matrices: \mathbf{A} and \mathbf{B} . This follows to modify the variance of noise terms and \mathcal{L}_2 sensitivity terms as: $(\frac{\alpha_{\text{opt}} K}{2} (\frac{\Delta_A^2}{\sigma_A^2} + \frac{\Delta_B^2}{\sigma_B^2}) + \frac{\log \frac{1}{\delta}}{\alpha_{\text{opt}} - 1}, \delta)$ -DP for any $0 < \delta < 1$ and $\alpha_{\text{opt}} = 1 + \sqrt{\frac{2}{K(\frac{\Delta_A^2}{\sigma_A^2} + \frac{\Delta_B^2}{\sigma_B^2})} \log \frac{1}{\delta}}$.

4 EXPERIMENTAL RESULTS

In this section, we compare the utility of private and non-private algorithm. We define the objective value to show the comparison, quantifying how well the algorithm can decompose the matrix. The objective value is calculated using the following formula:

$$\text{Objective Value} = \frac{1}{2N} \left\| \mathbf{V}^o - \mathbf{W}\mathbf{H} \right\|_2^2. \quad (15)$$

Here, \mathbf{V}^o is the noise-free clean data set. In our experiments, some of the data sets contain noise, and some of them are

Algorithm 2 Privacy Preserving NMF with Outliers

Input: Data matrix \mathbf{V} , step size η_H and η_W , number of iteration n , privacy budget (ϵ, δ)

Output: Differentially private dictionary matrix $\mathbf{W}_{\text{private}}$

Initialisation : $\mathbf{W}_0, \mathbf{H}_0, \mathbf{R}_0$.

- 1: **for** $t = 1$ to n **do**
- 2: Learn \mathbf{H}_t and \mathbf{R}_t based on \mathbf{W}_{t-1}
 $(\mathbf{H}_t, \mathbf{R}_t) := \underset{\mathbf{H} \geq 0, \mathbf{R} \in \mathcal{Q}}{\operatorname{argmin}} L(\mathbf{V}, \mathbf{W}_{t-1}, \mathbf{H}, \mathbf{R})$,
 where matrices update as follow
 $\mathbf{H}^+ := \mathcal{P}_+(\mathbf{H} - \eta_H \nabla q(\mathbf{H}))$.
 $\mathbf{R}^+ := S_{\lambda, M}(\mathbf{V} - \mathbf{W}\mathbf{H}^+)$.
- 3: Calculate the noise perturbed statistics matrices
 $\bar{\mathbf{A}}_t := \frac{1}{N} \mathbf{H}_t \mathbf{H}_t^\top + \mathcal{N}(0, \tau_A^2)^{K \times K}$,
 $\bar{\mathbf{B}}_t := \frac{1}{N} (\mathbf{V} - \mathbf{R}_t) \mathbf{H}_t^\top + \mathcal{N}(0, \tau_B^2)^{D \times K}$,
 where
 $\tau_A = \frac{\Delta_A}{\epsilon} \sqrt{2 \log \frac{1.25}{\delta}}$.
 $\tau_B = \frac{\Delta_B}{\epsilon} \sqrt{2 \log \frac{1.25}{\delta}}$.
- 4: Calculate the noisy gradient $\nabla f_W(\mathbf{W})$ with the noise perturbed statistics matrices.
 $f_W(\mathbf{W}) = \mathbf{W}_{t-1} \bar{\mathbf{A}}_t - \bar{\mathbf{B}}_t$
- 5: Learn dictionary matrix with the noisy gradient ∇f_W
 $\mathbf{W}_t := \underset{\mathbf{W} \in \mathcal{C}}{\operatorname{argmin}} \frac{1}{2} \operatorname{tr}(\mathbf{W}^\top \mathbf{W} \bar{\mathbf{A}}_t) - \operatorname{tr}(\mathbf{W}^\top \bar{\mathbf{B}}_t)$.
 where dictionary matrix updates as follow
 $\mathbf{W}^+ := \mathcal{P}_C(\mathbf{W} - \eta_W \nabla f_W(\mathbf{W}))$.
- 6: **end for**
- 7: **return** $\mathbf{W}_{\text{private}}$

not. For a fair comparison, we evaluate only how well the decomposition $\mathbf{W}\mathbf{H}$ can reconstruct the noise-free data \mathbf{V}° .

To evaluate our proposed method, we use six real data sets. Among them, four are text data sets, and two are face image data sets. The size of the dataset and the corresponding latent dimension K are mentioned in the Tab. 2. In the experiments, we use fixed $\delta = 10^{-5}$ and vary ϵ to show the effect of the privacy budget. Also, we normalized each data sample of \mathbf{V} so that it has a unit maximum index value.

4.1 Hyperparameter Selection and Initialization

We followed the same hyperparameter settings mentioned in Renbo's paper [18] except for the learning rate. Renbo's paper suggests using the same learning rate for updating both matrices: dictionary matrix \mathbf{W} and coefficient matrix \mathbf{H} for ease of parameter tuning. Nevertheless, the optimization process requires a different configuration in our privacy-preserving implementation. As discussed in Section 3, we add normally distributed noise in the gradient calculation $\nabla f_W(\mathbf{W})$ for updating \mathbf{W} whereas matrix \mathbf{H} updates with its original gradient calculation $\nabla q(\mathbf{H})$. This biased behavior for updating matrices motivates us to use different learning rates. By doing a grid search empirically, we found that the learning rate for updating \mathbf{W} should be much lower (about 10,000 to 20,000 times depending on the dataset) compared to that of updating \mathbf{H} .

To initialize \mathbf{W}_0 and \mathbf{H}_0 , we follow Non negative Double Singular Value Decomposition (NNDSVD) [41]. Experimen-

ϵ	Guardian News Articles	UCI-news-aggregator
0.5	0.4511	0.9996975
0.6	0.4529	0.9996895
0.7	0.4535	0.9996849
0.8	0.4547	0.9996836
0.9	0.4543	0.9996832
0.999	0.4540	0.9996839
Non-Private	0.4658	0.9996816

Table 3: Comparison Average Coherence Score

tally, we found that it performs better than random initialization in minimizing the Objective Value (15). Due to the sparseness in nature, we initialize \mathbf{R}_0 with all zero entries.

4.2 Text Data Set

With the text data set, we apply the topic modeling algorithm. Topic modeling is a statistical algorithm that identifies the abstract topics present in the set of documents. A document generally contains multiple topics with different proportions. Suppose a document is said to be "80% about religion and 20% percent about politics". In that case, it means about 80 percent of words related to religion and 20 percent related to politics. The topic modeling algorithm tries to find the unique "cluster of words" that indicates one single topic from the document. We discuss more about it and its implementation in Appendix A.

We evaluate our proposed method by showing the learning curve with respect to variable privacy budget ϵ in each iteration, and topic word distribution. We also calculate the overall ϵ using RDP calculation and show the comparison of objective value with that of the non-private mechanism to select optimum ϵ_i in each iteration. For two data sets, we compared the topic word distribution and average coherence score between non-private and private algorithm.

Here is a short description of each text data sets.

Guardian News Articles. This data set consists of 4551 news articles collected from Guardian News API in 2006. The detailed mechanism of collecting the articles is described in this paper [42]. Here we extract eight distinguished topics ($K = 8$) from the dataset and show the high-scoring word distributions corresponding to the topics.

UCI News Aggregator Dataset. This data set [43] is formed by collecting news from a web aggregator from 10-March-2014 to 10-August-2014. There is a total of 422937 news articles in the data set. The topics covered in the news articles are entertainment, science and technology, business, and health. We take 750 news articles from each category and apply the NMF algorithm.

RCV1. Reuters Corpus Volume I (RCV1) [44] archive consists of over 800,000 manually categorized news wires. For our experiment, we randomly select approximately $\frac{1}{10}$ -th of the features that contain 9625 documents.

TDT2. The TDT2 [45] text database contains 9394 documents of size 9394×36771 -dimensional matrix. Here, we randomly select $\frac{1}{10}$ -th of the features.

Utility Comparison on Text Data Set Fig. 2 shows the utility gap between private and non-private mechanism's output for the text data sets. For all the data sets, there exists a little utility gap, and this gap decreases further for a higher privacy budget ϵ . Comparing the convergence speed,

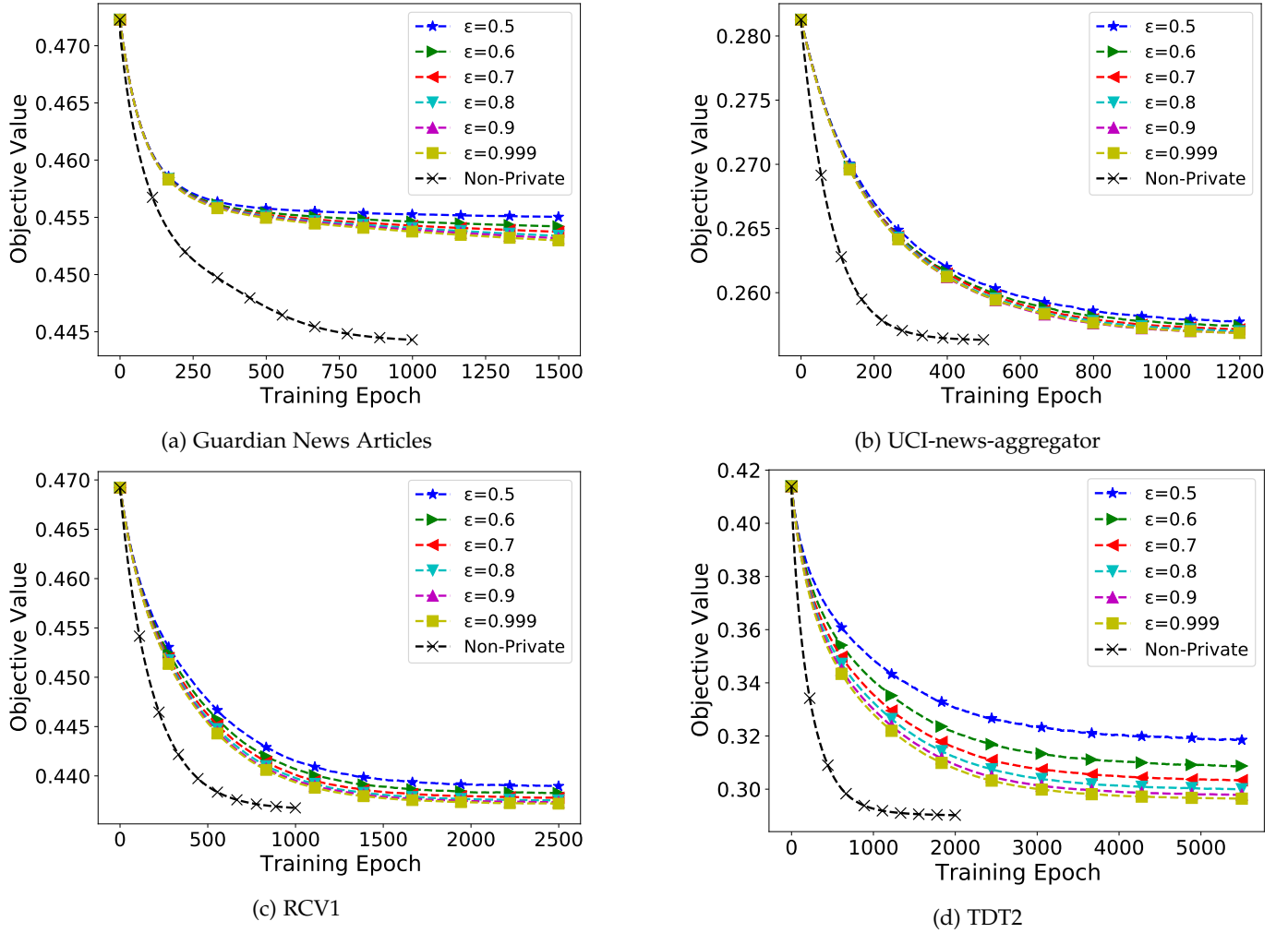


Figure 2: Utility Comparison on Text Data Set

private learning needs more epochs to reach the optimum loss point. This is because we have to keep the learning rate lower in private learning. Also, the noisy gradient can be responsible to reach the optimum loss point lately.

Average Topic Coherence Score Table 3 shows the average topic coherence score comparison for Guardian News Articles and UCI-news-aggregator data sets. Topic coherence score measures quantitatively how the topic modeling algorithm performs. In short, topic coherence attempts to represent human intractability through a mathematical framework by measuring the semantic link between high-scoring words. The greater the coherence score, the more human-interpretable the “cluster of words” is. It is also used to tune the hyperparameter, topic number K . We discuss about topic coherence in more detail in Appendix A.

As Table 3 shows, topic coherence score increases with increasing the privacy budget ϵ for Guardian News Articles data set, which is self-explanatory. For UCI-news-aggregator data set, all the scores are very close to each other in respect to privacy budget. The almost equal optimum loss point for private and non-private learning in Fig. 2b also justifies this high similarity coherence score.

Overall ϵ on Text Data Set Fig. 3 shows the overall ϵ and also the utility gap between private and non-private mecha-

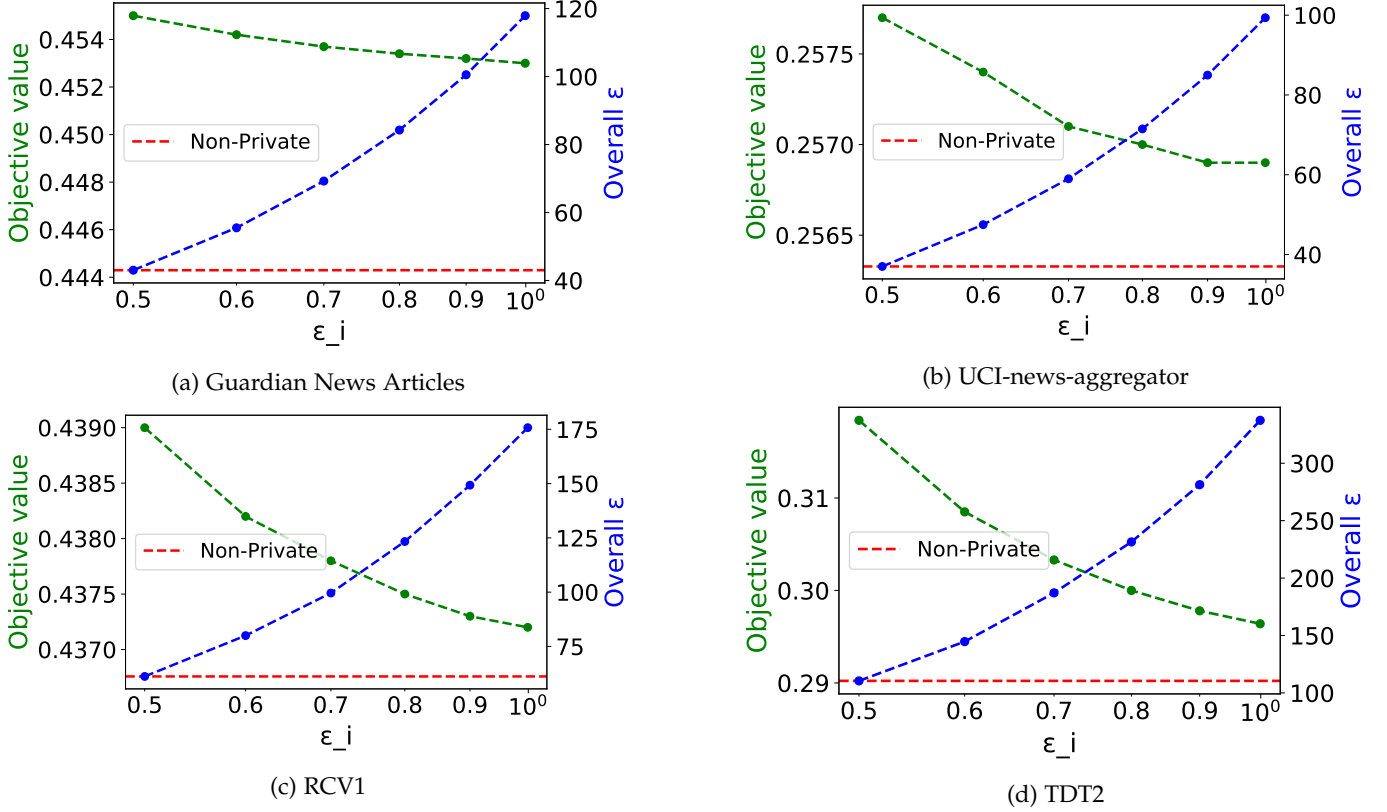
nisms after reaching the optimum solution. This result helps to decide how much one has to introduce privacy budget ϵ_i in each stage of iteration, considering the utility gap and overall ϵ .

Topic Word Comparison Fig. 4 shows the topic word comparison for private and non-private algorithm. We choose two data sets to show this comparison-UCI-news-aggregator and Guardian News Articles. The topic word distribution looks almost similar for private and non-private mechanism, which justifies the high similarity of coherence scores (Table 3).

4.3 Face Image Data Set

With the face image dataset, we generate the fundamental facial feature by which one can reconstruct all the face images of the dataset. The details of the implementation are discussed in Appendix B. Like the text dataset, we also show the overall ϵ and utility comparison to select ϵ_i for each iteration. Additionally, as the effect of outliers is much visible and common in practice for image data, we conduct our experiments with additional noise outlier dataset. Short description of each text data sets are given below:

YaleB. There are 2414 face images in YaleB [46] of size 32×32 . The sample images are captured in different light

Figure 3: Overall ϵ and Objective Value on Text Data Set

conditions. There are 38 subjects (male and females) in the data set.

CBCL. The CBCL [47] database contains 2429 face images of size 19×19 . The facial photos consist of 19×19 hand-aligned frontal shots. Each face image is processed beforehand. The grey scale intensities of each image are first linearly adjusted so that the pixel mean and standard deviation are equal to 0.25, and then clipped to the range $[0, 1]$.

Utility Comparison on Face Image Data Sets Fig. 5 shows the learning curve of private and non-private mechanism for the face image data sets. All the characteristics of the simulation result are similar to the text data sets result. The utility gap is very small and is even smaller for higher privacy budget (ϵ).

Overall ϵ on Face Image Data Sets Fig. 6 shows the overall ϵ and utility gap after reaching the optimum loss point. Based on the criteria of preserving privacy as well as the tolerance of utility gap, one can select how much privacy budget ϵ_i one needs to introduce in each iteration.

Basic Representation Comparison Fig. 7 shows how algorithm learns the fundamental representation of face image under privacy and non-privacy mechanism. In the case of ($\epsilon = 0.5, \delta = 10^{-5}$)-DP Private, the facial features are noisy compared to the non-privacy mechanism. However, they can still generate the interpretable human facial feature

Data Set with Outlier We also performed experiments to demonstrate the effect of outliers. We contaminated the Yaleb dataset with outliers, as mentioned in [18]. In short, we randomly chose 10% of user data from the dataset, and then we contaminated 70% of the pixel with uniform

Privacy Budget	Ours	DPNMF
Non-private	0.0624	0.8568
$\epsilon = 0.3$	0.0675	1.1953
$\epsilon = 0.5$	0.0648	1.0785
$\epsilon = 0.7$	0.0640	1.0155

Table 4: RMSE comparison on MovieLens 1M Dataset

noise distribution noise $\mathcal{U}[-1, 1]$. The simulation results are shown in the Fig. 8. In Section 3, it has been mathematically shown that the \mathcal{L}_2 sensitivity of matrix \mathbf{B} is double when we allow for updating the outlier matrix \mathbf{R} . Higher \mathcal{L}_2 sensitivity gives more noise to ensure the privacy budget (ϵ, δ) we demand. Thus the basic representation of Fig. 8d is more noisy compared to the Fig. 7b.

4.4 Comparison

Compared with existing work, this work [20] proposed the Differential Private NMF algorithm (DPNMF) only for recommender systems using the Laplacian mechanism. On the contrary, our proposed method works for any part-based learning NMF-based tasks. Moreover, the Laplacian mechanism follows \mathcal{L}_1 sensitivity to add noise in contrast to \mathcal{L}_2 sensitivity. In our context and many machine learning tasks where we need to add noise to vectors with many elements, \mathcal{L}_2 sensitivity is much lower than \mathcal{L}_1 sensitivity [48]. Furthermore, their work fails to calculate the \mathcal{L}_1 sensitivity of the desired objective function directly, whereas we can precisely calculate the \mathcal{L}_2 sensitivity of the gradient function. Moreover, they used the alternating non-negative least

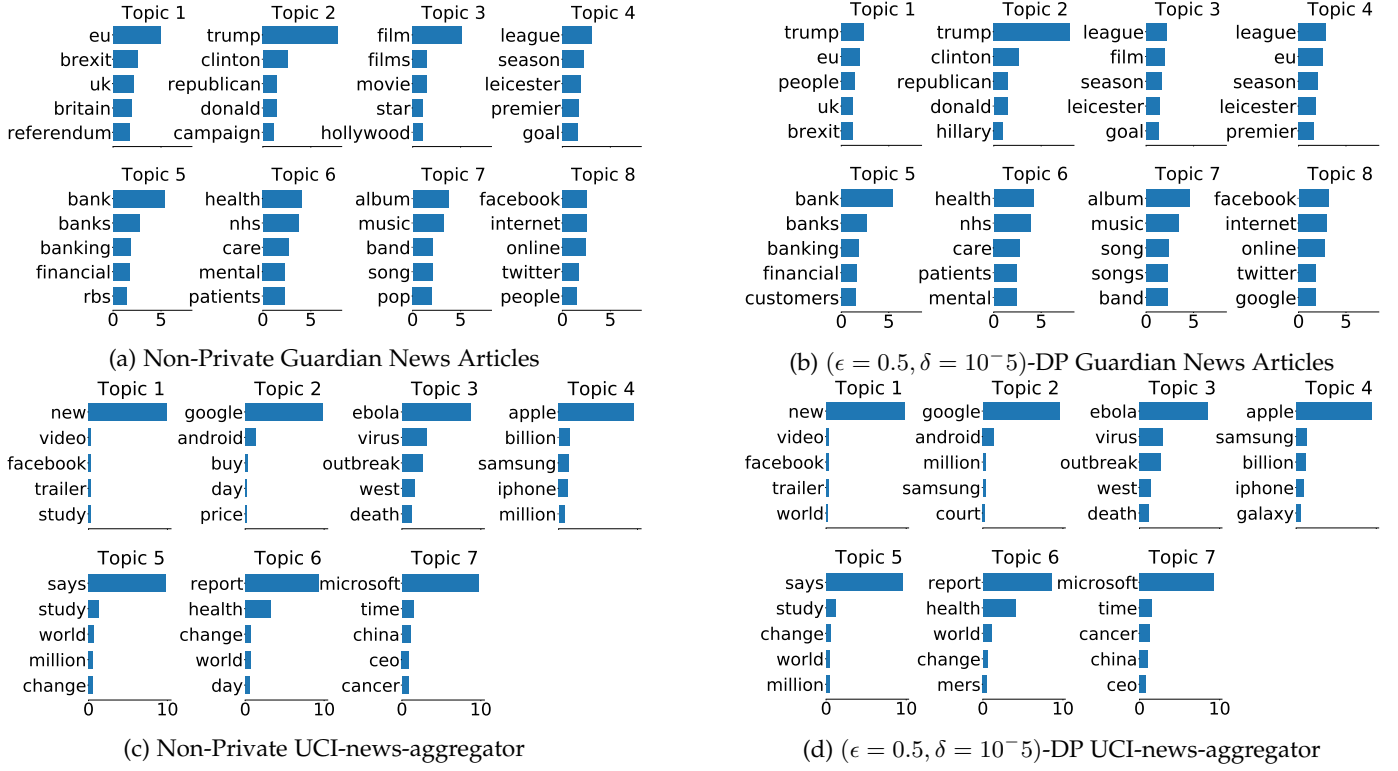


Figure 4: Topic Word Comparison

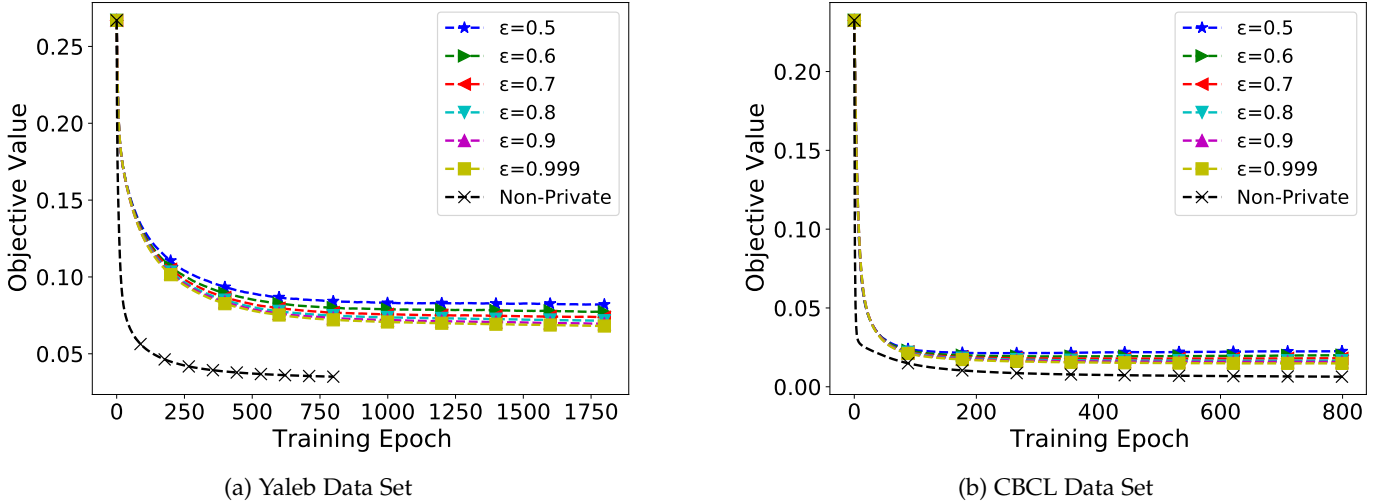


Figure 5: Utility Comparison on Face Image Data Set

square algorithm (ANLS) [49] for their base NMF approach, where there is no mechanism to remove the outlier effect.

We also performed simulations for comparison on the MovieLens 1M Dataset [50], and defined a similar evaluation metric, RMSE, as in [20]: $RMSE = \frac{1}{\sqrt{N}} \left\| \mathbf{V} - \hat{\mathbf{V}} \odot \mathbf{X} \right\|_2$,

where $\mathbf{V} \in \mathcal{R}_+^{U \times I}$ is the user-item matrix, $\hat{\mathbf{V}}$ and \mathbf{X} , same shape as \mathbf{V} , are the predicted user-item matrix and the observation mask respectively, and N is the number of user-item pairs. Each entry v_{ui} in user-item matrix denotes how much a user $u \in U$ gives rating to an item $i \in I$. Each entry x_{ui} of observation mask matrix is set to 1 if user u has rated

the item i , and 0 otherwise. The findings of the simulation comparison are provided in Tab. 4. The comparison shows that our method outperforms the DPNMF.

5 CONCLUSION AND FUTURE WORKS

We proposed a novel privacy-preserving NMF algorithm that can learn the dictionary matrix $\mathbf{W}_{private}$ from the data matrix \mathbf{V} preserving the privacy of data in any NMF-related task. Our proposed algorithm enjoys (ϵ, δ) -differential privacy guarantee with good performance results. It adds white additive noise to the function's output based on the privacy budget and \mathcal{L}_2 sensitivity following the

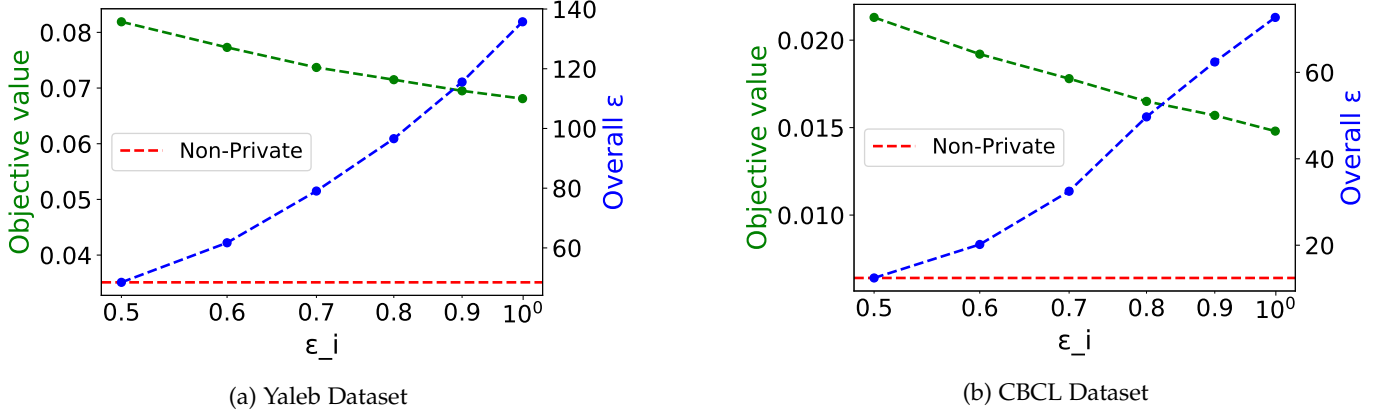
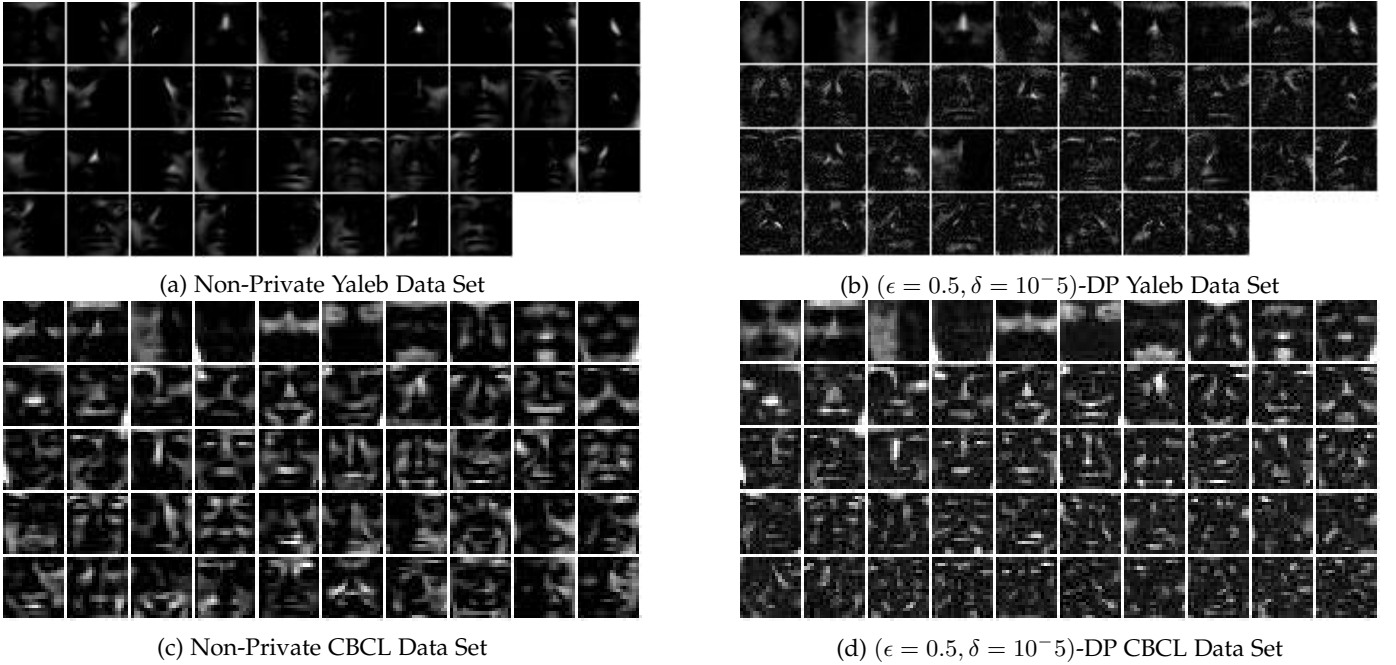
Figure 6: Overall ϵ and Objective Value on Face Image Data Set

Figure 7: Basic Representation Comparison

Gaussian mechanism. The proposed algorithm shows a comparable result with the non-private algorithm. Moreover, we calculate the overall ϵ for multi-stage composition cases using Rényi Differential Privacy. The overall ϵ along with the utility gap plot can give control to select ϵ_i in each epoch. One can choose a privacy budget ϵ_i for each iteration stage depending on how much utility gap one can tolerate and how much privacy to preserve one wants. We experimentally justified our proposed method and compared the result using six real data sets. All the results show a small utility gap compared to the non-private mechanism. When comparing the learning curve, the private mechanism needs more epochs to reach the optimum loss point because we have to use a smaller step size in private learning. Also, adding noise in the ∇f_W calculation can disturb the training. The text data set shows the similarity between the topic word distributions. We quantitatively measure this similarity by using the Topic Coherence score. In the face image data set, we compare facial feature construction. In

private learning, there exists some noise in the facial feature because of the noisy gradient of ∇f_W . However, the features can still show the fundamental facial parts of the human face. Also, our experimental results of facial decomposition show that the performance of the image data set is more sensitive to privacy noise compared to the text data set. It will be an interesting work to mitigate the noise effect on the face image data set.

Here we use the private data matrix \mathbf{W} at the single node-data curator. However, when it is not possible to accumulate all the private data at a single node, we need to transform our mechanism into federated learning and decentralized learning [51]. It will be interesting to see how our proposed mechanism will work under the decentralized framework. Moreover, we use the offline method to implement the NMF algorithm in our implementation. Nevertheless, in the case of big data implementation, we need to focus on online learning and batch learning. It directs another possible privacy framework: privacy amplification

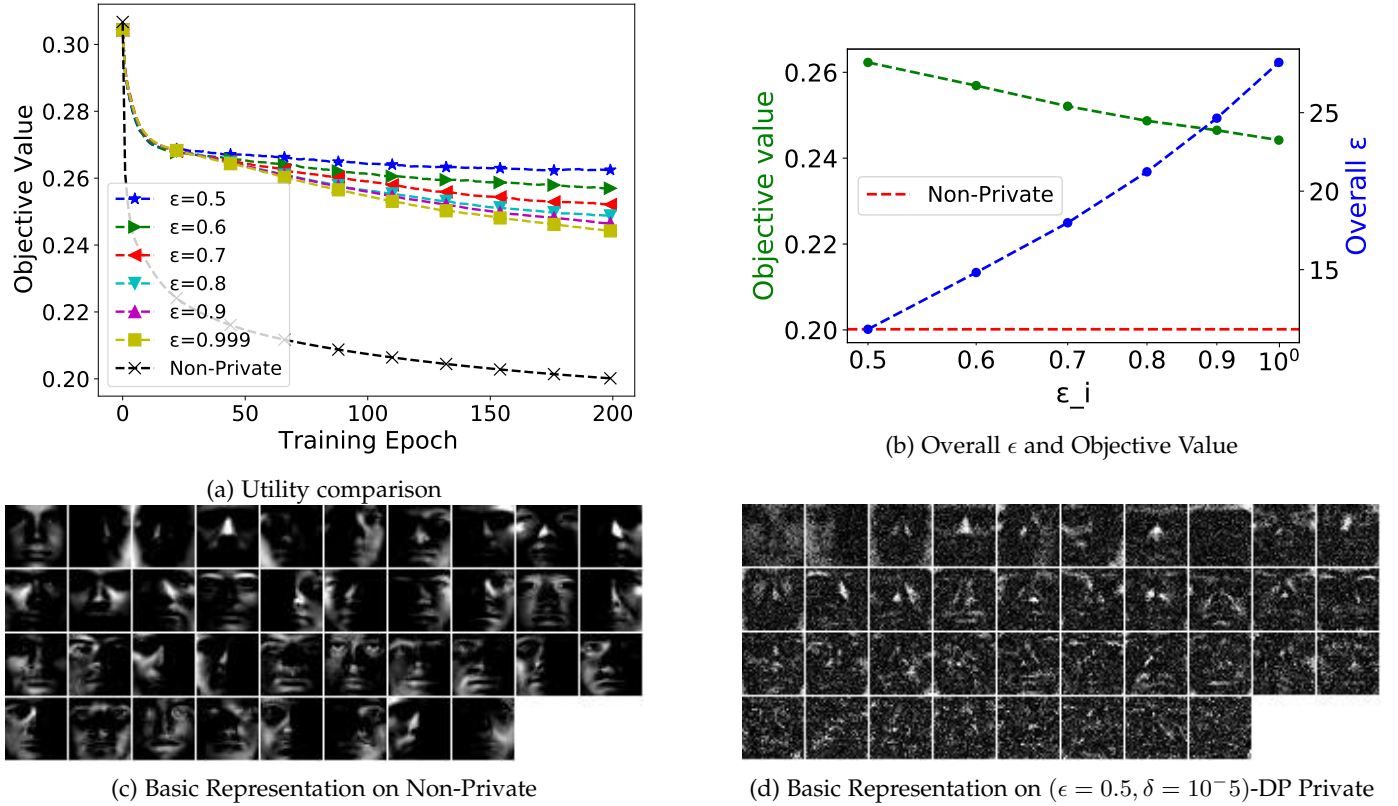


Figure 8: Yaleb Data Set with Outlier

by sub-sampling [52].

ACKNOWLEDGMENTS

The authors would like to express their sincere gratitude towards the authorities of the Department of Electrical and Electronic Engineering and Bangladesh University of Engineering and Technology (BUET) for providing constant support throughout this research work.

REFERENCES

- [1] P. O. Hoyer, "Non-negative matrix factorization with sparseness constraints," *Journal of machine learning research*, vol. 5, no. 9, 2004.
- [2] A. Narayanan and V. Shmatikov, "How to break anonymity of the netflix prize dataset," *arXiv preprint cs/0610105*, 2006.
- [3] J. Le Ny and G. J. Pappas, "Differentially private filtering," *IEEE Transactions on Automatic Control*, vol. 59, no. 2, pp. 341–354, 2013.
- [4] L. Sweeney, "Only you, your doctor, and many others may know," *Technology Science*, vol. 2015092903, no. 9, p. 29, 2015.
- [5] M. Fredrikson, S. Jha, and T. Ristenpart, "Model inversion attacks that exploit confidence information and basic countermeasures," in *Proceedings of the 22nd ACM SIGSAC conference on computer and communications security*, 2015, pp. 1322–1333.
- [6] L. Zhu, Z. Liu, and S. Han, "Deep leakage from gradients," *Advances in Neural Information Processing Systems*, vol. 32, 2019.
- [7] C. Dwork, A. Roth *et al.*, "The algorithmic foundations of differential privacy," *Found. Trends Theor. Comput. Sci.*, vol. 9, no. 3–4, pp. 211–407, 2014.
- [8] C. Dwork, F. McSherry, K. Nissim, and A. Smith, "Calibrating noise to sensitivity in private data analysis," in *Theory of cryptography conference*. Springer, 2006, pp. 265–284.
- [9] J. Vaidya, Y. M. Zhu, and C. W. Clifton, *Privacy and data mining*. Springer, 2006.
- [10] L. Zhou, V. Varadharajan, and M. Hitchens, "Achieving secure role-based access control on encrypted data in cloud storage," *IEEE transactions on information forensics and security*, vol. 8, no. 12, pp. 1947–1960, 2013.
- [11] D. Lee and H. S. Seung, "Algorithms for non-negative matrix factorization," in *Advances in Neural Information Processing Systems*, T. Leen, T. Dietterich, and V. Tresp, Eds., vol. 13. MIT Press, 2001. [Online]. Available: <https://proceedings.neurips.cc/paper/2000/file/f9d1152547c0bde01830b7e8bd60024c-Paper.pdf>
- [12] Y. Xu, W. Yin, Z. Wen, and Y. Zhang, "An alternating direction algorithm for matrix completion with nonnegative factors," *Frontiers of Mathematics in China*, vol. 7, no. 2, pp. 365–384, 2012.
- [13] J. Kim and H. Park, "Toward faster nonnegative matrix factorization: A new algorithm and comparisons," in *2008 Eighth IEEE International Conference on Data Mining*. IEEE, 2008, pp. 353–362.
- [14] H. Kim and H. Park, "Nonnegative matrix factorization based on alternating nonnegativity constrained least squares and active set method," *SIAM journal on matrix analysis and applications*, vol. 30, no. 2, pp. 713–730, 2008.
- [15] C.-J. Lin, "Projected gradient methods for nonnegative matrix factorization," *Neural computation*, vol. 19, no. 10, pp. 2756–2779, 2007.
- [16] Y.-X. Wang and Y.-J. Zhang, "Nonnegative matrix factorization: A comprehensive review," *IEEE Transactions on knowledge and data engineering*, vol. 25, no. 6, pp. 1336–1353, 2012.
- [17] J. Kim, Y. He, and H. Park, "Algorithms for nonnegative matrix and tensor factorizations: A unified view based on block coordinate descent framework," *Journal of Global Optimization*, vol. 58, no. 2, pp. 285–319, 2014.
- [18] R. Zhao and V. Y. Tan, "Online nonnegative matrix factorization with outliers," *IEEE Transactions on Signal Processing*, vol. 65, no. 3, pp. 555–570, 2016.
- [19] Z. Alsulaimawi, "A non-negative matrix factorization framework for privacy-preserving and federated learning," in *2020 IEEE 22nd International Workshop on Multimedia Signal Processing (MMSP)*. IEEE, 2020, pp. 1–6.
- [20] X. Ran, Y. Wang, L. Y. Zhang, and J. Ma, "A differentially private nonnegative matrix factorization for recommender system," *Information Sciences*, vol. 592, pp. 21–35, 2022.

- [21] C. Dwork and A. Smith, "Differential privacy for statistics: What we know and what we want to learn," *Journal of Privacy and Confidentiality*, vol. 1, no. 2, 2010.
- [22] M. Abadi, A. Chu, I. Goodfellow, H. B. McMahan, I. Mironov, K. Talwar, and L. Zhang, "Deep learning with differential privacy," in *Proceedings of the 2016 ACM SIGSAC conference on computer and communications security*, 2016, pp. 308–318.
- [23] K. Chaudhuri and C. Monteleoni, "Privacy-preserving logistic regression," *Advances in neural information processing systems*, vol. 21, 2008.
- [24] K. Chaudhuri, C. Monteleoni, and A. D. Sarwate, "Differentially private empirical risk minimization," *Journal of Machine Learning Research*, vol. 12, no. 3, 2011.
- [25] S. Song, K. Chaudhuri, and A. D. Sarwate, "Stochastic gradient descent with differentially private updates," in *2013 IEEE Global Conference on Signal and Information Processing*. IEEE, 2013, pp. 245–248.
- [26] Z. Ji, Z. C. Lipton, and C. Elkan, "Differential privacy and machine learning: a survey and review," *arXiv preprint arXiv:1412.7584*, 2014.
- [27] C. Li, P. Zhou, L. Xiong, Q. Wang, and T. Wang, "Differentially private distributed online learning," *IEEE transactions on knowledge and data engineering*, vol. 30, no. 8, pp. 1440–1453, 2018.
- [28] R. Bassily, A. Smith, and A. Thakurta, "Private empirical risk minimization: Efficient algorithms and tight error bounds," in *2014 IEEE 55th Annual Symposium on Foundations of Computer Science*. IEEE, 2014, pp. 464–473.
- [29] K. Ligett, S. Neel, A. Roth, B. Waggoner, and S. Z. Wu, "Accuracy first: Selecting a differential privacy level for accuracy constrained erm," *Advances in Neural Information Processing Systems*, vol. 30, 2017.
- [30] D. Wang, M. Ye, and J. Xu, "Differentially private empirical risk minimization revisited: Faster and more general," *Advances in Neural Information Processing Systems*, vol. 30, 2017.
- [31] E. Nozari, P. Tallapragada, and J. Cortés, "Differentially private distributed convex optimization via functional perturbation," *IEEE Transactions on Control of Network Systems*, vol. 5, no. 1, pp. 395–408, 2016.
- [32] F. McSherry and K. Talwar, "Mechanism design via differential privacy," in *48th Annual IEEE Symposium on Foundations of Computer Science (FOCS'07)*. IEEE, 2007, pp. 94–103.
- [33] K. Nissim, S. Raskhodnikova, and A. Smith, "Smooth sensitivity and sampling in private data analysis," in *Proceedings of the thirty-ninth annual ACM symposium on Theory of computing*, 2007, pp. 75–84.
- [34] I. Mironov, "Rényi differential privacy," in *2017 IEEE 30th Computer Security Foundations Symposium (CSF)*. IEEE, 2017, pp. 263–275.
- [35] Y. Qian, C. Tan, D. Ding, H. Li, and N. Mamoulis, "Fast and secure distributed nonnegative matrix factorization," *IEEE Transactions on Knowledge and Data Engineering*, 2020.
- [36] B. Shen, B.-D. Liu, Q. Wang, and R. Ji, "Robust nonnegative matrix factorization via l1 norm regularization by multiplicative updating rules," in *2014 IEEE International Conference on Image Processing (ICIP)*. IEEE, 2014, pp. 5282–5286.
- [37] C. Févotte and N. Dobigeon, "Nonlinear hyperspectral unmixing with robust nonnegative matrix factorization," *IEEE Transactions on Image Processing*, vol. 24, no. 12, pp. 4810–4819, 2015.
- [38] C.-J. Lin, "On the convergence of multiplicative update algorithms for nonnegative matrix factorization," *IEEE Transactions on Neural Networks*, vol. 18, no. 6, pp. 1589–1596, 2007.
- [39] K. B. Petersen, M. S. Pedersen et al., "The matrix cookbook," *Technical University of Denmark*, vol. 7, no. 15, p. 510, 2008.
- [40] H. Imtiaz, J. Mohammadi, R. Silva, B. Baker, S. M. Plis, A. D. Sarwate, and C. D. Vince, "A correlated noise-assisted decentralized differentially private estimation protocol, and its application to fmri source separation," *IEEE Transactions on Signal Processing*, pp. 1–1, 2021.
- [41] C. Boutsidis and E. Gallopoulos, "Svd based initialization: A head start for nonnegative matrix factorization," *Pattern recognition*, vol. 41, no. 4, pp. 1350–1362, 2008.
- [42] D. O'callaghan, D. Greene, J. Carthy, and P. Cunningham, "An analysis of the coherence of descriptors in topic modeling," *Expert Systems with Applications*, vol. 42, no. 13, pp. 5645–5657, 2015.
- [43] D. Dua and C. Graff, "UCI machine learning repository," 2017. [Online]. Available: <http://archive.ics.uci.edu/ml>
- [44] D. D. Lewis, Y. Yang, T. G. Rose, and F. Li, "Rcv1: A new benchmark collection for text categorization research," *J. Mach. Learn. Res.*, vol. 5, pp. 361–397, Dec. 2004. [Online]. Available: <http://dl.acm.org/citation.cfm?id=1005332.1005345>
- [45] "The tdt-2 text and speech corpus," <http://www.itl.nist.gov/iad/mig/publications/proceedings/darpa99/html/tdt110/tdt110.htm>.
- [46] "The extended yale face database b," <http://vision.ucsd.edu/~leekc/ExtYaleDatabase/ExtYaleB.html>.
- [47] B. Weyrauch, B. Heisele, J. Huang, and V. Blanz, "Component-based face recognition with 3d morphable models," in *Proceedings of the 2004 Conference on Computer Vision and Pattern Recognition Workshop (CVPRW'04) Volume 5 - Volume 05*, ser. CVPRW '04. Washington, DC, USA: IEEE Computer Society, 2004, pp. 85–. [Online]. Available: <http://dl.acm.org/citation.cfm?id=1032636.1032976>
- [48] J. P. Near and C. Abuah, *Programming Differential Privacy*, 2021, vol. 1. [Online]. Available: <https://uvm-plaid.github.io/programming-dp/>
- [49] N. Gillis et al., "Nonnegative matrix factorization: Complexity, algorithms and applications," *Unpublished doctoral dissertation, Université catholique de Louvain. Louvain-La-Neuve: CORE*, 2011.
- [50] F. Harper and J. Konstan, "Movielens data set," *ACM Trans Interact Intell Syst*, 2016, 5: 1, vol. 19, 2006.
- [51] K. Wei, J. Li, M. Ding, C. Ma, H. H. Yang, F. Farokhi, S. Jin, T. Q. Quek, and H. V. Poor, "Federated learning with differential privacy: Algorithms and performance analysis," *IEEE Transactions on Information Forensics and Security*, vol. 15, pp. 3454–3469, 2020.
- [52] B. Balle, G. Barthe, and M. Gaboardi, "Privacy amplification by subsampling: Tight analyses via couplings and divergences," *Advances in Neural Information Processing Systems*, vol. 31, 2018.
- [53] L. Cao and L. Fei-Fei, "Spatially coherent latent topic model for concurrent segmentation and classification of objects and scenes," in *2007 IEEE 11th International Conference on Computer Vision*. IEEE, 2007, pp. 1–8.
- [54] D. M. Blei, "Probabilistic topic models," *Communications of the ACM*, vol. 55, no. 4, pp. 77–84, 2012.
- [55] G. Salton and C. Buckley, "Term-weighting approaches in automatic text retrieval," *Information processing & management*, vol. 24, no. 5, pp. 513–523, 1988.
- [56] A. Berger, R. Caruana, D. Cohn, D. Freitag, and V. Mittal, "Bridging the lexical chasm: statistical approaches to answer-finding," in *Proceedings of the 23rd annual international ACM SIGIR conference on Research and development in information retrieval*, 2000, pp. 192–199.
- [57] J. Ramos et al., "Using tf-idf to determine word relevance in document queries," in *Proceedings of the first instructional conference on machine learning*, vol. 242, no. 1. Citeseer, 2003, pp. 29–48.



Swapnil Saha received his B.Sc. degree from the Bangladesh University of Engineering and Technology (BUET), Dhaka, Bangladesh in 2022. His research interest focuses on math-driven problems requiring efficient solutions that include but are not limited to optimization, information theory, and privacy-preserving machine learning. Currently, he is doing research on distributed machine learning algorithm with a focus on data privacy.



Hafiz Imtiaz completed his PhD from Rutgers University, New Jersey, USA in 2020. He earned his second M.Sc. degree from Rutgers University in 2017, his first M.Sc. degree and his B.Sc. degree from Bangladesh University of Engineering and Technology (BUET), Dhaka, Bangladesh in 2011 and 2009, respectively. He is currently an Associate Professor with the Department of Electrical and Electronic Engineering at BUET. Previously, he worked as an intern at Qualcomm and Intel Labs, focusing on activity/image analysis and adversarial attacks on neural networks, respectively. His primary area of research includes developing privacy-preserving machine learning algorithms for decentralized data settings. More specifically, he focuses on matrix and tensor factorization, and optimization problems, which are core components of modern machine learning algorithms.

APPENDIX A

TOPIC MODELING AND ITS IMPLEMENTATION

A.1 Topic Modeling

Topic modeling is a statistical model used in statistics and natural language processing to discover the abstract “topics” that occur in a collection of documents. Topic modeling is a common text-mining technique to uncover hidden semantic structures within a text body. Given that a document is about a specific topic, one would expect certain words to appear more or less frequently: “dog” and “bone” will appear more frequently in documents about dogs, “cat” and “meow” will appear more frequently in documents about cats, and “the” and “is” will appear roughly equally in both. A document typically addresses multiple topics in varying proportions; therefore, a document that is 10 % about cats and 90 % about dogs would likely contain nine times as many dog words as cat words. The “topics” generated by topic modeling techniques are word clusters. A topic model encapsulates this intuition in a mathematical framework, enabling the examination of a set of documents and the identification of their potential topics and balance of topics based on the statistics of their words.

Topic models are also known as probabilistic topic models, which refer to statistical algorithms for identifying the latent semantic structures of a large text body. In this information age, the amount of written material we encounter daily exceeds our capacity to process it. Extensive collections of unstructured text bodies can be organized and comprehended better with topic models. Originally developed as a tool for text mining, topic models have been used to detect instructive structures in data, including genetic information, images, and networks. They have applications in fields such as computer vision [53] and bioinformatics [54].

A text document consists of one or more topics. In the mathematical context, we can say that the linear combination of topics forms each text document. Each topic reflects its semantic meaning by some representative ‘cluster of words’. In topic modeling, we find these representative clusters of words from the corpus and the coefficient weights which say how much a single topic is more present than others in a single document. In the context of NMF decomposition, data matrix \mathbf{V} contains the text documents, dictionary matrix \mathbf{W} contains topic words, and coefficient matrix \mathbf{H} contains the coefficient weight.

A.2 Text Pre-processing

The first step before applying any topic modeling algorithm is to do text preprocessing. Raw documents contain textual words which need to convert into numerical form. To do so, we split each word from the document and give a unique token to each of them.

Let us say we have five documents in our corpus of documents, and there is a total of 100 unique words present in all documents. Then, after tokenizing the corpus of documents, we will form a matrix \mathbf{A} of size 100×5 . Column entry indicates the document number, and row number indicates the specific term word. If $a_{ij} = 3$ in \mathbf{A} where $i = 50, j = 4$,

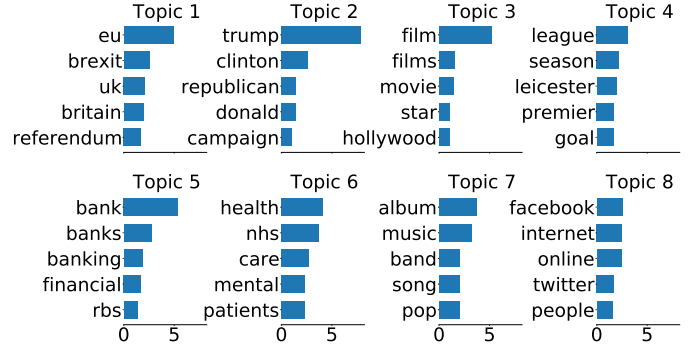


Figure 9: Topic Word Distribution of Guardian News Articles

it means that 50 ‘no-term word’ is used 3 times in the 4th document.

However, we need further preprocessing to do actual topic modeling. Intuitively all the words in a document do not contribute equal contributions to determine the topic category of this document. Besides, some high-frequency words (like articles and auxiliary verbs) and low-frequency words do not indicate a specific topic. We remove these unnecessary words and add weight to the important topic words. The first one is done easily by simple text preprocessing like maximum frequency filtering, minimum frequency filtering, and stop-word (which stores predefined high-frequency English words) filtering. To give extra weight to important topic words, we need to introduce a new mathematical framework: term frequency-inverse document frequency (TF-IDF) [55] [56].

TF-IDF wants to calculate quantitatively how a term word is “important” to determine the nature of the specific document’s topic category. The calculation involves two steps. First, it computes the frequency of word terms in that specific document. Then it computes the frequency in all the documents. The second calculation wants to penalize if the term word is common in all documents. The equation of TF-IDF is as follows [57]

$$w_d = f_{w,d} \times \log \left(\frac{|D|}{f_{w,D}} \right).$$

In our implementation we use scikit-learn default function `TfidfVectorizer()` to produce TF-IDF normalized document-term matrix. According to our notation, `TfidfVectorizer()` produces matrix of size $\mathbf{D} \times \mathbf{N}$ where \mathbf{D} is the number of word term after processing the text data and \mathbf{N} is the total number of documents present in the corpus. Now the corpus of raw documents is ready to use the NMF algorithm.

A.3 Implementation through NMF

If we apply the NMF algorithm on the TF-IDF normalized document-term, we get two matrices: one is dictionary matrix \mathbf{W} ($\mathbf{D} \times \mathbf{K}$), and the other is coefficient matrix \mathbf{H} ($\mathbf{K} \times \mathbf{N}$) where \mathbf{K} is the topic number presented in the corpus. The \mathbf{W} matrix shows the topic distribution word. We can tell about the topic category by observing the highest entry values.

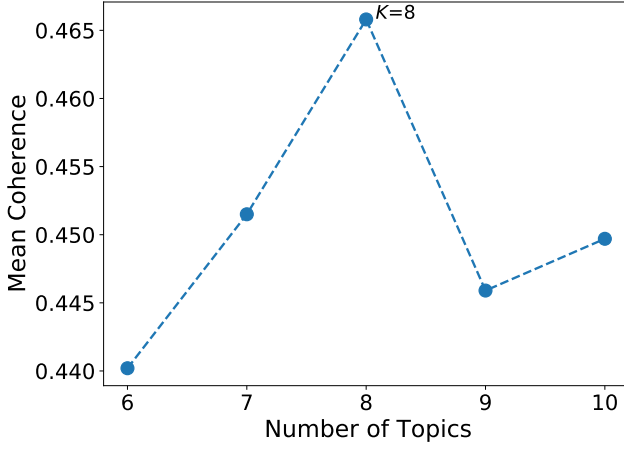


Figure 10: Mean Coherence vs Number of Topics

Let us revisit the experimental implementation of the Guardian News Articles dataset discussed in the Section 4. We get the following topic word distribution in Fig. 9. Here, the eight distinguish topic word distribution indicates eight distinguish topics. Applying NMF in the topic modeling algorithm requires one important hyper-parameter selection: topic number K . Though here we assume the topic number $K = 8$ before applying NMF, there is a systemic way to tune this hyper-parameter. This is done by measuring the Topic Coherence score.

A.4 Topic Coherence

Topic Coherence measures the semantic similarity between high-scoring words. These measurements help to differentiate between semantically interpretable topics and those that are statistical artifacts of inference. There are numerous methods for measuring coherence, such as NPML, UMass, TC-W2V, etc [42]. Our study uses the TC-W2V method to measure the coherence score.

Fig. 10 shows the comparison of mean coherence scores with respect to the number of topics. This figure suggests selecting $K = 8$ as the topic number to get the optimum human interpretability from the topic word distribution.

APPENDIX B

EXTRACTING LOCAL FACIAL FEATURE BY NMF

B.1 Interpret the Decomposition of Face Image

The extraction of local facial features is one of the beautiful and practical applications of NMF. The basic idea behind this decomposition is to extract fundamental local facial features so that one can reconstruct any image of the data set using appropriate weight. To extract these fundamental features, one needs first to construct the data matrix \mathbf{V} where each column of \mathbf{V} represents the pixel information of the individual image. If we now apply the NMF algorithm on matrix \mathbf{V} , we generate the two matrices: matrix \mathbf{W} stores the facial feature, and \mathbf{H} stores the coefficient. Fig. 11 shows the visual representation of the result.

If we want to reconstruct an image of data set: let's example we want to reconstruct the 100^{th} column image

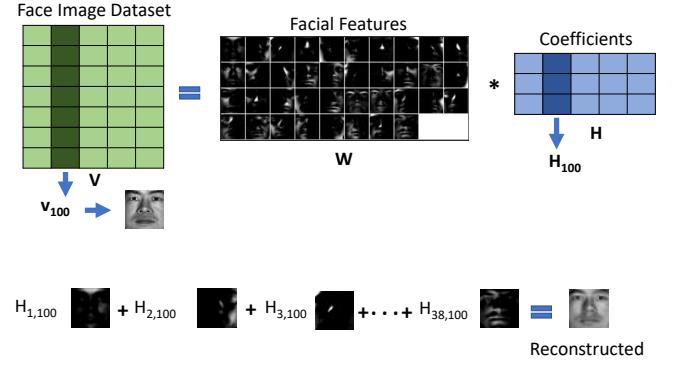


Figure 11: Face Image Decomposition

in matrix \mathbf{V} . Then we will take all the facial features from matrix \mathbf{W} and 100^{th} column vector from matrix \mathbf{H} as coefficients. Then we will multiply the features with the coefficients and add them linearly. This will reconstruct the 100^{th} column image of matrix \mathbf{V} with little loss.