

Anytime Generation of Counterfactual Explanations for Text Classification

Daniel Gilo¹ and Shaul Markovitch¹

¹Department of Computer Science, Technion, Haifa, Israel.

¹{danielgilo, shaulm}@cs.technion.ac.il

Abstract

In many machine learning applications, it is important for the user to understand the reasoning behind the recommendation or prediction of the classifiers. The learned models, however, are often too complicated to be understood by a human. Research from the social sciences indicates that humans prefer counterfactual explanations over alternatives. In this paper, we present a general framework for generating counterfactual explanations in the textual domain. Our framework is model-agnostic, representation-agnostic, domain-agnostic, and anytime. We model the task as a search problem in a space where the initial state is the classified text, and the goal state is a text in the complementary class. The operators transform a text by replacing parts of it. Our framework includes domain-independent operators, but can also exploit domain-specific knowledge through specialized operators. The search algorithm attempts to find a text from the complementary class with minimal word-level Levenshtein distance from the original classified object.

1 Introduction

An important feature of automatic decision making systems (DMS) is the ability to provide human-understandable explanations for their decisions. Such explanations can be helpful in several ways. Take for example a loan applicant whose application has been denied by the DMS used by the bank. A human-understandable explanation to the decision can make sure the applicant has not been illegally discriminated against (e.g., race and gender were not a deciding factor), as well as possibly providing useful information of what can be done to flip the decision. From the bank’s perspective, such explanations can help debug and debias the system [1], and help avoid legal issues [2].

Many DMS are based on models generated by machine-learning algorithms. Some of the algorithms are based on *interpretable* models, such as decision trees. Others, however, are based on *opaque* models, such as a deep neural networks or randoms forests, that, due to their complexity, are practically being used as a *black box*, making explanation generation a very challenging task.

From research done in the social sciences [3], it is apparent that human-generated explanations are, often, contrastive. People do not explain why an event occurred per se, but rather explain why

it has occurred compared to some other event which did not occur. Such explanations are called *counterfactual explanations*. Several algorithms have been developed for automatic generation of counterfactual explanations for black box models (for example [4–7]). The vast majority of them generate the counterfactuals by perturbing the input example in the feature space, yielding a feature vector.

Note that while *adversarial learning* algorithms also perturb examples, their goals and constraints are completely different [8]. The aim in adversarial learning is to fool the classifier, i.e, generating an example whose true label remains the same as of the original example, but the label given to it by the classifier is different. The problem of counterfactual explanation generation is not subject to this constraint. On the other hand, adversarial learning algorithms are not restricted to generating plausible and human understandable objects, hence they cannot be used for explanation.

There are domains where a feature vector is not understandable by a human, and thus cannot serve as an explanation. This is often the case in textual domains, where objects are usually represented in some implicit embedding spaces.

Several works have been developed recently for counterfactual explanations generation in textual domains (e.g. [9–12]). For a detailed discussion of these works, the reader is referred to the Related Work Section.

In this paper, we present ACE-TXT, a general framework for generating counterfactual explanations for text classification.

We model the task as a search problem. The initial state is the classified text whose classification needs to be explained, and the goal state is a counterfactual example. We use a fine-tuned masked language model as well as a novel word replacement operator to replace parts of the text and explore the object space. We also allow the use of text modification operators that are specific for particular problem types. The search algorithm searches for text from the complementary class with minimal word-level Levenshtein distance from the original classified object. To accelerate the search, we introduce a heuristic function that is based on the confidence of the classification model.

Table 1 presents two simple examples for counterfactuals generated by ACE-TXT for sentiment classification tasks.

There are four important features that characterize our approach beyond existing works:

1. It is *model-agnostic*. Many existing approaches assume a specific learning model, such as neural networks. Our algorithm is independent of the type of model used and requires nothing more than an access to the black box’s predict function.
2. It is *representation-independent*. ACE-TXT is agnostic to the representation of the input text. It can work with any embedding scheme or even with bag-of-word representation.
3. It is *domain-independent* and can work for any text classification task using general modification operators, but also allows to exploit domain-specific knowledge, through specialized operators, for improved performance.
4. It is *anytime* [13]. The algorithm can accommodate any time constraint and will return a better solution with increase in the allocated time. This is important for our use case, where the explanation is likely needed during an interactive session. [14] specifies a time constraint for

Table 1: Examples of ACE-TXT counterfactuals for a sentiment classification task.

Original Text	Counterfactual
this beautifully animated epic is never dull.	this beautifully animated epic is never entertaining .
best punjabi food i've had in the north american continent	worst punjabi food i've had in the north american continent

keeping the user’s attention focused on a dialogue with an interactive system. Our algorithm is able to return its best result under such a constraint.

We apply our algorithm to various types of text classification problems and show that it achieves desired anytime behaviour, and generates counterfactual examples that are valid, close to the original example and plausible. We empirically show the advantage of our algorithm over alternatives. Additionally, we report results of a human survey that validates the plausibility of our generated counterfactuals.

2 Problem Definition

Let S be the set of all texts in English that are grammatically and semantically correct. Let $D \subset S$ be a sub-domain (e.g. movie reviews). Let $\phi : D \rightarrow \{0, 1\}$ be a black-box classifier¹. Let $x \in D$ be an object whose classification we need to explain. Let Levenshtein operators to be all possible single-word operations, including insertions, deletions and substitutions. We define the Levenshtein distance ℓ between two texts t_1, t_2 as the length of the minimal-length sequence of Levenshtein operators required to change t_1 to t_2 .

We define a *counterfactual explanation* of x to be a sequence of Levenshtein operators, that when applied to x , yields a text $\hat{x} \in D$ such that $\phi(\hat{x}) \neq \phi(x)$. We call \hat{x} a *counterfactual example* to x . We denote by CF_x the set of all counterfactual examples of x . This definition follows two common requirements [8] from counterfactual examples: $\hat{x} \in D$ implies plausibility, and $\phi(\hat{x}) \neq \phi(x)$ implies validity.

Since humans find shorter explanations easier to comprehend ([3, 15, 16]), we define a minimization problem of finding the shortest counterfactual explanation, or equivalently, the counterfactual example with the shortest word-level Levenshtein distance.

3 Anytime Counterfactual Generation

We present our new framework for the counterfactual generation task. We first formulate it as a search problem:

1. The set of states is D . The initial state is x , an object whose classification we need to explain.

¹We use a binary classifier for the simplicity of presentation.

2. The goal condition is tested by calling the black-box classifier ϕ (the set of final states is CF_x).
3. The set of operators is defined in the next subsections.
4. The cost function is defined over states – it is the normalized Levenshtein distance from the initial state: $g(\hat{x}) = \frac{\ell(x, \hat{x})}{|x|}$, where $|x|$ is the number of word instances in x .

3.1 Modification Operators

In order to perturb the example in the object space, we use two types of modification operator, that receive a text x_{in} as an input and produce a modified text as an output: *domain-agnostic* and *domain-specific*.

The first domain-agnostic operator is **mask filling**. In pre-processing time, we fine-tune two masked language models (MLM)², one for each class, using the examples of this class from the training set. During search, for each word w in x_{in} , we swap it with a masked token, and apply the MLM, fine-tuned on the complementary class to $\phi(x_{in})$, to get $R(w)$, a set of replacements with their associated score. The operator returns the highest-score suggestions: $\hat{R}(w) = \{(w', \xi') \in R(w) | \xi' \geq \alpha \cdot \max_{(\bar{w}, \bar{\xi}) \in R(w)} \bar{\xi}\}$ where ξ' is the MLM score of the suggested replacement³.

To produce a wider variety of goal-directed modifications, we introduce a second, novel domain-agnostic operator: **differentiating words banks**. The idea is to identify words, at the pre-processing stage, that differentiate each class from the other, and replace words in x_{in} with words that are relatively unique to the goal class. To preserve grammatical correctness, we replace words with differentiating words of the same part of speech (POS).

For a given POS, we create two banks of words, one for each class, that differentiate that class from the other. Given a word w that belongs to that POS (and appears in a text from the training set) and a class c , we conduct a binomial test to determine if w is significantly over-represented in texts from c ($p < 0.05$). The bank of each class consists of the k over-represented words with the lowest p value⁴.

We have noted that depending on the application domain, some POS are more likely to separate the two classes. For example, 'adjective' may be a differentiating POS for movie review sentiment analysis, while 'noun' is such for topic classification. To reduce the branching factor, we therefore first identify which parts of speech are the relevant ones, and construct differentiating words banks for those POS only. For every POS and every class, we collect the list of words of that POS that appear in texts in the training set that belong to the class (e.g. all the verbs that appear in a positive example). We then use a semantic embedder⁵ to transform every word in both classes' lists to a vector space, and we use MANOVA⁶ to determine if the two clusters' means are significantly different. POS where MANOVA test returns a significantly small p value ($p < 0.05$) are the differentiating POS. For a given word w in x_{in} , we check if its POS is a differentiating one, in which case we swap w with each of the words in the bank associated with that POS in the goal class.

²We have used DistilBERT [17].

³ $0 \leq \alpha \leq 1$ is a parameter set to 0.5 in our experiments.

⁴We used $k = 10$.

⁵We used GloVe [18].

⁶Some of MANOVA's assumptions may be violated.

In some domains, we may be able to utilize prior knowledge and define *domain-specific* operators that direct the search process towards the decision boundary. For example, some of the experiments described in this paper deal with sentiment analysis problems. The domain-specific operators we introduce for this task are based on WordNet antonyms [19]. For a given word in x_{in} , we swap it with its antonyms.

3.2 Plausibility Enforcement

There is a possibility that our operators will take us out of D , violating the *plausibility* requirement. To ensure plausibility, we use a fine-tuned, state-of-the-art language model (LM) ⁷ to filter out the candidates that are estimated to be out of D .

Since the original example x is in D , we demand that every node in the search procedure is nearly as likely to appear in D as x . To this end, we compute the language-modeling loss for x and for each of the candidates, and return only those with a ratio of losses (candidate loss / original loss) that is at most γ , where γ is a positive parameter ⁸.

3.3 The Heuristic Function

Since we search for an object of the opposite class, we can use the confidence of the black-box classifier $\sigma : D \rightarrow (0.5, 1]$ as a heuristic. Let $s \in D$. We define our heuristic function $h : D \rightarrow (0, 1]$ to be $h(s) = 2 \cdot (\sigma(s) - 0.5)$, and prefer lower values which are estimated to be closer to the classification boundary.

3.4 The Search Algorithm

Our search algorithm is a variation of weighted- A^* . A variation - as the cost function is defined over states rather than graph edges, and the heuristic function is not admissible. The node selected to be expanded at every iteration of the algorithm is the one with the lowest $f = (1 - w_h) \cdot g + w_h \cdot h$ score where $w_h \in [0, 1]$.

3.5 The Anytime Framework

An anytime algorithm allows interrupting the run by the user or by the clock. Our anytime framework works by iteratively calling weighted- A^* with decreasing values of w_h , thus reducing the effect of h , leading to a better solution for the cost of longer search time.

To ensure that a valid counterfactual is generated by the algorithm, the anytime scheme starts with a very fast baseline that returns a counterfactual from the training set with the lowest Levenshtein distance. If the training set is very large, we can return the closest counterfactual found in a sample of it. It then calls weighted- A^* with $w_h = 1$, and continues to call it, iteratively, while reducing w_h in every iteration. The algorithm maintains the best solution found so far and returns it when interrupted.

⁷We used a fine-tuned GPT-2 [20] .

⁸We used $\gamma = 1.5$ in our experiments.

To avoid spending valuable time on duplicated calls to the expensive functions (the calls to the MLM and LM), we keep the results of these calls in a cache, to be used in the next iterations of the anytime algorithm.

3.6 Handling Longer Texts

As the branching factor of the search space is proportional to the length of the input text, we introduce a focused version of the algorithm to deal with longer texts. Before the search starts, the input text x is divided into sentences $\{s_i\}$, which are ranked according to the following formula:

$$\theta(s_i) = \begin{cases} \sigma(x) - \sigma(x \setminus \{s_i\}) & \text{if } \phi(x) = \phi(x \setminus \{s_i\}) \\ \sigma(x) - (1 - \sigma(x \setminus \{s_i\})) & \text{if } \phi(x) \neq \phi(x \setminus \{s_i\}) \end{cases}$$

where $x \setminus \{s_i\}$ is the text x with the sentence s_i removed. Intuitively, θ is an importance score for each sentence, measured by the amount of confidence lost in the original prediction once the sentence has been omitted from the input text.

The sentences are ordered by their θ score, and the search algorithm, with $w_h = 1$, then works on each of them starting with the highest scored sentence, until either the black box’s prediction on the entire modified text has changed, or the algorithm has finished its allocated resources. In case that the algorithm successfully flipped the decision of the classifier and has yet to use all of the allocated resources, the algorithm is called again with a smaller heuristic weight, as described in the previous subsection.

4 Empirical Evaluation

We evaluated the performance of our framework on a variety of classification tasks.

4.1 Experimental Methodology

We report results for 8 datasets, to which we applied a standard pre-processing procedure: (1) **Yelp**. Yelp business reviews. (2) **Amazon**. Video game reviews on Amazon. (3) **SST**. Stanford sentiment treebank. (4) **Science**. Comments from Reddit on scientific subjects. (5) **Genre**. Movie plot descriptions labeled by genre. (6) **AGNews**. AG’s news articles labeled by topic. (7) **Airline**. Tweets about flight companies. (8) **Spam**. SMS labeled either as spam or as legitimate.

We first converted all the datasets to binary classification. Details on the datasets’ conversion to binary classification, the rest of the pre-processing procedure and final datasets sizes appear in the appendix.

We randomly sampled 200 examples from each dataset to serve as the explanation test set. We randomly split the rest of the dataset, so that 80% serves as the black box training set and 20% remains for the black box test set. The black box model we used in our experiments is a random forest. Training details and test sets performance appear in the appendix. For each training set,

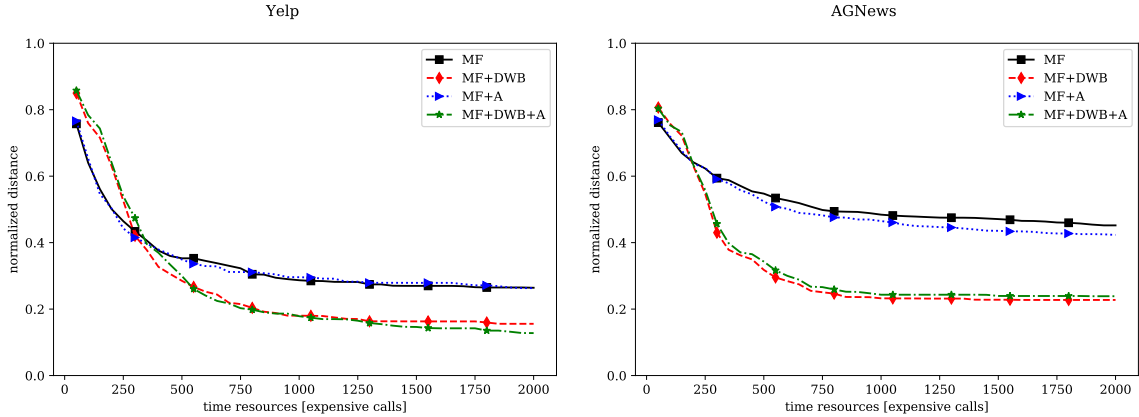


Figure 1: Average normalized Levenshtein distance as a function of allocated time resources.

we fine-tuned a LM (for plausibility enforcement), and two MLM, one for each class (for the mask filling operator)⁹.

A popular approach of measuring the resources a search algorithm consumes is by counting the number of nodes that were expanded during its run. However, in our experiments we found that metric to be problematic, as the time it takes to expand a node varies significantly between nodes of different text length, or between nodes of unseen text compared to nodes that were already expanded in some previous run of the search algorithm with higher w_h value, where the results of calls to the LM and MLM were kept as cache. Therefore, and since the uncached calls to the LM and the MLM took over 95% of our algorithm’s running time, we decided to use the number of such expensive calls (EC) as our spent time resources metric.

4.2 Performance as a Function of Resources

In this experiment we compare four versions of our suggested framework: (1) **MF**, a version that uses only the mask filling operator, (2) **MF+DWB**, that uses both of the domain-agnostic operators, mask filling and differentiating words banks, (3) **MF+A**, as version that uses the mask filling operator and the domain specific operator introduced, based on WordNet antonyms, and the final version, (4) **MF+DWB+A** that uses all 3 operators.

For each of the 200 examples in the explanation test set, we ran the four versions of ACE-TXT to generate a counterfactual example. This was repeated for various allocations of time resources. The quality of each generated counterfactual example was measured by its normalized Levenshtein distance from the input text.

Figure 1 describes the average performance over the test set of the 4 algorithms for the Yelp and AGNews datasets. The results for the other datasets for several time allocations are presented in Table 2. We can see that all variations of our algorithm achieve a desired anytime behaviour for all 8 datasets, as the average normalized distance reduces for greater amount of allocated resources, until

⁹We used the same fine-tuning procedure for both the LM and the MLM: 3 epochs with initial LR of 5e-05 and weight decay of 0.0 for AdamW. We used a batch size of 2.

a plateau is reached. As appears from the results, for very small time budget, on most datasets it is better to use the MF or MF+A versions, but other than that, the DWB operator contributes heavily to the algorithm performance. We believe this is due to the fact that the DWB operator introduces many possible modifications, therefore raises the branching factor, which limits the possible depth of the search procedure with very tight resource constraints.

Another interesting observation is that the WordNet antonyms operator is indeed domain-specific: it contributes to the performance of the algorithm on the sentiment analysis datasets, to which it was intended, but is rarely useful, and can be harmful, in other domains.

To make sure that our usage of EC is a good indicator for time spent, we have repeated the experiment on Yelp, but with time budget measured in seconds. The results, which are consistent with those in Figure 1, appear in the appendix.

We have repeated the experiment for the SST dataset, with 3 different classifiers as black boxes to test the robustness of ACE-TXT to the choices of embedding method and classification algorithm: the random forest used in the original experiment, an SVM classifier with TFIDF embedding that achieved 80.45% accuracy on SST, and the state-of-the-art RoBERTa-LARGE [21] that achieved 90.68% accuracy. Since modern neural network based models are often over-confident [22], we use temperature scaling with $T = 5$ to calibrate the RoBERTa-LARGE model’s confidence. As can be seen in Figure 2, ACE-TXT, at least for the setups tried in this experiment, is robust to the choices of embedding method and classification algorithm, and achieves desired anytime behaviour for black boxes with various levels of accuracy.

Table 2: Average normalized Levenshtein distance as a function of allocated time resources. Best (lowest) results are bold.

Resources[EC]	100	500	1000	2000	100	500	1000	2000
	Genre				Amazon			
MF	0.813	0.655	0.601	0.574	0.394	0.305	0.297	0.288
MF+DWB	0.809	0.295	0.214	0.196	0.626	0.261	0.25	0.249
MF+A	0.74	0.527	0.486	0.451	0.368	0.275	0.264	0.26
MF+DWB+A	0.813	0.277	0.209	0.189	0.624	0.254	0.243	0.243
	Spam				Science			
MF	0.817	0.544	0.468	0.435	0.618	0.489	0.462	0.448
MF+DWB	0.696	0.415	0.312	0.259	0.66	0.318	0.289	0.276
MF+A	0.818	0.549	0.46	0.405	0.608	0.466	0.436	0.415
MF+DWB+A	0.694	0.421	0.326	0.264	0.677	0.337	0.298	0.277
	SST				Airline			
MF	0.333	0.204	0.199	0.194	0.544	0.304	0.276	0.266
MF+DWB	0.648	0.091	0.087	0.087	0.717	0.195	0.174	0.171
MF+A	0.348	0.192	0.178	0.173	0.56	0.311	0.268	0.258
MF+DWB+A	0.656	0.09	0.086	0.086	0.727	0.208	0.172	0.167

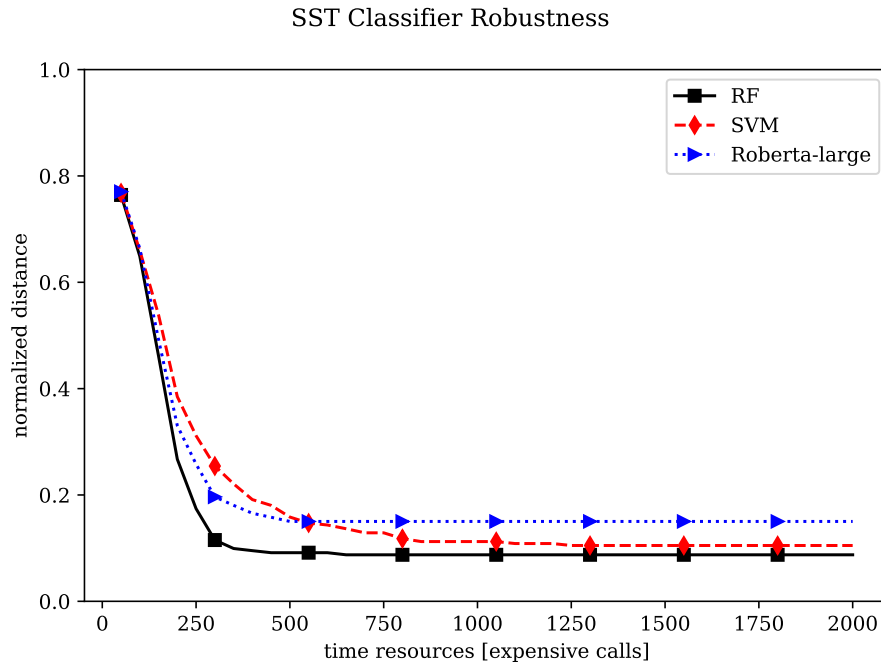


Figure 2: ACE-TXT (MF+DWB) with different black boxes.

4.3 Comparison to Existing Works

We evaluate the performance of ACE-TXT compared to 3 baselines with published source code. A more detailed description of these works and further comparison is in the Related Works section.

MiCE [12]. Out of the several counterfactuals that MiCE generates, we use for comparison the one with the lowest Levenshtein distance.

Polyjuice [11]. As the authors’ definition of *counterfactual* is different from ours, their framework is not guaranteed to generate texts of the opposite class. For this experiment we generate 10 texts using Polyjuice, and out of those of the complementary class, we select the one with the lowest Levenshtein distance. In case none of the generated texts is of the desired class, we use the closest counterfactual from the training set (the one produced at the beginning of our anytime scheme).

X-SPELLS [23].¹⁰ Similarly to MiCE, out of the generated counterfactuals, we compare with the one closest to the original example, according to Levenshtein distance.

Since MiCE is limited to differentiable models and requires access to the model’s gradient, we used the exact model from the MiCE paper, RoBERTa-LARGE trained on the IMDB sentiment analysis dataset [24]¹¹, as the black box in all 4 compared algorithms, on the 4 sentiment analysis

¹⁰We use the code of X-SPELLS-V2, the improved version, found here: <https://github.com/lstate/X-SPELLS-V2>. For Yelp dataset we could not get results, as the program prints ‘Not enough random sentences.’ for every text in the explanation test set.

¹¹For full details on the model’s architecture and training, please refer to MiCE paper.

Table 3: Average normalized Levenshtein distance for ACE-TXT (MF+DWB+A) and several existing algorithms. Best (lowest) results are bold.

Algorithm	Yelp	SST	Amazon	Airline
MiCE	0.232	0.228	0.566	0.302
Polyjuice	0.757	0.501	0.591	0.579
X-SPELLS	NA ¹⁰	1.039	2.4	1.068
ACE-TXT [100 EC]	0.802	0.663	0.625	0.711
ACE-TXT [500 EC]	0.475	0.15	0.312	0.266
ACE-TXT [1000 EC]	0.325	0.15	0.303	0.262
ACE-TXT [2000 EC]	0.256	0.15	0.303	0.26

datasets. The model achieves 90.68% accuracy on SST, 95.05% on Yelp, 83.29% on Airline and 91.01% on Amazon. The generative models of MiCE and X-SPELLS are trained on the training sets. For ACE-TXT we scaled the classifier’s confidence with T=5.

Table 3 shows the results for the 4 algorithms on the 4 datasets. Each entry represents the normalized Levenshtein distance, averaged over the 200 instances of the explanation test sets. With as few as 500 calls allowed, we achieve better results than both Polyjuice and X-SPELLS on all 4 datasets, and surpass MiCE on 3 of them. While MiCE performs slightly better than ACE-TXT on the Yelp dataset, recall that, unlike the other 3 algorithms, MiCE requires white-box access to the model’s gradients.

4.4 Plausibiliy of Generated Counterfactuals

As previously mentioned, in order to ensure plausibility we enforce a maximum language modelling loss allowed for every node in the search procedure. We used a max LM loss ratio allowed parameter $\gamma = 1.5$ in our experiments, and the average ratios of the counterfactuals generated by our algorithm are presented in Table 4. As can be seen, the actual average ratios are significantly lower than γ and are very close to a ratio of 1.0, which would mean equal LM loss for the counterfactual and the original example.

To assert that our generated counterfactuals are indeed plausible, we conducted a human survey using Amazon’s Mechanical Turk service. We randomly sampled 50 examples of the SST explanation test set, and asked humans to rank the plausibility of each of the 50 original examples, and the 50 counterfactuals generated by our algorithm (MF+DWB version) for these texts. We used 3 annotators for each example, and filtered the participants by country (US/GB/AU) to ensure native English speakers, and by the annotator’s previous labels approval percentage (80% or higher) to guarantee the annotators’ quality. The annotators were asked: ”Rank your agreement with the following statement.”, and the statement for each example was: ”The following text is a correctly written movie review:” followed by the text. The possible answers ranged from 1 (strongly disagree) to 5 (strongly agree).

We averaged the 3 labels for each text. The average score for the original texts was 3.66, and for the generated counterfactuals 3.57. A paired t-test (with standard significance threshold of $p = 0.05$)

has shown that the advantage is not statistically significant.

Table 4: Language model loss ratio between generated counterfactuals (2000 EC) and original examples over explanation test sets.

Version	Plausibility Ratio							
	Yelp	SST	Amazon	Genre	Science	AGNews	Airline	Spam
MF	1.06	1.05	1.04	0.97	1.03	1.19	1.05	1.04
MF+DWB	1.08	1.04	1.06	1.03	1.06	1.16	1.08	1.05
MF+A	1.06	1.08	1.05	1.01	1.08	1.23	1.07	1.08
MF+DWB+A	1.08	1.04	1.07	1.03	1.05	1.18	1.09	1.05

5 Related Work

Various methods have attempted to provide local explanations (i.e. explaining a specific classification made by a black box model), many of which are based on feature importance [25], or decision rules [26].

Research from the social sciences suggests that one of the most important principles regarding explanations, is that they are often *contrastive* [3, 16]. Often, when humans provide explanations as to why an event had occurred, they do not explain the cause to the event per se, but rather explain the cause compared to some other event that did not occur [27]. The common term to this kind of explanations is *counterfactual explanations*.

There are various cases where counterfactual explanations are better than feature-importance based explanations [12, 28]. In recent years, therefore, researchers have developed algorithms for generation of counterfactual explanations. One of the first works to propose counterfactual explanations to decisions made by black-box classifiers was by [4]. Several works have proposed to perturb the original example in the feature space [5–7]. While these methods are of great use in some domains, they may be inapplicable in other important domains, such as computer vision and NLP, where points in the feature space are incomprehensible to humans [29].

Some very recent works explored the idea of generating counterfactuals for textual domains. Madaan *et al.* (2021) generates such texts in order to produce test cases and debias the model. [30] and [31] generate counterfactuals, but require a white box access to the model. The frameworks suggested by Jacovi *et al.* (2021) and Yang *et al.* (2021) are limited to neural models.

Lampridis *et al.* (2020) encodes the original example to a latent space, perturbs it and creates a decision tree from the perturbations using the black box labels. The decision tree is then used to extract exemplars and counter-exemplars, close to the original example according to Euclidean distance.

Polyjuice [11] is a general-purpose counterfactual creator - a generative model trained to generate modified texts with small syntactic and semantic distance to the original example.

Robeer *et al.* (2021) use a generative model to generate perceptibly distinguishable (large semantic distance compared to original example) counterfactuals, in a model agnostic manner.

MiCE [12] and CAT [33] are similar to ACE-TXT in utilizing a MLM to generate plausible counterfactuals with minimal Levenshtein distance from the original example. Unlike ACE-TXT, however, these methods are not completely model agnostic, as they use the black box’s gradient information to select which parts of the text to mask. This limits their use to differentiable models.

We are aware of no other work that generates counterfactual explanations for text classification in an anytime, model-agnostic and domain-agnostic manner, with a guarantee of generating a valid counterfactual. Table 5 offers a summarized comparison between existing works.

Martens and Provost (2014), Fernandez *et al.* (2020) and Ramon *et al.* (2019) generate explanations by selecting the words in the text that are important for the classification. While they use the term ”counterfactual explanations”, their definition of such explanations is different from the common usage that refers to a complete object of the opposite class.

6 Conclusion

In this work we have presented ACE-TXT: a novel, anytime model-agnostic methodology for generating counterfactual explanations for text classification. ACE-TXT explores the object space using both domain-agnostic and domain-specific modification operators, and achieves a desired anytime behaviour: the more time resources allocated to it, the better the generated solution. We have applied our algorithm on several diverse text classification problems, and demonstrated its ability to generate valid and plausible counterfactuals that are close to the original text.

7 Limitations

We did not include experiments for non-binary classification problems, although we believe that only minor modifications are required to handle such a setting. For the mask-filling operator, we would fine-tune a MLM on each of the classes. Similarly, for the differentiating word banks operator, we would create a bank for each of the classes. This would allow us to handle a non-binary setting, both in case where a target class is specified (then we will simply use the appropriate MLM and words bank of that class) or not (and we could opt for a one-versus-all type of solution).

Additionally, while we did include a human survey to assert the plausibility of our counterfactuals, we did not conduct such a survey to measure the utility of our explanations to human users. This kind of experiment is highly complex, and therefore seldom performed in the explainable AI domain.

References

- [1] N. Madaan, I. Padhi, N. Panwar, and D. Saha, “Generate your counterfactuals: Towards controlled counterfactual generation for text,” in *Thirty-Fifth AAAI 2021*, 2021, pp. 13 516–13 524. [Online]. Available: <https://ojs.aaai.org/index.php/AAAI/article/view/17594>.

Table 5: Attributes comparison of textual counterfactual generation methods.

Work	Model Agnostic	Black Box	Domain Agnostic	Validity Guarantee	Anytime
ACE-TXT (ours)	✓	✓	✓	✓	✓
Wu <i>et al.</i> (2021)	✓	✓	✓	×	×
Madaan <i>et al.</i> (2021)	✓	✓	✓	×	×
Yang <i>et al.</i> (2021)	×	×	✓*	×	×
Yang <i>et al.</i> (2020)	×	×	✓	✓	×
Fern and Pope (2021)	×	×	✓	×	×
Jacovi <i>et al.</i> (2021)	×	×	✓	×	×
Ross <i>et al.</i> (2021)	×	×	✓	✓	×
Lampridis <i>et al.</i> (2020)	✓	✓	✓	✓	×
Robeer <i>et al.</i> (2021)	✓	✓	✓**	×	×
Chemmengath <i>et al.</i> (2021)	×	×	✓	×	×

* In the textual domain, only sentiment analysis datasets were used.

** Performance was only evaluated on very short texts (mean text length is less than 21 words in all 3 datasets used).

- [2] F. Doshi-Velez, M. Kortz, R. Budish, C. Bavitz, S. Gershman, D. O’Brien, S. Schieber, J. Waldo, D. Weinberger, and A. Wood, “Accountability of AI under the law: The role of explanation,” *CoRR*, vol. abs/1711.01134, 2017.
- [3] T. Miller, “Explanation in artificial intelligence: Insights from the social sciences,” *Artificial intelligence*, vol. 267, pp. 1–38, 2019.
- [4] S. Wachter, B. Mittelstadt, and C. Russell, “Counterfactual explanations without opening the black box: Automated decisions and the gdpr,” *Harv. JL & Tech.*, vol. 31, p. 841, 2017.
- [5] A.-H. Karimi, G. Barthe, B. Balle, and I. Valera, “Model-agnostic counterfactual explanations for consequential decisions,” in *Proceedings of AISTATSS 2021*, 2021, pp. 895–905.

- [6] R. K. Mothilal, A. Sharma, and C. Tan, “Explaining machine learning classifiers through diverse counterfactual explanations,” in *Proceedings of the 2020 Conference on Fairness, Accountability, and Transparency*, 2020, pp. 607–617.
- [7] S. Galhotra, R. Pradhan, and B. Salimi, “Explaining black-box algorithms using probabilistic contrastive counterfactuals,” in *International Conference on Management of Data, 2021*, 2021, pp. 577–590. DOI: 10.1145/3448016.3458455. [Online]. Available: <https://doi.org/10.1145/3448016.3458455>.
- [8] S. Verma, J. P. Dickerson, and K. Hines, “Counterfactual explanations for machine learning: A review,” *CoRR*, vol. abs/2010.10596, 2020.
- [9] A. Jacovi, S. Swayamdipta, S. Ravfogel, Y. Elazar, Y. Choi, and Y. Goldberg, “Contrastive explanations for model interpretability,” in *Proceedings of the 2021 EMNLP*, 2021, pp. 1597–1611. [Online]. Available: <https://aclanthology.org/2021.emnlp-main.120>.
- [10] F. Yang, N. Liu, M. Du, and X. Hu, “Generative counterfactuals for neural networks via attribute-informed perturbation,” *SIGKDD Explor.*, vol. 23, no. 1, pp. 59–68, 2021. DOI: 10.1145/3468507.3468517. [Online]. Available: <https://doi.org/10.1145/3468507.3468517>.
- [11] T. Wu, M. T. Ribeiro, J. Heer, and D. S. Weld, “Polyjuice: Generating counterfactuals for explaining, evaluating, and improving models,” in *Proceedings of ACL/IJCNLP 2021*, 2021, pp. 6707–6723. DOI: 10.18653/v1/2021.acl-long.523. [Online]. Available: <https://doi.org/10.18653/v1/2021.acl-long.523>.
- [12] A. Ross, A. Marasovic, and M. E. Peters, “Explaining NLP models via minimal contrastive editing (mice),” in *Findings of ACL/IJCNLP 2021*, 2021, pp. 3840–3852. DOI: 10.18653/v1/2021.findings-acl.336. [Online]. Available: <https://doi.org/10.18653/v1/2021.findings-acl.336>.
- [13] S. Zilberstein, “Using anytime algorithms in intelligent systems,” *AI Magazine*, vol. 17, no. 3, p. 73, Mar. 1996. DOI: 10.1609/aimag.v17i3.1232. [Online]. Available: <https://ojs.aaai.org/index.php/aimagazine/article/view/1232>.
- [14] J. Nielsen, *Usability engineering*. San Francisco, Calif., 1994. [Online]. Available: http://www.amazon.de/gp/product/0125184069/ref=oh_details_o02_s00_i00.
- [15] P. Thagard, “Explanatory coherence,” *Behavioral and brain sciences*, vol. 12, no. 3, pp. 435–502, 1989.
- [16] D. Alvarez-Melis, H. D. III, J. W. Vaughan, and H. M. Wallach, “Weight of evidence as a basis for human-oriented explanations,” *CoRR*, vol. abs/1910.13503, 2019. arXiv: 1910.13503. [Online]. Available: <http://arxiv.org/abs/1910.13503>.
- [17] V. Sanh, L. Debut, J. Chaumond, and T. Wolf, “Distilbert, a distilled version of BERT: smaller, faster, cheaper and lighter,” *CoRR*, vol. abs/1910.01108, 2019.
- [18] J. Pennington, R. Socher, and C. D. Manning, “Glove: Global vectors for word representation,” in *Proceedings of EMNLP 2014*, 2014, pp. 1532–1543.

- [19] G. A. Miller, “Wordnet: A lexical database for english,” *Communications of the ACM*, vol. 38, no. 11, pp. 39–41, 1995.
- [20] A. Radford, J. Wu, R. Child, D. Luan, D. Amodei, and I. Sutskever, “Language models are unsupervised multitask learners,” *OpenAI blog*, vol. 1, no. 8, p. 9, 2019.
- [21] Y. Liu, M. Ott, N. Goyal, J. Du, M. Joshi, D. Chen, O. Levy, M. Lewis, L. Zettlemoyer, and V. Stoyanov, “Roberta: A robustly optimized BERT pretraining approach,” *CoRR*, vol. abs/1907.11692, 2019. arXiv: 1907.11692. [Online]. Available: <http://arxiv.org/abs/1907.11692>.
- [22] C. Guo, G. Pleiss, Y. Sun, and K. Q. Weinberger, “On calibration of modern neural networks,” in *Proceedings of ICML 2017*, 2017, pp. 1321–1330. [Online]. Available: <http://proceedings.mlr.press/v70/guo17a.html>.
- [23] O. Lampridis, R. Guidotti, and S. Ruggieri, “Explaining sentiment classification with synthetic exemplars and counter-exemplars,” in *Discovery Science - 23rd International Conference, DS 2020, Thessaloniki, Greece, October 19-21, 2020, Proceedings*, A. Appice, G. Tsoumakas, Y. Manolopoulos, and S. Matwin, Eds., ser. Lecture Notes in Computer Science, vol. 12323, Springer, 2020, pp. 357–373. DOI: 10.1007/978-3-030-61527-7_24. [Online]. Available: https://doi.org/10.1007/978-3-030-61527-7_24.
- [24] A. L. Maas, R. E. Daly, P. T. Pham, D. Huang, A. Y. Ng, and C. Potts, “Learning word vectors for sentiment analysis,” in *Proceedings of the 49th Annual Meeting of the Association for Computational Linguistics: Human Language Technologies*, Portland, Oregon, USA: Association for Computational Linguistics, Jun. 2011, pp. 142–150. [Online]. Available: <http://www.aclweb.org/anthology/P11-1015>.
- [25] M. T. Ribeiro, S. Singh, and C. Guestrin, ““ why should i trust you?” explaining the predictions of any classifier,” in *Proceedings of the 22nd ACM SIGKDD*, 2016, pp. 1135–1144.
- [26] R. Guidotti, A. Monreale, S. Ruggieri, D. Pedreschi, F. Turini, and F. Giannotti, “Local rule-based explanations of black box decision systems,” *CoRR*, vol. abs/1805.10820, 2018. arXiv: 1805.10820. [Online]. Available: <http://arxiv.org/abs/1805.10820>.
- [27] D. J. Hilton, “Conversational processes and causal explanation.,” *Psychological Bulletin*, vol. 107, no. 1, p. 65, 1990.
- [28] C. Fernandez, F. J. Provost, and X. Han, “Explaining data-driven decisions made by AI systems: The counterfactual approach,” *CoRR*, vol. abs/2001.07417, 2020. arXiv: 2001.07417. [Online]. Available: <https://arxiv.org/abs/2001.07417>.
- [29] J. Zarecki and S. Markovitch, “Textual membership queries,” in *Proceedings of IJCAI 2020*, 2020, pp. 2662–2668. DOI: 10.24963/ijcai.2020/369. [Online]. Available: <https://doi.org/10.24963/ijcai.2020/369>.
- [30] L. Yang, E. M. Kenny, T. L. J. Ng, Y. Yang, B. Smyth, and R. Dong, “Generating plausible counterfactual explanations for deep transformers in financial text classification,” in *Proceedings of ICL 2020*, 2020, pp. 6150–6160. DOI: 10.18653/v1/2020.coling-main.541. [Online]. Available: <https://doi.org/10.18653/v1/2020.coling-main.541>.

- [31] X. Z. Fern and Q. Pope, “Text counterfactuals via latent optimization and shapley-guided search,” in *Proceedings of the 2021 EMNLP*, 2021, pp. 5578–5593. [Online]. Available: <https://aclanthology.org/2021.emnlp-main.452>.
- [32] M. Robeer, F. Bex, and A. Feelders, “Generating realistic natural language counterfactuals,” in *Findings of the Association for Computational Linguistics: EMNLP 2021*, 2021, pp. 3611–3625.
- [33] S. Chemmengath, A. P. Azad, R. Luss, and A. Dhurandhar, “Let the CAT out of the bag: Contrastive attributed explanations for text,” *CoRR*, vol. abs/2109.07983, 2021. arXiv: 2109.07983. [Online]. Available: <https://arxiv.org/abs/2109.07983>.
- [34] D. Martens and F. J. Provost, “Explaining data-driven document classifications,” *MIS Q.*, vol. 38, no. 1, pp. 73–99, 2014. [Online]. Available: <http://misq.org/explaining-data-driven-document-classifications.html>.
- [35] Y. Ramon, D. Martens, F. J. Provost, and T. Evgeniou, “Counterfactual explanation algorithms for behavioral and textual data,” *CoRR*, vol. abs/1912.01819, 2019. arXiv: 1912.01819. [Online]. Available: <http://arxiv.org/abs/1912.01819>.
- [36] J. Ni, J. Li, and J. McAuley, “Justifying recommendations using distantly-labeled reviews and fine-grained aspects,” in *Proceedings of the 2019 (EMNLP-IJCNLP)*, 2019, pp. 188–197.
- [37] R. Socher, A. Perelygin, J. Wu, J. Chuang, C. D. Manning, A. Y. Ng, and C. Potts, “Recursive deep models for semantic compositionality over a sentiment treebank,” in *Proceedings of the 2013 EMNLP*, 2013, pp. 1631–1642.
- [38] X. Zhang, J. J. Zhao, and Y. LeCun, “Character-level convolutional networks for text classification,” in *NeurIPS 2015*, 2015, pp. 649–657. [Online]. Available: <https://proceedings.neurips.cc/paper/2015/hash/250cf8b51c773f3f8dc8b4be867a9a02-Abstract.html>.
- [39] T. A. Almeida, J. M. G. Hidalgo, and A. Yamakami, “Contributions to the study of SMS spam filtering: New collection and results,” in *Proceedings of the 2011 ACM Symposium on Document Engineering, Mountain View*, ACM, 2011, pp. 259–262. DOI: 10.1145/2034691.2034742. [Online]. Available: <https://doi.org/10.1145/2034691.2034742>.

A Performance in Seconds

To make sure that our usage of the number of expensive calls is a good indicator for the time spent, we have repeated the experiment on the Yelp explanation test set, but with time budget measured in seconds. We used a single Intel i7-5930K CPU. The results, which are consistent with those presented in the paper, can be seen in the Figure 3.

B Data Pre-Processing

In the pre-processing stage, we transformed the datasets to binary-class datasets.

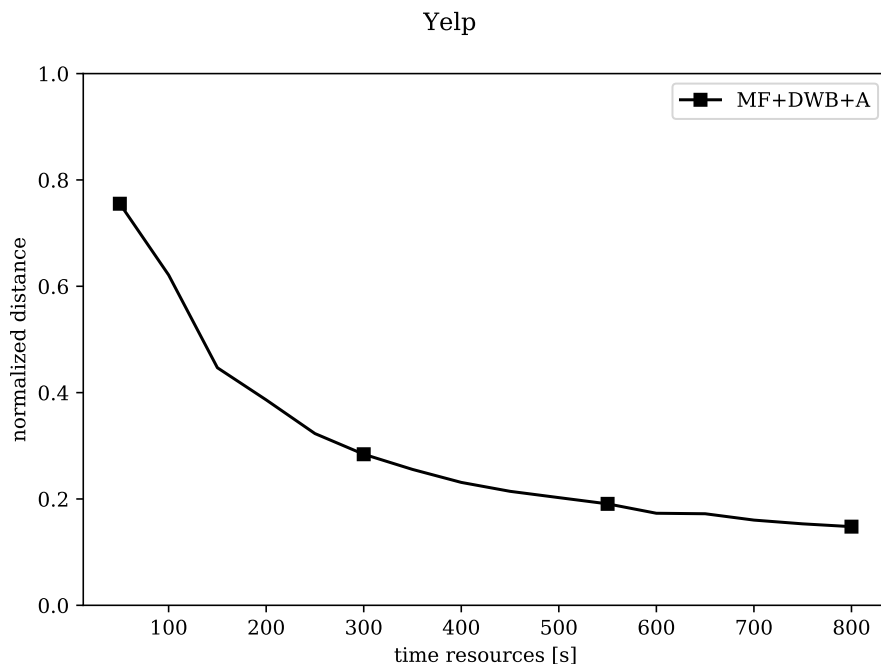


Figure 3: Normalized Levenshtein distance for allocated time in seconds, for the Yelp explanation test set.

For the Yelp¹² and Amazon [36] datasets, we labeled reviews with stars ≥ 4 as *positive*, reviews with stars ≤ 2 as *negative*, and dismissed the other reviews (the "neutrals"). Similarly, for the SST dataset [37] we labeled examples with rating ≥ 0.6 as *positive*, those with rating ≤ 0.4 as *negative*, and discarded the other examples. We also removed tweets labeled as "neutral" from the Airline¹³ dataset, the remaining are already classified as *positive* or *negative*.

For the Science dataset¹⁴, we removed texts about chemistry, and remained with a binary dataset of either physics or biology. In a similar manner, we removed texts from the Genre dataset¹⁵ whose label is not "drama" or "comedy", and reduced the AGNews dataset [38] to texts labeled either "business" or "sports". The Spam dataset [39] is binary.

We then filtered out texts longer than 200 words. We set this limit to allow assigning final plausibility scores (Table 4) using a LM which is limited in the length of texts it handles. This is not a restriction of ACE-TXT which can handle texts of any length (section 3.6). Additionally, out of the 8 datasets used, 6 did not contain a single text longer than 200 words. The Genre dataset contained $\sim 3\%$ such instances, and only the Yelp dataset contained a significant number of such instances: $\sim 12\%$. We repeated the experiment on the Yelp dataset without the length limitation. For 2000 expensive calls, the full version of ACE-TXT got average distance of 0.13, very close to the result from the paper (0.127).

¹²<https://www.yelp.com/dataset>

¹³<https://www.kaggle.com/crowdflower/twitter-airline-sentiment>

¹⁴<https://www.kaggle.com/vivmankar/physics-vs-chemistry-vs-biology>

¹⁵<https://www.kaggle.com/hijest/genre-classification-dataset-imdb?select=Genre+Classification+Dataset>

Table 6: Average normalized Levenshtein distance of ACE-TXT (MF+DWB+A, 2000 EC) with and without class balancing in the pre-processing stage.

Version	Yelp	SST	Amazon	Genre	Science	AGNews	Airline	Spam
With class balancing	0.127	0.086	0.243	0.189	0.277	0.238	0.167	0.264
Without class balancing	0.087	0.09	0.172	0.07	0.249	0.206	0.164	0.31

In a class-unbalanced setting, a weakness of ACE-TXT in one direction of transformation could have been camouflaged. To avoid such a biased evaluation, we balanced the datasets by randomly undersampling the majority class. Results of comparison of the algorithm’s performance on balanced and unbalanced datasets appear in Table 6.

The pre-processing procedure yielded a dataset of size 84459 for yelp, 28039 for Amazon, 9301 for SST, 5169 for Science, 13889 for Genre, 36049 for AGNews, 4269 for Airline and 1495 for Spam.

C Text Cleaning

We cleaned both the original example and the generated counterfactual before measuring the distance. The cleaning procedure included removing redundant spaces before punctuation (e.g. ” ,” was replaced by ”,”) and removing the chars ‘#’ and ‘@’).

D Black-Box Training and Performance

We used a random forest model as the black box for most of the experiments described in this paper.

For the vectorization of the text we used sklearn’s CountVectorizer, with max features set to 1500, min document frequency to 5 (total word count) and max document frequency to 0.7 (proportion of corpus). The forest includes 1000 estimators.

It achieved 90.69% accuracy on the Yelp test set, 88.83% for Amazon, 73.32% for SST, 76.65% for Science, 75.76% for Genre, 94.73% for AGNews, 84.32% for Airline and 95.97% for Spam.