

Learning New Tasks from a Few Examples with Soft-Label Prototypes

Avyav Kumar Singh
Department of Informatics
King's College London

avyav_kumar.singh@kcl.ac.uk

Ekaterina Shutova
ILLC
University of Amsterdam

e.shutova@uva.nl

Helen Yannakoudakis
Department of Informatics
King's College London

helen.yannakoudakis@kcl.ac.uk

Abstract

It has been experimentally demonstrated that humans are able to learn in a manner that allows them to make predictions on categories for which they have not seen any examples (Malaviya et al., 2022). Sucholutsky and Schonlau (2020) have recently presented a machine learning approach that aims to do the same. They utilise synthetically generated data and demonstrate that it is possible to achieve sub-linear scaling and develop models that can learn to recognise N classes from $M < N$ training samples – *aka* less-than-one shot learning. Their method was, however, defined for univariate or simple multivariate data. We extend it to work on large, high-dimensional and real-world datasets and empirically validate it in this new and challenging setting. We apply this method to learn previously unseen NLP tasks from very few examples (4, 8 or 16). We first generate compact less-than-one shot representations called soft-label prototypes which are fitted on training data, capturing the distribution of different classes across the input domain space. We then use a modified k-Nearest Neighbours classifier to demonstrate that soft-label prototypes can classify data competitively, even outperforming much more computationally complex few-shot learning methods.

1 Introduction

Humans have the remarkable ability to adapt knowledge gained in one domain for use in another setting and to identify or disambiguate objects after observing only a few examples (Lake et al., 2015). This has inspired machine learning researchers to build models able to do the same. In the rapidly growing area of few-shot learning, researchers aim to enable correct classification in a new task after exposure to only a few examples per class.

In natural language processing (NLP), few-shot learning techniques first relied on interventions at the data level, such as dataset augmentation (Clark et al., 2018) or generation of adversarial examples from few-shot datasets (Miyato et al., 2016). The advent of large language models (Devlin et al., 2018) led to fine-tuning models on different target tasks, creating prompt-enhanced few-shot datasets for training (Gao et al., 2020; Schick and Schütze, 2020b; Lester et al., 2021) and the application of meta-learning algorithms (Finn et al., 2017; Snell et al., 2017) which optimise model parameters in a specific manner so as to adapt quickly to new tasks using past experiences as a reference.

Meta-learning has been successfully applied across a range of NLP tasks. These included learning new classes from a few examples, e.g. in relation classification (Obamuyide and Vlachos, 2019a,b) or word sense disambiguation (Holla et al., 2020) tasks; learning to quickly adapt to new domains (Nooralahzadeh et al., 2020) and to new languages (Langedijk et al., 2021; van der Heijden et al., 2021; Wang et al., 2020). An ambitious recent effort focused on learning entirely new, previously unseen NLP tasks from as few as 4, 8 or 16 examples (Bansal et al., 2019).

Despite many successes, it is important to note that meta-learning algorithms come with limitations. While the amount of data required for training a model for a specific few-shot task can be very little, a large amount of data from diverse few-shot tasks is still needed to learn to generalise well to new tasks. In practice, training time for meta-training algorithms can still run in the order of days as they are computationally complex and resource-heavy.

In this paper, we explore and extend an alternative, more simple and yet powerful, approach to few-shot learning, proposed by Sucholutsky et al. (2021), which aims to offset the disadvantages mentioned above. The method relies on represent-

ing input data sub-linearly (i.e.: representing M classes using N points with $M \geq N$) and using a simple machine learning classifier to classify data. We first generate compact, sophisticated less-than-one shot representations called soft-label prototypes which are fitted on the training data of the task at hand, capturing the distribution of different classes across the input domain space. While Sucholutsky et al.’s original approach was designed and applied to simpler univariate and multivariate data, we extend it to work on real-world, high dimensional data. We apply the method to learning previously unseen NLP tasks from only a few examples of that task. We experimentally demonstrate that classification with soft-label prototypes using a simple, modified version of k-Nearest Neighbours (Cunningham and Delany, 2022) outperforms a range of strong baselines as well as the best performing existing few-shot learning approaches in 9/16 investigated tasks.

2 Related Work

2.1 Few-shot learning in NLP

Few-shot learning techniques in NLP not exclusively requiring large language models include data augmentation and semi-supervised learning techniques such as augmentation with adversarial examples (Miyato et al., 2016), interpolation of training data into hidden space (Chen et al., 2020) and consistency training to make models more resistant to noise (Xie et al., 2019). Semi-supervised learning with cloze-style tasks and further fine-tuning large language models outperformed (Schick and Schütze, 2020a,b) fine-tuning a large language model with few-shot datasets using a classifier head as described by Devlin et al. (2018). GPT-2 (Radford et al., 2019) focused on achieving competitive results with zero-shot training in multi-task settings, however, it’s successor, GPT-3 (Brown et al., 2020), outperformed existing state-of-the-art models on machine translation, cloze-style tasks and question-answering tasks with few-shot training. Adding prompts, either in the vocabulary space (Gao et al., 2020) or the embedding space (Li and Liang, 2021) (Lester et al., 2021), resulted in the formation of masked language modeling tasks over the training dataset and led to enhanced performance in few-shot settings compared to fine-tuning over a language model.

2.2 Meta-Learning

In the meta-learning paradigm, the training and test sets, referred to as $\mathcal{D}_{\text{meta-train}}$ and $\mathcal{D}_{\text{meta-test}}$, are split into episodes. Conceptually, each episode encompasses a task \mathcal{T}_i and consists of a support set $\mathcal{D}_{\text{support}}^{(i)}$ and a query set $\mathcal{D}_{\text{query}}^{(i)}$. Meta-learning algorithms initially fit the model on the support set of the episode and then achieve generalisation across episodes by optimising performance on the query sets of the episodes. For evaluation, the model trains on the support set and checks performance on the query set for each task $\mathcal{T}_i \in \mathcal{D}_{\text{meta-test}}$. Meta-learning algorithms are divided into three different areas based on their learning methodology - model-based, metric-based and optimisation-based meta-learning methods.

2.2.1 Model Agnostic Meta-Learning

MAML (Finn et al., 2017) is an *optimisation-based* meta-learning approach which principally focuses on adding a generalisability objective in it’s cost function. Optimising this generalisability objective results in a model which learns to combine new information on top of existing knowledge efficiently.

Let us parameterise the model f_θ by θ . As defined before, each task \mathcal{T}_i consists of a support set $\mathcal{D}_{\text{support}}^{(i)}$ and a query set $\mathcal{D}_{\text{query}}^{(i)}$. Initially, θ in $f_\theta(x)$ is optimised to θ'_i for a task \mathcal{T}_i . This initial step is referred to as *inner-loop* optimisation. Mathematically, for a single step

$$\theta'_i = \theta - \alpha \nabla_\theta \mathcal{L}_{\mathcal{T}_i}^s(f_\theta)$$

where α is the learning rate and $\mathcal{L}_{\mathcal{T}_i}^s$ denotes the loss on $\mathcal{D}_{\text{support}}^{(i)}$. As a result, each task \mathcal{T}_i results in an episode-specific optimised model $f_{\theta'_i}$. We can therefore capture the overall objective, which is to have the model $f_{\theta'_i}$ generalise across all tasks in the distribution.

$$\begin{aligned} & \min_{\theta} \sum_{\mathcal{T}_i \sim p(\mathcal{T})} \mathcal{L}_{\mathcal{T}_i}^q(f_{\theta'_i}) \\ &= \min_{\theta} \sum_{\mathcal{T}_i \sim p(\mathcal{T})} \mathcal{L}_{\mathcal{T}_i}^q(f_{\theta - \alpha \nabla_\theta \mathcal{L}_{\mathcal{T}_i}^s(f_\theta)}) \end{aligned}$$

The losses $\mathcal{L}_{\mathcal{T}_i}^q$ are defined by the misclassifications on the query examples in the episode. The primary idea is to optimise with respect to θ even though the losses are computed with respect to θ_i for each episode — this enables the model to optimise the initial parameters θ in a

way as to improve generalisability. This process is called outer-loop optimisation.

$$\theta \leftarrow \theta - \beta \nabla_{\theta} \sum_{\mathcal{T}_i \sim p(\mathcal{T})} \mathcal{L}_{\mathcal{T}_i}^q(f_{\theta_i})$$

2.2.2 Prototypical Networks

Prototypical Networks is an example of *metric-based* meta-learning methods. Metric-based methods use an embedding function to get a complex, high-dimensional representation for each instance in the support set of an episode and then optimise the embedding function such that query examples are correctly classified — the goal is to minimise the loss measured on the query set between the true label and classification based on a similarity metric. Prototypical networks, initially proposed by Snell et al. (2017), use an embedding network, given by $f(\theta)$, to output a high-dimensional vector that is the arithmetic mean of the data points per class in the support set of an episode.

If we denote the sum of the instances belonging to class c in the support set of an episode by S_c then the prototype μ_c is given by

$$\mu_c = \frac{1}{|S_c|} \sum_{(x_i, y_i) \in S_c} f_{\theta}(x_i)$$

We can use a distance function as our similarity metric and take a softmax over that function to get the probability of a test point belonging to a particular class as

$$\begin{aligned} p(y = c|x) &= \text{softmax}(-d(f_{\theta}(x), \mu_c)) \\ &= \frac{\exp(-d(f_{\theta}(x), \mu_c))}{\sum_{c' \in C} \exp(-d(f_{\theta}(x), \mu_{c'}))} \end{aligned}$$

We further define the loss function as

$$J(\theta) = -\log(p(y = c^*|x, \theta))$$

During training, each episode contains a support set and a query set consisting of instances belonging to the same classes in the meta-training set.

2.2.3 Meta-Learning in NLP

Meta-learning has been applied in a range of natural language processing tasks in recent years. Obamuyide and Vlachos (2019a) used meta-learning for relation extraction in a lifelong learning setting. Obamuyide and Vlachos (2019b) also used meta-learning for relation classification. Holla

et al. (2020) use various meta-learning algorithms to solve the problem of word-sense disambiguation. Bansal et al. (2020) use a combination of semi-supervised and supervised tasks to evaluate performance of their models (using meta-learning algorithms) on tasks such as relation classification, sentiment classification, entity-typing and natural language inference. Meta-learning algorithms like MAML have also been applied to cross-lingual classification tasks (van der Heijden et al., 2021) and dependency parsing (Langedijk et al., 2021).

2.3 LEOPARD

LEOPARD (Bansal et al., 2019) is a meta-learned large language model built by producing a task-dependent final layer, typically a softmax, based on the inputs. Given a meta-training set $\mathcal{D}_i^{tr} = \{(x_i, y_i)\}$ containing a task \mathcal{T}_i , the algorithm initially divides the data with the task into its respective classes given by $\mathcal{C}_i^m = \{x_i | y_i = n\}$ where $n \in N_i$ and N_i represents the number of classes in the task at hand. It then calculates the weights and biases of the output softmax layer as

$$w_i^n, b_i^n = \frac{1}{|\mathcal{C}_i^n|} \sum_{x_j \in \mathcal{C}_i^n} g_{\psi}(f_{\theta}(x_j))$$

where g_{ψ} is a multi-layer perceptron with two layers using a symmetric sigmoid activation function for each layer, w_i^n is a l -dimensional vector and b_i^n is a scalar. Combining the weights and biases for each class, we get

$$\mathbf{W}_i = [w_i^1; \dots; w_i^{N_i}] \text{ and } \mathbf{b}_i = [b_i^1; \dots; b_i^{N_i}]$$

The final equation which is used for classification is given as

$$p(y|x^*) = \text{softmax}(\mathbf{W}_i h_{\phi}(f_{\theta}(x^*)) + \mathbf{b}_i)$$

where $h_{\phi}(\cdot)$ is a separate multi-layer perceptron parameterised by ϕ using all classes, given by N_i , in the task at hand. The primary idea, as with most meta-learning approaches, is that one should not introduce task-dependent parameters during any stage of the training process as the model can learn task-relevant data and use it for inference rather than learn a good initialisation point that allows the model to generalise well. Therefore, the softmax parameters vary episodically and the existing model is used to generate the initial parameters. Meta-training with LEOPARD involves sampling multiple episodes at a time, given by $G > 1$, to

produce a good initialisation point for the softmax parameters. The remaining episodes are used for meta-adaptation of the model. Mathematically, the update happens as follows, starting with $\phi_i^{(0)} \leftarrow \phi_i$ for $s \in 0, 1, \dots, G - 1$

$$\phi_i^{s+1} = \phi_i^s - \alpha_s \mathbb{E}_{\mathcal{D}_i^{tr} \sim T_i} [\nabla_{\phi} \mathcal{L}_i(\{\Theta, \phi_i\}, \mathcal{D}_i^{tr})]$$

Here, Θ denote the parameters of the encoder which are fine-tuned on meta-training, ϕ are the parameters of the softmax function previously generated and α_s is the learning rate on the support set of an episode.

Bansal et al. (2019) fine-tuned few-shot datasets over the meta-trained LEOPARD model to evaluate performance on test datasets over NLP tasks such as natural language inference, review classification and entity typing. They reported that LEOPARD outperformed the baselines used by them which included non meta-trained models as well as a prototypical network based meta-learning model.

3 Method

We encode training and test instances using a large language model. We then generate soft-label prototypes as defined by Sucholutsky et al. (2021) and classify test encodings using those soft-label prototypes as input features.

3.1 Encoders

Our default base encoder is a BERT (Devlin et al., 2018) model - provided by the HuggingFace Transformers¹ library (Wolf et al., 2019). We use the base cased BERT model as our default encoder to generate input features which are used to generate and classify with soft-label prototypes. To facilitate comparison with LEOPARD, which was additionally meta-trained using GLUE tasks, in a separate experiment we also use the MT-DNN model (Liu et al., 2019) which has been pretrained in a multi-task learning setting on the set of GLUE tasks. We use MT-DNN to provide the input features for classification with soft-label prototypes. We use feature-based encodings derived from BERT and MT-DNN without further fine-tuning.

¹<https://huggingface.co/docs/transformers/index>

3.2 Defining Soft-Label Prototypes

Sucholutsky and Schonlau (2020) define a *soft label* as a vector representing a point's "simultaneous membership to several classes". It is used in cases where we can denote a point's partial association to different classes. Using this definition, they further define a *soft-label prototype* given by (\vec{X}, Y) where \vec{X} is a point in the input space (in machine learning, an input feature vector) and Y is the corresponding soft-label. Thus, it is possible to represent N classes using M data points where $M < N$ and each soft-label prototype contains class information of multiple classes.

3.3 Generating Soft-Label Prototypes

As soft-label prototypes assign soft labels to every point in the input domain (denoted in Figure 1(a)), a soft-label prototype at point \vec{X} essentially represents the class distribution (determined from the training data) at \vec{X} . The process of generating soft-label prototypes from training data is a two step process detailed below.

3.3.1 Finding Lines Connecting all Centroids

First, we compute the centroid of each class in the input dataset. The next step involves finding and fitting class centroids on the minimum number of lines - with the aim to create soft-label prototypes at the ends of each line which capture the class distribution of all classes along that line. Sucholutsky et al. (2021) propose three algorithms to generate the optimal set of lines. We provide a high level overview of the two methods we used to generate lines.

Brute Force This method first generates combinations of all possible lines between class centroids. It then evaluates their quality by generating a score proportional to the perpendicular distance of all centroids from the nearest line that do not lie on it and finally uses up to l lines which score the lowest. The complexity is given by $O(n^{2l})$ where n denotes the total number of classes and l denotes the total number of lines. Practically, this method is suitable only in cases where the number of classes is small. As it is independent of the dimensions of the input space, it also works well for high-dimensional input space given n is small, typically ≤ 10 .

Recursive Regression This method clusters centroids hierarchically to group similar centroids together. The similarity of centroids within a single cluster is judged by how well all the centroids

fit on a regression line. If the distance of a particular centroid is beyond a pre-defined tolerance threshold ϵ from a line, it is removed from that cluster and assigned to another cluster. We used this method to run all our experiments. It is computationally less expensive and performs well for high-dimensional data spread across many more classes relative to the *Brute Force* method - thus being more suitable for large, real-world data.

We depict the process of finding lines connecting all centroids in Figure 1(b).

3.3.2 Defining Constraints

Once we find the lines, we use the endpoints of each line as the location of soft-label prototypes. Therefore, we would have $2l$ prototypes if there are l lines fitted on n centroids. Sucholutsky et al. (2021) mathematically define finding the class distribution at each soft-label prototype as a constrained optimisation problem.

Each class centroid is assigned an interval on the line segment connecting it to other centroids on the same line. The start of this interval is marked at the midpoint between the class centroid and the centroid of the class preceding it along the line. The end of the interval is marked at the midpoint between the class centroid and the succeeding class's centroid. At any point on the line segment, the class influences at that particular point is the sum of all soft-label prototype class distributions weighted by the inverse of the distance from each prototype. For this point to lie in the decision region of one class, the weighted magnitude of that class's influence must be higher than that of other classes. The optimisation problem therefore consists conceptually of two main constraints (1) the desired class has the maximum influence amongst all classes and (2) the difference between the influence of the desired class and the sum of the influences of all other classes is maximised. Therefore, two soft-label prototypes are opened at the ends of each line as denoted in Figure 1(c).

3.4 Classification with Soft-Label Prototypes

We use k prototypes to classify a point using a modified version of k -Nearest Neighbours called Soft-Label Prototype k -Nearest Neighbors (SLP) (Sucholutsky and Schonlau, 2020). Given M soft-label prototypes which represent the input distribution of N classes, we define

$$S = (X_1, Y_1), \dots, (X_M, Y_M)$$

to be the set of prototypes used in training where X_i is the location of the i^{th} prototype in the input feature space and Y_i is a matrix of size $[N \times 1]$ denoting the soft label. We suppose that the location of the point we want to classify is x . We calculate the distances from each prototype to x and denote them by the set

$$D = (X_i, x)_{i=1,2,\dots,M}$$

We then sort S in ascending order of distances using D . Finally, we weigh the probability distribution of the i^{th} nearest prototype inversely by its distance from the point and obtain

$$Y^* = \sum_{i=1}^k \frac{Y_i}{d(X_i, x)}$$

x is then assigned to the class

$$C^{SLP}(x) = \operatorname{argmax}_j Y_j^*$$

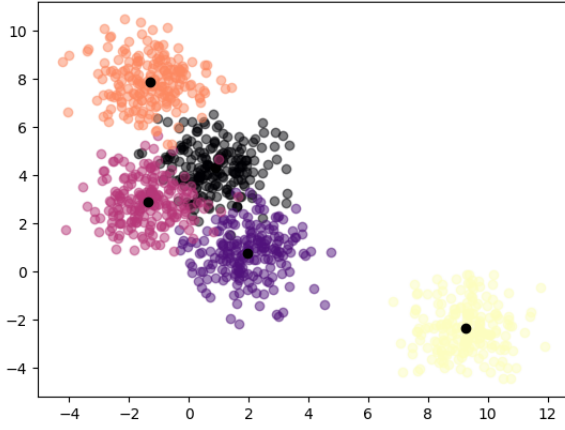
where Y_j^* is the j^{th} element of Y^* . The decision boundaries are described diagrammatically in Figure 1(d).

4 Tasks and Datasets

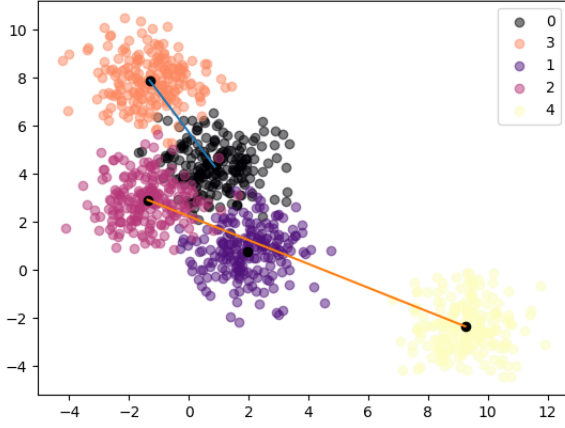
For comparison purposes, we use the same set of tasks and datasets as Bansal et al. (2019). This set covers a variety of text classification tasks with a large number of classes, ranging from 2 to 13. The tasks include (a) **Entity typing** - CoNLL-2003 (Sang and De Meulder, 2003) and MIT-Restaurant (Liu et al., 2013) datasets; (b) **Review rating classification** - review ratings from Amazon Reviews (Blitzer et al., 2007) and three-way classification on the data; (c) **Text classification** - scraped social media data from crowdflower² which comprises sentiment and emotion classification in a range of domains, as well as political bias detection; and (d) **Natural language inference** in the scientific domain - the SciTail dataset. (Khot et al., 2018).

We use the same datasets and splits as Bansal et al. to ensure direct comparability of approaches. At evaluation time, Bansal et al. sample an N -way k -shot dataset $\forall k \in \{4, 8, 16\}$ for few-shot fine-tuning and then evaluate the model performance on the test set of the respective task. As performance is dependent on the data used for fine-tuning, ten test episodes per task are sampled in

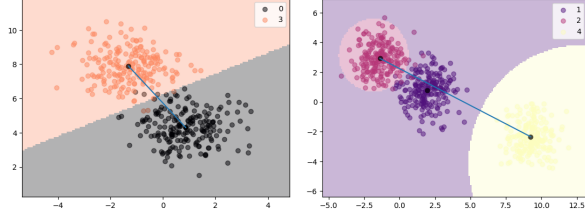
²<https://www.figure-eight.com/data-for-everyone/>



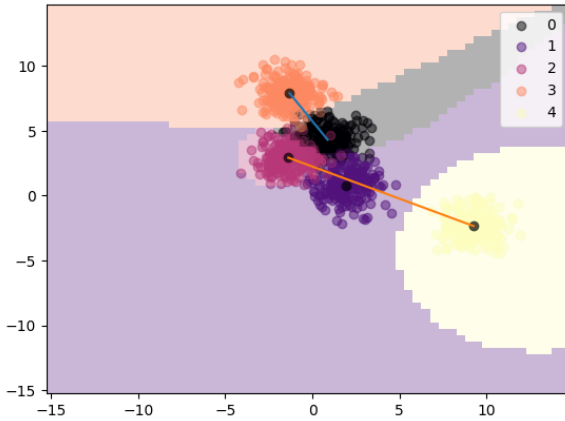
(a) The initial dataset



(b) Finding lines connecting all centroids



(c) Generating soft-label prototypes at the ends of each line



(d) The final decision landscape after classifying with soft-label prototypes and KNN

Figure 1: Generating soft-label prototypes and representing the final decision landscape.

total and each model is fine-tuned and evaluated on each episode. We use *accuracy* as the primary metric to compare models, similar to Bansal et al. (2019). Final performance per classification task is reported using the mean accuracy across ten episodes as well as the standard deviation. We ensure that the test episodes are the same as Bansal et al. by directly using their few-shot splits available publicly³. For entity typing tasks, rather than generating a full sentence (or text) encoding as done in ratings and text classification tasks, we obtain token-level encodings for classification.

5 Baselines

Our baseline selection is two-fold — essentially (1) we want to determine how well the soft-label prototype classifier performs compared to other classifiers given the same few-shot training data and (2) how classification with soft-label prototypes compares against other models when both are trained on a larger training set.

5.1 1-Nearest Neighbour Classifier

Our first baseline is the simple 1-Nearest Neighbour classifier for each task. We first encode all of the data points in the episode using BERT. The test instances are then assigned the class of their closest support example in this embedding space. We use Euclidean distance as the distance metric.

5.2 Fine-tuning BERT

Another baseline we consider is fine-tuning BERT on the support set of the test task and then evaluating the performance of that fine-tuned model on the test set. Since this method relies on fitting a large language model on only a few support instances, there is a higher risk of overfitting. Since 1-NN and this baseline do not rely on additional training data, we use them to evaluate performance in a scenario where fine-tuning is only limited to few-shot datasets.

5.3 Multi-Task Learning on BERT

Bansal et al. (2019) further fine-tune the BERT model on different tasks from the GLUE benchmark - classification, natural language inference, question answering etc (Wang et al., 2018) prior to applying it to learn an unseen task in a few shot fashion. Bansal et al.’s multi-task trained BERT (MT-BERT) is similar to another implementation

³<https://github.com/iesl/leopard/>

of a multi-task trained BERT called MT-DNN (Liu et al., 2019) which has been trained on the same set of GLUE tasks. Since Bansal et al.’s multitask-trained BERT model is not publicly available, we use MT-DNN as a baseline. We train a classifier head on top of MT-DNN using the few-shot episodes and compute accuracy on the test set.

5.4 Prototypical Networks

We also compare to Prototypical Networks, a meta-learning algorithm, used to meta-train the BERT encoder on the set of GLUE tasks. We use Euclidean distance as the distance metric. Classification with soft-label prototypes also uses Euclidean distance to weigh soft-label probabilities. This baseline allows us to compare SLP to learning deterministic class prototypes.

5.5 LEOPARD

Bansal et al. (2019) report LEOPARD as the meta-learning algorithm which presented the highest scores across most tasks for entity typing, ratings classification as well as text classification. We compare our method to theirs since (to the best of our knowledge) it represents the current state-of-the-art in few-shot learning of previously unseen tasks.

6 Experimental setup

Sucholutsky et al.’s less-than-one-shot learning framework needed some additional adaptation to work on real-world, complex datasets. They use the CVXPY (Diamond and Boyd, 2016) library to perform computations for generating the class distribution of a soft-label prototype, however, as their experiments are low-dimensional (≤ 5), they are able to perform their computations using a lightweight optimisation solver called ECOS (Domahidi et al., 2013). As language models have a higher output dimension (for example BERT outputs a 768 dimensional vector for a token) we use a more powerful, commercially available solver called MOSEK (MOSEK ApS, 2019) capable of integration within the CVXPY library to perform the required optimisations for getting the soft-label prototypes — we found that ECOS was unable to handle the computational complexity which resulted in our experiment program terminating erroneously. We share the code used to run our experiments and the detailed descriptions

of our extensions to Sucholutsky et al.’s framework publicly⁴.

6.1 Hyperparameters

We used a held-out validation task (sentiment classification in the electronics domain) to determine the ideal hyperparameters for soft-label prototype classification. The hyperparameters with a major influence on accuracy are listed below:

1) k which denotes the number of nearest neighbour prototypes. We searched among the values $k \in \{1...10\}$ and we found that $k = 1$ provided the highest accuracy on the validation set.

2) ϵ which is a control factor used to denote the maximum tolerance between a centroid and the line assigned to it. The tolerance is measured as the Euclidean distance between the line and the centroid. We use a tolerance value of $1e - 1$.

3) l which denotes the maximum number of lines used to connect all centroids. We experimented with $l \in \{0.2n, 0.4n, 0.6n, 0.8n, n - 1\}$ where n is the number of centroids. For cases where it was not possible to connect n centroids with l lines, the optimisation process failed. Experimentally, we found that $l = n - 1$ corresponded to the highest accuracy in the validation set. The result can also be understood intuitively - more prototype centroids can be connected with more lines. In cases where n points can be represented with $l' \leq l$ lines such that the tolerance is $\leq \epsilon$, l' lines are used.

When training MT-DNN on the few-shot test episodes, we use a learning rate of $2e - 5$, a batch size of 4 and train for 100, 125 and 150 epochs for $shots \in \{4, 8, 16\}$ respectively.

7 Results and discussion

Table 1 shows the performance of our SLP models and the respective baselines in the setting where only the few-shot training data for the test task is available. Classification with soft-label prototypes matches or outperforms other baselines for the majority of the tasks considered - 22/48 tasks across all categories report the highest performance with SLP_{BERT}, 22/48 tasks for BERT_{base} and 4/48 tasks for 1-NN. Table 2 shows that these percentages increase for SLP_{MT-DNN} when using an encoder trained on GLUE tasks with SLP_{MT-DNN} outperforming its counterparts on 27/48 tasks. Classifi-

⁴<https://github.com/avyavkumar/few-shot-learning-notebooks>

Category (Classes)	Shot	INN	BERT _{base} *	SLP _{BERT}
Political Bias (2)	4	52.245 \pm 4.348	54.57 \pm 5.02	53.447 \pm 3.281
	8	54.568 \pm 3.015	56.15 \pm 3.75	55.824 \pm 3.725
	16	55.884 \pm 2.436	60.96 \pm 4.25	58.277 \pm 4.128
Emotion (13)	4	8.474 \pm 1.028	09.20 \pm 3.22	9.235 \pm 2.169
	8	8.418 \pm 0.792	08.21 \pm 2.12	8.423 \pm 3.36
	16	8.758 \pm 0.854	13.43 \pm 2.51	9.414 \pm 3.398
Sentiment Books (2)	4	57.56 \pm 4.571	54.81 \pm 3.75	59.89 \pm 5.385
	8	60.76 \pm 4.177	53.54 \pm 5.17	64.34 \pm 2.565
	16	60.98 \pm 2.857	65.56 \pm 4.12	66.36 \pm 2.183
Rating DVD (3)	4	37.289 \pm 6.846	32.22 \pm 08.72	38.158 \pm 10.056
	8	37.598 \pm 5.364	36.35 \pm 12.50	38.504 \pm 9.973
	16	37.461 \pm 4.506	42.79 \pm 10.18	36.778 \pm 9.852
Rating Electronics (3)	4	37.001 \pm 5.164	39.27 \pm 10.15	35.554 \pm 9.373
	8	37.646 \pm 4.223	28.74 \pm 08.22	43.193 \pm 9.391
	16	38.633 \pm 3.103	45.48 \pm 06.13	45.133 \pm 9.754
Rating Kitchen (3)	4	36.769 \pm 7.738	34.76 \pm 11.20	38.671 \pm 9.775
	8	37.435 \pm 6.347	34.49 \pm 08.72	45.142 \pm 11.026
	16	38.047 \pm 3.226	47.94 \pm 08.28	45.253 \pm 13.455
Political Audience (2)	4	51.827 \pm 1.754	51.02 \pm 1.23	51.305 \pm 2.68
	8	53.113 \pm 2.314	50.87 \pm 1.88	53.104 \pm 3.669
	16	53.287 \pm 1.874	53.09 \pm 1.93	53.888 \pm 3.305
Sentiment Kitchen (2)	4	60.17 \pm 3.197	56.93 \pm 7.10	61.96 \pm 4.594
	8	59.82 \pm 2.703	57.13 \pm 6.60	64.83 \pm 3.983
	16	61.85 \pm 2.65	68.88 \pm 3.39	68.21 \pm 3.298
Disaster (2)	4	53.629 \pm 9.391	55.73 \pm 10.29	52.77 \pm 10.803
	8	57.625 \pm 7.638	56.31 \pm 09.57	56.888 \pm 11.139
	16	60.93 \pm 4.997	64.52 \pm 08.93	65.907 \pm 3.691
Airline (3)	4	46.175 \pm 4.922	42.76 \pm 13.50	43.653 \pm 17.948
	8	48.039 \pm 5.677	38.00 \pm 17.06	36.343 \pm 17.598
	16	51.754 \pm 2.954	58.01 \pm 08.23	54.806 \pm 16.779
Rating Books (3)	4	39.324 \pm 4.985	39.42 \pm 07.22	45.588 \pm 10.329
	8	38.447 \pm 4.07	39.55 \pm 10.01	38.77 \pm 12.485
	16	41.107 \pm 2.683	43.08 \pm 11.78	42.105 \pm 11.289
Political Message (9)	4	15.044 \pm 1.556	15.64 \pm 2.73	15.424 \pm 1.281
	8	15.666 \pm 1.053	13.38 \pm 1.74	16.332 \pm 2.056
	16	14.844 \pm 1.426	20.67 \pm 3.89	18.185 \pm 1.885
Scitail (2)	4	53.66 \pm 4.594	58.53 \pm 09.74	52.296 \pm 4.366
	8	53.212 \pm 3.028	57.93 \pm 10.70	55.964 \pm 5.705
	16	54.53 \pm 4.399	65.66 \pm 06.82	59.675 \pm 4.033
Sentiment DVD (2)	4	53.78 \pm 1.316	54.98 \pm 3.96	56.06 \pm 2.408
	8	53.8 \pm 2.843	55.63 \pm 4.34	56.98 \pm 3.299
	16	54.05 \pm 1.659	58.69 \pm 6.08	58.95 \pm 2.813
Restaurant (8)	4	48.194 \pm 4.881	49.37 \pm 4.28	46.407 \pm 7.062
	8	57.36 \pm 3.681	49.38 \pm 7.76	57.434 \pm 7.745
	16	64.706 \pm 2.913	69.24 \pm 3.68	59.074 \pm 8.34
CoNLL (4)	4	45.104 \pm 7.724	50.44 \pm 08.57	39.35 \pm 5.798
	8	46.897 \pm 4.183	50.06 \pm 11.30	47.892 \pm 14.31
	16	53.969 \pm 3.252	74.47 \pm 03.10	54.397 \pm 8.991

Table 1: Classification using SLP is indicated by **SLP** indexed by the encoder used. Entries in bold highlight the highest scores. All models were *only* fine-tuned and they did not rely on the meta-training set. * represents the performance of the baselines as reported by Bansal et al. (2019) in their paper – note that our experimental setting is identical to theirs.

Category (Classes)	Shot	LEOPARD*	MTL _{MT-BERT} *	Proto-Net*	MTL _{MT-DNN}	SLP _{MT-DNN}
Political Bias (2)	4	60.49 ± 6.66	54.66 ± 3.74	56.33 ± 4.37	62.46 ± 4.09	60.743 ± 10.656
	8	61.74 ± 6.73	54.79 ± 4.19	58.87 ± 3.79	66.37 ± 0.36	65.34 ± 2.886
	16	65.08 ± 2.14	60.30 ± 3.26	57.01 ± 4.44	66.10 ± 3.79	66.337 ± 0.552
Emotion (13)	4	11.71 ± 2.16	09.84 ± 2.14	09.18 ± 3.14	12.88 ± 0.73	11.503 ± 1.28
	8	12.90 ± 1.63	11.21 ± 2.11	11.18 ± 2.95	15.39 ± 1.37	14.151 ± 3.366
	16	13.38 ± 2.20	12.75 ± 2.04	12.32 ± 3.73	17.45 ± 0.56	13.654 ± 1.943
Sentiment Books (2)	4	82.54 ± 1.33	64.93 ± 8.65	73.15 ± 5.85	85.53 ± 0.99	86.07 ± 0.313
	8	83.03 ± 1.28	67.38 ± 9.78	75.46 ± 6.87	85.43 ± 0.34	86.18 ± 0.326
	16	83.33 ± 0.79	69.65 ± 8.94	77.26 ± 3.27	85.73 ± 0.71	86.13 ± 0.414
Rating DVD (3)	4	49.76 ± 9.80	41.23 ± 10.98	47.73 ± 6.20	51.26 ± 8.3	57.183 ± 15.254
	8	53.28 ± 4.66	45.24 ± 9.76	47.11 ± 4.00	55.39 ± 10.07	60.192 ± 13.438
	16	53.52 ± 4.77	45.19 ± 11.56	48.39 ± 3.74	60.02 ± 1.8	66.987 ± 0.654
Rating Electronics (3)	4	51.71 ± 7.20	41.20 ± 10.69	37.40 ± 3.72	59.82 ± 4.24	61.938 ± 9.047
	8	54.78 ± 6.48	45.41 ± 09.49	43.64 ± 7.31	63.37 ± 0.78	65.023 ± 1.013
	16	58.69 ± 2.41	47.29 ± 10.55	44.83 ± 5.96	62.85 ± 0.62	64.911 ± 0.969
Rating Kitchen (3)	4	50.21 ± 09.63	36.77 ± 10.62	44.72 ± 9.13	54.80 ± 13.02	55.56 ± 18.927
	8	53.72 ± 10.31	47.98 ± 09.73	46.03 ± 8.57	57.08 ± 11.95	59.631 ± 17.894
	16	57.00 ± 08.69	53.79 ± 09.47	49.85 ± 9.31	63.95 ± 4.34	63.285 ± 15.583
Political Audience (2)	4	52.60 ± 3.51	51.53 ± 1.80	51.47 ± 3.68	51.03 ± 7.22	53.85 ± 7.353
	8	54.31 ± 3.95	54.34 ± 2.88	51.83 ± 3.77	56.74 ± 5.30	56.759 ± 5.072
	16	57.71 ± 3.52	55.14 ± 4.57	53.53 ± 3.25	58.70 ± 2.15	58.529 ± 2.3
Sentiment Kitchen (2)	4	78.35 ± 18.36	60.53 ± 9.25	62.71 ± 9.53	82.50 ± 3.49	86.57 ± 0.508
	8	84.88 ± 01.12	69.66 ± 8.05	70.19 ± 6.42	86.67 ± 0.60	86.67 ± 0.25
	16	85.27 ± 01.31	77.37 ± 6.74	71.83 ± 5.94	86.63 ± 0.50	86.85 ± 0.19
Disaster (2)	4	51.45 ± 4.25	50.61 ± 8.33	50.87 ± 1.12	50.29 ± 3.60	52.17 ± 4.258
	8	55.96 ± 3.58	54.93 ± 7.88	51.30 ± 2.30	51.61 ± 5.07	53.549 ± 4.306
	16	61.32 ± 2.83	60.70 ± 6.05	52.76 ± 2.92	56.08 ± 4.77	54.504 ± 4.544
Airline (3)	4	54.95 ± 11.81	46.29 ± 12.26	40.27 ± 8.19	70.41 ± 2.45	61.305 ± 17.572
	8	61.44 ± 03.90	49.81 ± 10.86	51.16 ± 7.60	70.22 ± 2.47	70.585 ± 0.813
	16	62.15 ± 05.56	57.25 ± 09.90	48.73 ± 6.79	71.04 ± 0.64	70.553 ± 0.695
Rating Books (3)	4	54.92 ± 6.18	38.97 ± 13.27	48.44 ± 7.43	65.52 ± 8.96	69.728 ± 12.633
	8	59.16 ± 4.13	46.77 ± 14.12	52.13 ± 4.79	69.28 ± 0.27	72.825 ± 9.53
	16	61.02 ± 4.19	51.68 ± 11.27	57.28 ± 4.57	68.94 ± 0.78	72.998 ± 9.566
Political Message (9)	4	15.69 ± 1.57	14.49 ± 1.75	14.22 ± 1.25	19.78 ± 1.10	20.091 ± 2.605
	8	18.02 ± 2.32	15.24 ± 2.81	15.67 ± 1.96	21.56 ± 0.65	21.8 ± 1.272
	16	18.07 ± 2.41	19.20 ± 2.20	16.49 ± 1.96	23.63 ± 2.47	23.046 ± 1.706
Scitail (2)	4	69.50 ± 9.56	63.97 ± 14.36	76.27 ± 4.26	56.11 ± 3.52	62.546 ± 7.193
	8	75.00 ± 2.42	68.24 ± 10.33	78.27 ± 0.98	69.36 ± 3.41	68.726 ± 5.825
	16	77.03 ± 1.82	75.35 ± 04.80	78.59 ± 0.48	74.18 ± 3.38	73.909 ± 3.531
Sentiment DVD (2)	4	80.32 ± 1.02	66.36 ± 7.46	74.38 ± 2.44	84.30 ± 0.96	84.88 ± 0.492
	8	80.85 ± 1.23	68.37 ± 6.51	75.19 ± 2.56	84.90 ± 0.75	85.02 ± 0.312
	16	81.25 ± 1.41	70.29 ± 7.40	75.26 ± 1.07	84.73 ± 0.52	85.05 ± 0.276
Restaurant (8)	4	49.84 ± 3.31	50.49 ± 4.40	17.36 ± 2.75	28.37 ± 2.65	16.584 ± 2.874
	8	62.99 ± 3.28	58.01 ± 3.54	18.70 ± 2.38	46.65 ± 3.80	18.866 ± 2.513
	16	70.44 ± 2.89	66.16 ± 3.46	16.41 ± 1.87	58.66 ± 1.24	19.332 ± 2.326
CoNLL (4)	4	54.16 ± 6.32	55.63 ± 4.99	32.23 ± 5.10	35.97 ± 2.38	30.434 ± 4.716
	8	67.38 ± 4.33	58.32 ± 3.77	34.49 ± 5.15	49.04 ± 0.63	35.458 ± 2.937
	16	76.37 ± 3.08	71.29 ± 3.30	33.75 ± 6.05	64.55 ± 1.14	35.599 ± 2.617

Table 2: Classification using soft-label prototypes is indicated by **SLP** indexed by the encoder used. Entries in bold highlight the highest scores. All models were either trained or meta-trained on the set of GLUE tasks. MTL denotes multi-task models. * represents the performance of the baselines as reported by Bansal et al. (2019) in their paper — note that our experimental setting is identical to theirs.

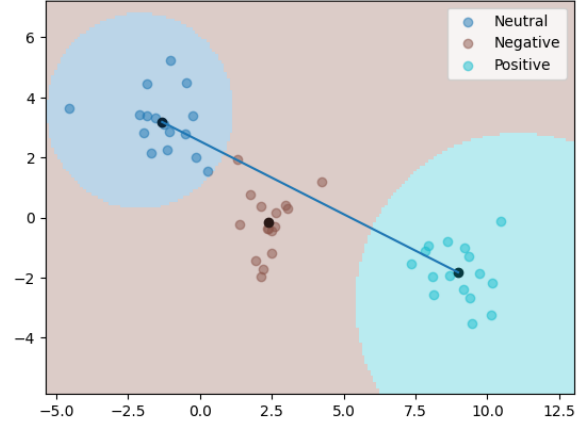
cation with MT-DNN, referred to as MTL_{MT-DNN} , is second-best, attaining superior performance on 10/48 tasks. LEOPARD and Prototypical Networks register the highest accuracy on 8/48 and 3/48 tasks respectively.

The performance of SLP_{MT-DNN} contrasts strongly with that of LEOPARD – SLP_{MT-DNN} outperforms the latter in 36/48 tasks. SLP_{MT-DNN} also outperforms MTL_{MT-DNN} in 28/48 tasks. SLP_{MT-DNN} generally performs poorly in scientific natural language inference tasks (SciTail) and entity typing tasks (Restaurant and CoNLL), registering the lowest accuracy scores of the three baselines (LEOPARD, SLP_{MT-DNN} and MTL_{MT-DNN}) in these sets of tasks.

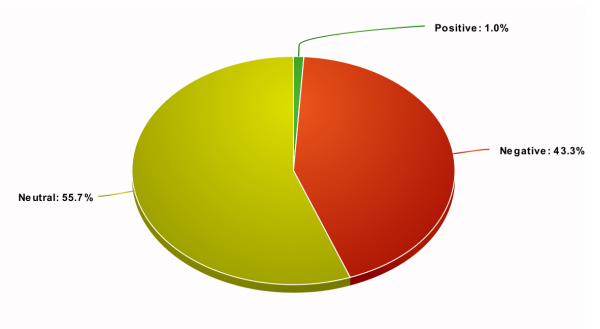
In the highly-limited training data setting (Table 1), it can be observed (in 7/16 tasks) that if there is a consistent increase in performance from 4 shots to 8 shots, a comparable increase in performance from 8 shots to 16 shots is, however, not achieved. This effect is even more pronounced after meta-training or training on GLUE tasks — this phenomenon is observed in (13/16) categories and a few categories within these even show a slight decline in performance (4/13).

A point to note is how closely related the performance of SLP_{MT-DNN} and prototypical networks is for entity typing tasks in Table 2. ProtoNet also suffers from similar performance lapses in entity typing tasks and the performance of ProtoNet and SLP_{MT-DNN} is almost the same - which points to a common factor between the two approaches which makes it unsuitable for entity typing tasks. Both these methods use Euclidean distance as a metric for measuring similarity — prototypical networks optimise the model by evaluating the performance of (deterministic) support prototypes on the query set and use Euclidean distance as the similarity measure. Classification with soft-label prototypes similarly weighs the class distribution of the nearest k prototypes by the Euclidean distance between the test point and the prototypes. This seems to suggest that Euclidean distance is not the best similarity measure for tasks which involve multi-dimensional natural language embeddings. One potential reason is that for fine-grained linguistic encodings, it is possible to find different classes within the locus characterised by the same Euclidean distance from a point (i.e.: a circle in two dimensions). As the number of dimensions increase, it becomes more important to consider

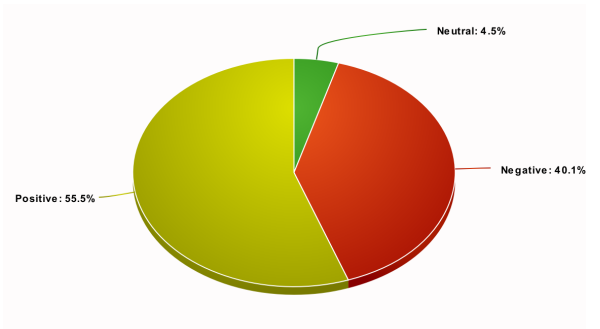
projection in individual dimensions as opposed to a generalised measure of similarity - for example, using cosine distance versus Euclidean distance for higher dimensions - for entity typing tasks.



(a) Training data with labels in an episode e_i of the category *airline* using *shots* = 16. We show the line connecting all three points. Two soft-label prototypes are opened at the endpoints of the line.



(b) Prototype 1 representing the class distribution of the few-shot training data in the episode e_i



(c) Prototype 2 representing the class distribution of the few-shot training data in the episode e_i

Figure 2: Representing three classes using two soft-label prototypes

Depicting Three Classes using Soft Labels with Two Points Soft-label prototypes have the ability to synthesis new data points, based on the input data distribution, with a probability distribu-

tion of the class labels. For instance, consider the probability distribution of two prototypes of the category *airline* (derived from one episode of few-shot training data using *shots*=16 using MT-DNN as the pre-trained encoder). Using the constraints highlighted in previous sections, we generate two soft-label prototypes which contain information about three classes depicted in Figure 2. A key point to note from this is that we only use two soft-label prototypes to represent three classes — therefore, this is an example of less-than-one shot representation with respect to the class labels.

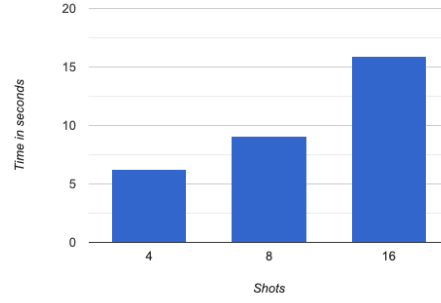
Training Time Training time reduces to three operations - obtaining training encodings from few-shot training datasets, composing lines from class centroids and constructing soft-label prototypes at the ends of those lines. The total times taken for each operation are different for different categories due to the varying number of data points (given by $\text{shots} * \text{classes}$). As an example, we take the average of time taken in each operation in all episodes of the category *airline* and depict our results in Figure 3.

It should be noted nonetheless that times taken were very small for processes involving the generation of lines and obtaining soft-label prototypes. Training time, as a whole, was exceptionally low compared to meta-learning approaches. Additionally, we did not use a GPU for our experiments.

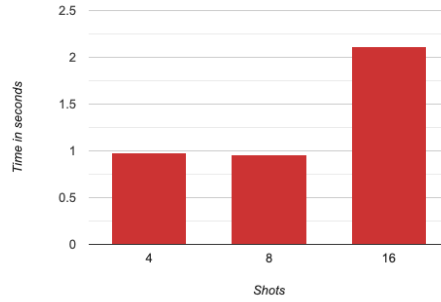
Limitations Classification with soft-label prototypes relies on creating centroids based on the mean of the data points of a class in a training episode. The class distribution at a particular point in the input feature space is therefore highly dependant on the quality of encodings per class which makes the generation of soft-label prototypes particularly susceptible to noise. This can also lead to overfitting as the arithmetic mean of the class attempts to incorporate all points per class, including outliers.

8 Conclusion

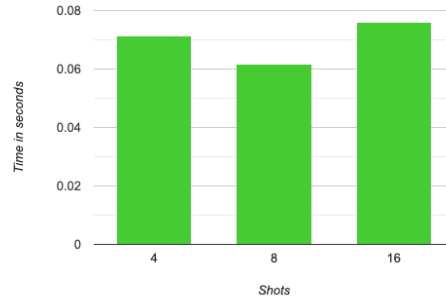
Soft-label prototypes generate a sublinear representation of data and perform classification using a simple, computationally efficient version of k-nearest neighbours classifier competitively with state-of-the-art optimisation-based methods and even in very complex scenarios. Soft-label prototypes are generated on few-shot datasets and directly utilise the knowledge captured within a



(a) Average time taken to generate training encodings



(b) Average time taken to construct lines



(c) Average time taken to generate prototypes

Figure 3: Average time taken for different training operations for the category *airline*. We use MT-DNN as the encoder.

large language model. They scale well with the complexity of the language encoder and are able to capture knowledge of large language models and represent it well in a new target setting — providing comparable performance with state-of-the-art approaches or improving over them. Sub-linear representation and classification of data is also a further step towards algorithmic less-than-one shot learning, wherein we disambiguate M classes using only N instances in total where $M \geq N$.

References

- Trapit Bansal, Rishikesh Jha, and Andrew McCallum. 2019. [Learning to few-shot learn across diverse natural language classification tasks](#).
- Trapit Bansal, Rishikesh Jha, Tsendsuren Munkhdalai, and Andrew McCallum. 2020. [Self-supervised meta-learning for few-shot natural language classification tasks](#).
- John Blitzer, Mark Dredze, and Fernando Pereira. 2007. [Biographies, Bollywood, boom-boxes and blenders: Domain adaptation for sentiment classification](#). In *Proceedings of the 45th Annual Meeting of the Association of Computational Linguistics*, pages 440–447, Prague, Czech Republic. Association for Computational Linguistics.
- Tom B. Brown, Benjamin Mann, Nick Ryder, Melanie Subbiah, Jared Kaplan, Prafulla Dhariwal, Arvind Neelakantan, Pranav Shyam, Girish Sastry, Amanda Askell, Sandhini Agarwal, Ariel Herbert-Voss, Gretchen Krueger, Tom Henighan, Rewon Child, Aditya Ramesh, Daniel M. Ziegler, Jeffrey Wu, Clemens Winter, Christopher Hesse, Mark Chen, Eric Sigler, Mateusz Litwin, Scott Gray, Benjamin Chess, Jack Clark, Christopher Berner, Sam McCandlish, Alec Radford, Ilya Sutskever, and Dario Amodei. 2020. [Language models are few-shot learners](#).
- Jiaao Chen, Zichao Yang, and Diyi Yang. 2020. [Mixtext: Linguistically-informed interpolation of hidden space for semi-supervised text classification](#).
- Kevin Clark, Minh-Thang Luong, Christopher D. Manning, and Quoc V. Le. 2018. [Semi-supervised sequence modeling with cross-view training](#).
- Pádraig Cunningham and Sarah Jane Delany. 2022. [k-nearest neighbour classifiers - a tutorial](#). *ACM Computing Surveys*, 54(6):1–25.
- Jacob Devlin, Ming-Wei Chang, Kenton Lee, and Kristina Toutanova. 2018. [Bert: Pre-training of deep bidirectional transformers for language understanding](#).
- Steven Diamond and Stephen Boyd. 2016. CVXPY: A Python-embedded modeling language for convex optimization. *Journal of Machine Learning Research*, 17(83):1–5.
- Alexander Domahidi, Eric Chu, and Stephen Boyd. 2013. [Ecos: An socp solver for embedded systems](#). In *2013 European Control Conference (ECC)*, pages 3071–3076.
- Chelsea Finn, Pieter Abbeel, and Sergey Levine. 2017. [Model-agnostic meta-learning for fast adaptation of deep networks](#).
- Tianyu Gao, Adam Fisch, and Danqi Chen. 2020. [Making pre-trained language models better few-shot learners](#).
- Niels van der Heijden, Helen Yannakoudakis, Pushkar Mishra, and Ekaterina Shutova. 2021. [Multilingual and cross-lingual document classification: A meta-learning approach](#).
- Nithin Holla, Pushkar Mishra, Helen Yannakoudakis, and Ekaterina Shutova. 2020. [Learning to learn to disambiguate: Meta-learning for few-shot word sense disambiguation](#).
- Tushar Khot, Ashish Sabharwal, and Peter Clark. 2018. [Scitail: A textual entailment dataset from science question answering](#). In *AAAI*.
- Brenden M. Lake, Ruslan Salakhutdinov, and Joshua B. Tenenbaum. 2015. [Human-level concept learning through probabilistic program induction](#). *Science*, 350(6266):1332–1338.
- Anna Langedijk, Verna Dankers, Phillip Lippe, Sander Bos, Bryan Cardenas Guevara, Helen Yannakoudakis, and Ekaterina Shutova. 2021. [Meta-learning for fast cross-lingual adaptation in dependency parsing](#).
- Brian Lester, Rami Al-Rfou, and Noah Constant. 2021. [The power of scale for parameter-efficient prompt tuning](#).
- Xiang Lisa Li and Percy Liang. 2021. [Prefix-tuning: Optimizing continuous prompts for generation](#).
- Jingjing Liu, Panupong Pasupat, Scott Cyphers, and Jim Glass. 2013. [Asgard: A portable architecture for multilingual dialogue systems](#). In *2013 IEEE International Conference on Acoustics, Speech and Signal Processing*, pages 8386–8390.

- Xiaodong Liu, Pengcheng He, Weizhu Chen, and Jianfeng Gao. 2019. [Multi-task deep neural networks for natural language understanding](#).
- Maya Malaviya, Ilia Sucholutsky, Kerem Oktar, and Thomas L Griffiths. 2022. Can humans do less-than-one-shot learning? *arXiv:2202.04670*.
- Takeru Miyato, Andrew M. Dai, and Ian Goodfellow. 2016. [Adversarial training methods for semi-supervised text classification](#).
- MOSEK ApS. 2019. *The MOSEK optimization toolbox for MATLAB manual. Version 9.3*.
- Farhad Nooralahzadeh, Giannis Bekoulis, Johannes Bjerva, and Isabelle Augenstein. 2020. [Zero-shot cross-lingual transfer with meta learning](#).
- Abiola Obamuyide and Andreas Vlachos. 2019a. [Meta-learning improves lifelong relation extraction](#). In *Proceedings of the 4th Workshop on Representation Learning for NLP (RepL4NLP-2019)*, pages 224–229, Florence, Italy. Association for Computational Linguistics.
- Abiola Obamuyide and Andreas Vlachos. 2019b. [Model-agnostic meta-learning for relation classification with limited supervision](#). In *Proceedings of the 57th Annual Meeting of the Association for Computational Linguistics*, pages 5873–5879, Florence, Italy. Association for Computational Linguistics.
- Alec Radford, Jeff Wu, Rewon Child, David Luan, Dario Amodei, and Ilya Sutskever. 2019. Language models are unsupervised multitask learners.
- Erik F. Tjong Kim Sang and Fien De Meulder. 2003. [Introduction to the conll-2003 shared task: Language-independent named entity recognition](#).
- Timo Schick and Hinrich Schütze. 2020a. [Exploiting cloze questions for few shot text classification and natural language inference](#).
- Timo Schick and Hinrich Schütze. 2020b. [It’s not just size that matters: Small language models are also few-shot learners](#).
- Jake Snell, Kevin Swersky, and Richard S. Zemel. 2017. [Prototypical networks for few-shot learning](#).
- Ilia Sucholutsky, Nam-Hwui Kim, Ryan P. Browne, and Matthias Schonlau. 2021. [One line to rule them all: Generating LO-shot soft-label prototypes](#). In *2021 International Joint Conference on Neural Networks (IJCNN)*. IEEE.
- Ilia Sucholutsky and Matthias Schonlau. 2020. [‘less than one’-shot learning: Learning n classes from m](#).
- Alex Wang, Amanpreet Singh, Julian Michael, Felix Hill, Omer Levy, and Samuel Bowman. 2018. [GLUE: A multi-task benchmark and analysis platform for natural language understanding](#). In *Proceedings of the 2018 EMNLP Workshop BlackboxNLP: Analyzing and Interpreting Neural Networks for NLP*, pages 353–355, Brussels, Belgium. Association for Computational Linguistics.
- Zirui Wang, Zachary C. Lipton, and Yulia Tsvetkov. 2020. [On negative interference in multilingual models: Findings and a meta-learning treatment](#). In *Proceedings of the 2020 Conference on Empirical Methods in Natural Language Processing (EMNLP)*, pages 4438–4450, Online. Association for Computational Linguistics.
- Thomas Wolf, Lysandre Debut, Victor Sanh, Julien Chaumond, Clement Delangue, Anthony Moi, Pierric Cistac, Tim Rault, Rémi Louf, Morgan Funtowicz, Joe Davison, Sam Shleifer, Patrick von Platen, Clara Ma, Yacine Jernite, Julien Plu, Canwen Xu, Teven Le Scao, Sylvain Gugger, Mariama Drame, Quentin Lhoest, and Alexander M. Rush. 2019. [Huggingface’s transformers: State-of-the-art natural language processing](#).
- Qizhe Xie, Zihang Dai, Eduard Hovy, Minh-Thang Luong, and Quoc V. Le. 2019. [Unsupervised data augmentation for consistency training](#).