

Mining Word Boundaries in Speech as Naturally Annotated Word Segmentation Data

Lei Zhang¹, Zhenghua Li¹, Shilin Zhou¹, Chen Gong^{1*},
Zhefeng Wang², Baoxing Huai², Min Zhang¹

¹Institute of Artificial Intelligence, School of Computer Science and Technology,
Soochow University, Suzhou, China; ²Huawei Cloud, China

¹leizhang.nlp@gmail.com, ¹slzhou.cs@outlook.com

¹{gongchen18, zhli13, minzhang}@suda.edu.cn

²{wangzhefeng, huaibaoxing}@huawei.com

Abstract

Inspired by early research on exploring naturally annotated data for Chinese word segmentation (CWS), and also by recent research on integration of speech and text processing, this work for the first time proposes to mine word boundaries from parallel speech/text data. First we collect parallel speech/text data from two Internet sources that are related with CWS data used in our experiments. Then, we obtain character-level alignments and design simple heuristic rules for determining word boundaries according to pause duration between adjacent characters. Finally, we present an effective complete-then-train strategy that can better utilize extra naturally annotated data for model training. Experiments demonstrate our approach can significantly boost CWS performance in both cross-domain and low-resource scenarios.

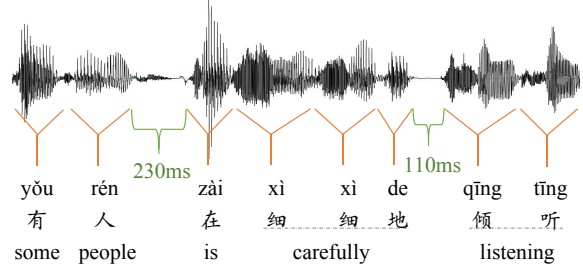


Figure 1: An example of speech/text alignment data. The correct segmentation result is “有/人/在/细/细/地/倾/听”, translated as “some people is carefully listening”. The average duration of all characters is 240 ms in the corresponding speech.

1 Introduction

As a fundamental task in Chinese language processing, Chinese word segmentation aims to segment an input character sequence into a word sequence, since words, instead of characters, are the basic meaning unit in Chinese. Figure 1 gives an example.

With the rapid progress of deep learning techniques, especially the proposal of pre-trained language models like BERT (Devlin et al., 2019), CWS models have achieved very high performance when there is abundant training data from the same domain with the test data (Tian et al., 2020; Huang et al., 2020b). Therefore, recent studies on CWS pay more attention to the cross-domain and low-resource scenarios (Huang et al., 2020a; Ke et al., 2021).

Meanwhile, considering the high cost of manually annotating high-quality CWS data, it had been an attractive research direction to explore naturally

annotated CWS data from different channels. For instance, anchor texts in HMLT-format web documents imply reliable word boundaries (Jiang et al., 2013; Yang and Vozila, 2014); domain-aware dictionaries can match words accurately in target domain texts (Liu et al., 2014). These works show that such information can be used as partial annotations for training CWS models.

Another interesting research line in recent years is the multi-modal integration of speech and texts, mainly due to the adoption of unified model architectures in both speech processing (Baevski et al., 2020; Hsu et al., 2021) and NLP fields (Devlin et al., 2019; Lewis et al., 2020) in the deep learning era. These approaches can be broadly divided into three categories, i.e., 1) using speech as extra features for NLP (Zhang et al., 2021), 2) multi-task learning (MTL) with cross-attention interaction (Sui et al., 2021), and 3) end-to-end language analysis from speech (Chen et al., 2022). Among these, the work of Zhang et al. (2021) is closely related with ours. They extract extra features from speech to enhance CWS on corresponding texts.

Inspired by both directions of works, we for the first time propose to mine word boundaries from speech as naturally annotated data for CWS. The motivation is that when speaking Chinese, people

* Corresponding author.

often pause after finishing some complete meaning in the middle of sentences, to breath or to make the speech easier to understand. Considering that words are the basic meaning unit, we hypothesize that the pause information can be utilized to help CWS. We conduct experiments on two widely used CWS datasets, i.e., Chinese Penn Treebank (CTB) mainly containing newswire texts (Xue et al., 2005), and the ZX data, which comes from a Chinese web fiction titled as “ZhuXian” (“Jade Dynasty” in English) (Zhang et al., 2014). Experiments show that our approach is useful on both cross-domain and low-resource scenarios. More specifically, our work comprises of the following important components.

- We first collect two parallel speech/text datasets from two sources that are close to our CWS datasets respectively, followed by careful data cleaning.
- Based on preliminary experiments, we select a conventional GMM-HMM alignment model, which produce more accurate alignments than end-to-end neural network ASR models. We continue training a released model on our data to produce character-level alignments.
- We design two heuristic rules to determine reliable boundaries according to pause duration between adjacent characters.
- We present a simple complete-then-train method that effectively train our model on both labeled CWS data and newly obtained naturally annotated data, after observing that directly employing the approach of Tsuboi et al. (2008) leads to inferior results.

2 Mining Word Boundaries in Speech

This section describes how we collect word boundaries from parallel text/speech data, which consists of three steps. First, we collect parallel text/speech data from two sources, both of which are closely related with the word segmentation data used in our experiments. Second, we utilize a GMM-HMM based model to obtain character-level text/speech alignment. Finally, we design a simple strategy to determine word boundaries according to pause duration between characters.

2.1 Collecting Speech/Text Parallel Data

For the newswire domain (CTB), we follow Zhang et al. (2021) and collect data from the XueXi platform¹. The platform is founded and maintained by the government and provide very rich multi-media resources on a vast range of channels like politics, education, art, etc. From the topic, we collect formal news and policy articles with both texts and voice recordings, which are mostly close to the newswire domain. We find that some audios are automatically generated by text-to-speech (TTS) models, and filter them based on heuristic rules. Finally, we collect 513 high-quality articles after data cleaning, amounting to 178 hours of data.

As for the cross-domain scenario (ZX), since previous researchers (Liu and Zhang, 2012; Zhang et al., 2014) only annotated CWS results for a small fraction of the ZhuXian fiction, we choose to mine word boundaries from the remaining un-annotated texts and use them as naturally annotated CWS data. We find several versions of audio books for ZhuXian on the Internet and select one that is of high quality and without background music. Finally, we collect 246 chapters after data cleaning and removing those appear in the annotated ZX data, amounting to 144 hours.

Data cleaning. We apply several data cleaning or filtering strategies to improve data quality. (1) Numbers like “1200” are transformed into their Chinese character form like “一千两百” (one thousand and two hundred). (2) Silent and special symbols in the texts like punctuation marks are removed. (3) Irrelevant blanks or noises in the beginning or end of the audio are removed. (4) Audios with background music are discarded. Most importantly, we perform speech/text alignment using MFA (see Section 2.2), and discard the articles or chapters that get poor alignments. All audios are processed to be at a sampling frequency of 16kHz.

2.2 Character-level Speech/Text Alignment

According to the rhythm of Chinese speech, there are usually pauses between adjacent characters and long pauses often occur when some complete meaning is completed. We observe that it is clear that the inter-word pause duration is in average longer than intra-word (or at word boundary positions), since words are the basic meaning unit. The key idea of this work is to make use of pause duration between adjacent characters for mining potential

¹<https://www.xuexi.cn/>

word boundaries. The main challenge for this idea is how to obtain accurate character-level alignments between speech signals and the corresponding sentence.

In the past decade, end-to-end Transformer based models have become the dominate approach due to its superior ASR performance (Gulati et al., 2020; Zhang et al., 2023; Pratap et al., 2023). With an extra connectionist temporal classification (CTC) component, the model can explicitly produce alignment. However, our preliminary experiments reveal that the Transformer-CTC based models suffer from a severe peak alignment issue, that means every character is usually aligned to a single speech frame, leaving most of the frames aligned to blanks. This finding is consistent with previous results (Senior et al., 2015; Zeyer et al., 2021).

Instead, we employ the Montreal Forced Aligner toolkit (MFA, McAuliffe et al. 2017) with its GMM-HMM implementation to obtain alignment information between text and speech. We employ both monophone and triphone GMMs. For the sake of simplicity, we limit our discussion to monophone GMMs.

Given a speech, we use the default frame window length of 25ms. For the frame offset, we use 5ms instead of the default 10ms to obtain more fine-grained alignment. For each frame, we extract standard Mel-frequency cepstral coefficients (MFCCs) as the acoustic features. We map Chinese characters to monophones based on a dictionary. Formally, we represent speech as $\mathbf{x} = x_1 \dots x_i \dots x_n$, where x_i is an MFCC feature vector, and the corresponding transcription as $\mathbf{y} = y_1 \dots y_i \dots y_m$, where y_i denotes a monophone. The objective of GMM-HMM is to determine which frames (e.g., $x_k \dots x_l$) correspond to a monophone, thus providing the time range for each character. The model works under the unsupervised scenario, and apply the expectation-maximization (EM) algorithm (Moon, 1996) on the training speech/text pairs.

Since the speech/text data we have are at document level, we employ a two-step alignment strategy, which we find can produce more accurate character-level speech/text alignments. First, we continue training a pre-trained model² in MFA using our document-level data. Based on the alignments, we segment speech into sentence-level.

Then, we continue training the model using the sentence-level data. We discard sentences with

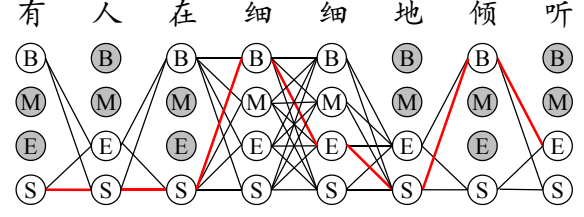


Figure 2: Constrained label space for the sentence in Figure 1, in which we obtain two boundaries “有人/在细细地/倾听”. We use the “BMES” label scheme, meaning “beginning”, “middle”, “end”, and “single-char”, respectively. Illegal labels are marked as gray. The red thick lines present a legal path that may be selected by a model.

high-uncertainty alignments.

Finally, we obtain 18,757 sentences from XueXi and 23,568 sentences from ZhuXian. For a sentence comprising m characters, i.e., $\mathbf{s} = c_1 \dots c_i \dots c_n$, we say c_i is aligned to $x_{b_i} \dots x_{e_i}$, denoted as (b_i, e_i) only using the beginning and end indices of frames. Then, we can calculate the pause duration between two adjacent characters, for instance c_i and c_{i+1} as follows.

$$d(c_i, c_{i+1}) = (b_{i+1} - e_i) \times OFS \quad (1)$$

We can also obtain the duration of pronouncing c_i .

$$d(c_i) = (e_i - b_i) \times OFS \quad (2)$$

In both equations, $OFS = 5ms$ is the frame offset. Figure 1 gives an example.

2.3 Word Boundary Extraction

Our basic intuition is that the longer the pause duration between two adjacent characters is, the more likely there is a word boundary between them, i.e., the former character being the end of a word whereas the latter being the beginning of a word. Moreover, considering that speaking speed may be influenced by factors like speakers and contexts, we also take into account the average duration of pronouncing all characters in a sentence. After some experimental trials, we decide that there is a word boundary between two characters c_i and c_{i+1} if both of the following two conditions are met.

$$\begin{aligned} \text{Cond 1: } d(c_i, c_{i+1}) &\geq \text{MIN} \\ \text{Cond 2: } d(c_i, c_{i+1}) &\geq \alpha \times \sum_{j=1}^n \frac{d(c_j)}{n} \end{aligned} \quad (3)$$

where MIN is a fixed value as the minimum duration to be a word boundary, and $0 \leq \alpha$ is the minimum

²<https://mfa-models.readthedocs.io/en/latest/acoustic>

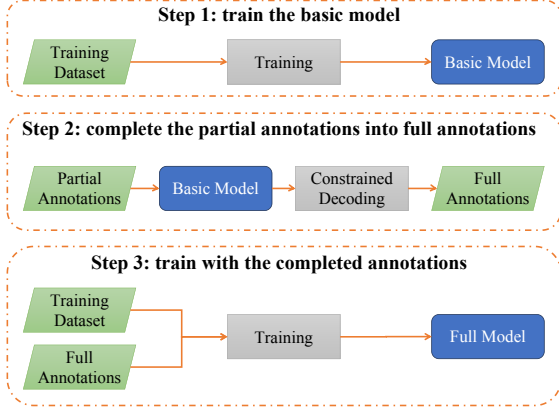


Figure 3: The training process of the complete-then-train method.

ratio against the average pronunciation duration in a sentence. Based on our observation, we set them to 50ms and 30% respectively to deal with data from both domains (section 4.1 gives more descriptions on the selection of MIN and α). As shown in Figure 1, the average duration of pronouncing characters in the sentence is 240ms. Therefore, we determine there is a word boundary between two characters when the pause duration between them is longer than $240ms \times 30\% = 72ms$ (both of the above two conditions can be met).

3 Utilizing Word Boundaries

This section describes how to enhance our basic CWS model with word boundaries in the text data.

3.1 As Naturally Annotated CWS Data

In fact, quite a few previous studies try to explore word boundaries as naturally annotated CWS data from different channels (Jiang et al., 2013; Liu et al., 2014; Yang and Vozila, 2014). Under a sequence labeling framework, word boundaries can be naturally treated as partial annotations and used to construct a constrained label space (aka. lattice).

Figure 2 gives an example. Due to the boundary “人 (people)/在 (is)”, the left-side char can only be either a single-char word or the end of a word, where as the right-side char can only be either a single-char word or starting a word. A similar explanation goes to the second boundary. Please notice that it is convenient to constrain labels for the first and last char in the sentence in the same spirit.

Type	Corpus	Amount	Train	Dev	Test
Manual	CTB5	# Sent	18,104	352	348
		# Word	493,932	6,821	8,008
	ZX	# Sent	2,373	788	1,394
		# Word	67,648	20,393	34,355
Natural	SP	# Sent	42,325	-	-
		# Pauses	277,676	-	-

Table 1: Statistics of data used in this paper.

3.2 The complete-then-train Strategy

Previous works directly use the constrained label space in Figure 2 to train CWS models via some extension to conventional training objectives. Taking conditional random field (CRF) as an example, rather than maximizing the probability of the single gold-standard label sequence, the extended training objective is to maximize the sum total of probabilities of all legal paths in the constrained space, which can be efficiently computed via a variant Viterbi algorithm.

However, our experiments show that directly training model on our data in this way leads to inferior and unsteady performance, and the model is apt to produce single-char words. We suspect the major reason is that all characters in the constrained space can be labeled as “S” tags, as shown in Figure 2.

To address the issue, we present a simple yet effective complete-then-train strategy. The basic idea is converting partial annotations into full annotations by letting a basic model select an optimal sequence in the constrained space. Figure 3 illustrates the strategy, consisting of three steps. First, we train a basic CWS model on the basic CWS training dataset without using naturally annotated data. Second, we employ the basic model to complete partial annotations into full ones. More concretely, the basic model selects an optimal label sequence from the constrained space via constrained Viterbi decoding. For example, we suppose the model selects the path marked by red thick lines in Figure 2. Finally, we use both basic CWS data and completed data to train the full model.

4 Experiments

4.1 Implementation Details

Data. We conduct experiment on both newswire dataset, i.e., CTB5 (Xue et al., 2005), and web fiction dataset, i.e., ZX (Zhang et al., 2014) to evaluate

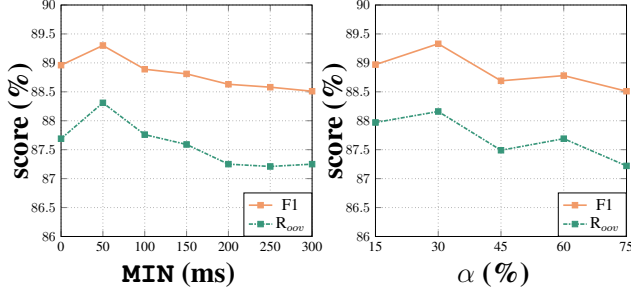


Figure 4: Results for the different thresholds MIN and α .

our model in the cross-domain scenario and low-resource scenario. The data statistics are shown in Table 1.

In the cross-domain scenario, we follow previous works on cross-domain CWS (Zhang et al., 2014; Liu et al., 2014) to use CTB5-train as the source domain training data, and use ZX-dev and ZX-test as the target domain dev and test data.

In the low-resource scenario, we evaluate on both CTB5 and ZX datasets with in-domain setting. For training data, we randomly select 1,000 sentences from CTB5-train (denoted as CTB5-1K), and 100 sentences from ZX-train (denoted as ZX-100) as the low-resource training datasets for CTB5 and ZX respectively. For dev/test data, we adopt the original dev/test datasets of CTB5 and ZX respectively.

We use our newly obtained naturally annotated CWS data which is extracted according to speech pause (as illustrated in Section 3.1) as extra training data in both cross-domain and low-resource scenarios, which contains 42,325 sentences and 277,676 word boundaries, denoted as *SP*.

Evaluation metrics. We use the standard precision ($P = \frac{\#Word_{gold \cap pred}}{\#Word_{pred}}$), recall ($R = \frac{\#Word_{gold \cap pred}}{\#Word_{gold}}$), and F1 ($F1 = \frac{2PR}{P+R}$) score for evaluation. In addition, to evaluate the model performance on out-of-vocabulary (OOV) words, we also calculate the recall of OOV words ($R_{ooov} = \frac{\#Word_{gold^{ooov} \cap pred}}{\#Word_{gold^{ooov}}}$).

Model settings. We regard CWS as sequence labeling task and implement it with BiLSTM-CRF architecture. Following Wei et al. (2021), we impose constraints on candidate paths in both the training and decoding stages. We use the pre-trained character embedding *glove-6B-100d* released by Pennington et al. (2014) with a dimension of 100 as the input. We use 3 BiLSTM layers and set the

Models	P	R	F	R_{ooov}
CTB5	87.75	88.05	87.90 ± 0.37	86.59 ± 0.54
+ <i>SP</i>	89.03	89.39	89.21 ± 0.12	88.03 ± 0.13
CTB5 + <i>Lex</i>	90.68	90.94	90.80 ± 0.29	90.17 ± 0.09
+ <i>SP</i>	91.94	92.07	92.01 ± 0.16	91.51 ± 0.17
Zhang et al. (2014) + <i>Lex</i>			88.34	-
Liu et al. (2014) + <i>Lex</i>			90.36	80.69
+ <i>WIKI</i> (5.5M sent)			90.63	84.88

Table 2: Results in the cross-domain scenario.

hidden size of LSTM to 300. The mini-batch size is 256 sentences. We use Adam as the optimizer with a learning rate of 0.002. All dropout ratios are 0.1. Early stopping is triggered when the peak performance on dev data does not increase in 10 epochs.

To decide the value of parameters MIN and α in Equation 3, we first fix α to 0 and compare the performance under different parameters MIN to pick the best MIN. Then, we fix the best MIN and compare the results with different α to choose the best α . Finally, we set MIN to 50 and set α to 30 respectively according to the results in Figure 4.

We run each model for 3 times with different random seeds and report the average results.

4.2 Results in Cross-domain Scenario

Table 2 shows the results in cross-domain scenario.

From the first major row, we can see that the model (“+*SP*”) using our natural annotations from speech as extra training data can bring a significant improvement by 1.31 in F1 score and 1.44 in R_{ooov} compared with the model (“CTB5”) which is only trained on CTB5. This demonstrates that our approach of mining word boundaries from speech pause is feasible and can provide an effective solution for alleviating data sparseness problem in the cross-domain scenario.

Then, we further augment the training data of the models in the first major row by adding an additional naturally annotated data denoted as “*Lex*” released by Liu et al. (2014) to compared with previous cross-domain CWS works. “*Lex*” is obtained by matching the sentences in unlabeled Zhuxian texts with a lexicon, and contains 32,023 sentences. The second major row shows the results. We can see that when adding “*Lex*” in training data, the further utilization of our natural annotations “*SP*” can still achieves a large boost of 1.19 in F1 score and 1.34 in R_{ooov} , showing that the word boundary in-

Data	P	R	F	R_{oov}
CTB5-1K	87.87	89.40	$88.63_{\pm 0.40}$	$88.62_{\pm 0.36}$
+ <i>SP</i>	90.63	91.55	$91.09_{\pm 0.02}$	$90.95_{\pm 0.20}$
ZX-100	82.07	84.06	$83.05_{\pm 0.19}$	$83.11_{\pm 0.06}$
+ <i>SP</i>	83.96	85.61	$84.80_{\pm 0.10}$	$84.91_{\pm 0.51}$
CTB5	96.23	97.09	$96.83_{\pm 0.29}$	$96.76_{\pm 0.36}$
+ <i>SP</i>	96.77	97.47	$97.12_{\pm 0.05}$	$97.14_{\pm 0.21}$
ZX	92.79	93.23	$93.01_{\pm 0.26}$	$92.87_{\pm 0.40}$
+ <i>SP</i>	93.37	93.70	$93.53_{\pm 0.09}$	$93.40_{\pm 0.15}$

Table 3: Results in low-resource scenario.

formation mined from speech can complement the word information obtained from lexicon, further verifying the effectiveness of our method.

When comparing with previous works, as shown in the third major row, our model trained with “*Lex*” and “*SP*” achieves the highest performance. It is worth mentioning that although Liu et al. (2014) use a much larger amount dataset *WIKI*, which contains 5.5M sentences, as natural annotations for training, our model still gains better results. This demonstrates that our natural annotations from speech can bring more guidance to CWS.

4.3 Results in Low-resource Scenario

The results in low-resource scenario are shown in the first two major rows of Table 3. We also present the results in rich-resource scenario in the last two major rows of Table 3 for reference.

In the newswire domain, as shown in the first major row of Table 3, the model augmented with our naturally annotated data “+*SP*” can bring a 2.46 boost in F1 score and 2.33 in R_{oov} compared with the model only trained on the low-resource CTB5-1K. Even using all the CTB5 training set, using *SP* can still leads to consistent improvements in F1 and R_{oov} respectively. In the web fiction domain, the further utilization of *SP* improves the F1 score and R_{oov} significantly when training on ZX-100. Moreover, our natural annotated data on the full ZX dataset can still bring an improvement.

The above analysis shows that when human annotation resources are scarce, our natural annotations obtained from speech can bring great improvements to CWS, effectively alleviating data sparseness problems.

5 Analysis

In order to understand the improvements introduced by our method, we conduct detailed analysis

	P	R	F	R_{oov}
CTB5+ <i>SP</i>	89.03	89.39	$89.21_{\pm 0.12}$	$88.03_{\pm 0.13}$
w/o label constraint	87.13	87.52	$87.33_{\pm 0.28}$	$85.89_{\pm 0.25}$
directly-train strategy	87.79	88.66	$88.23_{\pm 0.49}$	$87.10_{\pm 0.42}$
CTB5	87.75	88.05	$87.90_{\pm 0.37}$	$86.59_{\pm 0.54}$

Table 4: Results of ablation study.

from different perspectives, taking the performance in the cross-domain scenario as case study.

5.1 Ablation Study

We conduct ablation study to understand the contribution of each individual component in our work. Table 4 shows the test results.

Impact of completing with constraint. As illustrated in Section 3.1, we use a basic model to complete the partial annotations in *SP* into full annotations, performing constrained decoding to ensure the completed full annotations not violating existing partial annotations, and then take the completed *SP* as extra training data (row “CTB5+*SP*”). The “w/o label constraint” row presents the result that disregard our mined word boundaries in *SP* and obtain pseudo fully annotated *SP* via a basic model with normal decoding, instead of performing constrained decoding on constrained label space as shown in Figure 3. We observe that the result of “w/o constraint” decreases dramatically, even inferior to the result without using additional training data (row “CTB5”), probably because the pseudo fully annotated *SP* without constraint contains much noise and can disturb the model training. This verifies that our mined word boundaries in *SP* can effectively provide additionally guidance to CWS model training.

Impact of training strategy. To analyze the impact of training strategy, we replace the complete-then-train strategy with the directly-train strategy and keep other model settings unchanged. Directly-train strategy learns from partial annotations directly, based on the idea of maximizing the probabilities of all the possible label sequences that does not violate existing partial annotations, i.e., maximizing the probabilities of all the legal paths in the constrained label space in Figure 3.1. Such “directly-train strategy” causes a performance drop of 0.98 and 0.93 in F1 score and R_{oov} respectively. The probably reason is that it is legal for all the characters to be predicted as “S” label in the con-

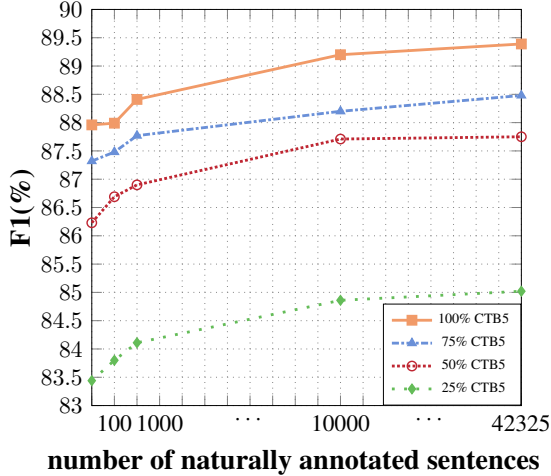


Figure 5: Influence of utilizing different amount of additional *SP* data on different CTB5 data scales.

strained label space, as shown in Figure 3.1, leading the model tends to incorrectly producing many single-char words. The complete-then-train strategy can effectively address the above issue.

5.2 Performance Regarding Data Scale

We conduct detailed analysis to understand the influence of the amount of our natural annotations from speech. Figure 5 shows the results. For the four curves, we use 100%, 75%, 50% and 25% of the CTB5 training set as the training set. In each curve, We randomly sample 100, 1,000, 10,000 and all the sentences from our naturally annotated *SP* dataset and merge them into the CTB5 training set, respectively.

We observe that using more *SP* dataset for training can bring consistently better performance for all four curves, verifying the effectiveness of *SP* in improving CWS models. From another aspect, by comparing the four curves, we can see that the model trained on 25% CTB5 gains more improvements when leveraging additional *SP* data than the models trained on 50% CTB5, 75% CTB5, and 100% CTB5. This demonstrate that *SP* is able to alleviate data sparseness problem, especially when the size of training data is low-resource.

5.3 Performance under Different Neural Architectures

We present the experimental results to investigate the effectiveness of our proposed method when implemented with different model architectures.

Models	P	R	F	R_{oov}
BiLSTM				
CTB5	87.75	88.05	87.90 ± 0.37	86.59 ± 0.54
+ <i>SP</i>	89.03	89.39	89.21 ± 0.12	88.03 ± 0.13
Transformer				
CTB5	83.32	84.33	83.82 ± 0.34	79.05 ± 0.27
+ <i>SP</i>	85.18	85.63	85.40 ± 0.25	81.17 ± 0.38
BERT				
CTB5	94.03	94.31	94.17 ± 0.06	93.14 ± 0.16
+ <i>SP</i>	94.25	94.22	94.23 ± 0.06	93.48 ± 0.21

Table 5: Ablation experiment results of different encoders.

For the BERT-based architecture, we utilized the “BERT-Base-Chinese”³ released by Hugging Face. Table 5 shows the performance under BiLSTM-, Transformer- and BERT-based architecture. We can see that the model encoded with BiLSTM architecture outperforms that with Transformer architecture, and the utilization of *SP* improves the model performance by large margin under both of the two neural architectures. When employing the contextualized character representations obtained from BERT encoder, the performance of both “CTB5” and “+*SP*” boost. Although utilizing *SP* brings fairly small improvement in F1 score, probably due to the high F1 score already, it brings larger improvement in R_{oov} , verifying the effectiveness of our method in alleviating the OOV problem.

6 Related Works

6.1 Integrated Speech and Text Processing

In the deep learning, the Transformer-based model architecture becomes popular in both speech processing and NLP fields. The same architecture makes it convenient to process speech and textual data in an integrated manner. Intuitively, speech and text can provide complementary useful features. We summarize recent works into three categories.

(1) Speech as extra features for NLP. The most straightforward way is to extract features from speech and use them as extra inputs for an NLP model. Zhang et al. (2021) present an interesting pioneer effort and use speech features to help CWS, which is closely with our work. Their approach requires parallel speech/text data in both training and test phases, with WS annotations and the char-

³<https://huggingface.co/bert-base-chinese>

acter/frame alignments. They manually annotate 250 sentences and split them into training/test data. Experiments show that extra speech features are beneficial.

Different from their work, ours emphasis on the use of pause information in speech. We do not need WS annotations for the text data and automatically derive character/frame alignments. In the test phase, our CWS model performs on on text data, rather than parallel speech/text data.

(2) MTL with cross-attention interaction. Given parallel speech/text data, Sui et al. (2021) present a multi-task learning approach that performs NER and ASR at the same time. They first use separate encoders for the two types of inputs, and then employ the cross-attention mechanism to achieve multi-model interaction.

(3) End-to-End language analysis from speech. Several works propose to directly derive language analysis results from speech inputs in an end-to-end manner. Ghannay et al. (2018) embed NE labels into texts and train a model that transcribes speech into texts and treats NE labels as normal tokens. They conduct experiments on French NER. Yadav et al. (2020) apply the approach to English NER and propose a new label embedding scheme. Chen et al. (2022) present a Chinese datasets of parallel speech/text data with NE annotations, and systematically compare the pipeline and end-to-end approaches.

Wu et al. (2022) propose an end-to-end relation extraction model that transcribes speech into (entity, entity, relation) triples, and totally ignores the full text (not performing ASR). However, their experiments show that the end-to-end approach is inferior to the pipeline model, i.e., first ASR and then relation extraction on texts.

Utilizing speech pauses. Fleck (2008) make use of speech pauses to help English ASR, and more specifically to help transforming phonemes into words. The pauses are output by a previous ASR component and are embedded in the phoneme sequence. They propose to use the pauses to segment the phoneme sequence into several fragments and transform them into words separately.

6.2 Naturally annotated CWS data

Mining naturally annotated data. Previous studies try to mine naturally annotated CWS data

from different channels. Jiang et al. (2013) hypothesize that anchor texts (i.e., for hyperlinks) in HTML-format web documents are very likely to correspond to complete meaning units, and thus can be explored to obtain at least two word boundaries. In the cross-domain scenario, Liu et al. (2014) use a domain-related dictionary and perform maximum matching on unlabeled target-domain text, treating matched texts as annotated words.

Utilizing naturally annotated data. Above naturally annotated data are in two forms. In the first form, some word boundaries in the sentence are given, whereas in the second, some words are given. Both forms can be treated as partial annotations, in contrast to full annotations, and be encoded as constrained label space as shown in Figure xx.

Jiang et al. (2013) propose a constrained decoding approach to learn from partially annotated data with word boundaries. They use a max-margin training loss. For each training sentence, they first obtain an optimal label sequence from the constrained space and use it as gold-standard reference in an online fashion.

Liu et al. (2014) and Yang and Vozila (2014) employ the CRF loss and follow Tsuboi et al. (2008) to extend the loss for learning from partial/incomplete annotations. In this work, we also use this approach, but obtain inferior performance probably due to the issue of pervasive “S” labels. We propose a simple yet effective complete-then-train strategy.

7 Conclusion

This paper for the first time proposes to mine word boundaries from speech/text data as extra naturally annotated training data for CWS. First, we collect large-scale speech/text data from both newswire and web fiction domains. Then, we perform character-level alignment on the speech/text data, and determine word boundaries in the data according to the pause duration between two adjacent characters. Finally, we employ a complete-then-train method to leverage our natural annotations as extra training data to improve CWS performance in cross-domain and low-resource scenarios. Extensive experiments and detailed analysis show that our proposed approach of mining word boundaries in speech as naturally annotated data is effective in improving CWS performance in both cross-domain and low-resource scenarios.

Limitations

Our presented work may be further improved in the aspect of two possible limitations. First, our approach heavily relies on accurate alignment between speech and texts. We find that the end-to-end Transformer-CTC model is incapable of producing accurate alignments possibly because it mainly focuses on the ASR task and only implicitly models the alignment task. After several trails, we finally employ the conventional GMM-HMM model in the MFA toolkit. Although the alignments are satisfactory, we believe that more potential of our approach can be exploited if we can optimize the alignment model and have more accurate alignments.

Second, we find that our approach is effective when we can obtain parallel speech/text data that is relatively clean and shares similar genres with the test data. However, collecting such qualified data is not easy and requires a lot of dirty work. For instance, we find that the widely used AISHELL-1 data is not useful. Besides the two factors mentioned just now, another possible reason is that it contains a large portion of disfluent sentences.

References

- Alexei Baevski, Yuhao Zhou, Abdelrahman Mohamed, and Michael Auli. 2020. wav2vec 2.0: a framework for self-supervised learning of speech representations. *Proceedings of NIPS*, 33:12449–12460.
- Boli Chen, Guangwei Xu, Xiaobin Wang, Pengjun Xie, Meishan Zhang, and Fei Huang. 2022. Aishell-NER: named entity recognition from Chinese speech. In *Proceedings of ICASSP*, pages 8352–8356. IEEE.
- Jacob Devlin, Ming-Wei Chang, Kenton Lee, and Kristina Toutanova. 2019. BERT: Pre-training of deep bidirectional transformers for language understanding. In *Proceedings of NAACL*, pages 4171–4186, Minneapolis, Minnesota. Association for Computational Linguistics.
- Margaret M Fleck. 2008. Lexicalized phonotactic word segmentation. In *Proceedings of ACL*, pages 130–138.
- Sahar Ghannay, Antoine Caubrière, Yannick Estève, Nathalie Camelin, Edwin Simonnet, Antoine Laurent, and Emmanuel Morin. 2018. End-to-end named entity and semantic concept extraction from speech. In *Workshop of SLT*, pages 692–699. IEEE.
- Anmol Gulati, James Qin, Chung-Cheng Chiu, Niki Parmar, Yu Zhang, Jiahui Yu, Wei Han, Shibo Wang, Zhengdong Zhang, Yonghui Wu, and Ruoming Pang. 2020. Conformer: convolution-augmented transformer for speech recognition. In *Proceedings of Interspeech*, pages 5036–5040.
- Wei-Ning Hsu, Benjamin Bolte, Yao-Hung Hubert Tsai, Kushal Lakhota, Ruslan Salakhutdinov, and Abdelrahman Mohamed. 2021. HuBERT: Self-supervised speech representation learning by masked prediction of hidden units. *IEEE/ACM Transactions on Audio, Speech, and Language Processing*, 29:3451–3460.
- Kaiyu Huang, Degen Huang, Zhuang Liu, and Fengran Mo. 2020a. A joint multiple criteria model in transfer learning for cross-domain Chinese word segmentation. In *Proceedings of EMNLP*, pages 3873–3882.
- Weipeng Huang, Xingyi Cheng, Kunlong Chen, Taifeng Wang, and Wei Chu. 2020b. Towards fast and accurate neural chinese word segmentation with multi-criteria learning. In *Proceedings of COLING*, pages 2062–2072.
- Wenbin Jiang, Meng Sun, Yajuan Lü, Yating Yang, and Qun Liu. 2013. Discriminative learning with natural annotations: word segmentation as a case study. In *Proceedings of ACL*, pages 761–769.
- Zhen Ke, Liang Shi, Songtao Sun, Erli Meng, Bin Wang, and Xipeng Qiu. 2021. Pre-training with meta learning for Chinese word segmentation. In *Proceedings of NAACL*, pages 5514–5523.
- Mike Lewis, Yinhan Liu, Naman Goyal, Marjan Ghazvininejad, Abdelrahman Mohamed, Omer Levy, Veselin Stoyanov, and Luke Zettlemoyer. 2020. Bart: Denoising sequence-to-sequence pre-training for natural language generation, translation, and comprehension. In *Proceedings of ACL*, pages 7871–7880.
- Yang Liu and Yue Zhang. 2012. Unsupervised domain adaptation for joint segmentation and pos-tagging. In *Proceedings of COLING*, pages 745–754.
- Yijia Liu, Yue Zhang, Wanxiang Che, Ting Liu, and Fan Wu. 2014. Domain adaptation for CRF-based Chinese word segmentation using free annotations. In *Proceedings of EMNLP*, pages 864–874.
- Michael McAuliffe, Michaela Socolof, Sarah Mihuc, Michael Wagner, and Morgan Sonderegger. 2017. Montreal forced aligner: trainable text-speech alignment using kald. In *Proceedings of Interspeech*, pages 498–502.
- Todd K Moon. 1996. The expectation-maximization algorithm. *IEEE Signal processing magazine*, 13(6):47–60.
- Jeffrey Pennington, Richard Socher, and Christopher D Manning. 2014. Glove: Global vectors for word representation. In *Proceedings of EMNLP*, pages 1532–1543.
- Vineel Pratap, Andros Tjandra, Bowen Shi, Paden Tomasello, Arun Babu, Sayani Kundu, Ali Elkahky, Zhaoheng Ni, Apoorv Vyas, Maryam Fazel-Zarandi, et al. 2023. Scaling speech technology to 1,000+ languages. *arXiv preprint arXiv:2305.13516*.

- Andrew Senior, Haşim Sak, Félix de Chaumont Quitry, Tara Sainath, and Kanishka Rao. 2015. Acoustic modelling with cd-ctc-smb-rlstm rnns. In *Workshop of ASRU*, pages 604–609.
- Dianbo Sui, Zhengkun Tian, Yubo Chen, Kang Liu, and Jun Zhao. 2021. A large-scale Chinese multimodal NER dataset with speech clues. In *Proceedings of ACL*, pages 2807–2818.
- Yuanhe Tian, Yan Song, Fei Xia, Tong Zhang, and Yonggang Wang. 2020. Improving Chinese word segmentation with wordhood memory networks. In *Proceedings of ACL*, pages 8274–8285.
- Yuta Tsuboi, Hisashi Kashima, Shinsuke Mori, Hiroki Oda, and Yuji Matsumoto. 2008. Training conditional random fields using incomplete annotations. In *Proceedings of COLING*, pages 897–904.
- Tianwen Wei, Jianwei Qi, Shenghuan He, and Songtao Sun. 2021. Masked conditional random fields for sequence labeling. In *Proceedings of NAACL*, pages 2024–2035.
- Tongtong Wu, Guitao Wang, Jinming Zhao, Zhaoran Liu, Guilin Qi, Yuan-Fang Li, and Gholamreza Haffari. 2022. Towards relation extraction from speech. In *Proceedings of EMNLP*.
- Naiwen Xue, Fei Xia, Fu-Dong Chiou, and Marta Palmer. 2005. The penn Chinese treebank: phrase structure annotation of a large corpus. *Natural language engineering*, 11(2):207–238.
- Hemant Yadav, Sreyan Ghosh, Yi Yu, and Rajiv Ratn Shah. 2020. End-to-end named entity recognition from english speech. In *Proceedings of Interspeech*, pages 3772–3777.
- Fan Yang and Paul Vozila. 2014. Semi-supervised chinese word segmentation using partial-label learning with conditional random fields. In *Proceedings of EMNLP*, pages 90–98.
- Albert Zeyer, Ralf Schlüter, and Hermann Ney. 2021. Why does ctc result in peaky behavior? *arXiv preprint arXiv:2105.14849*.
- Dong Zhang, Zheng Hu, Shoushan Li, Hanqian Wu, Qiaoming Zhu, and Guodong Zhou. 2021. More than text: multi-modal Chinese word segmentation. In *Proceedings of ACL*, pages 550–557.
- Meishan Zhang, Yue Zhang, Wanxiang Che, and Ting Liu. 2014. Type-supervised domain adaptation for joint segmentation and POS-tagging. In *Proceedings of ACL*, pages 588–597.
- Yu Zhang, Wei Han, James Qin, Yongqiang Wang, Ankur Bapna, Zhehuai Chen, Nanxin Chen, Bo Li, Vera Axelrod, Gary Wang, Zhong Meng, Ke Hu, Andrew Rosenberg, Rohit Prabhavalkar, Daniel S. Park, Parisa Haghani, Jason Riesa, Ginger Perng, Hagen Soltau, Trevor Strohman, Bhuvana Ramabhadran, Tara N. Sainath, Pedro J. Moreno, Chung-Cheng Chiu, Johan Schalkwyk, Francoise Beaufays, and Yonghui Wu. 2023. Google usm: Scaling automatic speech recognition beyond 100 languages. *ArXiv*, abs/2303.01037.