

Stock price reaction to power outages following extreme weather events: Evidence from Texas power outage

Sherry Hu

Liberty High School in Frisco, Texas

sherryshu2005@gmail.com

Kose John

New York University

kjohn@nyu.stern.edu

Balbinder Singh Gill

Stevens Institute of Technology

bgill@stevens.edu

October 29, 2022

Stock price reaction to power outages following extreme weather events: Evidence from the Texas power outage

Abstract

In this study, we evaluate the effects of natural disasters on the stock (market) values of firms located in the affected counties. We are able to measure the change in stock prices of the firms affected by the 2021 Texas winter storm. To measure the abnormal return due to the storm, we use four different benchmark models: (1) the market-adjusted model, (2) the market model, (3) the Fama-French three-factor model, and (4) the Fama French plus momentum model. These statistical models in finance characterize the normal risk-return trade-off.

1. Introduction

Winter Storm Uri's damage caused the worst energy infrastructure failure in the history of Texas, leaving residents with severe water, food, and heat shortages. Altogether, over 4.5 million homes and businesses were left without power (Pollock, 2021), some for several days, and at least 246 people were killed directly or indirectly because of the crisis (TDSHS, 2021). As a result of the deadly storm, experts estimate around "\$130 billion in damages and economic losses in Texas" (Puleo, 2021) while "estimates of insured losses ... range from \$10 billion to \$20 billion" (Golding, et al., 2021).

2. Historical Overview of Texas Power Grid

The issue of Texas' deregulated power grid has been a hotly debated issue for years. Recently, due to extensive news coverage of the devastating Valentine's Day winter storms and the accompanying blackouts that swept across every Texas county, leaving millions of residents at its peak without power, a national spotlight has been shone on the topic once again, leaving many to scrutinize the actual effectiveness and reliability of a standalone power grid.

The isolation of the Texas grid from the rest of the United States can be traced back to the Federal Power Act passed by Congress in 1935 which essentially established/delegated the federal government as the sole jurisdiction over interstate electrical transmission through the Federal Power Commission (FPC), now the Federal Energy Regulatory Commission (FERC). However, the Texas Interconnected System, made up of connected city grids, wanted to avoid federal regulation. Through isolating their properties to within the state, "Texas utilities avoided being subjected to federal rules" (Gailbraith, 2011) and interstate electric commerce.

2.1. Formation of Electric Reliability Council of Texas (ERCOT)

In 1965, a significant blackout affecting 30 million in the Northeastern United States and surrounding areas led the electricity industry to form a "council of regional electricity coordination organizations" (Lin, 2021) called the National Electric Reliability Council in 1968, now known as the North American Electric Reliability Corporation (NERC) with a broader reach across North America.

In response to NERC, the Electric Reliability Council of Texas (ERCOT) was formed in 1970 to manage the Texas grid, regulated by the governor-appointed Public Utility Commission to oversee "the price of power" and balance "supply and demand in the grid" (Cameron, et al., 2021). Despite a few instances of sharing power with other regions, the Texas grid has stayed relatively independent since the establishment of ERCOT.

Fast-forward to present-day, with Texas maintaining a "consistent load growth in recent decades due to [its] strong economy and increasing population," ERCOT now manages an electric grid

including “567 electricity generators, 127 retail electric providers, and 85 transmission companies” (Cameron, et al., 2021) that serves approximately 26 million Texas residents, or around “90% of the electric load in Texas” (Lin, 2021). With so much of the state grid under its control, ERCOT has received considerable disapproval for its lack of reliability during the events of February 2021. Residents and onlookers alike criticized how ERCOT was irresponsible enough to overlook the possibility of an extreme weather event that carried critical consequences. Others blamed how the Texas government and energy companies had held off on winterizing the power plants, for example, by adding insulation to pipes and dismantling the stand-alone power grid to rely on power from other regions, the state would not have been as severely affected as it was.

2.2. Winter Storm Uri

On February 13th, 2021, an extreme cold weather event swept over Texas and its surrounding regions, leading ERCOT to issue an Emergency Notice for the weather. Texas, a state notorious for its hot weather and humid climate, was unequipped for such conditions, unlike colder Northern states. “The ability to restore more power [was] contingent on more generation coming back online” which was not possible due to “a range of factors including frozen wind turbines, low gas pressure and frozen instrumentation” (Booker and Romo).

While February 13th was the “first day that large generators began to unexpectedly go offline”, it was on February 14th when the electricity load was “approaching available generation” and ERCOT urged consumers to conserve energy usage and issued “multiple watches regarding power supply shortages” (Lin, 2021). Later, just minutes after midnight on Monday, February 15, ERCOT declared an Energy Emergency Alert Level 1.

By 9:00 a.m. on February 15th, the total complete and partial unavailability of the power supply increased to over 50,000 megawatts (approximately 40% of the total maximum output in ERCOT). Researchers at the University of Texas at Austin’s Energy Institute (2021, p. 29) would later note that “levels of outages and derates would change over the event, but would not return to pre-blackout levels until the afternoon of February 19”.

We discover that stock listed businesses in the counties affected by the power outage after the extreme event experienced a sizable decline in market value. This outcome suggests that shareholders of these companies are eager to cut their losses by selling their shares as soon as the power outage occurs. This is due to their expectation that this power outage will increase the level of uncertainty surrounding how their company will manage the negative effects of such a large-scale power outage. It demonstrates how unprepared these businesses were for power outages of this magnitude.

The remainder of this paper is organized as follows. Section 2 describes our sample and data composition. Section 3 discusses our empirical results. Section 4 concludes our paper.

3. Sample and data composition

We select companies in counties that were affected by the power outage on Feb 16, 2021, and Feb 17, 2021 respectively. We use power outage data from Miller (2021) to identify the counties that were affected by the power outage. These companies are publicly traded companies. Financial data of these companies are provided by the Compustat Database. Table 1 gives an overview of summary statistics (number of observations, mean, median, standard deviation, min, and max) of the most important characteristics of these firms such as the firm size, market value of the firm, and profitability of the firm.

Table 1 presents the overview of the firms hit by the power outage. Table 2 shows the descriptive statistics of the sample. The number of observations across the characteristics of the firms in the sample varies due to data availability. We observe that we have a mix of large firms in terms of size and market value, profitable firms, and firms with different financial structures.

Insert Tables 1 and 2

4. Empirical results

We use the U.S. Daily Event Study tool that is provided by Wharton Research Data Services¹. The length of the time in trading days used to estimate the expected return and residual return variance is 10. The minimum number of non-missing return observations within the estimation window required to produce estimates of expected return is 7. The number of gap days is 10. The event window starts two trading days before the event occurrence and ends two days after the event occurrence. We use four asset pricing models to calculate the expected returns. These four asset pricing models are the Market-Adjusted Model, Market Model, Fama-French Three Factor Model, and Fama-French Plus momentum Model. The U.S. Daily Event Study tool uses daily stock data from the Center for Research in Security Prices (CRSP). The U.S. Daily Event Study tool shows graphically the results of the event study.

Figure 1 shows the results of the event study of the effect of the power outage on the cumulative abnormal returns by estimated model of the expected return. The market model (base model)

¹ Event study is a standard empirical method used in finance to evaluate the abnormal changes in the stock market value of companies affected by an unexpected event. The idea is to estimate the abnormal changes in stock price during the event days. The normal return that corresponds to the systematic risk of the stock is called the normal return. We use four common models to estimate the normal bench-mark model.

shows that the power outage had on average a negative effect of the stock return of companies that were affected by this power outage. The mean CAR is statistically significantly declining following the power outage event. We observe a similar pattern for the remaining three types of market model. As a result, this result is robust for the type of asset pricing model used to calculate the expected returns.

Insert Figures 1, 2,3, and 4 here

5. Conclusion

This paper investigates the effect of a power outage caused by an extreme weather event on the market value of firms located in counties that were affected by this power outage. By using event study methodology, we find that the market value of power affected firms statistically significantly decreased. Investors expect that power outage affected firms will face uncertain future ex-ante the power outage.

Table 1: Sample overview of firms hit by the power outage

This Table provides an overview of firms affected by the power outage following the extreme weather events. These firms are all stock listed firms.

CUSIP	Company Name	Postal Code	Standard Industry Classification Code	State
02376R102	AMERICAN AIRLINES GROUP INC	76155	4512	TX
125141101	CECO ENVIRONMENTAL CORP	75254	3564	TX
006351308	ADAMS RESOURCES & ENERGY INC	77027	5172	TX
049904105	ATRION CORP	75002-4211	3841	TX
023771009	AMERICAN AIRLINES INC	76155	4512	TX
02772A109	AMERICAN NATIONAL GROUP INC	77550-7999	6311	TX
02772A109	AMERICAN NATIONAL GROUP INC	77550-7999	6311	TX
029174109	AMERICAN REALTY INVESTORS	75234	6512	TX
029174109	AMERICAN REALTY INVESTORS	75234	6512	TX
03743Q108	APA CORP	77056-4000	1311	TX
894648104	TRECORA RESOURCES	77478	2911	TX
002474104	AZZ INC	76107	3640	TX
08499Z004	BURLINGTON NORTHERN SANTA FE	76131-2830	4011	TX
05946K002	BBVA COMPASS BANCSHARES INC	77056	6020	TX
05946K002	BBVA COMPASS BANCSHARES INC	77056	6020	TX
109641100	BRINKER INTL INC	75019	5812	TX
45174J509	IHEARTMEDIA INC	78258	4832	TX
200340107	COMERICA INC	75201	6020	TX
200340107	COMERICA INC	75201	6020	TX
201723103	COMMERCIAL METALS	75039	3312	TX
754198109	RAVE RESTAURANT GROUP INC	75056	6794	TX
893617209	TRANSCONTINENTAL RLTY INVS	75234	6512	TX
893617209	TRANSCONTINENTAL RLTY INVS	75234	6512	TX

08986R309	BIGLARI HOLDINGS INC	78257	5812	TX
229899109	CULLEN/FROST BANKERS INC	78205	6020	TX
229899109	CULLEN/FROST BANKERS INC	78205	6020	TX
239360100	DAWSON GEOPHYSICAL CO	79701	1382	TX
254543101	DIODES INC	75024	3674	TX
25820R105	DORCHESTER MINERALS -LP	75219-4541	6792	TX
34354P105	FLOWSERVE CORP	75039	3561	TX
G48833118	WEATHERFORD INTL PLC	77056	1381	TX
049560105	ATMOS ENERGY CORP	75240	4924	TX
293389102	ENNIS INC	76065	2761	TX
30231G102	EXXON MOBIL CORP	75039-2298	2911	TX
307675108	FARMER BROTHERS CO	76262	2090	TX
343412102	FLUOR CORP	75039	1600	TX
358435105	FRIEDMAN INDUSTRIES INC	75601	3310	TX
60935Y208	MONEYGRAM INTERNATIONAL INC	75201	6099	TX
60935Y208	MONEYGRAM INTERNATIONAL INC	75201	6099	TX
406216101	HALLIBURTON CO	77032	1389	TX
859241101	STERLING INFRASTRUCTURE INC	77380	1600	TX
G4388N106	HELEN OF TROY LTD	79912	3634	TX
15189T107	CENTERPOINT ENERGY INC	77002	4931	TX
49456B101	KINDER MORGAN INC	77002	4923	TX
74158E104	PRIMEENERGY RESOURCES CORP	77024	1311	TX
494368103	KIMBERLY-CLARK CORP	75261-9100	2621	TX
497266106	KIRBY CORP	77007	4400	TX
75281A109	RANGE RESOURCES CORP	76102	1311	TX
565849106	MARATHON OIL CORP	77024-2217	1311	TX
568423107	MARINE PETROLEUM TRUST	75219	6792	GA
58155Q103	MCKESSON CORP	75039	5122	TX
590660106	MESA ROYALTY TRUST	77002	6792	TX
592770101	MEXCO ENERGY CORP	79701	1311	TX

59408Q106	MICHAELS COS INC	75063	5945	TX
595135104	MICROPAC INDUSTRIES INC	75040	3674	TX
626717102	MURPHY OIL CORP	77024	1311	TX
629156407	NL INDUSTRIES	75240-2620	3562	TX
88033G407	TENET HEALTHCARE CORP	75254	8062	TX
651718504	NEWPARK RESOURCES	77381	5160	TX
674599105	OCCIDENTAL PETROLEUM CORP	77046-0521	1311	TX
675232102	OCEANEERING INTERNATIONAL	77041	1389	TX
11040G103	BRISTOW GROUP INC	77042	4522	TX
79471V105	SALIENT MIDSTREAM & MLP FUND	77027	6726	TX
698465002	PANHANDLE EASTERN PIPE LINE	75225	4922	TX
382410843	GOODRICH PETROLEUM CORP	77002	1311	TX
70788V102	RANGER OIL CORPORATION	77084	1311	TX
714236106	PERMIAN BASIN ROYALTY TRUST	75219	6792	TX
20825C104	CONOCOPHILLIPS	77079-2703	1311	TX
911922102	U S LIME & MINERALS	75240	1400	TX
785688102	SABINE ROYALTY TRUST	75219	6792	TX
798241105	SAN JUAN BASIN ROYALTY TR	77056	6792	TX
806857108	SCHLUMBERGER LTD	77056	1389	TX
25400W102	DIGITAL TURBINE INC	78701	7372	TX
817565104	SERVICE CORP INTERNATIONAL	77019	7200	TX
844741108	SOUTHWEST AIRLINES	75235-1611	4512	TX
00206R102	AT&T INC	75202	4812	TX
845467109	SOUTHWESTERN ENERGY CO	77389	4923	TX
845743004	SOUTHWESTERN PUBLIC SVC CO	79101	4911	TX
860372101	STEWART INFORMATION SERVICES	77056	6361	TX
860372101	STEWART INFORMATION SERVICES	77056	6361	TX
82836G102	SILVERBOW RESOURCES INC	77024	1311	TX
871829107	SYSCO CORP	77077-2099	5140	TX
878155100	TEAM INC	77478	8734	TX

882508104	TEXAS INSTRUMENTS INC	75243	3674	TX
882587009	TEXAS NEW MEXICO POWER CO	75067	4911	TX
88262P102	TEXAS PACIFIC LAND CORP	75201	6792	TX
88642R109	TIDEWATER INC	77024	4400	TX
83001A102	SIX FLAGS ENTERTAINMENT CORP	76011	7996	TX
37959E102	GLOBE LIFE INC	75070	6311	TX
37959E102	GLOBE LIFE INC	75070	6311	TX
893570002	TRANSCONTINENTAL GAS PIPE LN	77056	4922	TX
896522109	TRINITY INDUSTRIES INC	75254-2957	3743	TX
928661107	VOLITIONRX LTD	78738	2835	TX
902252105	TYLER TECHNOLOGIES INC	75024	7373	TX
905581005	UNION CARBIDE CORP	77983	2860	TX
911805307	US ENERGY CORP	77057	1311	TX
911805307	US ENERGY CORP	77057	1311	TX
948741103	WEINGARTEN REALTY INVST	77008	6798	TX
948741103	WEINGARTEN REALTY INVST	77008	6798	TX
643611106	NEW CONCEPT ENERGY INC	75234	6512	TX
89904V101	TUESDAY MORNING CORP	75240-6321	5331	TX
29402E102	ENVELA CORP	75038-5202	5990	TX
68389X105	ORACLE CORP	78741	7370	TX
121899009	BNSF RAILWAY CO	76131-2830	4011	TX
416196202	HARTE HANKS INC	01824	7331	MA
918905209	VALHI INC	75240-2620	2810	TX
86765K109	SUNOCO LP	75225	5172	TX
452926108	INCOME OPPORTUNITY RLTY INVS	75234	6162	TX
14067E506	CAPSTEAD MORTGAGE CORP	75225-4404	6798	TX
14067E506	CAPSTEAD MORTGAGE CORP	75225-4404	6798	TX
08579X101	BERRY CORP	75248	1311	TX
70532Y303	PEDEVCO CORP	77079	1311	TX
866142409	SUMMIT MIDSTREAM PARTNERS LP	77002	1311	TX

62482R107	MR COOPER GROUP INC	75019	6162	TX
62482R107	MR COOPER GROUP INC	75019	6162	TX
808513105	SCHWAB (CHARLES) CORP	76262	6282	TX
808513105	SCHWAB (CHARLES) CORP	76262	6282	TX
G9325C105	VANTAGE DRILLING INTL	77056	1381	TX
723787107	PIONEER NATURAL RESOURCES CO	75039	1311	TX
94106L109	WASTE MANAGEMENT INC	77002	4953	TX
24703L202	DELL TECHNOLOGIES INC	78682	3571	TX
231647207	CUSHING NEXTGEN INFRSTR INC	75201	6726	TX
13123X508	CALLON PETROLEUM CO/DE	77042	1311	TX
892332008	TOYOTA MOTOR CREDIT CORP	75024	6141	TX
91913Y100	VALERO ENERGY CORP	78249	2911	TX
055630107	BP PRUDHOE BAY ROYALTY TRUST	77002	6792	TX
05565A202	BNP PARIBAS	75009	6020	
05565A202	BNP PARIBAS	75009	6020	
83364L109	SOCIETE GENERALE GROUP	75009	6020	
83364L109	SOCIETE GENERALE GROUP	75009	6020	
74836W203	QUEST RESOURCE HOLDING CORP	75056	4950	TX
23283R100	CYRUSONE INC	75201	6798	TX
858568108	STELLUS CAPITAL INVESTMENT	77027	6797	TX
958669103	WESTERN MIDSTRM PRTNRS LP	77380	4922	TX
172755100	CIRRUS LOGIC INC	78701	3674	TX
41043F208	HANGER INC	78758-7807	8093	TX
26875P101	EOG RESOURCES INC	77002	1311	TX
98974P100	ZIX CORP	75204-2960	7370	TX
174740100	CITIZENS INC	78758	6311	TX
174740100	CITIZENS INC	78758	6311	TX
28413L105	ELAH HOLDINGS INC	75205	9995	TX
28413L105	ELAH HOLDINGS INC	75205	9995	TX
638517102	NATIONAL WESTERN LIFE GROUP	78759-5415	6311	TX

638517102	NATIONAL WESTERN LIFE GROUP	78759-5415	6311	TX
37045V001	GENERAL MOTORS FINL CO INC	76102	6141	TX
37045V001	GENERAL MOTORS FINL CO INC	76102	6141	TX
87484T108	TALOS ENERGY INC	77002	1311	TX
45384B106	INDEPENDENT BK GRP INC	75070-1711	6020	TX
45384B106	INDEPENDENT BK GRP INC	75070-1711	6020	TX
23636T100	DANONE SA	75009	2000	
718549207	PHILLIPS 66 PARTNERS LP	77042	4610	TX
80283M101	SANTANDER CONSUMER USA HLDGS	75201	6141	TX
72651A207	PLAINS GP HOLDINGS LP	77002	5171	TX
451622203	IDEAL POWER INC	78735	3613	TX
03823U102	APPLIED OPTOELECTRONICS INC	77478	3674	TX
50187T106	LGI HOMES INC	77380	1531	TX
226718104	CRITEO SA	75009	7311	
210751103	CONTAINER STORE GROUP	75019-3863	5700	TX
10482B101	BRAEMAR HOTELS & RESORTS INC	75254	6798	TX
78573M104	SABRE CORP	76092	7370	TX
76118L102	RESONANT INC	78759	3674	TX
21872L104	COREPOINT LODGING INC	75062	6798	TX
03890D108	ARAVIVE INC	77098	2836	TX
178587101	CITY OFFICE REIT INC	75201	6798	TX
74736L109	Q2 HOLDINGS INC	78729	7370	TX
29336T100	ENLINK MIDSTREAM LLC	75201	4922	TX
125525584	CREATIVE MEDIA & COM TR CORP	75252	6798	TX
125525584	CREATIVE MEDIA & COM TR CORP	75252	6798	TX
17878Y207	CIVEO CORP	77002	7011	TX
140501107	CAPITAL SOUTHWEST CORP	75225	6797	TX
140501107	CAPITAL SOUTHWEST CORP	75225	6797	TX
05601C105	BGSF INC	75024	7363	TX
05601C105	BGSF INC	75024	7363	TX

67011P100	NOW INC	77041	5084	TX
960417103	WESTLAKE CHEMICAL PRTRNS LP	77056	2860	TX
92763M105	VIPER ENERGY PARTNERS LP	79701	6792	TX
127097103	COTERRA ENERGY INC	77024	1311	TX
24790A101	DENBURY INC	75024	1311	TX
32026V104	FIRST FOUNDATION INC	75201	6020	TX
32026V104	FIRST FOUNDATION INC	75201	6020	TX
92556D106	VIA RENEWABLES INC	77079	4931	TX
822634101	SHELL MIDSTREAM PARTNERS LP	77079	4610	TX
781386305	RUMBLEON INC	75038	5961	TX
453415606	INDEPENDENCE CONTRACT DRLLNG	77070	1381	TX
G7041T139	PETRO-VICTORY ENERGY CORP	76106	1311	TX
88162F105	TETRA TECHNOLOGIES INC/DE	77380	1389	TX
903318103	USD PARTNERS LP	77002	4610	TX
923451108	VERITEX HOLDINGS INC	75225	6020	TX
923451108	VERITEX HOLDINGS INC	75225	6020	TX
92645B103	VICTORY CPTL HLDGS INC	78256	6282	TX
89679E300	TRIUMPH BANCORP INC	75251	6036	TX
89679E300	TRIUMPH BANCORP INC	75251	6036	TX
428103105	HESS MIDSTREAM LP	77010	1311	TX
24372A305	KOIL ENERGY SOLUTIONS INC	77049	1382	TX
91544A109	UPLAND SOFTWARE INC	78701-3788	7370	TX
392709101	GREEN BRICK PARTNERS INC	75093	1531	TX
21075N204	CONTANGO OIL & GAS CO	76102	1311	TX
459044103	INTL BANCSHARES CORP	78042-1359	6020	TX
459044103	INTL BANCSHARES CORP	78042-1359	6020	TX
044104107	ASHFORD INC	75254	6282	TX
044104107	ASHFORD INC	75254	6282	TX
079481404	BELLICUM PHARMACEUTICALS INC	77098	2836	TX
83191H107	SMART SAND INC	77380	1400	TX

92735P103	VINE ENERGY INC	75024-6642	1311	TX
123159105	BURZYNSKI RESEARCH INSTITUTE	77055	2836	TX
69888T207	PAR PACIFIC HOLDINGS INC	77024	2911	TX
27032D304	EARTHSTONE ENERGY INC	77380	1311	TX
63902N106	NATURALSHRIMP INC	75240	0200	TX
65341D102	NEXPOINT RESIDENTIAL TR INC	75201	6798	TX
65341D102	NEXPOINT RESIDENTIAL TR INC	75201	6798	TX
34960W106	FORTERRA INC	75062	3272	TX
98400H102	XBIOTECH INC	78744	2836	TX
09225M101	BLACK STONE MINERALS LP	77002	1311	TX
79957L100	SANARA MEDTECH INC	76102	3842	TX
26922A842	U S GLOBAL JETS ETF	78229	6722	TX
462044207	ION GEOPHYSICAL CORP	77042-2855	1382	TX
974155103	WINGSTOP INC	75001	5812	TX
30227H106	EXTERRAN CORP	77041	1389	TX
003830304	ABRAXAS PETROLEUM CORP/NV	78258	1311	TX
848550208	SPINDLETOP OIL & GAS CO	75230-1279	1311	TX
221006109	CORVEL CORP	76109	6411	TX
23753F107	DASEKE INC	75001	4213	TX
00773J103	AEGLEA BIOTHERAPEUTICS INC	78746	2836	TX
126402106	CSW INDUSTRIALS INC	75240	2800	TX
22757R109	CROSS TIMBERS ROYALTY TRUST	75219	6792	TX
04649U102	ASURE SOFTWARE INC	78746	7370	TX
46121E205	INTRUSION INC	75081	7372	TX
90337L108	U S PHYSICAL THERAPY INC	77042	8000	TX
23331A109	D R HORTON INC	76011	1531	TX
863167201	STRATUS PROPERTIES INC	78701	6552	TX
863167201	STRATUS PROPERTIES INC	78701	6552	TX
292562105	ENCORE WIRE CORP	75069	3357	TX
294766100	EQUUS TOTAL RETURN INC	77002	6797	TX

40425J101	HMS HOLDINGS CORP	75038	6411	TX
57667L107	MATCH GROUP INC	75231	7370	TX
04650Y100	AT HOME GROUP INC	75074	5700	TX
65506L105	NOBLE MIDSTREAM PARTNERS LP	77070	4610	TX
922060108	VANJIA CORP	77077	1531	TX
28621V101	ELEVATE CREDIT INC	76109	6141	TX
09229E204	BLACKBOXSTOCKS INC	75240	7370	TX
60855D200	MOLECULIN BIOTECH INC	77007	2836	TX
75615P103	REATA PHARMACEUTICALS INC	75024	2836	TX
656357100	NORRIS INDUSTRIES INC	76086	1311	TX
27888N307	ECOARK HOLDINGS INC	78215	1311	TX
91851C201	VAALCO ENERGY INC	77042	1311	TX
02073X105	ALPHA ENERGY INC	80401	1311	CO
98585X104	YETI HOLDINGS INC	78735	3949	TX
867931701	SUPERCONDUCTOR TECHNOLOGIES	78738	3670	TX
40624Q203	HALLMARK FINANCIAL SERVICES	75240-2345	6331	TX
40624Q203	HALLMARK FINANCIAL SERVICES	75240-2345	6331	TX
011311107	ALAMO GROUP INC	78155	3523	TX
268211109	DASAN ZHONG SOLUTIONS INC	75024	3661	TX
34988V106	FOSSIL GROUP INC	75080	3873	TX
343389102	FLOTEK INDUSTRIES INC	77064	2891	TX
68752M108	ORTHOFIX MEDICAL INC	75056	3841	TX
133131102	CAMDEN PROPERTY TRUST	77046	6798	TX
133131102	CAMDEN PROPERTY TRUST	77046	6798	TX
87538X105	TANDY LEATHER FACTORY INC	76140-1003	5990	TX
32020R109	FIRST FINL BANKSHARES INC	79601	6020	TX
32020R109	FIRST FINL BANKSHARES INC	79601	6020	TX
703481101	PATTERSON-UTI ENERGY INC	77064	1381	TX
16411R208	CHENIERE ENERGY INC	77002	1311	TX
65290C105	NEXTIER OILFIELD SOLUTNS INC	77042	1389	TX

81617J301	SELECT ENERGY SERVICES INC	77027	1389	TX
03767D108	APOLLO ENDOSURGERY INC	78746	3841	TX
49435R102	KIMBELL ROYALTY PARTNERS LP	76102	1311	TX
217204106	COPART INC	75254	5010	TX
46187W107	INVITATION HOMES INC	75201	6798	TX
26969P108	EAGLE MATERIALS INC	75225	3270	TX
74347M108	PROPETRO HOLDING CORP	79701	1389	TX
87968A104	TELLURIAN INC	77002	1311	TX
306137209	FALCONSTOR SOFTWARE INC	78701	7373	TX
83418M103	SOLARIS OILFIELD IF INC	77024	7359	TX
237266101	DARLING INGREDIENTS INC	75038	2070	TX
12739A100	CADENCE BANCORPORATION	77056	6020	TX
12739A100	CADENCE BANCORPORATION	77056	6020	TX
628877201	NCS MULTISTAGE HLDG INC	77070	3533	TX
805111101	SAVARA INC	78746	2834	TX
602566101	MIND TECHNOLOGY INC	77380	3829	TX
559663109	MAGNOLIA OIL & GAS CORP	77046	1311	TX
559663109	MAGNOLIA OIL & GAS CORP	77046	1311	TX
400764106	GUARANTY BANCSHARES INC	75001	6020	TX
400764106	GUARANTY BANCSHARES INC	75001	6020	TX
G6375R107	NATIONAL ENERGY SERVICES REU	77056	1389	TX
78413P101	SEACOR MARINE HLDGS INC	77079	4412	TX
78413P101	SEACOR MARINE HLDGS INC	77079	4412	TX
67420T206	OASIS MIDSTREAM PARTNR	77002	4610	TX
76009N100	RENT-A-CENTER INC	75024	7350	TX
65441V101	NINE ENERGY SERVICE INC	77019	1389	TX
636518102	NATIONAL INSTRUMENTS CORP	78759-3504	7372	TX
75282U104	RANGER ENERGY SERVICES	77042	1389	TX
26922A719	US GLOBAL GD & PRC MT MI ETF	78229	6722	TX
05722G100	BAKER HUGHES CO	77073-5101	1389	TX

65342K105	NEXTDECADE CORP	77002	4923	TX
372446104	GENPREX INC	78746	2836	TX
608550109	MOLECULAR TEMPLATES	78729	2836	TX
0556EL109	BP MIDSTREAM PARTNERS	77079	4610	TX
12481V104	CBTX INC	77706	6020	TX
12481V104	CBTX INC	77706	6020	TX
78781P105	SAILPOINT TECHNO HLDG	78726	7370	TX
43010E404	HIGHLAND INCOME FUND	75201	6722	TX
127203107	CACTUS INC	77024	3533	TX
30283W302	FTS INTERNATIONAL INC	76102	1389	TX
36113U101	FUSE MEDICAL INC	75080	5047	TX
84861D103	SPRT OF TXS BNCSR INC	77301	6020	TX
84861D103	SPRT OF TXS BNCSR INC	77301	6020	TX
15872M104	CHAMPIONX CORP	77381	3533	TX
38267D109	GOOSEHEAD INSURANCE	76262	6411	TX
90290N109	USA COMPRESSION PRTRNRS LP	78701	1389	TX
52472M101	LEGACY HOUSING CORP	76022	2451	TX
45259A209	IMPACT SHARE NCP MTY EMP ETF	75034	6722	TX
75419T103	RATTLER MDSTRM PRTRNRS LP	79701	4922	TX
205768302	COMSTOCK RESOURCES INC	75034	1311	TX
45259A100	YWCA WOMENS EMPOWERMENT ETF	75034	6722	TX
76118Y104	RESIDEO TECHNOLOGIES	85254	5065	TX
48253L205	KLX ENERGY SERVS HLDNG	77056	1389	TX
45259A308	IMPACT SHRS SUTBL DV GAL ETF	75034	6722	TX
02215L209	KINETIK HOLDINGS INC	79701	4922	TX
71948P100	PHUNWARE INC	78757	7370	TX
834251100	SOLITON INC	77081	3845	TX
87615L107	TARGET HOSPITALITY CORP	77381	6510	TX
10918L103	BRIGHAM MINERALS INC	78730	1311	TX
83946P107	SOUTH PLAINS FINANCIAL INC	79407	6020	TX

83946P107	SOUTH PLAINS FINANCIAL INC	79407	6020	TX
83548F200	SONIM TECHNOLOGIES INC	78730	3663	TX
86745K104	SUNNOVA ENRGY INTL INC	77046	4991	TX
14843C105	CASTLE BIOSCIENCES INC	77546	8071	TX
18978H102	CNS PHARMACEUTICALS INC	77027	2834	TX
87105M102	SWITCHBACK ENERGY ACQ CORP	75225	9995	TX
79400X107	SALARIUS PHARMACEUTICALS INC	77021	2836	TX
85236P101	STABILIS SOLUTIONS INC	77079	1311	TX
87241J104	TFF PHARMACEUTICALS INC	76107	2834	TX
64822P106	NEW PROVIDENCE ACQ CORP	78759	9995	TX
627333107	MUSCLE MAKER INC	77573	5812	TX
65342V101	NEXPOINT REAL EST FIN	75201	6798	TX
19424L101	COLLECTIVE GROWTH CORP	78701	9995	TX
29788T103	E2OPEN PARENT HOLDINGS INC	78759	7370	TX
G8598Y109	SUSTAINABLE OPP ACQ	75201	9995	TX
51654W101	LANTERN PHARMA INC	75201	2836	TX
497634105	KIROMIC BIOPHARMA INC	77054	2836	TX
049430101	ATLAS TECHNICAL CONSULTANTS	78738	8700	TX
054748108	AYRO INC	78664	3711	TX
396879108	GREENWICH LIFESCIE INC	77477	2836	TX
68373J104	OPEN LENDING CORP	78746	7372	TX
750102105	RACKSPACE TECHNOLO INC	78218	7370	TX
92847W103	VITAL FARMS INC	78704	2015	TX
651448102	NEWHOLD INVESTMENT COR	77079	9995	TX
08975P108	BIGCOMMERCE HOLDIN INC	78726	7370	TX
64119V303	NETSTREIT CORP	75206	6798	TX
43114Q105	HIGHPEAK ENERGY INC	76102	1311	TX
877619106	TAYSHA GENE THERPS INC	75247	2836	TX
G8990D125	TPG PACE BENE FIN CORP	76102	9995	TX
G8990Y103	TPG PACE TECH OPP CORP	76102	9995	TX

51476H100	LANDCADIA HOLD III INC	77027	9995	TX
00402L107	ACADEMY SPO AND OU INC	77449	5940	TX
82024L103	SHATTUCK LABS INC	78703	2836	TX
886029206	THRYV HOLDINGS INC	75261	2741	TX
449109107	HYLIION HOLDINGS CORP	78613	3711	TX
G1195N105	BLUESCAPE OPP ACQ CORP	75201	9995	TX
25434V104	DIMENSIO US CORE EQ MARK ETF	78746	6722	TX
25434V203	DIMENSIO INTER CORE EQUI ETF	78746	6722	TX
90470L550	BALLAST SMALL/MID CAP ETF	75219	6722	TX
25434V302	DIMENSIONAL EM CR EQ MKT ETF	78746	6722	TX
38113L107	GOLDEN NUGGET ONLINE GAMING	77027	7990	TX
12047B105	BUMBLE INC	78756	7370	TX
82671G100	SIGNIFY HEALTH INC	75244	8082	TX
01644J108	ALKAMI TECHNOLOGY INC	75024	7370	TX
45783C101	INSTIL BIO INC	75219	2836	TX
87652V109	TASKUS INC	78132	7374	TX
30320C103	FTC SOLAR INC	78759	3600	TX
034569103	ANEBULO PHARMA INC	78734	2834	TX
30322L101	F45 TRAINING HLDNGS INC	78704	7990	TX
126327105	CS DISCO INC	78746	7370	TX
29882P106	EUROPEAN WAX CENTER INC	75024	7200	TX
54911Q107	LOYALTY VENTURES INC	75024	7389	TX
238337109	DAVE & BUSTER'S ENTMT INC	75019	5810	TX
17299Z007	CINEMARK USA INC	75093	7830	TX
046484200	ASTROTECH CORP	78758	3829	TX
293306106	ENGLOBAL CORP	77079	8711	TX
30049A107	EVOLUTION PETROLEUM CORP	77079	1311	TX
721491108	PILLARSTONE CAPITAL REIT	77063	6512	TX
84470P109	SOUTHSIDE BANCSHARES INC	75701	6020	TX
84470P109	SOUTHSIDE BANCSHARES INC	75701	6020	TX

781846209	RUSH ENTERPRISES INC	78130	5500	TX
237545108	DASSAULT SYSTEMS SA	78140	7372	
268073103	DYNARESOURCE INC	75039	1040	TX
968235200	WILHELMINA INTERNATIONAL INC	75240	7900	TX
143905107	CARRIAGE SERVICES INC	77056	7200	TX
62955J103	NOV INC	77036-6565	3533	TX
371927104	GENESIS ENERGY -LP	77002	5172	TX
233377407	DXP ENTERPRISES INC	77040	5080	TX
45778Q107	INSPERITY INC	77339	7363	TX
402307102	GULF ISLAND FABRICATION INC	77084	3730	TX
199908104	COMFORT SYSTEMS USA INC	77057	1700	TX
42330P107	HELIX ENERGY SOLUTIONS GROUP	77043	1389	TX
03957W106	ARCHROCK INC	77024	3533	TX
023477300	AMEN PROPERTIES INC	75080	1311	TX
262037104	DRIL-QUIP INC	77041	3533	TX
68559A109	ORBITAL INFRAS GROUP INC	77038	1623	TX
398905109	GROUP 1 AUTOMOTIVE INC	77024	5500	TX
140475203	SONIDA SENIOR LIVING INC	75001	8300	TX
74762E102	QUANTA SERVICES INC	77056	1731	TX
20563P101	COMPX INTERNATIONAL INC	75240-2620	3420	TX
009119108	AIR FRANCE - KLM	75007	4512	
919134304	VALEO SE	75017	3714	
25375L206	DIGERATI TECHNOLOGIES INC	78216	4899	TX
659012108	NORTH DALLAS BANK & TRUST CO	75380-1826	6020	TX
659012108	NORTH DALLAS BANK & TRUST CO	75380-1826	6020	TX
57055L107	MARKER THERAPEUTICS INC	77027	2836	TX
926795204	VIKING ENERGY GROUP	77094	1311	TX
820017101	SHARPS COMPLIANCE CORP	77054	4955	TX
293792107	ENTERPRISE PRODCT PARTNRS LP	77002-5227	1311	TX
563771203	MANNATECH INC	75028	2834	TX

22822V101	CROWN CASTLE INC	77057-2261	6798	TX
88335R101	THEGLOBE.COM INC	75254	9995	TX
743606105	PROSPERITY BANCSHARES INC	77027	6020	TX
743606105	PROSPERITY BANCSHARES INC	77027	6020	TX
84856X106	BITECH TECHNOLOGIES CORP	92626	8090	CA
726503105	PLAINS ALL AMER PIPELNE -LP	77002	4610	TX
917313108	USIO INC	78231	6099	TX
095229100	BLUCORA INC	75019	6211	TX
23258P105	CYNERGISTEK INC	78759	7374	TX
23258P105	CYNERGISTEK INC	78759	7374	TX
444717102	HUGOTON ROYALTY TRUST	75219	6792	TX
87233Q108	TC PIPELINES LP	77002-2761	6799	TX
90333L201	U S CONCRETE INC	76039	3270	TX
794093104	SALEM MEDIA GROUP INC	75063	4832	TX
526107107	LENNOX INTERNATIONAL INC	75080	3585	TX
78501P203	SWK HOLDINGS CORP	75254	6159	TX
717098206	PFSWEB INC	75013	7374	TX
22161J206	COSTAR TECHNOLOGIES INC	75019	3651	TX
826919102	SILICON LABORATORIES INC	78701	3674	TX
55027E102	LUMINEX CORP	78727	2835	TX
528872302	LEXICON PHARMACEUTICALS INC	77381	2835	TX
762544104	RIBBON COMMUNICATIONS INC	75023	7373	TX
629377508	NRG ENERGY INC	77002	4911	TX
06985P209	BASIC ENERGY SERVICES INC	76102	1389	TX
14817C107	CASSAVA SCIENCES INC	78731	2834	TX
69372U207	P10 HOLDINGS INC	75205	6726	TX
04537Y109	ASPIRA WOMENS HEALTH INC	78738	2835	TX
45826H109	INTEGER HOLDINGS CORP	75024	3845	TX
67058H102	NUSTAR ENERGY LP	78257	4610	TX
678026105	OIL STATES INTL INC	77002	3533	TX

76129W105	RETRACTABLE TECHNOLOGIES INC	75068-5295	3841	TX
001744101	AMN HEALTHCARE SERVICES INC	75019	7361	TX
36467W109	GAMESTOP CORP	76051	5734	TX
15189W001	CENTERPOINT ENERGY RES CORP	77002	4923	TX
44183U209	HOUSTON AMERN ENERGY CORP	77002	1311	TX
262077100	DRIVE SHACK INC	75231	7990	TX
262077100	DRIVE SHACK INC	75231	7990	TX
390607109	GREAT LAKES DREDGE & DOCK CP	77024	1600	TX
44799X001	HUNTSMAN INTERNATIONAL LLC	77380	2800	TX
961765104	WESTWOOD HOLDINGS GROUP INC	75201	6282	TX
961765104	WESTWOOD HOLDINGS GROUP INC	75201	6282	TX
65336K103	NEXSTAR MEDIA GROUP	75062	4833	TX
573331105	MARTIN MIDSTREAM PARTNERS LP	75662	5172	TX
88224Q107	TEXAS CAPITAL BANCSHARES INC	75201	6020	TX
88224Q107	TEXAS CAPITAL BANCSHARES INC	75201	6020	TX
63886Q109	NATURAL GAS SERVICES GROUP	79705	7359	TX
63900P608	NATURAL RESOURCE PARTNERS LP	77002	6795	TX
044103869	ASHFORD HOSPITALITY TRUST	75254	6798	TX
044103869	ASHFORD HOSPITALITY TRUST	75254	6798	TX
15189X009	CENTERPOINT ENRG HOUSTON ELE	77002	4911	TX
68233D008	ONCOR ELECTRIC DELIVERY CO	75202	4911	TX
208242107	CONN'S INC	77381	5731	TX
432748101	HILLTOP HOLDINGS INC	75205	6199	TX
432748101	HILLTOP HOLDINGS INC	75205	6199	TX
50105F105	KRONOS WORLDWIDE INC	75240-2620	2810	TX
92840M102	VISTRA CORP	75039	4911	TX
84860W300	SPIRIT REALTY CAPITAL INC	75201	6798	TX
84860W300	SPIRIT REALTY CAPITAL INC	75201	6798	TX
84860W300	SPIRIT REALTY CAPITAL INC	75201	6798	TX
92922P106	W&T OFFSHORE INC	77057-5745	1311	TX

141743104	CAREVIEW COMMUNICATIONS INC	75067	7372	TX
960413102	WESTLAKE CORP	77056	2821	TX
253868103	DIGITAL REALTY TRUST INC	78735	6798	TX
253868103	DIGITAL REALTY TRUST INC	78735	6798	TX
024835100	AMERICAN CAMPUS COMMUNITIES	78738	6798	TX
024835100	AMERICAN CAMPUS COMMUNITIES	78738	6798	TX
486606106	KAYNE ANDERSON MLP/MD INV CO	77002	6726	TX
150870103	CELANESE CORP	75039-5421	2860	TX
98379L100	XPEL INC	78216	3714	TX
447011107	HUNTSMAN CORP	77380	2860	TX
87217L208	TECTONIC FINANCIAL INC	75248	6020	TX
87217L208	TECTONIC FINANCIAL INC	75248	6020	TX
218681104	CORE MARK HOLDING CO INC	76262	5190	TX
226344208	CRESTWOOD EQUITY PARTNERS LP	77002	5172	TX
12008R107	BUILDERS FIRSTSOURCE	75201	2452	TX
989696109	ZION OIL & GAS INC	75243	1311	TX
18453H106	CLEAR CHANNEL OUTDOOR HLDGS	78249	7310	TX
09057N300	BIO-PATH HOLDINGS INC	77401	2836	TX
29273V100	ENERGY TRANSFER LP	75225	4922	TX
916896103	URANIUM ENERGY CORP	78401	1090	TX
50077C106	KRATON CORP	77032-2348	2821	TX
25278X109	DIAMONDBACK ENERGY INC	79701	1311	TX
095395307	BLUE DOLPHIN ENERGY CO	77002	4922	TX
718546104	PHILLIPS 66	77042	2911	TX
22944T109	CUB ENERGY INC	T2P 2V7	5172	AB
34984V209	FORUM ENERGY TECH INC	77064	3533	TX
44244K109	HOUSTON WIRE & CABLE CO	77029	5063	TX
07134L107	BATTALION OIL CORP	77043	1311	TX
48242W106	KBR INC	77002	7370	TX
65340G205	NEXPOINT DIVERSIFIED RE TS	75201	6726	TX

30053M104	EVOLVE TRANSITION INFRAST LP	77056	4610	TX
74164F103	PRIMORIS SERVICES CORP	75201	1623	TX
79546E104	SALLY BEAUTY HOLDINGS INC	76210	5990	TX
05366Y201	AVIAT NETWORKS INC	78728	3663	TX
76680V108	RING ENERGY INC	77380	1311	TX
16411Q101	CHENIERE ENERGY PARTNERS LP	77002	5171	TX
17243V102	CINEMARK HOLDINGS INC	75093	7830	TX
87288V101	TSS INC	78664	8741	TX
74346Y103	PROS HOLDINGS INC	77098	7370	TX
231631300	CUSHING MLP & INFACR TR FD	75201	6726	TX
56035L104	MAIN STREET CAPITAL CORP	77056	6797	TX
56035L104	MAIN STREET CAPITAL CORP	77056	6797	TX
12662P108	CVR ENERGY INC	77479	2911	TX
294375209	EPSILON ENERGY LTD	77060	1311	TX
294375209	EPSILON ENERGY LTD	77060	1311	TX
67091K302	NUVERRA ENVIRONMENTAL SOLUTN	77079	1389	TX
68628V308	ORION GROUP HOLDINGS INC	77034	1600	TX
29399W008	ENTERGY TEXAS INC	77380	4911	TX
235050101	DALLASNEWS CORP	75201-4866	2711	TX
83417Q204	SOLARWINDS CORP	78735	7370	TX
55345K103	MRC GLOBAL INC	77010	5051	TX
39679T104	GREENWAY TECHNOLOGIES INC	76011	3533	TX
12637A103	CSI COMPRESSCO LP	77380	1382	TX
55314K506	MMEX RESOURCES CORP	78735	2911	TX
90346E103	U S SILICA HOLDINGS INC	77494	1400	TX
25470P102	DISCOVERY ENERGY CORP	77056	1311	TX
006739106	ADDUS HOMECARE CORP	75034	8082	TX
516808102	LAREDO OIL INC	78705	1382	TX
92534K107	VERTEX ENERGY INC	77058	5172	TX
674215207	CHORD ENERGY CORP	77002	1311	TX

75606N109	REALPAGE INC	75082-4305	7370	TX
84612H106	SOW GOOD INC	75061	2030	TX
866082100	SUMMIT HOTEL PROPERTIES INC	78738	6798	TX
866082100	SUMMIT HOTEL PROPERTIES INC	78738	6798	TX
966084204	WHITESTONE REIT	77063	6798	TX
966084204	WHITESTONE REIT	77063	6798	TX
87612G101	TARGA RESOURCES CORP	77002	4923	TX
44267D107	HOWARD HUGHES CORP	77380	6552	TX
766582100	RIGNET INC	77084-4947	4899	TX
48661E108	KAYNE ANDERSON MDSTRM/ENG FD	77002	6726	TX
89102U103	TORCHLIGHT ENERGY RESOURCES	75093	1311	TX
21077F100	CONTANGO ORE INC	77098	1040	TX
126633205	CVR PARTNERS LP	77479	2870	TX
91829B103	VOC ENERGY TRUST	77002	1311	TX
500688106	KOSMOS ENERGY LTD	75231	1311	TX
88362T103	THERMON GROUP HOLDINGS INC	78735	3690	TX
82938H107	SINTANA ENERGY INC	75225	1311	TX
59833H101	MIDWEST ENERGY EMISSIONS CP	75109	3590	TX
171604101	CHUY'S HOLDINGS INC	78704	5812	TX
576485205	MATADOR RESOURCES CO	75240	1311	TX
31660B101	FIESTA RESTAURANT GROUP INC	75254	5812	TX
03212B103	AMPLIFY ENERGY CORP	77002	1311	TX
684060106	ORANGE	92130	4813	
54240F202	LONESTAR RESOURCES US INC	76107	1311	TX
72941H400	PLUS THERAPEUTICS INC	78756	2836	TX
12504L109	CBRE GROUP INC	75201	6500	TX
12504L109	CBRE GROUP INC	75201	6500	TX
G1991C105	CARDTRONICS PLC	77042	7389	TX
435763107	HOLLY ENERGY PARTNERS LP	75201-1507	4610	TX
15117K103	CELLECTIS SA	75013	2836	

N53745100	LYONDELLBASELL INDUSTRIES NV	77010	2820	TX
039653100	ARCOSA INC	75201	3440	TX

Table 2: Descriptive Statistics for power outage affected companies

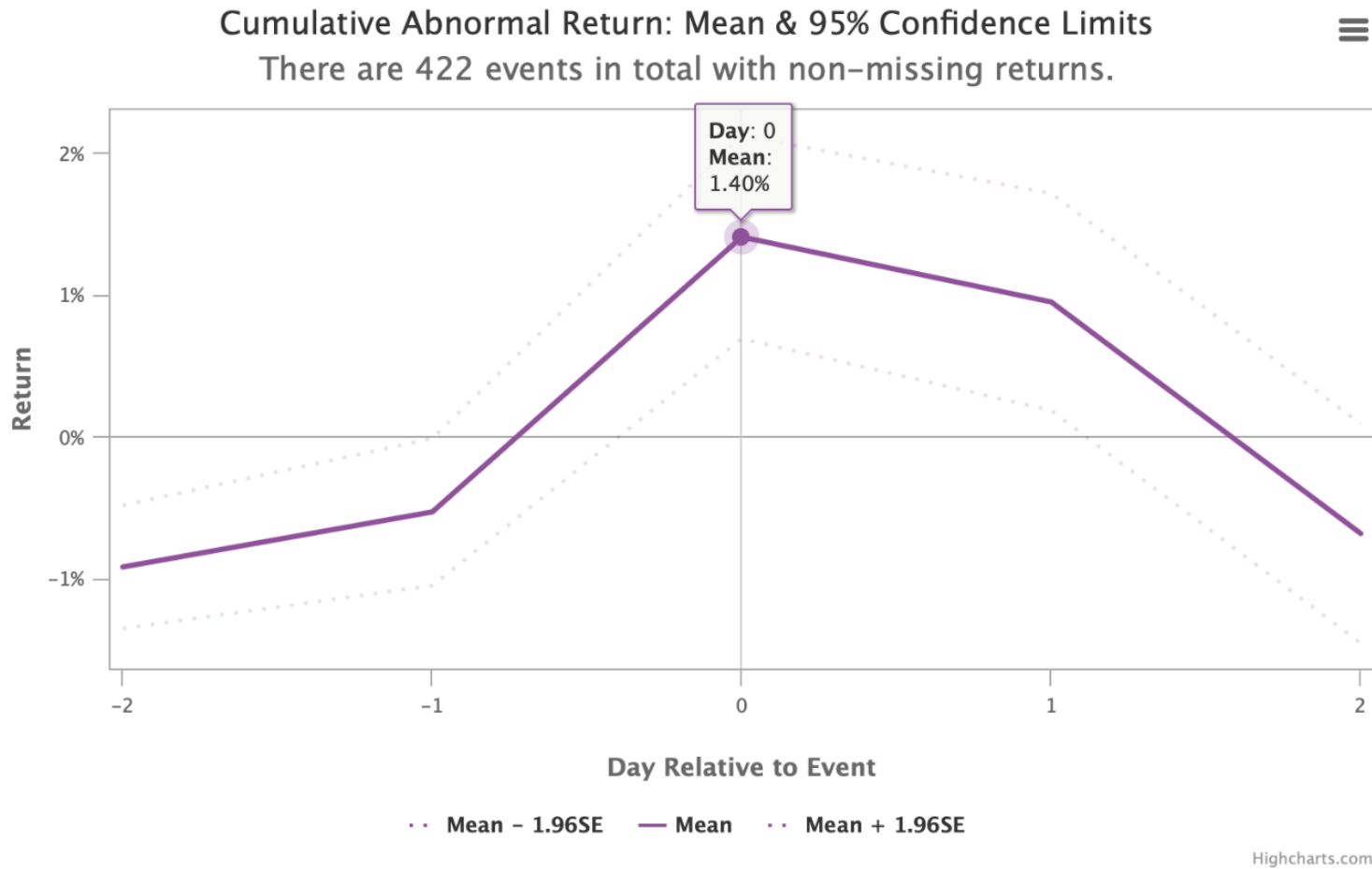
This Table shows the descriptive statistics of the sample of power outage affected companies for year 2021. Firm size is the natural logarithm of total assets. Market value is the market value of the firm in million USD. Profitability of the firm is the return on assets defined as EBITDA scaled by total assets. Leverage is the sum of short-term and long-term debt scaled by book assets.

Variable	Number of observations	Mean	Standard deviation	Min	Median	Max
Firm size	550	6.862	2.843	-6.908	7.052	14.91
Leverage	320	-1.68	0.067	35.43	-129	20.14
Market value of the firm	509	5,191	19,302	0.708	560.6	221,574
Profitability of the firm	480	-2.97	59.64	-1302	0.044	30.51

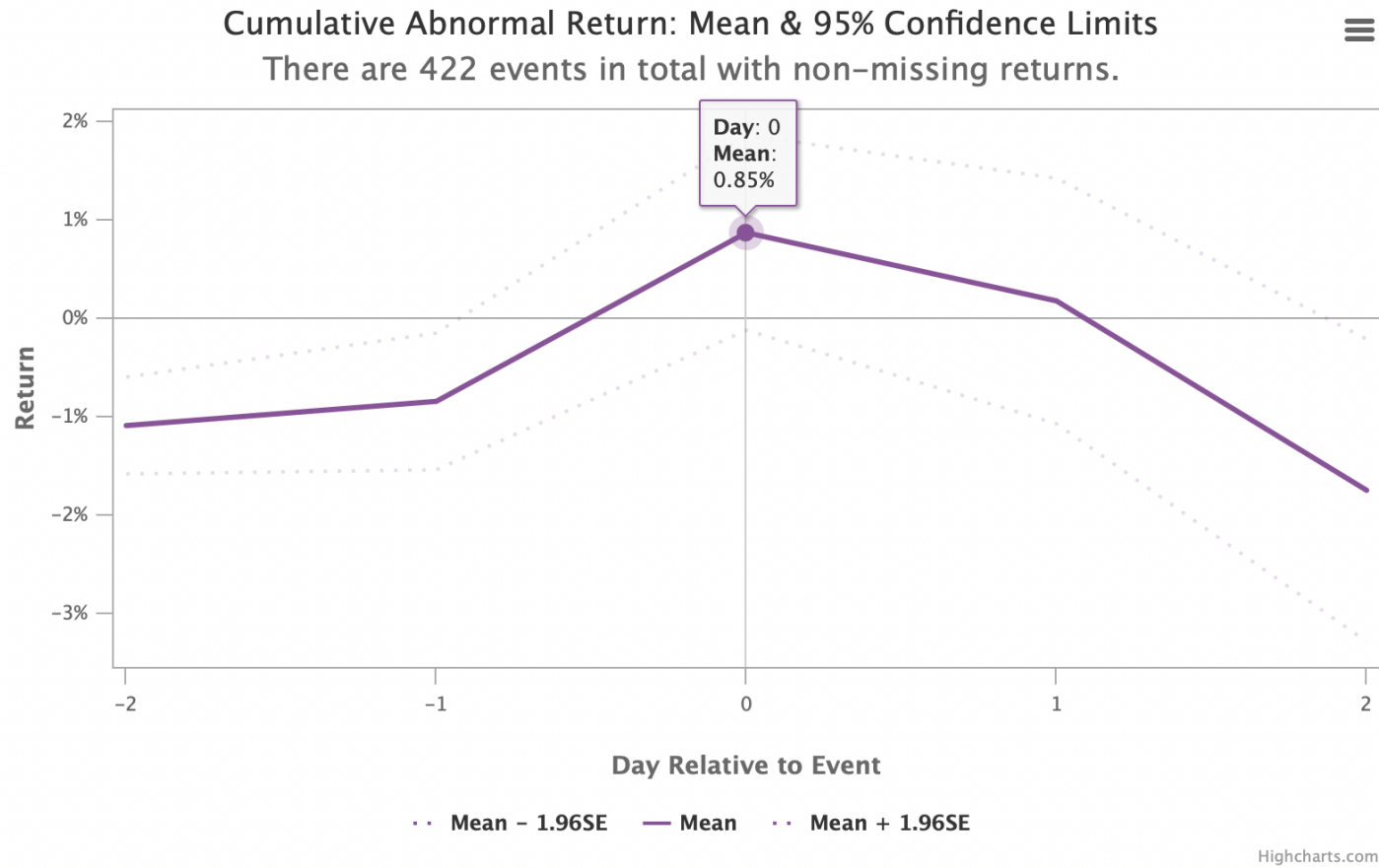
Figure 1: The effect of the power outage on the actual return of firms by using the market adjustment model

This figure shows the CAR by using four different models. The CAR are calculated based on the market adjustment model, market model, three factor model, and momentum model in Panels A, B, C, and D. We discuss the setup of the event model in Section 4. Empirical results. The full line is the evolution of the mean CAR. The dashed lines are 95% confidence intervals.

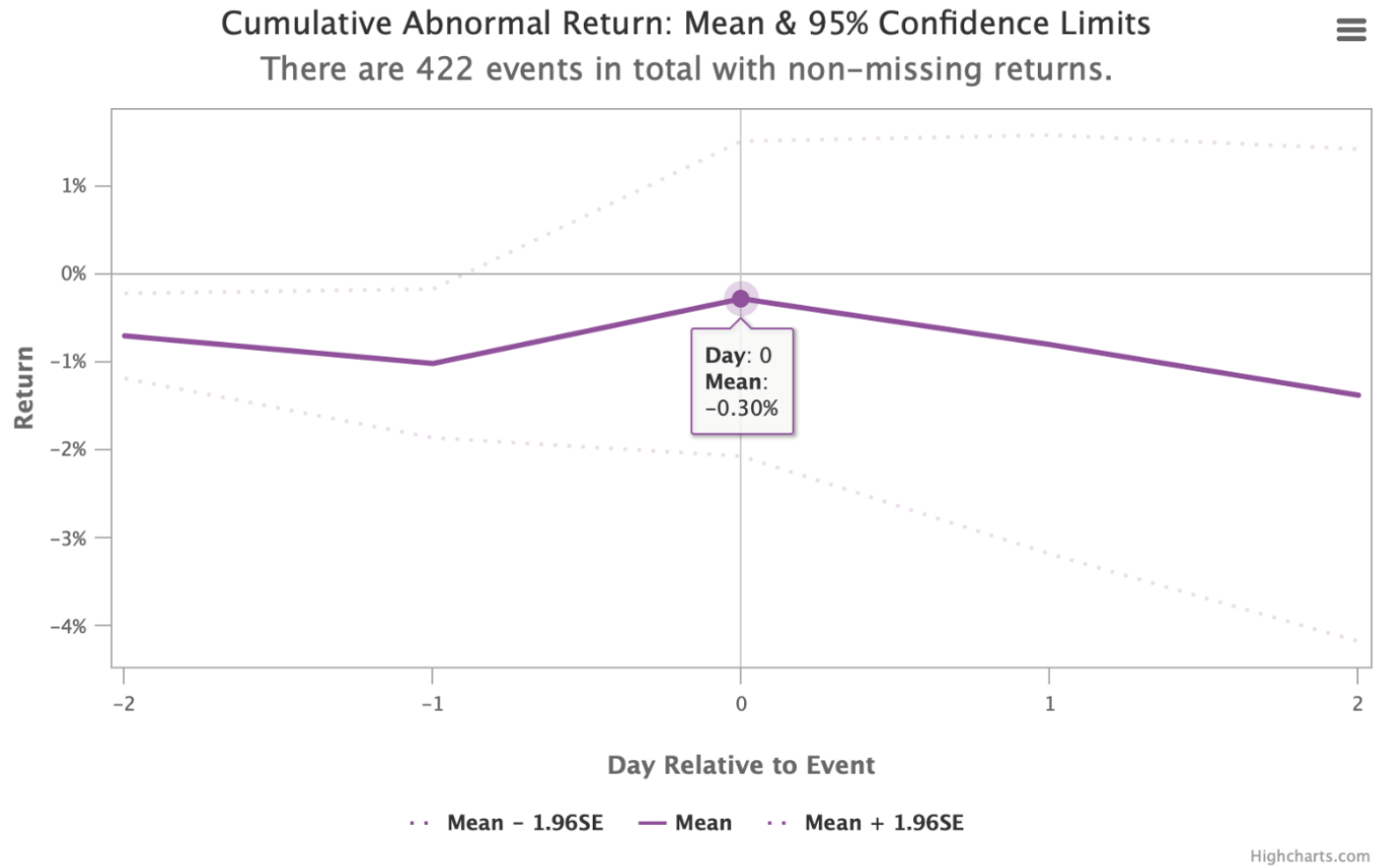
Panel A: Market adjustment model



Panel B: Market model

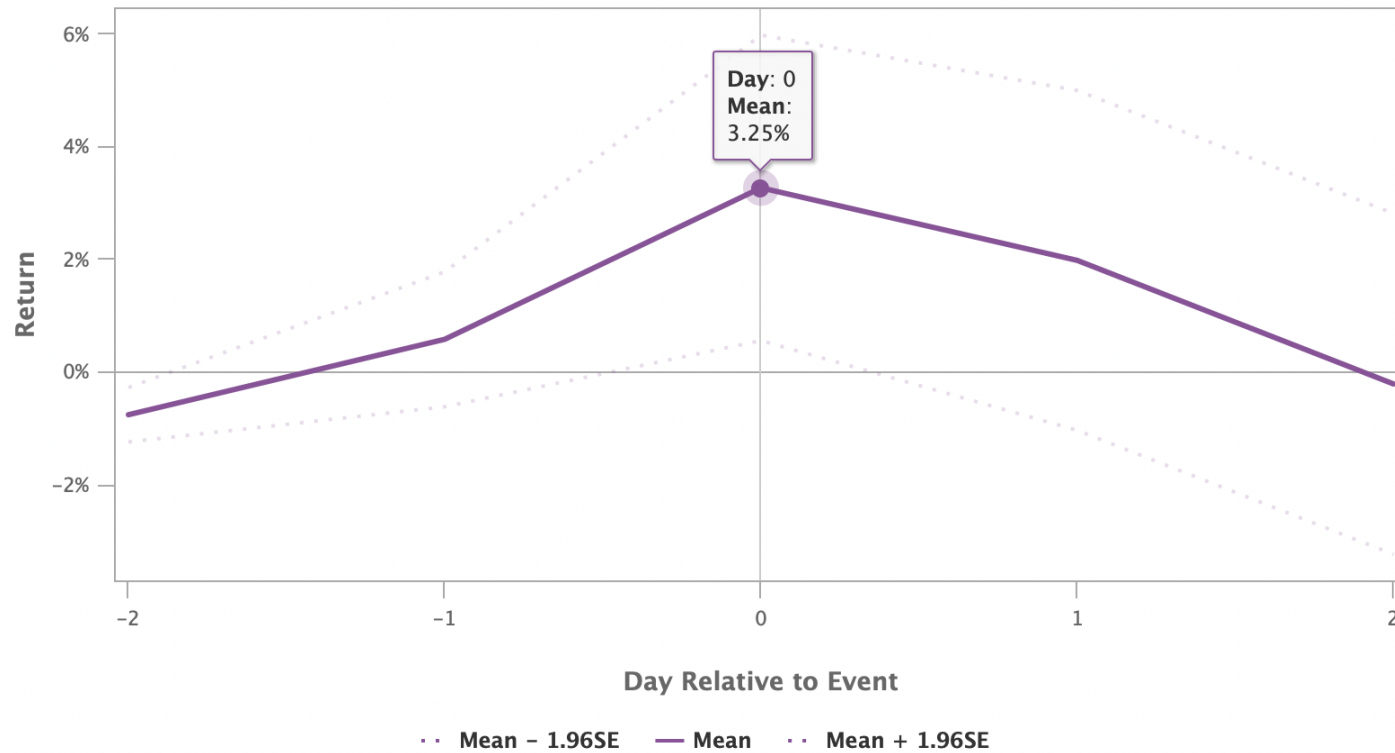


Panel C: Three factor model



Panel D: Momentum model

Cumulative Abnormal Return: Mean & 95% Confidence Limits
There are 422 events in total with non-missing returns.



Highcharts.com

References

Galbraith, K. (2011) *Explainer: Why does Texas have its own power grid?* The Texas Tribune. Retrieved Mar. 13, 2022, from <https://www.texastribune.org/2011/02/08/explainer-why-does-texas-have-its-own-power-grid/>

Cameron, D., et al. (2021) *How Texas' power grid works.* The Texas Tribune. Retrieved Mar. 30, 2022, from <https://www.texastribune.org/2021/02/25/texas-power-grid-ercot-puc-greg-abbott/>

Pollock, C. (2021) *Gov. Greg Abbott says power is almost fully restored statewide and grocery stores will soon be restocked.* The Texas Tribune. Retrieved Feb. 21, 2022, from <https://www.texastribune.org/2021/02/21/texas-power-outage-grocery-stores-greg-abbott/>

Puleo, M. (2021) *Damages from Feb. winter storms could be as high as \$155 billion.* AccuWeather. Retrieved May 25, 2022, from <https://www.accuweather.com/en/winter-weather/damages-from-feb-snowstorms-could-be-as-high-as-155b/909620>

Golding, G., et al. (2021) *Cost of Texas' 2021 Deep Freeze Justifies Weatherization.* Federal Reserve Bank of Dallas. Retrieved on May 23, 2022 from <https://www.dallasfed.org/research/economics/2021/0415.aspx>

Booker, B., Romo, V. (2021) *Winter Storm Leaves Many In Texas Without Power And Water.* NPR. Retrieved Feb. 27, 2022, from www.npr.org/2021/02/17/968665266/millions-still-without-power-as-winter-storm-wallops-texas.

Fama, E. F., Fisher, L., Jensen, M. C., & Roll, R. (1969). The Adjustment of Stock Prices to New Information. *International Economic Review*, 10(1), pp. 1–21. <https://doi.org/10.2307/2525569>

MacKinlay, A. C. (1997). Event Studies in Economics and Finance. *Journal of Economic Literature*, 35(1), pp. 13–39. <http://www.jstor.org/stable/2729691>

Fama, E. F. (1991). Efficient capital markets: II. *The Journal of Finance*, 46(5), pp. 1575-1617. <https://doi.org/10.1111/j.1540-6261.1991.tb04636.x>

Smith, C. (1986). Investment banking and the capital acquisition process. *Journal of Financial Economics* 15, 3-29.

Jensen, M., and R. Ruback. (1983). The market for corporate control – the scientific evidence. *Journal of Financial Economics* 11, 5-50.

Jarrell, G. A., Brickley, J. A., & Netter, J. M. (1988). The Market for Corporate Control: The Empirical Evidence Since 1980. *The Journal of Economic Perspectives*, 2(1), pp. 49–68. <http://www.jstor.org/stable/1942739>

- Brown, S. J., and J. B. Warner. (1980). Measuring security price performance. *Journal of Financial Economics* 8, 205-258.
- Brown, S. J., and J. B. Warner. (1985). Using daily stock returns: The case of event studies. *Journal of Financial Economics* 14(1), pp. 3-31. [https://doi.org/10.1016/0304-405X\(85\)90042-X](https://doi.org/10.1016/0304-405X(85)90042-X)
- Collins, D. W., & Dent, W. T. (1984). A Comparison of Alternative Testing Methodologies Used in Capital Market Research. *Journal of Accounting Research*, 22(1), pp. 48–84. <https://doi.org/10.2307/2490701>
- Bernard, V. L. (1987). Cross-Sectional Dependence and Problems in Inference in Market-Based Accounting Research. *Journal of Accounting Research*, 25(1), pp. 1–48. <https://doi.org/10.2307/2491257>
- Petersen, M. (2005). Estimating standard errors in finance panel data sets: Comparing approaches, working paper, Northwestern University. <https://dx.doi.org/10.2139/ssrn.661481>
- Sefcik, S. E., & Thompson, R. (1986). An Approach to Statistical Inference in Cross-Sectional Models with Security Abnormal Returns As Dependent Variable. *Journal of Accounting Research*, 24(2), pp. 316–334. <https://doi.org/10.2307/2491136>
- Eckbo, B. E., Maksimovic, V., & Williams, J. (1990). Consistent Estimation of Cross-Sectional Models in Event Studies. *The Review of Financial Studies*, 3(3), pp. 343–365. <http://www.jstor.org/stable/2962074>
- Miller, R. (2021) 'Massive failure': Why are millions of people in Texas still without power? The USA Today. Retrieved April 10, 2022, from <https://www.usatoday.com/in-depth/news/nation/2021/02/16/texas-weather-power-outage-rolling-blackouts-leave-millions-dark/6764764002/>
- Lin, N. (2021) *The Timeline and Events of the February 2021 Texas Electric Grid Blackouts*. The University of Texas at Austin Energy Institute. [https://www.puc.texas.gov/agency/resources/reports/UTAustin_\(2021\)_EventsFebruary2021TexasBlackout_\(002\)FINAL_07_12_21.pdf](https://www.puc.texas.gov/agency/resources/reports/UTAustin_(2021)_EventsFebruary2021TexasBlackout_(002)FINAL_07_12_21.pdf)
- Texas Department of State Health Services (2021), *February 2021 Winter Storm-Related Deaths – Texas*. Retrieved on Mar. 29, 2022, from https://www.dshs.texas.gov/news/updates/SMOC_FebWinterStorm_MortalitySurvReport_12-30-21/