

Curse of Scale-Freeness: Intractability of Large-Scale Combinatorial Optimization with Multi-Start Methods

Hiroyuki Masuyama^a

*Graduate School of Management, Tokyo Metropolitan University
Tokyo 192-0397, Japan*

Hiroshige Dan^b

*Faculty of Environmental and Urban Engineering, Kansai University, Suita, Osaka, 564-8680,
Japan*

Shunji Umetani^c

*Department of Information and Physical Sciences, Graduate School of Information Science and
Technology, Osaka University, Suita, Osaka, 565-0871, Japan*

Abstract

This paper considers the intractability of large-scale combinatorial optimization with multi-start methods. To perform theoretical performance analysis, we focus on the random multi-start (RMS) method, one of the representative multi-start methods including the RMS local search and the greedy randomized adaptive search procedure. Our main theoretical contribution is to derive two power-law formulas by extreme value theory. One is for the expected improvement rate (EIR) of the best empirical objective value (EOV), and the other is for the expected relative gap (ERG) of the best EOV to the supremum of empirical objective values (SEV). Notably, the ERG has scale-freeness as a function of the number of iterations. Thus, the *half-life* of the relative gap of the best EOV is eventually proportional to the number of completed iterations by an RMS algorithm. This result can be understood as the curse of scale-freeness: the phenomenon “as trying to get closer to the goal, it is getting further away.” Through numerical experiments, we observe that applying several RMS algorithms to traveling salesman problems is subject to the curse of scale-freeness. We also show that overcoming the curse of scale-freeness requires developing an algorithm that accelerates exponentially its performance relative to the RMS method.

Keywords: multi-start method; extreme value theory; scale-free; power law

Mathematics Subject Classification: 60J10; 60K25

1 Introduction

This paper aims to theoretically understand the intractability of large-scale combinatorial optimization with multi-start methods (Martí et al. 2013, 2018). The multi-start method

^aE-mail: masuyama@tmu.ac.jp

^bE-mail: dan@kansai-u.ac.jp

^cE-mail: umetani@ist.osaka-u.ac.jp

is a standard strategy of metaheuristics, which repeatedly restarts a local search algorithm with a diversification (or exploration) mechanism. In terms of diversification mechanism, we can classify multi-start methods into two types: (i) random multi-start (RMS) methods such as the random multi-start local search and the greedy randomized adaptive search procedure (Resende and Rebeiro 2016), and (ii) random perturbation (RP) methods such as the iterated local search (ILS) (Lourenço et al. 2019), the variable neighborhood search (Hansen and Mladenović 2001), and the memetic algorithm (Neri et al. 2012). The RMS method generates an initial solution by a randomized construction algorithm from scratch, while the RP method does this by perturbing an obtained good solution (locally optimal ones in many cases). In general, the multi-start method achieves relatively good performance despite its simple implementation and has been a standard comparison in designing heuristic algorithms for many problems in real applications.

To achieve the aim of this paper, we focus on the RMS method and study the difficulty in closing the gap (error) of the best empirical objective value (best EOV) from the optimal one in large-scale optimization problems. The RMS is one of the representative multi-start methods and can serve as a random sampling of *good* solutions from a feasible domain. Strictly speaking, the *empirical (heuristically generated)* solutions by the RMS method might not be independent; moreover, their objective function values might not be either independent or identically distributed (i.i.d.). Nevertheless, considering the basic specification of the RMS method, it is reasonable to regard the RMS method as a generator of good solutions without unreasonable bias. Thus, we can expect that the set of empirical solutions by the RMS method provides us with informative pieces of knowledge on the distribution of good ones in a feasible domain.

A related topic to our aim is estimating the optimal value (of the objective function). There are two representative methods for estimating the optimal value. One is the relaxation method (see, e.g., Held and Karp 1970; Fisher et al. 1975), which develops a bound of the optimal value based on relaxation problems. The other is the statistical method, which generates point and interval estimates of the optimal value with statistical tools such as extreme value theory (EVT). Pioneering work on estimating optimal values with EVT was done by Golden (1977) (see also Golden 1978; Golden and Alt 1979). Besides, there are many other related studies using statistical methods (see Giddings et al. 2014 and the reference therein).

However, estimating the gap between the optimal value and the best EOV does not necessarily tell us how much cost it takes to close the gap. In many cases, the gap improves rapidly in the early stage of computation and, relatively soon, reaches a “steady” stage where the gap hardly decreases. Figure 1a shows a typical example of those cases. In such a case, even if an estimated optimal value tells us that the current best EOV is close to the optimal value in terms of quality, the computation time for closing the gap can be far much.

Figure 1b (the log-log plot of Figure 1a) implies that the relative gap of the best EOV from the optimal value decreases at a power-law rate. Namely, the number of iterations for reducing by half the relative gap of the best EOV increases asymptotically in proportion to the number of completed iterations. This phenomenon is the so-called *scale-free* property. For intuitive understanding, we express figuratively the scale-free property of the relative gap as

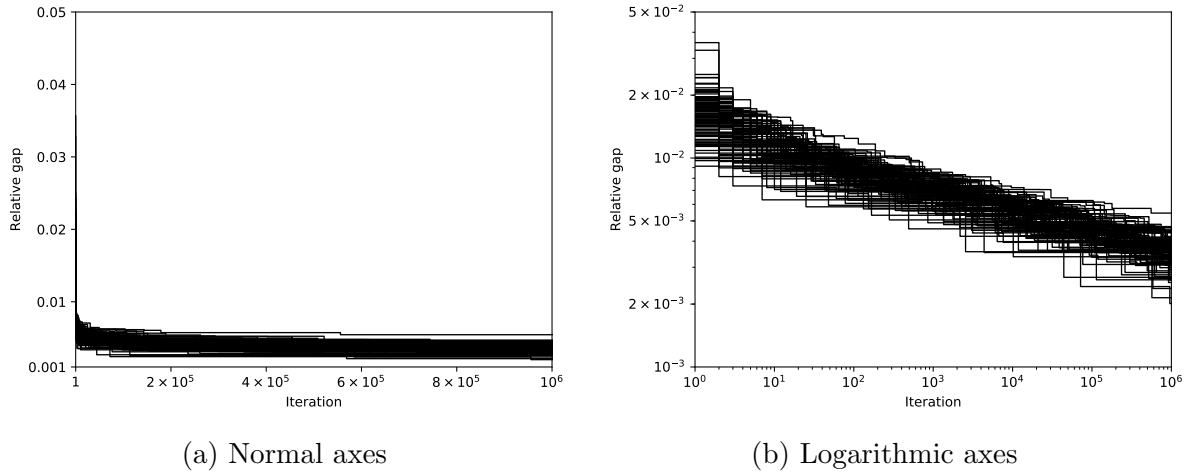


Figure 1: Evolution of the relative gap of the best EOJ when applying an RMS algorithm to 100 random TSP instances [Lin-Kernighan algorithm starting with initial solutions generated by a randomized nearest neighbor algorithm]

the curse of scale-freeness: “*trying to get closer to the goal, it is getting further away.*” That would be the intractability of large-scale combinatorial optimization (at least with the RMS method).

Our main theoretical contribution is to show by extreme value theory (EVT) that the power law appears when improving the best empirical solution by applying an RMS algorithm to a large-scale combinatorial optimization problem. In our EVT analysis, a combinatorial optimization problem is assumed to be a maximization one. That does not lose generality because any maximization problem is converted into a minimization one. In addition, although our theoretical analysis is restricted to the RMS method, the “random sampling of good solutions” property of the RMS method would be rather conducive to revealing the nature of the intractability of large-scale combinatorial optimization.

To introduce our power-law results (presented in Section 3), we define two measures, *expected improvement rate (EIR)* and *expected relative gap (ERG)*, as well as the ones required to define the two. The EIR and ERG are redefined more strictly in Section 3, under our EVT framework described in Section 2.

Definition 1.1

- Let $x^* \neq 0$ denote the supremum of empirical objective values (SEV). SEV x^* is the (globally) optimal value if it exists. Note that x^* is allowed to be infinite but is assumed to be nonzero throughout the paper.
- Let $R_n(x)$, $x \neq 0$, $x < x^*$, denote a generic random variable for the improvement rate of the best EOJ by additional n iterations of an RMS algorithm starting with the current best EOJ x .

- Given $x^* < \infty$, let $\Delta_n(x)$, $x < x^*$, denote a generic random variable for the relative gap between SEV x^* and the best EOV attained by additional n iterations of an RMS algorithm starting with the value x of the current best EOV.
- The expected value $\mathbb{E}[R_n(x)]$ is referred to as the expected improvement rate (EIR) of the best EOV; $\mathbb{E}[\Delta_n(x)]$ is referred to as the expected relative gap (ERG) of the best EOV (from SEV $x^* < \infty$).

The following are our power-law formulas for the EIR and ERG: if $x^* < \infty$, then

$$\mathbb{E}[R_n(x)] = \frac{x^* - x}{|x|} - \frac{\Gamma(-\xi)}{|x|} L(n)n^\xi, \quad x \neq 0, \quad x < x^*, \quad (1.1)$$

$$\mathbb{E}[\Delta_n(x)] = \frac{\Gamma(-\xi)}{|x^*|} L(n)n^\xi, \quad x < x^*, \quad (1.2)$$

where $\xi < 0$ is a constant and L is a slowly varying function (see Definition 2.3).

The power-law formula (1.2) is the theoretical basis for the phenomenon we express as the curse of scale-freeness. Indeed, (1.2) yields

$$\lim_{t \rightarrow \infty} \frac{\mathbb{E}[\Delta_{n+h(n)}(x)]}{\mathbb{E}[\Delta_n(x)]} = \frac{1}{2}, \quad x < x^*, \quad (1.3)$$

where $h(n) = (2^{-1/\xi} - 1)n$. As mentioned above, (1.3) shows that the *half-life* of the ERG increases asymptotically in proportion to the number of completed iterations. This would deserve to be described as “trying to get closer to the goal, it is getting further away.”

Based on the power-law formula (1.2), we show that overcoming the curse of scale-freeness requires developing an algorithm that accelerates exponentially its performance relative to the RMS method. To consider this intractability, we apply three ILS algorithms to five TSP instances taken from TSPLIB (for details, see Appendix B) and summarize the numerical results in Figures 4–6. From the figures, we observe that the relative gap of the best EOV from the optimal value decays eventually at most at a power-law rate. Thus, our ILS algorithms do not overcome the curse of scale-freeness. As is well-known, the ILS is one of the metaheuristics of high performance among multi-start methods. Hence, other multi-start algorithms are also likely to be trapped in the curse of scale-freeness.

The rest of this paper consists of four sections. Section 2 provides the EVT framework for the problem considered in this paper and the foundation for describing our power-law formulas. Section 3 presents our power-law formulas for the EIR and ERG as the main results of this paper. Based on the main results, Section 4 discusses the intractability of large-scale combinatorial optimization problems. Finally, Section 5 contains concluding remarks.

2 Preliminaries

This section consists of two subsections. Section 2.1 describes an EVT framework tailored to the topic of this paper. The EVT framework is the foundation of the subsequent theoretical

argument. Section 2.2 provides preliminary results of regularly varying functions, which are required by describing the power-law formulas for the EIR and ERG presented in the next section.

For later reference, we here introduce several notations for functions and sets of numbers. Let $\mathbb{Z}_+ = \mathbb{N} \cup \{0\} = \{0, 1, 2, \dots\}$, $\mathbb{R} = (-\infty, \infty)$, and $\mathbb{R}_+ = [0, \infty)$. Let $(x)_+ = \max(x, 0)$ for $x \in \mathbb{R}$. For any eventually positive function f on \mathbb{R} , the notation $o(f(x))$ denotes a function such that $\lim_{x \rightarrow \infty} o(f(x))/f(x) = 0$. In addition, for any non-decreasing function f , let f^\leftarrow denote the *left-continuous inverse* of f ; that is,

$$f^\leftarrow(x) = \inf\{y \in \mathbb{R} : f(y) \geq x\}.$$

Finally, let $\mathbb{1}(\cdot)$ denote the indicator function such that it takes the value of one if the statement in the parentheses is true; otherwise takes the value of zero.

2.1 A Framework of EVT for Empirical Solutions by the RMS Method

In this subsection, we describe our EVT framework for empirical solutions generated by the RMS method. First, we introduce a mathematical model handling empirical solutions when applying an RMS algorithm to a maximization problem. Next, we define random variables associated with the best empirical solution, and assume that the random variables satisfy the fundamental assumption of EVT. Finally, we provide a preliminary result on the mean of the standard generalized extreme value (standard GEV) distribution. This result contributes to deriving the power-law formulas for the EIR and ERG in Section 3.

Let us consider applying an RMS algorithm to a maximization problem. Each iteration (run) of the RMS algorithm generates a single solution in the feasible domain independently of the history of the solutions generated so far in a consistent stochastic manner. We refer to such solutions (generated by the RMS algorithm) as *empirical solutions* and their objective values as *empirical objective values (EOVs)*. Let X_n , $n \in \mathbb{N}$, denote the EOV at the n th iteration, and assume that $\{X_n; n \in \mathbb{N}\}$ is independent and identically distributed (i.i.d.) with distribution (function) F on \mathbb{R} . The assumption of i.i.d. $\{X_n\}$ would be reasonable when applying an RMS algorithm to large-scale combinatorial optimization problems (see, e.g., Golden 1977, 1978; Golden and Alt 1979). Let X denote a generic random variable for the i.i.d. sequence $\{X_n\}$ with distribution F . By definition,

$$F(x) = \mathbf{P}(X \leq x) = \mathbf{P}(X_i \leq x), \quad x \in \mathbb{R},$$

and the right endpoint of F is equal to SEV x^* introduced in Definition 1.1; that is,

$$x^* = \sup\{v \in \mathbb{R} : F(v) < 1\}, \quad (2.1)$$

where $x^* \neq 0$ is assumed throughout the paper.

We define the notations for the best EOV by an RMS algorithm. Let

$$\bigvee_{i=k}^{\ell} X_i = \max\{X_k, X_{k+1}, \dots, X_\ell\}, \quad 1 \leq k \leq \ell,$$

which is the best EOV from the k th iteration to the ℓ th one. For convenience, let $Z_n = \bigvee_{i=1}^n X_i$ for $n \in \mathbb{N}$, which is the best EOV from the first iteration to the n th one. For any $N \in \mathbb{N}$, $\bigvee_{i=N+1}^{N+n} X_i$ is independent of Z_N and has the same distribution as Z_n . Therefore,

$$\mathbb{P} \left(\bigvee_{i=N+1}^{N+n} X_i \leq z \mid Z_N \right) = \mathbb{P}(Z_n \leq z) = [F(z)]^n, \quad z \in \mathbb{R}. \quad (2.2)$$

We now assume that the best-EOV sequence $\{Z_n; n \in \mathbb{N}\}$ satisfies the fundamental assumption of EVT (see, e.g., de Haan and Ferreira 2006, Section 1.1).

Assumption 1 There exist two sequences of constants $\{a_n > 0; n \in \mathbb{N}\}$ and $\{b_n \in \mathbb{R}; n \in \mathbb{N}\}$ and a non-degenerate distribution G such that

$$\lim_{n \rightarrow \infty} \mathbb{P} \left(\frac{Z_n - b_n}{a_n} \leq z \right) = \lim_{n \rightarrow \infty} [F(a_n z + b_n)]^n = G(z)$$

for every continuity point z of G . In this case, F is said to be in the maximum domain of attraction (MDA) of G , denoted by $F \in \mathcal{D}(G)$.

For later discussion, we summarize two equivalent conditions to Assumption 1 in Proposition 2.1 below (see de Haan and Ferreira 2006, Theorems 1.1.3 and 1.1.6). To this end, we introduce some definitions and notations. If $\xi = 0$, read $(1 + \xi z)^{-1/\xi}$ as e^{-z} ; and $(x^\xi - 1)/\xi$ as $\log x$ (this convention justified by $\lim_{\xi \rightarrow 0} (1 + \xi z)^{-1/\xi} = e^{-z}$ and $\lim_{\xi \rightarrow 0} (x^\xi - 1)/\xi = \log x$). Let G_ξ denote the standard GEV distribution; that is,

$$G_\xi(z) = \exp \left\{ -(1 + \xi z)_+^{-1/\xi} \right\}, \quad z \in \mathbb{R}, \quad (2.3)$$

which reduces to $G_0(z) = \exp\{-e^{-z}\}$ if $\xi = 0$. Furthermore, let U denote a function such that

$$U(t) = \left(\frac{1}{1 - F} \right)^\leftarrow (t) = \inf \left\{ x \in \mathbb{R} : \frac{1}{1 - F(x)} \geq t \right\}, \quad t \geq 1. \quad (2.4)$$

Note that (2.4) and (2.1) yield

$$\lim_{t \rightarrow \infty} U(t) = x^*. \quad (2.5)$$

Proposition 2.1 *Assumption 1 is equivalent to each of the conditions (a) and (b):*

(a) *There exists some positive function $a(\cdot)$ such that*

$$\lim_{t \rightarrow \infty} \frac{U(tx) - U(t)}{a(t)} = \frac{x^\xi - 1}{\xi}, \quad x > 0. \quad (2.6)$$

(b) $F \in \mathcal{D}(G_\xi)$; that is, there exist two sequences of constants $\{a_n > 0; n \in \mathbb{N}\}$ and $\{b_n \in \mathbb{R}; n \in \mathbb{N}\}$ such that, for $z \in \mathbb{R}$,

$$\lim_{n \rightarrow \infty} \mathbb{P}\left(\frac{Z_n - b_n}{a_n} \leq z\right) = \exp\left\{-\left(1 + \xi z\right)_+^{-1/\xi}\right\} = G_\xi(z). \quad (2.7)$$

In addition, (2.7) holds with $a_n = a(n)$ and $b_n = U(n)$ for $n \in \mathbb{N}$.

Remark 2.2 The standard GEV distribution G_ξ is classified into three cases in terms of the value of ξ : (i) $\xi > 0$, (ii) $\xi = 0$, and (iii) $\xi < 0$. The MDAs of the three cases cover almost all of the representative continuous distributions used in statistics (see, e.g., Embrechts et al. 1997, Sections 3.3 and 3.4). Thus Assumption 1, equivalently $F \in \mathcal{D}(G_\xi)$, is never restrictive.

Finally, we present a fundamental result on the mean of the GEV distribution G_ξ . This result contributes to deriving our power-law formulas for the EIR and ERG in Section 3. Let $\bar{m}_\xi = \int_{-\infty}^{\infty} z G'_\xi(z) dz$. Furthermore, let S denote a nonnegative random variable such that

$$\mathbb{P}(S \leq x) = \exp\{-1/x\}, \quad x > 0. \quad (2.8)$$

It then follows from (2.3) that

$$\mathbb{P}\left(\frac{S^\xi - 1}{\xi} \leq z\right) = G_\xi(z), \quad z \in \mathbb{R}. \quad (2.9)$$

Using (2.8) and (2.9), we obtain

$$\bar{m}_\xi = \mathbb{E}\left[\frac{S^\xi - 1}{\xi}\right] = \begin{cases} -\Gamma(-\xi) - \frac{1}{\xi}, & \xi \neq 0, \xi < 1, \\ \gamma, & \xi = 0, \end{cases} \quad (2.10a)$$

$$(2.10b)$$

where $\Gamma(s) = \int_0^\infty t^{s-1} e^{-t} dt$ (i.e., the gamma function) and $\gamma := -\Gamma'(1)$ is Euler's constant.

2.2 Regularly Varying Functions in EVT

In this subsection, we first provide the definition and fundamental properties of regularly varying functions. We then summarize the regularly varying properties of functions a and U , which are crucial to deriving our power-law formulas for the EIR and ERG.

The following is the definition of regularly varying functions.

Definition 2.3 An eventually positive function f on \mathbb{R}_+ is said to be regularly varying with index $\alpha \in (-\infty, \infty)$ if

$$\lim_{t \rightarrow \infty} \frac{f(tx)}{f(t)} = x^\alpha, \quad x > 0.$$

The symbol \mathcal{R}_α denotes the set of regularly varying functions with index α . Especially, if $f \in \mathcal{R}_0$, then f is said to be *slowly varying*.

The fundamental properties of regularly varying functions are given in Proposition 2.4.

Proposition 2.4 *The following statements hold:*

- (i) $f \in \mathcal{R}_\alpha$ if and only if there exists some $L \in \mathcal{R}_0$ such that $f(t) = L(t)t^\alpha$ for $t \in \mathbb{R}_+$ (see, e.g., Bingham et al. 1989, Theorem 1.4.1).
- (ii) If an eventually positive function g on \mathbb{R}_+ satisfies $\lim_{x \rightarrow \infty} g(x)/f(x) = c$ for $c > 0$ and $f \in \mathcal{R}_\alpha$, then $g \in \mathcal{R}_\alpha$ (this statement is an immediate consequence of Definition 2.3).

The asymptotic properties of $a(t)$ and $U(t)$ as $t \rightarrow \infty$ play an important role in the analysis of EVT, and the properties are summarized in the following proposition (see de Haan and Ferreira 2006, Lemma 1.2.9 and Theorem B.2.1).

Proposition 2.5 *Under Assumption 1, the following statements hold:*

- (i) The positive function $a(\cdot)$ in (2.6) belongs to the class \mathcal{R}_ξ .
- (ii) If (2.6) holds with $\xi > 0$, then

$$x^* = \lim_{t \rightarrow \infty} U(t) = \infty, \quad \lim_{t \rightarrow \infty} \frac{U(t)}{a(t)} = \frac{1}{\xi}.$$

- (iii) If (2.6) holds with $\xi < 0$, then

$$x^* = \lim_{t \rightarrow \infty} U(t) < \infty, \quad \lim_{t \rightarrow \infty} \frac{x^* - U(t)}{a(t)} = \frac{-1}{\xi}.$$

- (iv) Suppose that (2.6) holds with $\xi = 0$. We then have $U \in \mathcal{R}_0$ and

$$\lim_{t \rightarrow \infty} \frac{a(t)}{U(t)} = 0.$$

Furthermore, if $x^* = \lim_{t \rightarrow \infty} U(t) < \infty$, then $x^* - U(t)$ is a slowly varying function of t and

$$\lim_{t \rightarrow \infty} \frac{a(t)}{x^* - U(t)} = 0.$$

3 Power Law of Empirical Solutions

This section discusses the power law of empirical solutions generated by an RMS algorithm. We first redefine *mathematically* the EIR and ERG (introduced in Definition 1.1) under our EVT framework. We then present our main theorem on the asymptotics of $E[(Z_n - x)_+]$. From the theorem, we derive power-law formulas for the EIR and ERG. Finally, we observe that the power-law formulas are supported by our numerical results.

We define the EIR and ERG of the best EOV under our EVT framework. Let $R_n(x)$ denote

$$R_n(x) = \frac{(Z_n - x)_+}{|x|}, \quad x \neq 0, \quad x < x^*, \quad n \in \mathbb{N}. \quad (3.1)$$

Let $\Delta_n(x)$ denote

$$\Delta_n(x) = \frac{x^* - \max(Z_n, x)}{|x^*|} = \frac{x^* - x}{|x^*|} - \frac{(Z_n - x)_+}{|x^*|}, \quad x < x^*, \quad n \in \mathbb{N}, \quad (3.2)$$

where $x^* < \infty$ is always assumed when considering $\Delta_n(x)$. Combining (3.1), (3.2), and (2.2) yields

$$\begin{aligned} \mathbb{E}[R_n(x)] &= \mathbb{E} \left[\frac{(\bigvee_{i=N+1}^{N+n} X_i - x)_+}{|x|} \middle| Z_N = x \neq 0 \right], \\ \mathbb{E}[\Delta_n(x)] &= \mathbb{E} \left[\frac{x^* - x}{|x^*|} - \frac{(\bigvee_{i=N+1}^{N+n} X_i - x)_+}{|x^*|} \middle| Z_N = x \right]. \end{aligned}$$

Thus, given that the current best EOV is equal to x , (i) $\mathbb{E}[R_n(x)]$ represents the (conditional) expected improvement rate (EIR) of the best EOV attained by n additional iterations of an RMS algorithm, and (ii) $\mathbb{E}[\Delta_n(x)]$ represents the (conditional) expected relative gap (ERG), from SEV x^* , of the best EOV attained by n additional iterations.

We now present the main theorem of this paper, together with its corollary on the power-law formulas for EIR $\mathbb{E}[R_n(x)]$ and ERG $\mathbb{E}[\Delta_n(x)]$.

Theorem 3.1 *Suppose that Assumption 1 holds, and that $\mathbb{E}[|X|] = \int_{-\infty}^{\infty} |x| dF(x) < \infty$ and $\xi < 1$. For $x < x^*$, we then have*

$$\mathbb{E}[(Z_n - x)_+] = (\bar{m}_\xi + o(1))a(n) + U(n) - x, \quad \text{as } n \rightarrow \infty, \quad (3.3)$$

where \bar{m}_ξ is given in (2.10) and $a(\cdot)$ is a positive function satisfying (2.6).

Proof. See Appendix A. \square

Corollary 3.2 *Suppose that all the conditions of Theorem 3.1 are satisfied, then the following hold:*

(i) If $0 < \xi < 1$,

$$\lim_{n \rightarrow \infty} \frac{1}{a(n)} \mathbb{E}[R_n(x)] = -\frac{\Gamma(-\xi)}{|x|} > 0, \quad x \neq 0, \quad x < \infty, \quad (3.4)$$

where $a \in \mathcal{R}_\xi$ (due to Proposition 2.5 (i)).

(ii) If $\xi = 0$ and $x^* = \infty$,

$$\lim_{n \rightarrow \infty} \frac{1}{U(n)} \mathbb{E}[R_n(x)] = \frac{1}{|x|}, \quad x \neq 0, \quad (3.5)$$

where $U \in \mathcal{R}_0$ (due to Proposition 2.5 (iv)).

(iii) If $\xi = 0$ and $x^* < \infty$,

$$\lim_{n \rightarrow \infty} \frac{1}{x^* - U(n)} \left(\frac{x^* - x}{|x|} - \mathbf{E}[R_n(x)] \right) = \frac{1}{|x|}, \quad x \neq 0, \quad x < x^*, \quad (3.6)$$

$$\lim_{n \rightarrow \infty} \frac{1}{x^* - U(n)} \mathbf{E}[\Delta_n(x)] = \frac{1}{|x^*|}, \quad x < x^*, \quad (3.7)$$

where $x^* - U(t) \in \mathcal{R}_0$ (that is, $x^* - U(t)$ is a slowly varying function of t due to Proposition 2.5 (iv)).

(iv) If $\xi < 0$,

$$\lim_{n \rightarrow \infty} \frac{1}{a(n)} \left(\frac{x^* - x}{|x|} - \mathbf{E}[R_n(x)] \right) = \frac{\Gamma(-\xi)}{|x|} > 0, \quad x \neq 0, \quad x < x^*, \quad (3.8)$$

$$\lim_{n \rightarrow \infty} \frac{1}{a(n)} \mathbf{E}[\Delta_n(x)] = \frac{\Gamma(-\xi)}{|x^*|} > 0, \quad x < x^*, \quad (3.9)$$

where $a \in \mathcal{R}_\xi$ (due to Proposition 2.5 (i)).

Proof. First, we consider the case where $0 < \xi < 1$. It follows from (3.3), (2.10a), and Proposition 2.5 (ii) that, for $x \neq 0$,

$$\lim_{n \rightarrow \infty} \frac{\mathbf{E}[(Z_n - x)_+]}{a(n)} = \lim_{n \rightarrow \infty} \left[-\Gamma(-\xi) - \frac{1}{\xi} + o(1) + \frac{U(n) - x}{a(n)} \right] = -\Gamma(-\xi). \quad (3.10)$$

Substituting (3.1) into (3.10) yields (3.4).

Second, we consider the case where $\xi = 0$ and $x^* = \infty$. In this case, $\lim_{t \rightarrow \infty} U(t) = \infty$ due to (2.5). It thus follows from (3.3), (2.10b), and Proposition 2.5 (iv) that, for $x < x^*$,

$$\lim_{n \rightarrow \infty} \frac{\mathbf{E}[(Z_n - x)_+]}{U(n)} = \lim_{n \rightarrow \infty} \left[(\gamma + o(1)) \frac{a(n)}{U(n)} + 1 - \frac{x}{U(n)} \right] = 1. \quad (3.11)$$

Substituting (3.1) into (3.11) yields (3.5).

Third, we consider the case where $\xi = 0$ and $x^* < \infty$. In this case, $\lim_{t \rightarrow \infty} U(t) = x^* < \infty$ due to (2.5). It thus follows from (3.3), (2.10b), and Proposition 2.5 (iv) that, for $x < x^*$,

$$\lim_{n \rightarrow \infty} \frac{\mathbf{E}[(Z_n - x)_+] - (x^* - x)}{x^* - U(n)} = \lim_{n \rightarrow \infty} \left[(\gamma + o(1)) \frac{a(n)}{x^* - U(n)} + \frac{U(n) - x^*}{x^* - U(n)} \right] = -1. \quad (3.12)$$

Substituting (3.1) and (3.2) into (3.12) yields (3.6) and (3.7), respectively.

Fourth, we consider the case where $\xi < 0$ and thus $x^* < \infty$. It follows from (3.3), (2.10a), and Proposition 2.5 (iii) that, for $x \neq 0$,

$$\lim_{n \rightarrow \infty} \frac{\mathbf{E}[(Z_n - x)_+] - (x^* - x)}{a(n)} = \lim_{n \rightarrow \infty} \left[-\Gamma(-\xi) - \frac{1}{\xi} + o(1) + \frac{U(n) - x^*}{a(n)} \right] = -\Gamma(-\xi). \quad (3.13)$$

Substituting (3.1) and (3.2) into (3.13) yields (3.8) and (3.9), respectively.

Finally, we confirm that the right-hand sides of (3.4), (3.8), and (3.9) are positive because $\Gamma(-\xi) > 0$ for $\xi < 0$ and $-\Gamma(-\xi) > 0$ for $0 < \xi < 1$. The former follows from the definition

of function Γ , and the latter follows from Euler's reflection formula, that is, $\Gamma(z)\Gamma(1-z) = \pi/\sin(\pi z)$ for $z \notin \{0, \pm 1, \pm 2, \dots\}$. \square

Corollary 3.2 implies that EIR $\mathbb{E}[R_n(x)]$ and ERG $\mathbb{E}[\Delta_n(x)]$ follow the power law as functions of the number n of iterations. Indeed, from the corollary and Proposition 2.4 (i), we have simplified power-law formulas:

$$\mathbb{E}[R_n(x)] = L(n)n^\xi, \quad \text{if } 0 \leq \xi < 1 \text{ and } x^* = \infty, \quad (3.14)$$

$$\mathbb{E}[R_n(x)] = \frac{x^* - x}{|x|} - L(n)n^\xi, \quad \text{if } \xi \leq 0 \text{ and } x^* < \infty, \quad (3.15)$$

$$\mathbb{E}[\Delta_n(x)] = L(n)n^\xi, \quad \text{if } \xi \leq 0 \text{ and } x^* < \infty, \quad (3.16)$$

where the L 's in (3.14)–(3.16) are possibly different functions in class \mathcal{R}_0 .

We see whether the power law (described above) appears in actual numerical computation. To this end, we apply six RMS algorithms (see Appendix B) to 100 random TSP instances and plot in Figure 2, the evolution of the relative gap of the best EOV from the optimal value. Figure 2 shows that the relative gap of the best EOV decays almost linearly on a log-log scale. Note here that the objective function of TSPs is bounded, which is a typical case of $x^* < \infty$. In this case, (3.16) yields

$$\log \mathbb{E}[\Delta_n(x)] = \log L(n) + \xi \log n. \quad (3.17)$$

Furthermore, since $L \in \mathcal{R}_0$, $\log L(x)$ is expressed in the following form (see Bingham et al. 1989, Theorem 1.3.1):

$$\log L(x) = \eta(x) + \int_B^x \frac{\theta(t)}{t} dt, \quad (x \geq B)$$

for some $B > 0$, where η and θ are measurable functions such that $\lim_{x \rightarrow \infty} \eta(x) =: \eta \in (0, \infty)$ and $\lim_{x \rightarrow \infty} \theta(x) = 0$. Therefore, by L'Hôpital's rule, $\lim_{x \rightarrow \infty} \log L(x)/\log x = 0$, and (3.17) leads to

$$\lim_{n \rightarrow \infty} \frac{\log \mathbb{E}[\Delta_n(x)]}{\log n} = \xi,$$

which implies that $\mathbb{E}[\Delta_n(x)]$ decays asymptotically linearly on a log-log scale. Thus, Figure 2 would indicate that the power law appears when applying the six RMS algorithms to our TSP instances.

4 Scale-Freeness and Intractability of Large-Scale Optimization

This section, consisting of two subsections, discusses the intractability of large-scale optimization with multi-start methods, based on the power-law formula for the ERG. In Section 4.1, we interpret the power-law formula in terms of the scale-freeness of power laws. That interpretation is very the *curse of scale-freeness*, introduced in Section 1. We also see that

the curse of scale-freeness can appear regardless of the ratio of good solutions generated by the RMS method. In Section 4.2, we first consider how much we need to accelerate an RMS algorithm to overcome the curse of scale-freeness. Based on the consideration, we then discuss the intractability of large-scale combinatorial optimization with multi-start methods, as the curse of scale-freeness.

4.1 What is the Curse of Scale-Freeness?

In this subsection, we first show a mathematical expression of the scale-freeness of ERG $\mathbf{E}[\Delta_n(x)]$, which is a theoretical foundation of the curse of scale-freeness mentioned in Section 1. We then consider the curse of scale-freeness in terms of the good-solution-ratio function. As a result, we can see that the curse of scale-freeness appears despite the decay speed of the good-solution-ratio function.

The simplified power-law formula (3.16) for the ERG is the theoretical foundation of the *curse of scale-freeness*. It follows from (3.16), Definition 2.3, and Proposition 2.4 that

$$\lim_{n \rightarrow \infty} \frac{\mathbf{E}[\Delta_{cn}(x)]}{\mathbf{E}[\Delta_n(x)]} = c^\xi \quad \text{for all } c \in \mathbb{N}. \quad (4.1)$$

The scale-freeness (4.1) of the ERG leads to (1.3), which shows that the *half-life* of the ERG (the number of iterations for reducing the ERG by half) eventually increases linearly with slope ξ as a function of the number n of iterations completed so far. It can be interpreted as a phenomenon “*as trying to get closer to the goal, it is getting further away,*” and is what we express figuratively as the *curse of scale-freeness* in Section 1. We note that the factor ξ reflects the intensity of the *curse of scale-freeness*. More specifically, the factor ξ represents the degree of the intractability of a particular large-scale combinatorial optimization problem when applying a particular RMS algorithm to it. From a different point of view, we can also say that ξ represents the ability of a particular RMS algorithm implemented to find good solutions for a given problem.

We discuss the curse of scale-freeness in terms of the ratio of good solutions possibly generated by an RMS algorithm. To do this, we assume that SEV x^* is finite and then define $r(\varepsilon)$ as

$$r(\varepsilon) = \mathbf{P}\left(\frac{x^* - X}{|x^*|} < \varepsilon\right) = \mathbf{P}(X > x^* - \varepsilon|x^*|), \quad 0 < \varepsilon < 1. \quad (4.2)$$

Since the EOVs $\{X_i\}$ are i.i.d., we can consider $r(\varepsilon)$ the ratio of good solutions with the EOVs below a relative gap ε from SEV x^* . Thus, we refer to $r(\varepsilon)$ as the *good-solution-ratio function*.

The following proposition relates the scale-freeness of the EGR with that of the good-solution-ratio function $r(\varepsilon)$.

Proposition 4.1 *Suppose that $\xi < 0$ (thus $x^* < \infty$) and $\mathbf{E}[|X|] = \int_{-\infty}^{\infty} |x|dF(x) < \infty$. Furthermore, if there exists some $L \in \mathcal{R}_0$ such that $r(\varepsilon) = L(\varepsilon)\varepsilon^{-1/\xi}$, or equivalently,*

$$\lim_{\varepsilon \downarrow 0} \frac{r(c\varepsilon)}{r(\varepsilon)} = c^{-1/\xi}, \quad c > 0, \quad (4.3)$$

then (4.1) holds.

Proof. It suffices to show that (3.9) holds. Using (4.2), we rewrite (4.3) as

$$c^{-1/\xi} = \lim_{\varepsilon \downarrow 0} \frac{\mathbb{P}(X > x^* - c\varepsilon|x^*|)}{\mathbb{P}(X > x^* - \varepsilon|x^*|)} = \lim_{t \downarrow 0} \frac{\mathbb{P}(X > x^* - ct)}{\mathbb{P}(X > x^* - t)}, \quad c > 0,$$

which implies that $F \in \mathcal{D}(G_\xi)$ with $\xi < 0$ (de Haan and Ferreira 2006, Theorem 1.2.1). Therefore, Assumption 1 holds with $\xi < 0$ (due to Proposition 2.1); moreover, the conditions of Proposition 4.1 imply those of Corollary 3.2 and thus (3.9) holds. \square

Proposition 4.1 gives us some understanding of the curse of scale-freeness. Proposition 4.1 shows that the curse of scale-freeness (mathematically, the scale-freeness (4.1) of $\mathbb{E}[\Delta_n(x)]$) follows from the scale-freeness of the good-solution-ratio function $r(\varepsilon)$, or equivalently, from the power-law tail decay of the distribution F of EOVs. Hence, we can say that the curse of scale-freeness arises from the fact that the number of better solutions decreases at a power-law rate, roughly speaking, from that “*even if you find a good solution, many better ones can be still left.*”

We now provide the numerical results that support the above consideration. Figure 3 plots on a log-log scale, the good-solution-ratio function $r(\varepsilon)$ in the same setting as Figure 2. Figure 3 indicates that the good-solution-ratio function $r(\varepsilon)$ is eventually linear and thus can follow a power law. In other word, the good-solution-ratio function $r(\varepsilon)$ can be considered regularly varying. Hence, at least as far as our numerical experiments are concerned, we can say that the consideration based on Proposition 4.1 is reasonable.

The above consideration is based on Proposition 4.1, which does not cover the case where $\xi = 0$; and thus we present another proposition that complements Proposition 4.1.

Proposition 4.2 *If the distribution F of EOVs is given by*

$$F(x) = \mathbb{P}(X \leq x) = 1 - \exp\{-(x^* - x)^{-\alpha}\}, \quad x < x^*, \quad \alpha > 0, \quad (4.4)$$

then $\xi = 0$ (that is, $F \in \mathcal{D}(G_0)$) and the following holds for $x < x^*$:

$$\mathbb{E}[\Delta_n(x)] = \frac{1}{|x^*|(\log n)^{1/\alpha}} \left(1 - \frac{\gamma + o(1)}{\alpha \log n} \right), \quad \text{as } n \rightarrow \infty. \quad (4.5)$$

Proof. First, we prove $\xi = 0$. It follows from (4.4) that

$$\frac{d}{dx} \frac{1 - F(x)}{F'(x)} = \alpha^{-1} \frac{d}{dx} (x^* - x)^{\alpha+1} = -\frac{\alpha+1}{\alpha} (x^* - x)^\alpha,$$

and

$$\lim_{x \uparrow x^*} \frac{d}{dx} \frac{1 - F(x)}{F'(x)} = -\lim_{x \uparrow x^*} \frac{\alpha+1}{\alpha} (x^* - x)^\alpha = 0.$$

Therefore, $\xi = 0$ and $F \in \mathcal{D}(G_0)$ (see de Haan and Ferreira 2006, Theorem 1.1.8).

Next, we prove (4.5). From (2.4) and (4.4), we have

$$U(t) = x^* - (\log t)^{-1/\alpha}. \quad (4.6)$$

From (4.6) and (de Haan and Ferreira, 2006, Remark 1.1.9), we also have

$$a(t) = tU'(t) = \alpha^{-1}(\log t)^{-1-1/\alpha}. \quad (4.7)$$

Applying (3.3) to (3.2), and using (2.10b), (4.6), and (4.7), we obtain

$$\begin{aligned} \mathbb{E}[\Delta_n(x)] &= \frac{x^* - x}{|x^*|} - \frac{1}{|x^*|} (\bar{m}_0 + o(1)) a(n) - \frac{U(n) - x}{|x^*|} \\ &= -\frac{1}{|x^*|} (\gamma + o(1)) a(n) + \frac{x^* - U(n)}{|x^*|} \\ &= \frac{1}{|x^*|(\log n)^{1/\alpha}} \left(1 - \frac{\gamma + o(1)}{\alpha \log n} \right), \quad \text{as } n \rightarrow \infty, \end{aligned}$$

which shows that (4.5) holds for $x < x^*$. \square

Proposition 4.2 implies that just because the ratio of good solutions decreases quickly with relative gap does not mean that closing the gap of the best EOVS (by additional iterations) is not easy. It follows from (4.2) and (4.4) that

$$r(\varepsilon) = \exp \left\{ -(\varepsilon|x^*|)^{-\alpha} \right\}, \quad 0 < \varepsilon < 1.$$

In this case, the good-solution-ratio function $r(\varepsilon)$ decays more slowly than any power-law function. Furthermore, (4.5) shows that the decay of ERG $\mathbb{E}[\Delta_n(x)]$ is dominated by $1/(\log n)^{1/\alpha}$ and thus is extremely slow. This phenomenon can be due to the difficulty of finding a better solution among a small number of good ones scattered over a vast feasible domain.

From the above argument, we can say as follows: regardless of the decay speed of the good-solution-ratio function $r(\varepsilon)$, the curse of scale-freeness—“*as trying to get closer to the goal, it is getting further away*”—appears in large-scale combinatorial optimization by the RMS method; especially, when the good-solution-ratio function $r(\varepsilon)$ decays at a rate faster than any power-law rate, the situation is even worse than the curse of scale-freeness.

4.2 Intractability as the Curse of Scale-Freeness

This subsection discusses the intractability of large-scale combinatorial optimization with multi-start methods, in terms of the curse of scale-freeness. First, we show that overcoming the curse of scale-freeness requires exponentially accelerating the performance of the RMS method. We then observe that even the ILS, a representative of powerful metaheuristics, cannot overcome the curse of scale-freeness, through numerical experiments.

The simplified power-law formula (3.16) implies the difficulty of developing a metaheuristic algorithm to overcome the curse of scale-freeness in large-scale combinatorial optimization. To see this, we replace n in (3.16) with n^β ($\beta > 1$) and e^n : For some $L \in \mathcal{R}_0$,

$$\mathbb{E}[\Delta_{n^\beta}(x)] = L(n^\beta)n^{\beta\xi}, \quad \xi < 0, \quad (4.8)$$

$$\mathbb{E}[\Delta_{e^n}(x)] = L(e^n)e^{\xi n}, \quad \xi < 0. \quad (4.9)$$

Therefore, the scale-freeness appears in the *polynomial* acceleration case (4.8) but does not in the *exponential* acceleration case (4.9). In other words, we cannot overcome the curse of scale-freeness unless we develop an algorithm that accelerates exponentially its performance relative to the RMS method. However, such an exponential acceleration would be difficult to achieve while keeping the cost per iteration under control without an “enough” tractable structure of a problem.

We now take up the ILS to see that overcoming the curse of scale-freeness is not easy. The ILS is one of the representative memory-based metaheuristic algorithms that repeat local search from different initial solutions generated by perturbing the best empirical solution obtained so far. Figures 4–6 plot, on a log-log scale, the evolution of the relative gap of the best EOJ when applying three ILS algorithms to five TSP instances taken from TSPLIB (see Appendix B).

From Figures 4–6, we can observe the feature of the ILS: In the early stage of the search, the relative gap of the best EOJ does not decay much, but in the middle stage, it decays according to the power law, and then the decay rate gradually decreases. This phenomenon can be due to the depth-first-search-like nature of the ILS compared to the RMS method. More specifically, (i) the depth-first-search-like nature of the ILS delays finding a deep and large “valley” where good solutions gather; (ii) after arriving at such a “valley”, the incumbent best solution is updated steadily for a while; (iii) however, the number of good solutions in the deep and large “valley” decreases eventually, and the incumbent best solution is updated less and less.

Finally, we summarize findings from our theoretical and numerical results. Suppose that we have developed a powerful local search method for a large-scale combinatorial optimization problem. Furthermore, suppose there are a huge number of locally optimal solutions that we can obtain by running the local search method from different initial solutions. In that case, we cannot overcome the curse of scale-freeness unless we combine the local search method with an efficient diversification mechanism beyond the RMS method (which randomly checks a locally optimal solution in one run) to exponentially reduce the number of locally optimal solutions to be searched. However, compared with the RMS method, it would be difficult to exponentially accelerate the process of selecting only locally optimal solutions with good quality unless a target problem has extremely tractable features. As shown in Figures 4–6, the ILS does not achieve such exponential acceleration of performance.

5 Concluding Remarks

We have derived the power-law formulas for the expected improvement rate (EIR) and expected relative gap (ERG) of the best empirical objective value (EOJ) generated by the RMS method. Based on the results, we have advocated the curse of scale-freeness, the new insight into the intractability of large-scale combinatorial optimization with multi-start methods. At first glance, this new insight seems to imply that trying to develop better metaheuristics is useless; but this is not the case. As many solver developers have practiced so far, we need to generate the best solution possible in a reasonable computation time. In other words,

we should focus on “when to stop computing” not on “how to close the gap.” Moreover, we have to determine that “when”, considering the cost-benefit trade-off. However, this trade-off problem is not resolved only by measuring the gap from the optimal value. Indeed, as shown in our theoretical and numerical results, despite a small gap between the optimal value and the best EOJ, the computational cost required to close the gap can usually be more than expected. Hence, we can say that the decision of whether or not to stop an algorithm is better made based on the EIR by additional iterations. From this viewpoint, it would be one of the promising future tasks to establish a method for estimating the EIR.

A Proof of Theorem 3.1

This section provides the proof of Theorem 3.1. Section A.1 outlines the proof, which relies on Lemmas A.1 and A.2. These lemmas are proved in Sections A.2 and A.3 separately.

A.1 Outline of the Proof

To prove Theorem 3.1, it suffices to show that

$$\lim_{n \rightarrow \infty} \mathbb{E} \left[\frac{1}{a(n)} \{ (Z_n - x)_+ - (U(n) - x) \} \right] = \overline{m}_\xi, \quad (\text{A.1})$$

To do this, we need the following lemma.

Lemma A.1 *Suppose that Assumption 1 holds and $\xi < 1$. Let S be a nonnegative random variable satisfying (2.8). Let V denote a non-decreasing function such that, for $x \in \mathbb{R}_+$,*

$$V(x) = \left(\frac{1}{-\log F} \right)^\leftarrow(x) = \inf \left\{ y \in \mathbb{R} : \frac{1}{-\log F(y)} \geq x \right\}. \quad (\text{A.2})$$

(i) *We then have*

$$Z_n \stackrel{d}{=} V(nS), \quad n \in \mathbb{N}, \quad (\text{A.3})$$

$$\lim_{t \rightarrow \infty} \frac{V(t) - U(t)}{a(t)} = 0, \quad (\text{A.4})$$

where the symbol $\stackrel{d}{=}$ represents equality in distribution. (ii) *We also have*

$$\lim_{t \rightarrow \infty} \frac{V(tx) - V(t)}{a(t)} = \frac{x^\xi - 1}{\xi}, \quad x > 0. \quad (\text{A.5})$$

Proof. See Appendix A.2. \square

We confirm that (3.3) (and thus Theorem 3.1) follows from

$$\lim_{n \rightarrow \infty} \mathbb{E} \left[\mathbb{1}(Z_n > x) \left(\frac{V(nS) - U(n)}{a(n)} \right) \right] = \overline{m}_\xi. \quad (\text{A.6})$$

Using (A.1) and (A.3), we rewrite the expectation on the left-hand side of (A.1) as

$$\begin{aligned} \mathbb{E} \left[\frac{1}{a(n)} \{(Z_n - x)_+ - (U(n) - x)\} \right] &= \mathbb{E} \left[\mathbb{1}(Z_n > x) \left(\frac{V(nS) - U(n)}{a(n)} \right) \right] \\ &\quad - \mathbb{P}(Z_n \leq x) \frac{U(n) - x}{a(n)}. \end{aligned} \quad (\text{A.7})$$

We then evaluate the asymptotics of the second term of (A.7) as $n \rightarrow \infty$. It follows from Propositions 2.4 and 2.5 that functions a and U are of at most polynomial growth for any $\xi < 1$. Furthermore, (2.2) implies that, for any fixed $x \in \mathbb{R}$, $\mathbb{P}(Z_n \leq x) = [F(x)]^n$ converges to zero exponentially as $n \rightarrow \infty$. As a result, the second term of (A.7) converges to zero as $n \rightarrow \infty$, that is,

$$\lim_{n \rightarrow \infty} \mathbb{P}(Z_n \leq x) \frac{U(n) - x}{a(n)} = 0.$$

Applying this to (A.7) yields

$$\lim_{n \rightarrow \infty} \mathbb{E} \left[\frac{1}{a(n)} \{(Z_n - x)_+ - (U(n) - x)\} \right] = \lim_{n \rightarrow \infty} \mathbb{E} \left[\mathbb{1}(Z_n > x) \left(\frac{V(nS) - U(n)}{a(n)} \right) \right].$$

Consequently, if (A.6) holds, combining it with the above equation leads to (3.3).

Next, we reduce the proof of (A.6) to that of the following:

$$\lim_{n \rightarrow \infty} \mathbb{E} \left[\mathbb{1}(Z_n > x) \left(\frac{V(nS) - U(n)}{a(n)} \right) \right] = \mathbb{E} \left[\lim_{n \rightarrow \infty} \mathbb{1}(Z_n > x) \left(\frac{V(nS) - U(n)}{a(n)} \right) \right]. \quad (\text{A.8})$$

It follows from (A.4) and (A.5) that

$$\frac{V(nS) - U(n)}{a(n)} = \frac{V(nS) - V(n)}{a(n)} + \frac{V(n) - U(n)}{a(n)} \rightarrow \frac{S^\xi - 1}{\xi} \quad \text{as } n \rightarrow \infty.$$

In addition, $\lim_{n \rightarrow \infty} \mathbb{1}(Z_n > x) = 1$ w.p.1 for any fixed $x \in \mathbb{R}$. Combining these results with (2.10) leads to the following: For any fixed $x \in \mathbb{R}$,

$$\mathbb{E} \left[\lim_{n \rightarrow \infty} \mathbb{1}(Z_n > x) \left(\frac{V(nS) - U(n)}{a(n)} \right) \right] = \mathbb{E} \left[\frac{S^\xi - 1}{\xi} \right] = \bar{m}_\xi. \quad (\text{A.9})$$

Equation (A.9) shows that if (A.8) holds, then we have (A.6).

We have reduced the proof of Theorem 3.1 to that of (A.8); to prove (A.8), we need Lemma A.2 in addition to Lemma A.1.

Lemma A.2 *Suppose that Assumption 1 holds, and let a_0 denote a function on \mathbb{R}_+ such that*

$$a_0(t) = \begin{cases} \xi V(t), & \text{if } \xi > 0, \\ -\xi(V(\infty) - V(t)), & \text{if } \xi < 0, \\ V(t) - t^{-1} \int_0^t V(s) ds, & \text{if } \xi = 0, \end{cases} \quad (\text{A.10})$$

where $V(\infty) := \lim_{t \rightarrow \infty} V(t) < \infty$ if $\xi < 0$. We then have

$$\lim_{t \rightarrow \infty} \frac{a_0(t)}{a(t)} = 1, \quad (\text{A.11})$$

which implies that $a_0 \in \mathcal{R}_\xi$ (due to $a \in \mathcal{R}_\xi$; see Proposition 2.5 (i)).

Proof. See Appendix A.3. \square

Remark A.3 Equation (A.4) shows that $V(t) = U(t) + o(a(t))$ as $t \rightarrow \infty$, where $o(\cdot)$ denotes Landau's little- o notation. Furthermore, as mentioned above, functions a and U are of at most polynomial growth regardless of the value of $\xi \in \mathbb{R}$. Therefore, so is V .

With Lemma A.2, we confirm that (A.8) holds if

$$\sup_{t \geq t_1} \mathbb{E} \left[\left| \frac{V(tS) - V(t)}{a_0(t)} \right| \right] < \infty \text{ for some } t_1 > 0. \quad (\text{A.12})$$

The expectation on the left-hand side of (A.8) is bounded from above as follows:

$$\begin{aligned} \mathbb{E} \left[\left| \mathbb{1}(Z_n > x) \frac{V(nS) - U(n)}{a(n)} \right| \right] &\leq \mathbb{E} \left[\left| \frac{V(nS) - U(n)}{a(n)} \right| \right] \\ &\leq \frac{a_0(n)}{a(n)} \mathbb{E} \left[\left| \frac{V(nS) - V(n)}{a_0(n)} \right| \right] + \left| \frac{V(n) - U(n)}{a(n)} \right|. \end{aligned}$$

On the right-hand side of this inequality,

$$\frac{|V(n) - U(n)|}{a(n)} \quad \text{and} \quad \frac{a_0(n)}{a(n)}$$

are bounded over $n \in \mathbb{Z}_+$ due to (A.4) and (A.11). Therefore, if (A.12) holds, then the dominated convergence yields (A.8).

In what follows, we prove (A.12), which completes the proof of Theorem 3.1. Thanks to Assumption 1, (A.5), and (de Haan and Ferreira, 2006, Theorem B.2.18), we can fix $\varepsilon > 0$, $\delta \in (0, 1 - \xi)$, and $t_0 := t_0(\varepsilon, \delta) > 0$ such that

$$\left| \frac{V(tx) - V(t)}{a_0(t)} - \frac{x^\xi - 1}{\xi} \right| \leq \varepsilon x^\xi \max(x^\delta, x^{-\delta}), \quad (\text{A.13})$$

for all $t \geq t_0$, $tx \geq t_0$, and $x > 0$. For $t \geq t_1 := \max(t_0, 1)$, we then divide the expectation in (A.12) into two cases $tS \geq t_1$ and $0 \leq tS < t_1$:

$$\begin{aligned} \mathbb{E} \left[\left| \frac{V(tS) - V(t)}{a_0(t)} \right| \right] &= \mathbb{E} \left[\left| \frac{V(tS) - V(t)}{a_0(t)} \right| \mathbb{1}(tS \geq t_1) \right] \\ &\quad + \mathbb{E} \left[\left| \frac{V(tS) - V(t)}{a_0(t)} \right| \mathbb{1}(0 \leq tS < t_1) \right]. \end{aligned} \quad (\text{A.14})$$

From (2.8), we also have

$$\frac{d}{dx} \mathbb{P}(S \leq x) = x^{-2} e^{-1/x}, \quad x > 0. \quad (\text{A.15})$$

Applying (A.13) to the first term of (A.14) and using (A.15) and (2.9), we obtain

$$\begin{aligned} \mathbb{E} \left[\left| \frac{V(tS) - V(t)}{a_0(t)} \right| \mathbb{1}(tS \geq t_1) \right] &\leq \mathbb{E} \left[\left| \frac{S^\xi - 1}{\xi} \right| \right] + \varepsilon \mathbb{E} [S^\xi \max(S^\delta, S^{-\delta})] \\ &= \int_{-\infty}^{\infty} |x| dG_\xi(x) + \varepsilon \int_0^{\infty} \max(x^{\xi+\delta}, x^{\xi-\delta}) x^{-2} e^{-1/x} dx, \end{aligned}$$

where the right-hand side is finite because of $\xi < 1$ and $\delta \in (0, 1 - \xi)$.

To prove (A.12), it remains to show the second term of (A.14) is bounded for all $t \geq t_1$. For $t \geq t_1$, we rewrite the second term of (A.14) as

$$\begin{aligned} &\mathbb{E} \left[\left| \frac{V(tS) - V(t)}{a_0(t)} \right| \mathbb{1}(0 \leq tS < t_1) \right] \\ &\leq \mathbb{E} \left[\frac{|V(tS)| + |V(t)|}{|a_0(t)|} \mathbb{1}(0 \leq tS < t_1) \right] \\ &\leq \frac{1}{|a_0(t)|} \int_0^{t_1} |V(x)| d\mathbb{P}(tS \leq x) + \frac{|V(t)|}{|a_0(t)|} \mathbb{P}(0 \leq S < t_1/t) \\ &=: I_1(t) + I_2(t), \end{aligned}$$

where $I_1(t)$ and $I_2(t)$ are the first and second terms. Equation (2.8) yields

$$I_2(t) = \frac{|V(t)|}{|a_0(t)|} e^{-t/t_1}, \quad t \geq t_1,$$

which is bounded for all $t \geq t_1$ because functions a_0 and V are of at most polynomial (see Lemma A.2 and Remark A.3). To complete the proof, we evaluate $I_1(x)$. It follows from (2.8) that, for $t \geq t_1$,

$$\frac{d}{dx} \mathbb{P}(tS \leq x) = \frac{d}{dx} (e^{-t/x}) = \frac{t}{x^2} e^{-t/x} = t e^{-(t-1)/x} \cdot \frac{1}{x^2} e^{-1/x} = t e^{-(t-1)/x} \cdot \frac{d}{dx} e^{-1/x},$$

which yields

$$I_1(t) = \frac{1}{|a_0(t)|} \int_0^{t_1} |V(x)| t e^{-(t-1)/x} d(e^{-1/x}), \quad t \geq t_1. \quad (\text{A.16})$$

Recall here that $t_1 = \max(t_0, 1) \geq 1$ and thus

$$t e^{-(t-1)/x} \leq t e^{-(t-1)/t_1}, \quad t \geq t_1 \geq 1, \quad 0 < x \leq t_1.$$

Substituting this into (A.16), we have

$$I_1(t) \leq \frac{t e^{-(t-1)/t_1}}{|a_0(t)|} \int_0^{t_1} |V(x)| d(e^{-1/x}) = \frac{t e^{-(t-1)/t_1}}{|a_0(t)|} \int_0^T \left| V \left(\frac{-1}{\log z} \right) \right| dz, \quad (\text{A.17})$$

where $T = \exp\{-1/t_1\} \in (0, 1)$. From (A.2), we also have

$$V \left(\frac{-1}{\log z} \right) = \inf \{ y \in \mathbb{R} : F(y) \geq z \} = F^{\leftarrow}(z),$$

which leads to

$$\begin{aligned} \int_0^T \left| V\left(\frac{-1}{\log z}\right) \right| dz &\leq \int_0^1 |F^{\leftarrow}(z)| dz = \int_0^\infty (1 - F(y)) dy + \int_{-\infty}^0 F(y) dy \\ &= \mathbf{E}[\max(X, 0)] + \mathbf{E}[\max(-X, 0)] = \mathbf{E}[|X|]. \end{aligned}$$

Applying this to (A.17) yields

$$I_1(t) \leq \frac{te^{-(t-1)/t_1}}{|a_0(t)|} \mathbf{E}[|X|],$$

which is bounded for all $t \geq t_1 = \max(t_0, 1)$. As a result, (A.14) is bounded for all $t \geq t_1$, which implies (A.12). Theorem 3.1 has been proved. \square

A.2 Proof of Lemma A.1

First, we prove (A.3). Equation (A.2) yields

$$V(nx) = \inf \left\{ y \in \mathbb{R} : \frac{1}{-\log F(y)} \geq nx \right\}, \quad n \in \mathbb{N}, \quad x > 0,$$

and thus, for all $n \in \mathbb{N}$ and $y \in \mathbb{R}$,

$$V(nS) \leq y \iff \frac{1}{-\log F(y)} \geq nS \iff S \leq \frac{1}{-n \log F(y)}.$$

Therefore, it follows from (2.2) and (2.8) that, for all $n \in \mathbb{N}$ and $y \in \mathbb{R}$,

$$\mathbf{P}(V(nS) \leq y) = \mathbf{P}\left(S \leq \frac{1}{-n \log F(y)}\right) = \exp\{n \log F(y)\} = [F(y)]^n = \mathbf{P}(Z_n \leq y),$$

which implies that (A.3) holds.

Next, we prove (A.4). Let \tilde{U} denote a function on $[1, \infty)$ such that

$$\tilde{U}(t) = \left(\frac{1}{1 - \tilde{F}}\right)^{\leftarrow}(t), \quad t \geq 1, \tag{A.18}$$

where \tilde{F} denotes a distribution function such that

$$\tilde{F}(x) = \begin{cases} 0, & x < F^{\leftarrow}(e^{-1}), \\ 1 + \log F(x), & x \geq F^{\leftarrow}(e^{-1}). \end{cases} \tag{A.19}$$

Equation (A.19) yields

$$\frac{1}{1 - \tilde{F}(x)} = \frac{1}{-\log F(x)}, \quad x \geq F^{\leftarrow}(e^{-1}).$$

It thus follows from (A.2) and (A.18) that

$$\tilde{U}(t) = V(t), \quad t \geq \frac{-1}{F(F^{\leftarrow}(e^{-1}))} \geq 1. \tag{A.20}$$

Note here that $F \in \mathcal{D}(G_\xi)$ (due to Assumption 1). Note also that F and \tilde{F} have the common the right endpoint x^* and

$$\lim_{x \uparrow x^*} \frac{1 - \tilde{F}(x)}{1 - F(x)} = \lim_{x \uparrow x^*} \frac{-\log F(x)}{1 - F(x)} = \lim_{y \uparrow 1} \frac{-\log y}{1 - y} = 1.$$

In addition, $U = (1/(1-F))^\leftarrow$ and $\tilde{U} = (1/(1-\tilde{F}))^\leftarrow$. As a result, the pair (F, \tilde{F}) corresponds to the pair (F_1, F_2) of (de Haan and Ferreira, 2006, Lemma 1.2.12) and thus

$$\lim_{t \rightarrow \infty} \frac{\tilde{U}(t) - U(t)}{a(t)} = 0.$$

Combining this and (A.20) leads to (A.4).

Finally, the proof of (A.5) is as follows: Combining (A.4), (2.6), and Proposition 2.5 (i) yields

$$\begin{aligned} \lim_{t \rightarrow \infty} \frac{V(tx) - V(t)}{a(t)} &= \lim_{t \rightarrow \infty} \frac{V(tx) - U(tx)}{a(tx)} \frac{a(tx)}{a(t)} + \lim_{t \rightarrow \infty} \frac{U(tx) - U(t)}{a(t)} + \lim_{t \rightarrow \infty} \frac{U(t) - V(t)}{a(t)} \\ &= 0 \cdot x^\xi + \frac{x^\xi - 1}{\xi} + 0 = \frac{x^\xi - 1}{\xi}, \quad x > 0, \end{aligned}$$

which shows that (A.5) holds. \square

A.3 Proof of Lemma A.2

We first consider the case where $\xi \neq 0$. It follows from (A.5) and (de Haan and Ferreira, 2006, Theorem B.2.2) that

$$\lim_{t \rightarrow \infty} \frac{V(t)}{a(t)} = \frac{1}{\xi}, \quad \text{if } \xi > 0, \quad (\text{A.21a})$$

$$V(\infty) = \lim_{t \rightarrow \infty} V(t) < \infty, \quad \lim_{t \rightarrow \infty} \frac{V(\infty) - V(t)}{a(t)} = \frac{-1}{\xi}, \quad \text{if } \xi < 0. \quad (\text{A.21b})$$

Equations (A.21) and (A.10) imply that (A.11) holds for $\xi \neq 0$.

Next, we consider the case where $\xi = 0$. In this case, (A.5) is reduced to

$$\lim_{t \rightarrow \infty} \frac{V(tx) - V(t)}{a(t)} = \log x, \quad x > 0, \quad (\text{A.22})$$

which implies that V belongs to class II (see de Haan and Ferreira 2006, Definition B.2.4). Therefore, (de Haan and Ferreira, 2006, Theorem B.2.12) yields

$$\log x = \lim_{t \rightarrow \infty} \frac{V(tx) - V(t)}{V(t) - t^{-1} \int_0^t V(s) ds} = \lim_{t \rightarrow \infty} \frac{V(tx) - V(t)}{a_0(t)}, \quad (\text{A.23})$$

where the second equality is due to (A.10) with $\xi = 0$. Equations (A.22) and (A.23) imply that (A.11) holds for $\xi = 0$. \square

B Setup of Numerical Experiments

In this section, we explain our setup of numerical experiments to observe that the power law appears when improving the best EOJ. We first introduce our TSP instances and several RMS and ILS algorithms for numerical experiments. TSP is the most representative combinatorial optimization problem in the literature and a wide variety of exact, approximation, and heuristic algorithms have been developed in the last few decades (Lawler et al. 1985; Applegate et al. 2007). We employ Concorde TSP solver (Applegate et al. 2003a) for numerical experiments, which is a software package including an efficient branch-and-cut algorithm and several heuristic algorithms for TSP.

B.1 TSP Instances

We generate 100 random TSP instances in the following manner. Each instance consists of 1000 cities whose two-dimensional coordinates $(x^{(1)}, x^{(2)})$ are random integers chosen from $[0, 10^5 - 1]$ uniformly. The travel cost $c_{i,j}$ between cities i and j , whose coordinates are $(x_i^{(1)}, x_i^{(2)})$ and $(x_j^{(1)}, x_j^{(2)})$, respectively, is defined as

$$c_{i,j} = \left\lfloor \sqrt{\left(x_i^{(1)} - x_j^{(1)}\right)^2 + \left(x_i^{(2)} - x_j^{(2)}\right)^2} + 0.5 \right\rfloor,$$

where $\lfloor \cdot \rfloor$ is the floor function. We obtain the optimal values of our every 100 instances by the branch-and-cut algorithm of Concorde TSP Solver.

Additionally, we take the five TSP instances, `brd14051`, `d15112`, `d18512`, `r111849`, and `usa13509`, from TSPLIB (Reinelt 1991), which is a well-known and widely used benchmark set of TSP instances. The five instances have more than 10000 cities, and their optimal values have already known. By definition, TSP is a minimization problem, whereas EVT (our mathematical tool) handles maximum value data. Thus, we multiple by -1 the objective function of TSP to fit it to our framework of EVT.

B.2 Algorithms

This subsection describes our RMS and ILS algorithms applied to the TSP instances introduced in the previous subsection. We implement, by modifying heuristic algorithms included in Concorde TSP Solver, the RMS and ILS algorithms, which are the combinations of the three initial solution generators and the two local searches (see Table 1). In the following, we explain the initial solution generators and local searches (for details, see e.g., Johnson and McGeoch 2003).

The three initial solution generators are (i) the random (RA) algorithm, (ii) the nearest neighbor (NN) algorithm, and (iii) the greedy (GR) algorithm. The RA and NN algorithms are provided originally by Concorde TSP Solver, while we modify the GR algorithm to introduce a random fashion. The features of the three are as follows:

Table 1: The variations of RMS and ILS algorithms for numerical experiments

	Construction heuristics	Local search
RA + 3-opt	RAndom	3-opt
NN + 3-opt	randomized Nearest Neighbor	3-opt
GR + 3-opt	randomized GReedy	3-opt
RA + LK	RAndom	Lin-Kernighan
NN + LK	randomized Nearest Neighbor	Lin-Kernighan
GR + LK	randomized GReedy	Lin-Kernighan

- (i) Our RA algorithm generates an initial solution by visiting every city once in random order.
- (ii) Our NN algorithm starts from a randomly selected city and repeats to move from the current city to a randomly chosen one of the three nearest cities among those not visited yet.
- (iii) Our GR algorithm starts with the shortest edge, and the algorithm repeats to add a randomly selected one of the three shortest-remaining edges to the current path not to generate subtours and vertices with three degrees.

The two local searches are (i) the 3-opt algorithm and (ii) the Lin-Kernighan (LK) algorithm. To describe them, we define the k -exchange neighborhood as the set of tours obtainable by replacing k edges of the current tour with other k edges, where $k \geq 2$ is a positive integer. The features of the two are as follows:

- (i) The 3-opt algorithm is a local search based on the 3-exchange neighborhood.
- (ii) The Lin-Kernighan (LK) algorithm is a variant of the variable depth search (or the ejection chain) that applies a well-chosen sequence of 2-exchanges, where the sequence length is dynamically decided based on the gain (Lin and Kernighan 1973; Helsgaun 2009).

Remark B.1 Every time arriving at a locally optimal solution, each RMS algorithm restarts the local search with an initial solution generated from scratch; each ILS algorithm does this by perturbing the incumbent best empirical solution with random-walk kicks (Applegate et al. 2003b).

B.3 How to Run RMS and ILS Algorithms

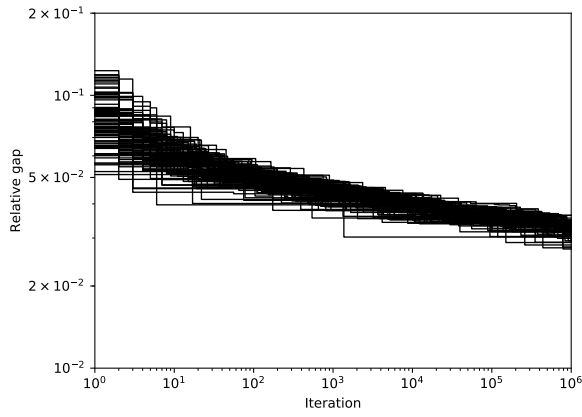
We have run our RMS and ILS algorithms by setting the arguments of Concorde TSP Solver. We first test the six algorithms of the RMS (see Table 1) for 100 random TSP instances, where each algorithm runs only once for each instance. We then run the RA + LK, NN +

LK, and GR + LK algorithms of the RMS and ILS, respectively, based on the Lin-Kernighan algorithm for the five TSP instances taken from TSPLIB, where each algorithm runs 100 times for each instance and the runs use their respective unique seeds.

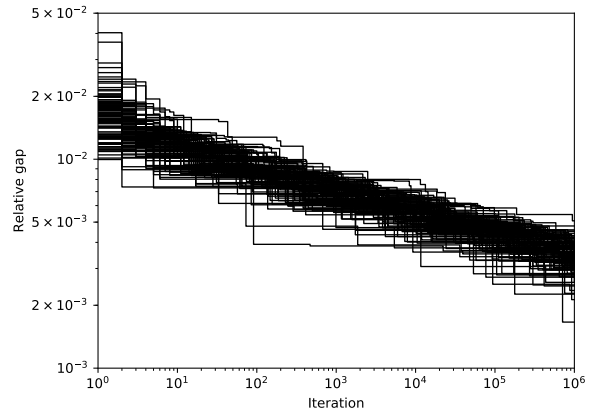
References

- Applegate, D., Bixby, R. E., Chvátal, V., Cook, W. J., 2003a. Concorde TSP solver.
URL <https://www.math.uwaterloo.ca/tsp/concorde/index.html>
- Applegate, D., Cook, W., Rohe, A., 2003b. Chained Lin-Kernighan for large traveling salesman problems. *INFORMS Journal on Computing* 15 (1), 82–92.
- Applegate, D. L., Bixby, R. E., Chvátal, V., Cook, W. J., 2007. *The Traveling Salesman Problem: A Computational Study*. Princeton University Press, New Jersey.
- Bingham, N. H., Goldie, C. M., Teugels, J. L., 1989. *Regular Variation*, Paperback Edition. Cambridge University Press, Cambridge.
- de Haan, L., Ferreira, A., 2006. *Extreme Value Theory: An Introduction*. Springer, New York.
- Embrechts, P., Klüppelberg, C., Mikosch, T., 1997. *Modelling Extremal Events for Insurance and Finance*. Springer, Berlin.
- Fisher, M. L., Northup, W. D., Shapiro, J. F., 1975. Using duality to solve discrete optimization problems: Theory and computational experience. *Mathematical Programming Study* 3, 56–94.
- Giddings, A. P., Rardin, R. L., Uzsoy, R., 2014. Statistical optimum estimation techniques for combinatorial optimization problems: a review and critique. *Journal of Heuristics* 20 (3), 329–358.
- Golden, B. L., 1977. A statistical approach to the TSP. *Networks* 7 (3), 209–225.
- Golden, B. L., 1978. Point estimation of a global optimum for large combinatorial problems. *Communications in Statistics - Simulation and Computation* 7 (4), 361–367.
- Golden, B. L., Alt, F. B., 1979. Interval estimation of a global optimum for large combinatorial problems. *Naval Research Logistics Quarterly* 26 (1), 69–77.
- Hansen, P., Mladenović, N., 2001. Variable neighborhood search: Principles and applications. *European Journal of Operational Research* 130, 449–467.
- Held, M., Karp, R. M., 1970. The traveling-salesman problem and minimum spanning trees. *Operations Research* 18 (6), 1138–1162.
- Helsgaun, K., 2009. General k -opt submoves for the Lin-Kernighan TSP heuristic. *Mathematical Programming Computation* 1, 119–163.

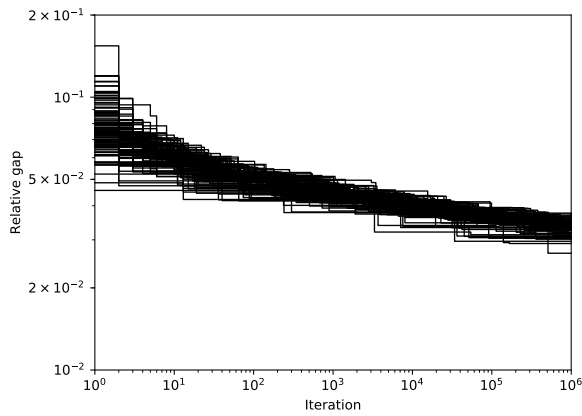
- Johnson, D. S., McGeoch, L. A., 2003. The traveling salesman problem: a case study. In: Aarts, E., Lenstra, J. K. (Eds.), *Local Search in Combinatorial Optimization*. Princeton University Press, New Jersey, Ch. 8, pp. 215–310.
- Lawler, E. L., Lenstra, J. K., Rinnooy Kan, A. H. G., Shmoys, D. B. (Eds.), 1985. *The Traveling Salesman Problem: A Guided Tour of Combinatorial Optimization*. Wiley, Chichester.
- Lin, S., Kernighan, B. W., 1973. An effective heuristic algorithm for the traveling-salesman problem. *Operations Research* 21 (2), 498–516.
- Lourenço, H. R., Martin, O. C., Stützle, T., 2019. Iterated local search: Framework and applications. In: Gendreau, M., Potvin, J. Y. (Eds.), *Handbook of Metaheuristics* (3rd edition). Springer Nature, Switzerland, Ch. 5, pp. 129–168.
- Martí, R., Lozano, J. A., Mendiburu, A., Hernando, L., 2018. Multi-start methods. In: Martí, R., Pardalos, P. M., Resende, M. G. C. (Eds.), *Handbook of Heuristics*. Springer Nature, Switzerland, Ch. 6, pp. 155–175.
- Martí, R., Resende, M. G. C., Ribeiro, C. C., 2013. Multi-start methods for combinatorial optimization. *European Journal of Operational Research* 226 (1), 1–8.
- Neri, F., Cotta, C., Moscato, P. (Eds.), 2012. *Handbook of Memetic Algorithms*. Springer, Berlin.
- Reinelt, G., 1991. TSPLIB—A traveling salesman problem library. *ORSA Journal on Computing* 3 (4), 376–384.
URL <http://comopt.ifl.uni-heidelberg.de/software/TSPLIB95>
- Resende, M. G. C., Ribeiro, C. C., 2016. *Optimization by GRASP: Greedy Randomized Adaptive Search Procedures*. Springer, Berlin.



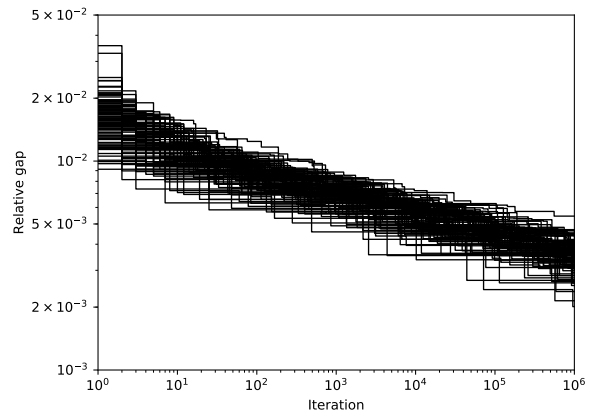
(a) RA + 3-opt



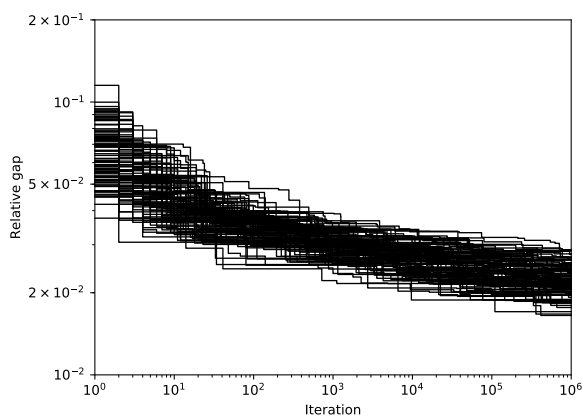
(b) RA + LK



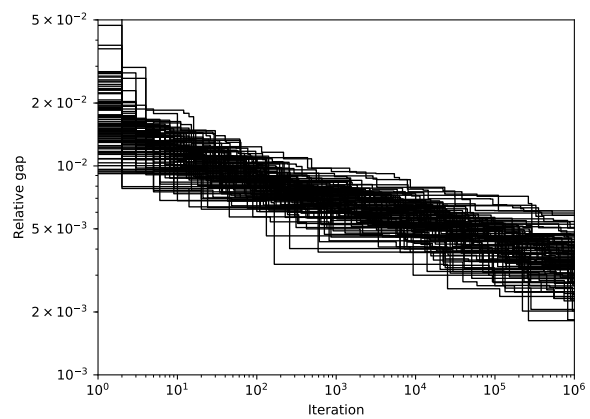
(c) NN + 3-opt



(d) NN + LK

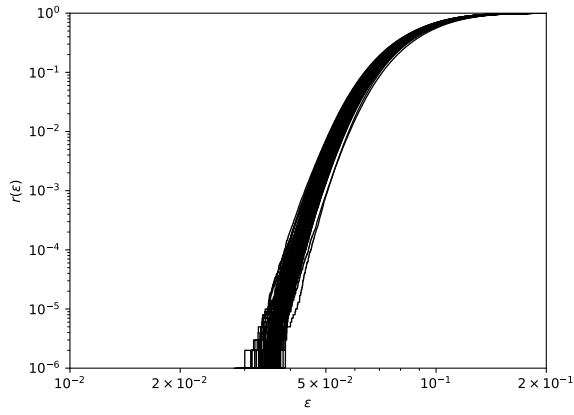


(e) GR + 3-opt

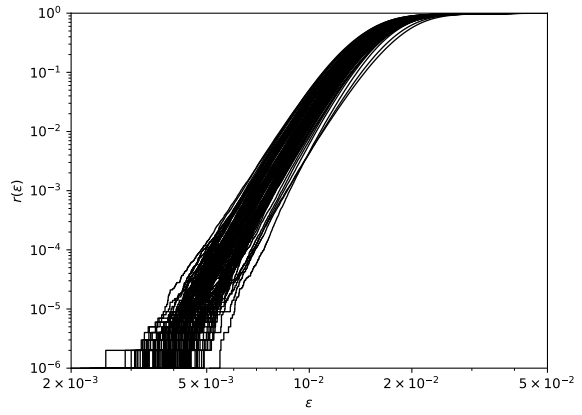


(f) GR + LK

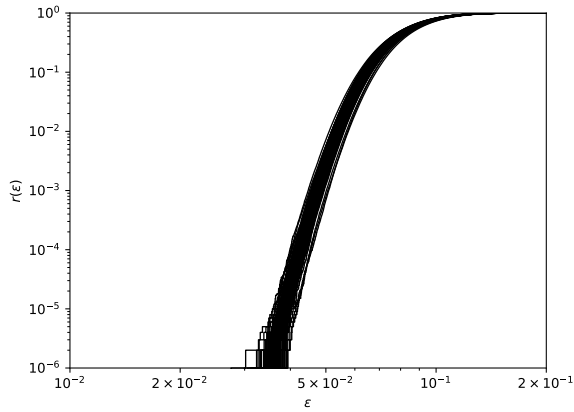
Figure 2: Evolution of the relative gap of the best EOVS when applying the six RMS algorithms to 100 random TSP instances in Table 1



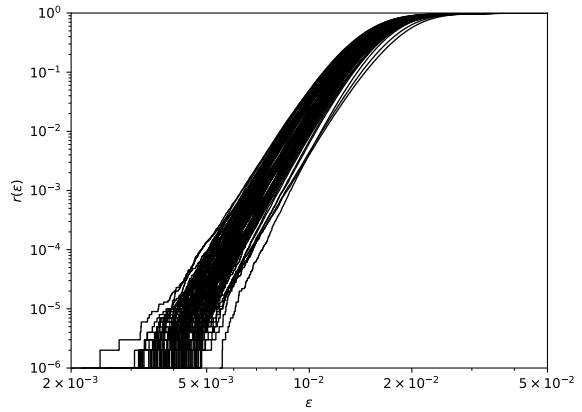
(a) RA + 3-opt



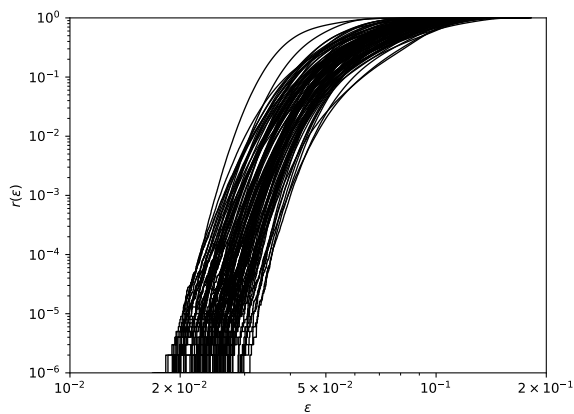
(b) RA + LK



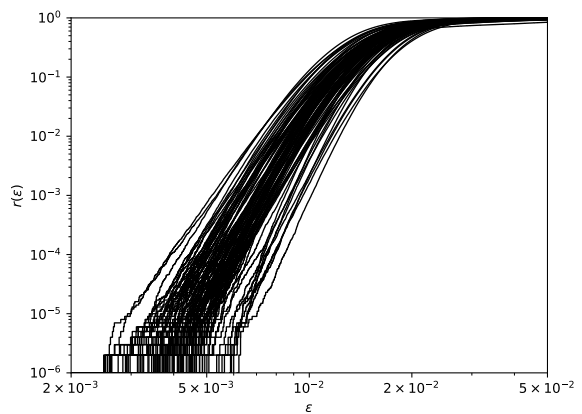
(c) NN + 3-opt



(d) NN + LK



(e) GR + 3-opt



(f) GR + LK

Figure 3: The good-solution-ratio function $r(\varepsilon)$ when applying the six RMS algorithms to 100 random TSP instances in Table 1

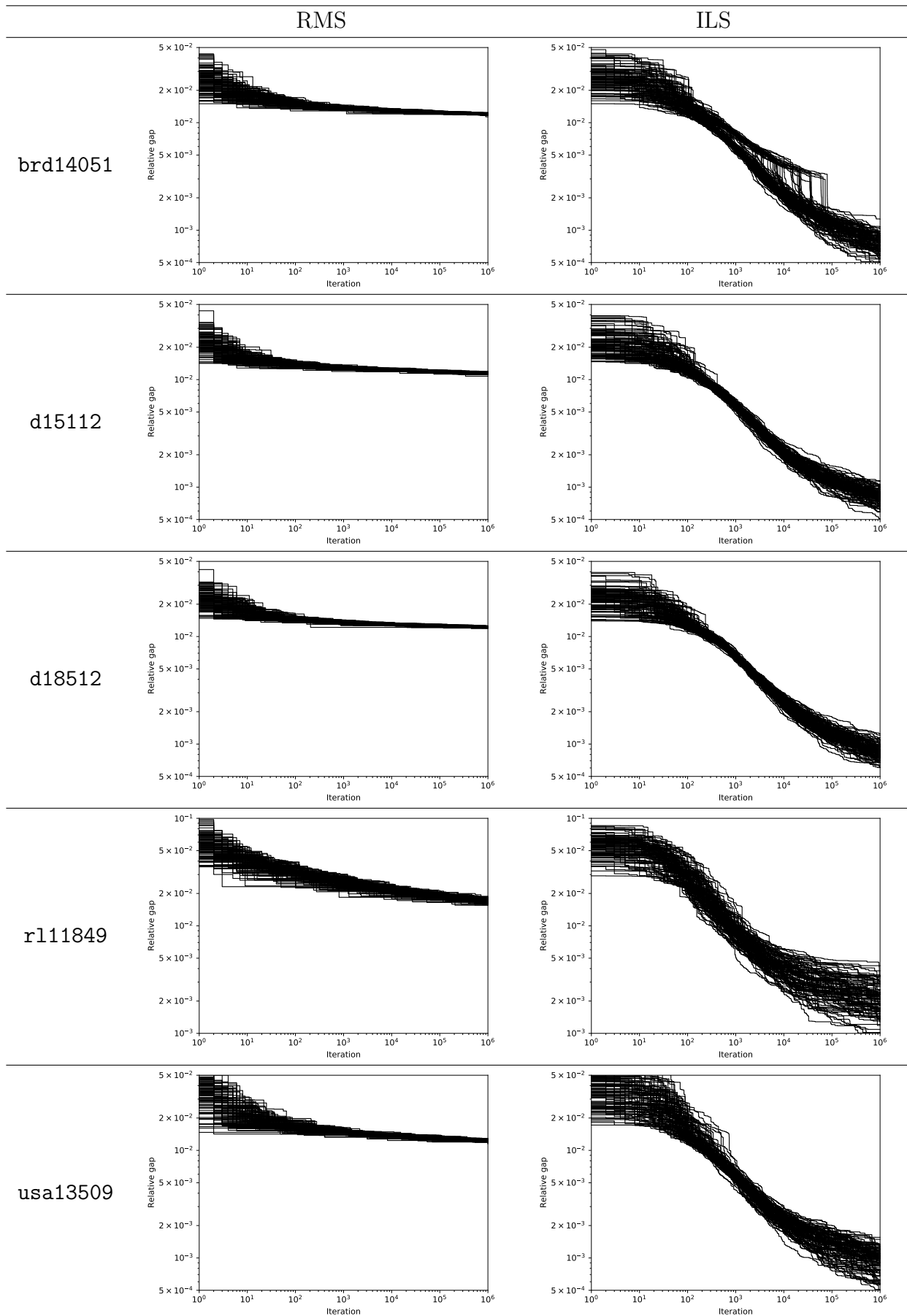


Figure 4: Evolution of the relative gap of the best EOJ when applying RMS (RA+LK) and ILS algorithms to five TSPLIB instances

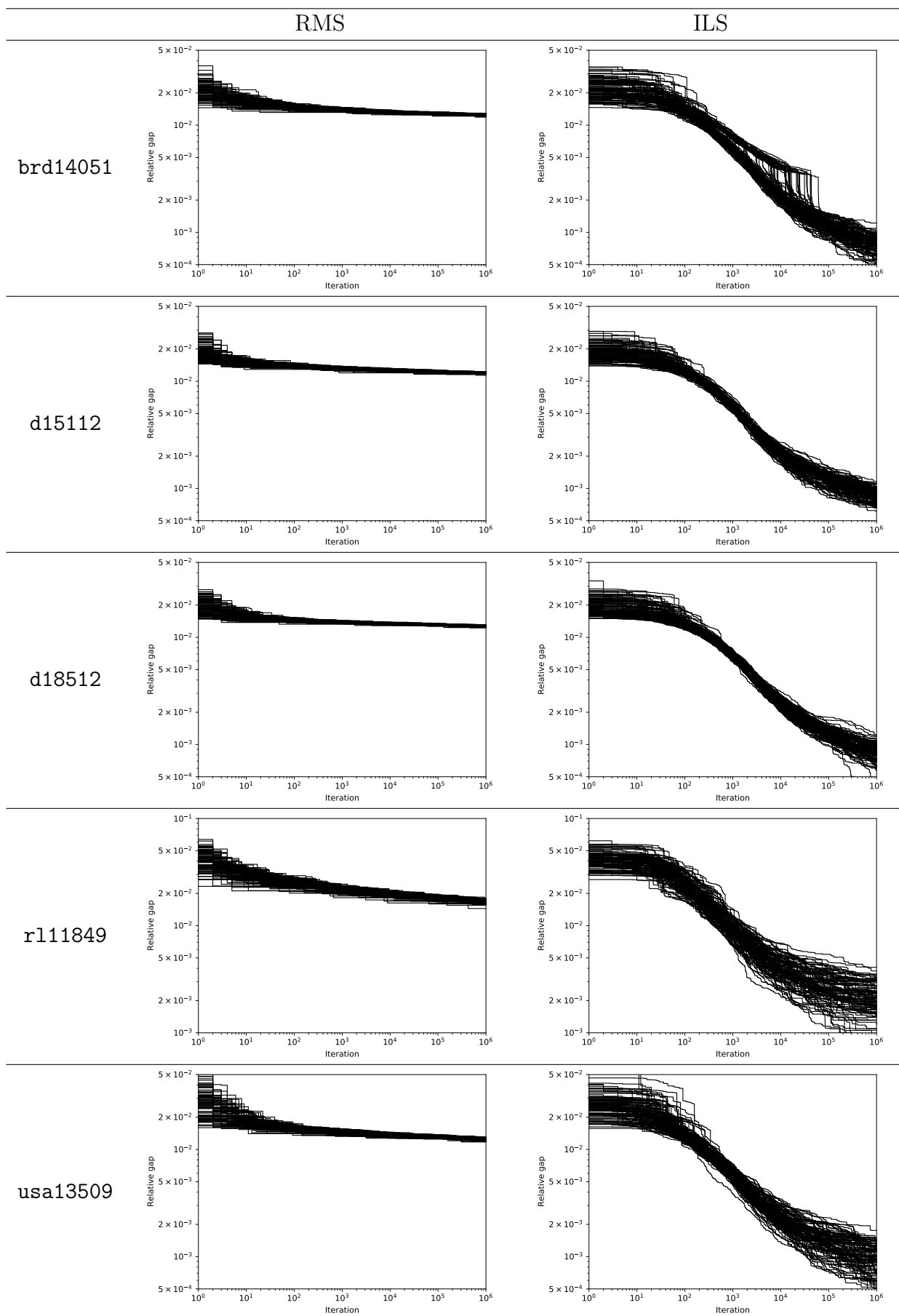


Figure 5: Evolution of the relative gap of the best EOVS when applying RMS (NN+LK) and ILS algorithms to five TSPLIB instances

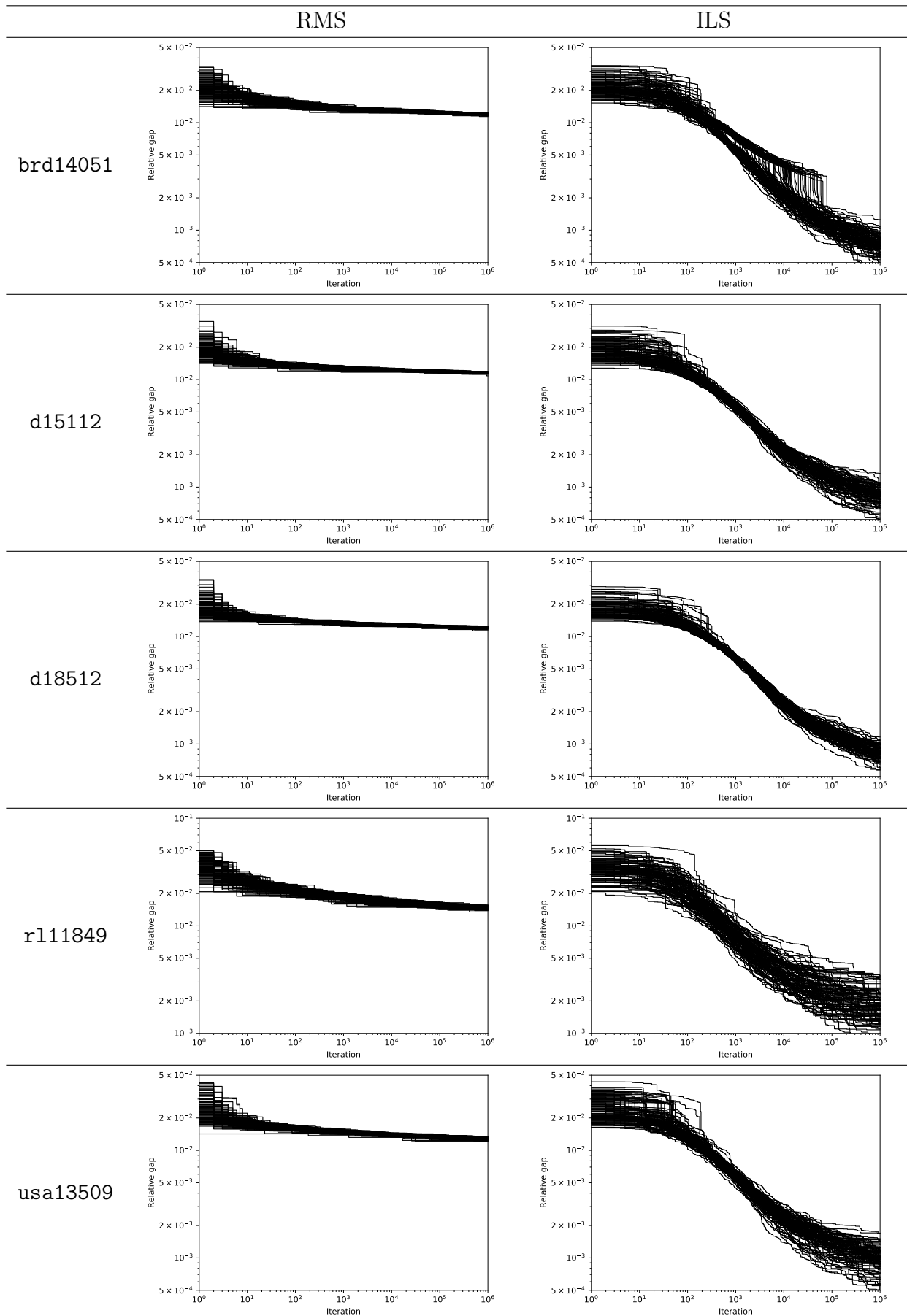


Figure 6: Evolution of the relative gap of the best EOJ when applying RMS (GR+LK) and ILS algorithms to five TSPLIB instances