

Unsupervised Audio-Visual Lecture Segmentation

Darshan Singh S* Anchit Gupta* C. V. Jawahar Makarand Tapaswi
CVIT, IIT Hyderabad

<https://cvit.iit.ac.in/research/projects/cvit-projects/avlectures>

Abstract

Over the last decade, online lecture videos have become increasingly popular and have experienced a meteoric rise during the pandemic. However, video-language research has primarily focused on instructional videos or movies, and tools to help students navigate the growing online lectures are lacking. Our first contribution is to facilitate research in the educational domain by introducing AVLectures, a large-scale dataset consisting of 86 courses with over 2,350 lectures covering various STEM subjects. Each course contains video lectures, transcripts, OCR outputs for lecture frames, and optionally lecture notes, slides, assignments, and related educational content that can inspire a variety of tasks. Our second contribution is introducing video lecture segmentation that splits lectures into bite-sized topics. Lecture clip representations leverage visual, textual, and OCR cues and are trained on a pretext self-supervised task of matching the narration with the temporally aligned visual content. We formulate lecture segmentation as an unsupervised task and use these representations to generate segments using a temporally consistent 1-nearest neighbor algorithm, TW-FINCH [45]. We evaluate our method on 15 courses and compare it against various visual and textual baselines, outperforming all of them. Our comprehensive ablation studies also identify the key factors driving the success of our approach.

1. Introduction

The last decade has seen a significant increase in online lectures in the form of Massive Open Online Courses (MOOCs) through platforms such as Coursera or EdX. Many high-quality recorded lectures are also published online, e.g., MIT through MIT OpenCourseWare (OCW)¹, top Indian universities through NPTEL², and several professors that make their lectures publicly available³. This increase

in online content is considered one of the biggest turning points in the history of education as anybody can learn any topic from the world’s leading teachers from the comfort of their home [3, 22]. As the world moved to an online mode during the pandemic, there is absolutely no doubt that such online lecture content creation will only increase.

Creating an online course requires tremendous effort from the instructor and teaching assistants. Apart from designing and preparing the content itself, the mode of presentation poses challenges including segmenting the large videos into smaller topics to enhance the learning experience, adding quiz-like questions during the lecture to retain the student’s engagement, summarizing the lecture at the end, etc. These tasks require carefully combing through the lecture several times, a time-consuming and error-prone process. Our goal is to encourage the community to address these tasks automatically or at least provide automatic recommendations for a human-in-the-loop system as they have the potential to reduce instructor’s efforts, giving them more time and energy to improve the lecture content.

To build such solutions, machine understanding of audio-visual (AV) lectures is crucial. However, currently, there are no large-scale datasets of audio-visual lectures⁴. Our first contribution is AVLectures, a large-scale dataset to facilitate research in automatic understanding of lecture videos (see Sec. 3 for details and statistics). By releasing AVLectures, we wish to ignite research in the largely overlooked applications in education to help manage the fast-growing online lecture content.

Our second contribution is the formulation and benchmarking of the *lecture segmentation* task, where, given a long video lecture, our goal is to temporally segment it into smaller bite-sized topics. Lecture segmentation can be more challenging than scene segmentation in movies [42] or cooking videos [28] as the differences across segments are subtle, in both the visual and transcribed narrations. For example, Fig. 1 shows a professor teaching on the blackboard and walking along the podium. A model trained on movies or instructional videos may find it hard to segment the lec-

* indicates equal first author contribution

¹MIT-OCW - <https://ocw.mit.edu/>

²NPTEL - <https://nptel.ac.in/>

³e.g. *Statistics 110* or *Stanford’s CS231n*.

⁴Despite educational videos being the fourth most consumed content on the Internet according to [this survey](#), just behind “How-to” videos.

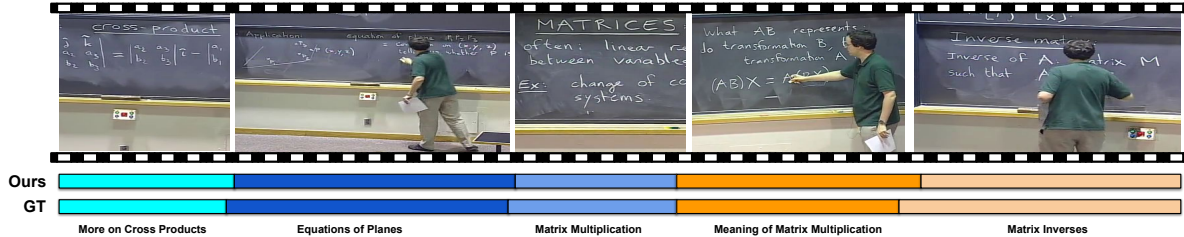


Figure 1: We address the task of lecture segmentation in an unsupervised manner. We show an example of a lecture segmented using our method. Our method predicts segments close to the ground-truth. Note that our method *does not predict the segment labels*, they are only shown so that the reader can appreciate the different topics.

ture as the objects or actions in the video do not change significantly. Across segments, the visual boundaries are subtle changes such as clearing the board, while the narration may see a shift in the overall topic of discussion.

We propose lecture segmentation as an unsupervised task that leverages visual, textual, and OCR cues from the audio-visual lecture. We first split the lecture into small clips and extract each clip’s visual and textual features using pre-trained models. To make our representations lecture-aware, we learn a joint text-video embedding in a self-supervised manner by matching the narration with the aligned visual content. Finally, we obtain clusters using a temporally consistent⁵ 1-nearest neighbor algorithm, TW-FINCH [45].

We pick lecture segmentation as our first use case based on an insightful large-scale study conducted on the EdX platform [23]. They find that students who successfully complete an online course typically spend 4.4 minutes on a 12-15 minute long lecture clip, clearly demonstrating the need for simplified navigation of long clips. Lecture segmentation is also a first step towards creating a multimodal table of contents to summarize a lecture [32]. Finally, there is evidence for segmentation to assist in enabling non-linear video consumption [51] and efficient previewing [12, 16, 41]. While segmentation is our first task, we emphasize that *AVLectures* can be used for various other tasks in the future such as generating automatic quizzes for the lecture, aligning lecture videos with the notes enabling generation of lecture notes, retrieving relevant clips of the lecture using text queries, summarizing long lecture videos, retrieving and aligning similar courses/lectures from different learning platforms, and many more.

Our key contributions are summarized below. (i) We introduce a novel educational audio-visual lectures dataset, *AVLectures*, that can facilitate several applications in the education domain. (ii) We formulate and benchmark the problem of *unsupervised lecture segmentation*. We show that self-supervised multimodal representations learned by matching the narration with temporally aligned video clips greatly help the task of segmentation. (iii) Our method out-

⁵Temporally *consistent* here refers to temporally *contiguous*, *i.e.* the segment membership of clips looks like [0, 0, 1, 1, 1, 2, 2] rather than [0, 1, 0, 2, 2, 1, 1]. TW-FINCH [45] allows this over base FINCH [46].

performs several baselines. We also provide extensive ablation studies to understand prominent factors leading to the success of our approach. We will release code and data.

2. Related Work

Applications in educational videos. Research in video-language domain has focused primarily on movies [40, 43, 49], and instructional videos [7, 36, 44], especially cooking videos [17, 56]. However, there are a few isolated works [13, 14, 20, 22, 31, 32] that attempt to solve various problems in the education domain that we highlight below. Mahapatra *et al.* [31] propose an approach to generate a hierarchical table of contents for a lecture video using multimodal information such as transcripts and associated metadata from video key frames. In the direction of localizing and recognizing text on a blackboard, Dutta *et al.* [20] introduce LectureVideoDB, a dataset consisting of frames from multiple lecture videos (including blackboard). Bulathwela *et al.* [13, 14] introduce datasets to understand learner engagement with educational videos.

Related to our work, lecture video segmentation was first proposed by Gandhi *et al.* [22]. A visual saliency algorithm is adopted to find the topic transition points in the lecture automatically, however, this works primarily for slide-based lectures. In contrast, our method shows promising results across all lecture types: blackboard, slide-based, and digital board. Additionally, the dataset of [22] is orders of magnitude smaller, 10 vs. 2,350 lectures. Finally, *AVLectures* is not only video material but is augmented by rich metadata, including transcripts, OCR outputs for slides/blackboard frames, lecture notes, lecture slides, and assignments.

Joint representation learning of video and language. Our proposed model learns meaningful representations of lectures and aligned transcripts, which we use to perform the lecture segmentation task. In this section, we review popular works that address joint representation learning in video and language. A common self-supervised objective used to learn good representations is aligning video with its corresponding narrations [34, 36], which can then be used for a number of downstream tasks, such as text-to-video retrieval [21, 29, 36], visual question answer-

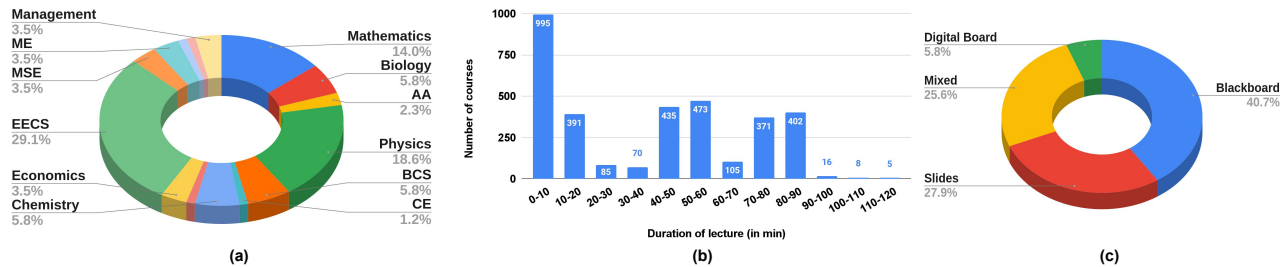


Figure 2: AVLectures statistics. (a) **Subject areas**. ME: Mechanical Eng., MSE: Materials Science and Eng., EECS: Electrical Eng. and Computer Science, AA: Aeronautics and Astronautics, BCS: Brain and Cognitive Sciences, CE: Chemical Eng. (b) **Lecture duration** distribution. (c) **Presentation modes** distribution.

ing [9, 49, 54], video captioning [26, 39, 55], natural language guided video summarization [38] among others. Typically, representations from off-the-shelf pre-trained visual and language models are improved via a joint video-text embedding trained on the alignment task [36]. Recent approaches [18, 21, 29] also adopt Transformer-based models that learn in an end-to-end manner from raw video pixels. Our work explores the first direction. We extract video features using off-the-shelf models and combine them with OCR features. Then joint embeddings are learned using a pretext self-supervised task of matching the embeddings from narrations with temporally aligned video clips.

Temporal video segmentation. While fully supervised [19], weakly supervised [30, 48], and unsupervised [6, 7, 28, 45] approaches have been explored, we adopt the unsupervised path as collecting ground-truth segmentation labels is challenging, and we would like our method to generalize to diverse courses from novel educational platforms. In the unsupervised space, instructional videos are segmented by finding and grouping direct object relations in the narrations [7] or through the use of frame-level features that incorporates relative temporal information followed by K-means clustering (CTE) [28]. Proxy tasks such as future frame prediction are also used to perform temporal segmentation [6]. Recently, a temporally weighted version of a 1-nearest neighbor clustering algorithm is proposed to produce temporally consistent clusters (TW-FINCH) [45]. We will show that self-supervised joint text-video representation learning together with TW-FINCH leads to good segmentation performance on AVLectures.

3. The AVLectures Dataset

We introduce *AVLectures*, a large-scale educational audio-visual lectures dataset to facilitate research in the domain of lecture video understanding. The dataset comprises of 86 courses with over 2,350 lectures for a total duration of 2,200 hours. Each course in our dataset consists of video lectures, corresponding transcripts, OCR outputs for frames, and optionally lecture notes, slides, and other meta-

data, making our dataset a rich multi-modality resource.

Courses span a broad range of subjects, including Mathematics, Physics, EECS, and Economics (see Fig. 2a). While the average duration of a lecture in the dataset is about 55 minutes, Fig. 2b shows a significant variation in the duration. We broadly categorize lectures based on their presentation modes into four types: (i) Blackboard, (ii) Slides, (iii) Digital Board, and (iv) Mixed, a combination of blackboard and slides. Fig. 2c depicts a healthy distribution of presentation modes in our dataset. Additional statistics are presented in the supplementary material.

Courses with Segmentation. Among the 86 courses in AVLectures, a significant subset of 15 courses also have temporal segmentation boundaries. We refer to this subset as the *Courses with Segmentation* (CwS) and the remainder 71 courses as the *Courses without Segmentation* (CwoS).

3.1. Dataset Collection Procedure

Our dataset is primarily sourced from MIT-OCW [4]. We curated a list of courses by browsing the OCW website and used web scraping tools to download the video lectures and accompanying metadata such as narration transcripts, assignments, lecture notes/slides, *etc.* Non-lecture videos (*e.g.* instructor interviews) that were found in some courses are manually discarded. We process and store the OCR outputs of video frames in each lecture using Google Cloud Vision API. As sudden changes in the visual content of a lecture are rare, we process one frame at every 10 seconds.

3.2. Curating the Lecture Segmentation Dataset

It is shown that partitioning a long duration lecture into shorter topic-based clips helps in capturing students' attention and improves the overall learning experience [23, 51]. However, manually segmenting lecture recordings is a time-consuming and costly task. To evaluate automatic methods for lecture segmentation, we create a subset of our dataset, called *Courses with Segmentation* (CwS), that includes courses in which long lecture videos are segmented into multiple smaller clips. We curate 15 such courses with 350 lectures in total, where temporal segmentation *ground-*

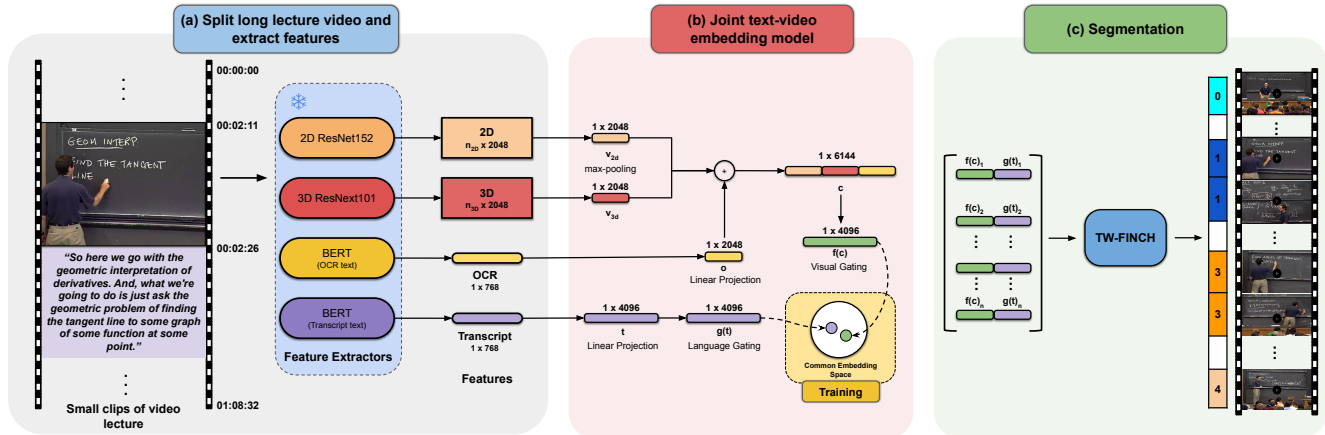


Figure 3: **Segmentation pipeline.** (a) *Video clip and feature extraction pipeline* used to extract visual and textual features from small clips of 10s-15s duration. The feature extractors are frozen and are not fine-tuned during the training process. (b) *Joint text-video embedding model* learns lecture-aware representations. (c) *Lecture segmentation process*, where we apply TW-FINCH at a clip-level to the learned (concatenated) visual and textual embeddings obtained from (b).

truth (for each lecture) is obtained in one of two ways. (i) Out of the 15 courses, 5 courses⁶ have topics in the table of contents that refer to various temporal segments in a long lecture video. We obtain the segmentation timestamps for such courses directly by web scraping. (ii) The rest of the 10 courses⁷ have concepts that are presented as pre-segmented short videos. Here, we re-assemble the small segments to build the original complete lecture. We trim the intro and outro from short video clips to avoid biasing the models to identify the segments easily.

4. Lecture Segmentation

Our lecture segmentation approach involves three stages (Fig. 3). In the first stage, we extract features from diverse modalities of the lecture (Sec. 4.1 and Fig. 3a). In the second stage, we learn lecture-aware representations by aligning the visual content with the corresponding narration using self-supervision (Sec. 4.2 and Fig. 3b). Finally, we perform segmentation using TW-FINCH [45] on the learned representations (Sec. 4.3 and Fig. 3c).

4.1. Video clip feature extraction

We divide a lecture into small clips of 10-15 seconds while ensuring that subtitles are not split. This clip is a basic unit for segmentation, *i.e.* segmentation boundaries can be placed before or after, not in between. The chosen duration is small enough to not introduce boundary errors for segmentation but big enough to contain meaningful information about the lecture, as will also be shown empirically.

Video feature extraction. The visual clip representation consists of three feature types: OCR, 2D, and 3D. The

⁶(i) *e.g.* [Single Variable Calculus](#)

⁷(ii) *e.g.* [Classical Mechanics](#)

OCR feature encodes the output text from an OCR API using the BERT sentence transformer model. Specifically, we use MPNet (a11-mpnet-base-v2) [47, 53] from HuggingFace to obtain a 768-dimensional vector that captures the semantic information of the recognized text. The *2D and 3D features* are extracted using a video feature extraction pipeline [36]. An ImageNet pre-trained Resnet-152 [25] model produces 2D features at 1 fps while the 3D features are extracted using the Kinetics [15] pre-trained ResNeXt-101 [24] to obtain 1.5 features per second. We apply max-pooling across the temporal dimension to obtain 2048-dimensional vectors, v_{2d} and v_{3d} respectively.

Text feature extraction uses the same model as used for OCR. The text feature encodes the instructor’s spoken words or subtitles corresponding to each video clip.

4.2. Learning joint text-video embeddings

Our approach transforms features from off-the-shelf models into lecture-aware embeddings and is inspired by popular works on instructional videos [36, 44].

Model architecture. Fig. 3b depicts our model used to learn lecture-aware embeddings by matching the visual feature of a clip with its corresponding text pair. We first extract the visual and textual features for a video clip C and transcript (text) T using the feature extraction pipelines described above. We pass the OCR feature through a fully-connected layer to obtain a 2048-dimensional vector o , and concatenate it with v_{2d} and v_{3d} to form a 6144-dimensional vector c describing the clip C . Similarly, the text feature vector (output of the transformer) is passed through a fully connected layer to obtain a 4096-dimensional vector t , representing text T . Next, we learn a projection using the non-linear context gating [35, 36] de-

defined as follows:

$$f(\mathbf{c}) = (W_1^c \mathbf{c} + b_1^c) \odot \sigma(W_2^c(W_1^c \mathbf{c} + b_1^c) + b_2^c), \quad (1)$$

$$g(\mathbf{t}) = (W_1^t \mathbf{t} + b_1^t) \odot \sigma(W_2^t(W_1^t \mathbf{t} + b_1^t) + b_2^t), \quad (2)$$

where $W_1^c, W_2^c, W_1^t, W_2^t$ and $b_1^c, b_2^c, b_1^t, b_2^t$ are learnable parameters, \odot is element-wise multiplication and σ is an element-wise sigmoid. $f(\mathbf{c})$ and $g(\mathbf{t})$ are 4096-dimensional embeddings, which are used later for the segmentation task.

Loss function. We train our embedding model’s parameters with the max-margin ranking loss [27, 52]. Specifically, we consider the (cosine) similarity score between a clip C_i and transcript T_j as $s_{ij} = \langle f(\mathbf{c}_i), g(\mathbf{t}_j) \rangle$. We loop over paired samples of a mini-batch \mathcal{B} and compute the loss as

$$\sum_{i \in \mathcal{B}} \sum_{j \in \mathcal{N}(i)} \max(0, \delta + s_{ij} - s_{ii}) + \max(0, \delta + s_{ji} - s_{ii}), \quad (3)$$

where s_{ii} corresponds to a positive (aligned) clip-transcript pair (C_i, T_i) and should score high, while $\mathcal{N}(i)$ is the set of negative pairs such that half the negative pairs are from the same lecture and act as hard negatives, while the others stem from other lectures [8, 36]. Our mini-batch size is $|\mathcal{B}| = 32$ and the margin is set at $\delta = 0.1$.

4.3. Lecture segmentation with learned embeddings

We extract clip and transcript embeddings from our joint text-video model and concatenate them to obtain an overall representation $\phi_i = [f(\mathbf{c}_i), g(\mathbf{t}_i)]$. All such representations of a lecture with N clips, $\{\phi_1, \dots, \phi_N\}$, are passed to the TW-FINCH algorithm [45] that encodes feature similarity and temporal proximity as a 1-nearest-neighbor graph and produces a clustering as shown in Fig. 3c. Specifically, we denote the feature similarity between clips as E_s and temporal proximity as E_τ .

$$E_s(m, n) = \begin{cases} 1 - \langle \phi_m, \phi_n \rangle & \text{if } m \neq n, \\ 1 & \text{otherwise.} \end{cases} \quad (4)$$

$$E_\tau(m, n) = \begin{cases} |\tau_m - \tau_n|/T & \text{if } m \neq n, \\ 1 & \text{otherwise,} \end{cases} \quad (5)$$

where $m, n \in [1, \dots, N]$, τ_m and τ_n are timestamps for the clips m and n and T is the total lecture duration.

We construct a fully-connected graph \mathcal{G} with N nodes that have edge distances obtained as a combination of feature-space distances and temporal proximity

$$E(m, n) = E_s(m, n) \cdot E_\tau^\alpha(m, n), \quad (6)$$

where α acts as a further modulating factor. The graph \mathcal{G} is converted to a 1-nearest-neighbor graph by keeping only one edge to the *nearest* node for each node based on the

edge distances defined in E , resulting in the first clustering partition. TW-FINCH [45] operates recursively and merges clusters (nodes) by averaging their representations and timestamps until the desired number of clusters (connected components) is obtained. For more details, we request the reader to refer to Algorithm 1 and 2 in [45].

Note that the original algorithm [45] does not include an α scaling factor, or considers it to be 1 (*c.f.* Eq. 6). However, we observed a few cases where this is unable to produce temporally consistent segments using our learned embeddings. As higher values of alpha amplify the strength of the temporal proximity factor, incrementing it progressively (*e.g.* by 0.1 steps) yields temporally consistent clusters.

5. Experiments

We evaluate our proposed approach for lecture segmentation and present extensive ablation studies.

5.1. Experiment setup

Training procedure involves two stages. In the first stage, we pre-train the embedding model (Sec. 4.2) on the Courses without Segmentation (CwoS). In the second stage, we fine-tune our embedding model on the Courses with Segmentation (CwS) in an unsupervised manner. Note that we do not update the feature extraction backbones (BERT, ResNet, *etc.*). Next, we extract the visual and textual embeddings from the trained model, which are used to perform segmentation using the TW-FINCH algorithm. We evaluate the segments obtained from TW-FINCH using five different metrics described below. Additional training details can be found in the supplementary material (Sec. E).

Evaluation dataset. We evaluate all 15 courses of CwS to report performance. Our self-supervised fine-tuning process can be easily extended to a new course that needs segmentation. Further impact of pre-training and fine-tuning strategies is evaluated in Sec. 5.3, Ablation 2.

Evaluation metrics. Normalized Mutual Information (NMI) is a standard clustering metric [33]; Mean over Frames (MoF), F1-score, and Intersection over union (IoU) or the Jaccard index are standard metrics used in segmentation (*e.g.* [45]); and Boundary Score @ k (BS@ k), is the average number of predicted boundaries matching with the ground truth boundaries within a k second interval. Different from the above metrics, BS@ k measures the localization of boundaries rather than the overlap of segments.

5.2. Comparison against Segmentation Baselines

We briefly describe the baselines below:

- 1. Naïve.** The video lecture is split into equal parts based on the number of ground-truth (GT) segments.
- 2. Content-Aware Detector [2]** is a shot/scene detection

Method	Feature modality			NMI \uparrow	MOF \uparrow	IOU \uparrow	F1 \uparrow	BS@30 \uparrow
	visual	textual	learned					
1 Naïve (Equal Splits)	-	-	-	71.8	75.5	62.7	74.0	32.5
2 Content-Aware Detector [2]	✓	-	-	72.9	73.3	59.4	65.9	57.0
3 Text Tiling [5]	-	✓	-	67.9	64.7	46.3	50.9	33.7
4 LDA [11]	-	✓	-	70.0	72.4	57.6	68.2	38.8
5 K-Means	-	-	✓	63.9	66.8	48.2	55.7	44.9
6 CTE [28]	-	-	✓	67.2	67.3	48.1	57.3	41.5
7	✓	-	-	71.6	71.3	56.5	66.4	46.9
8 Vanilla TW-FINCH [45]	-	✓	-	74.6	75.4	62.0	71.2	48.9
9	✓	✓	-	74.9	75.1	61.7	70.9	52.1
10 Ours	-	-	✓	79.8	80.3	69.2	76.9	58.7

Table 1: Segmentation performance on all 350 lectures from 15 courses. Our approach outperforms all baselines. Here, *learned feature modality* refers to the features extracted from our joint text-video embedding model (Sec. 4.2). For rows 2-4, the *visual* and *textual* feature modalities refer to the unprocessed lecture video or transcripts respectively. For rows 7-9, *visual* and *textual* feature modalities refer to the features obtained from pre-trained backbones (ResNet or BERT, Sec. 4.1).

algorithm that detects jump cuts in a video by finding areas of high difference between two adjacent frames. While there is no direct way to set the number of segments, we search across several thresholds to generate the GT number of segments to ensure a fair comparison.

3. Text Tiling utilizes only the transcripts to predict the segments. We implement text tiling using the NLTK [5] library. As there is no way to set the number of clusters, we let the algorithm decide the appropriate number of clusters.

4. Latent Dirichlet Allocation (LDA) [1, 11] is a generative probabilistic model that automatically discovers hidden topics based on a text corpora. LDA is used as a baseline in identifying topic transitions in educational videos [22] and many other topic modeling works [10, 50]. We train the LDA model on the transcripts of AVLectures and represent each clip as a distribution over topics. Finally, we use TW-FINCH to perform lecture segmentation using these vectors.

5. K-Means clustering algorithm is applied to the learned embeddings from our joint text-video embedding model.

6. CTE [28] is a *strong unsupervised approach* that infuses features with relative temporal information and clusters them using K-Means. We report CTE scores using learned embeddings from our joint model.

7. Vanilla TW-FINCH [45]. Visual and textual features from the feature extraction pipeline in Sec. 4.1 are adopted here (no lecture-awareness). We apply the TW-FINCH segmentation algorithm directly on these features.

We compare all baselines against our approach and report performance in Table 1. For K-Means (row 5) and CTE (row 6), we report the best performance with learned features, while detailed ablations are presented in the Sec. D of the supp. mat. We observe that the Naïve baseline (row

1) performs quite well, and in fact outperforms strong baselines with learned features such as K-Means (row 5) and CTE (row 6). This may be due to an inherent bias of the instructor spending close to equal amounts of time on various sub-topics of the lecture (supp. mat. Sec. D digs deeper into this). The text-only approach, Text Tiling (row 3) lags behind the visual-only approach Content-Aware Detector (row 2) as the latter performs specially well on non-blackboard courses (see Fig. 5). An additional factor is that we are unable to select the ground-truth number of clusters for Text Tiling. Our approach (row 10) outperforms all baselines. In fact, the gap between our approach and Vanilla TW-FINCH baselines (rows 7-9) highlights the importance of training lecture-aware representations using the joint text-video embedding model, as even a combination of both modalities (row 9) falls short of our approach by almost 5% on NMI. This emphasizes the importance of learning lecture-aware embeddings in a self-supervised manner.

We further analyze the results by slicing lectures based on the number of GT segments in Fig. 4. Our method outperforms all the other baselines irrespective of the number of segments in the ground truth, indicating the robustness of our approach. Another way is to slice the data based on presentation mode, specifically blackboard and non-blackboard. Fig. 5 shows a similar trend, our approach outperforms all baselines in both scenarios. Interestingly, the Naïve baseline works well for blackboard lectures (perhaps indicative of relatively equal time allocation across sub-topics), while slide-based lectures with clear transitions are segmented well by the visual Content-Aware Detector.

5.3. Ablation Studies

We present various ablation studies to understand the contributing factors to our approach’s performance.



Figure 4: Comparing NMI across all methods grouped by the number of ground-truth segments.

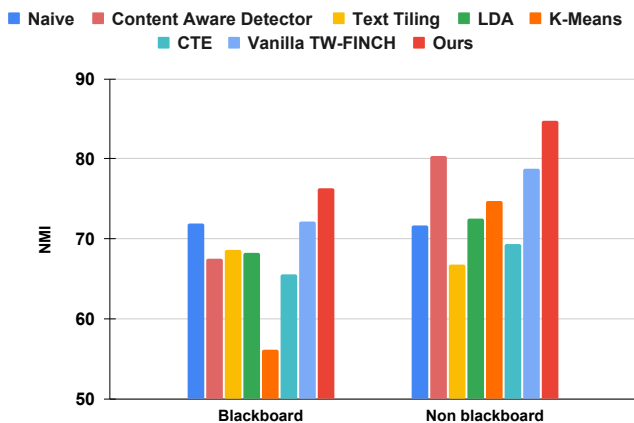


Figure 5: Comparing NMI across all methods grouped by presentation mode: blackboard and non-blackboard.

Features			Metrics				
2D	3D	OCR	NMI ↑	MOF ↑	IOU ↑	F1 ↑	BS@30 ↑
✓	-	-	76.6	76.8	64.4	73.0	54.4
-	✓	-	75.1	76.0	62.9	72.2	50.7
-	-	✓	78.9	79.7	68.2	76.2	57.7
✓	✓	-	76.6	77.0	64.7	73.5	53.9
✓	-	✓	79.5	80.3	69.1	76.9	58.6
-	✓	✓	78.4	79.5	68.3	76.4	57.9
✓	✓	✓	79.8	80.3	69.2	76.9	58.7

Table 2: Impact of visual features.

1. How important is each visual feature? To understand the impact of each individual visual feature, we train separate models on all combinations of visual features and report performance in Table 2. We observe that although the individual features perform reasonably well, OCR outperforms 2D and 3D representations, and it is the combination of all features that outperforms all other variations.

2. Impact of training datasets. Educational lecture videos are very different compared to instructional videos

	PT	FT	NMI ↑	MOF ↑	IOU ↑	F1 ↑	BS@30 ↑
1	HowTo100M	-	73.0	58.8	68.3	73.0	48.5
2	HowTo100M	CwS	74.5	75.1	61.5	71.0	49.7
3	-	CwS	78.5	79.0	67.2	75.3	57.2
4	CwoS	-	77.7	78.0	66.0	74.2	57.1
5	CwoS	CwS	79.8	80.3	69.2	76.9	58.7

Table 3: Impact of pre-training (PT) on HowTo100M or CwoS. The second column indicates whether unsupervised fine-tuning (FT) is performed on CwS.

Embed. type	NMI ↑	MOF ↑	IOU ↑	F1 ↑	BS@30 ↑
Visual	78.6	79.1	67.7	75.7	57.9
Textual	75.6	77.0	64.4	73.5	50.3
Visual + Textual	79.8	80.3	69.2	76.9	58.7

Table 4: Impact of different embedding modalities.

or movies. Lecture videos typically have much less dynamic visual content and compensate for this through substantial amounts of textual information, both accompanying (narrated speech/transcripts) and even inside the video (which we extract using OCR). As a result, the representations learned from instructional videos may not transfer well to the tasks in the education domain, necessitating a collection of lecture videos for learning representations.

We validate the above claim by showing that pre-training on AVLectures is more effective than pre-training on the general instructional videos (*e.g.* HowTo100M) for the lecture segmentation task, see Table 3. While using a model to improve representations is clearly better than the naïve baseline (NMI 73.0 *vs.* 71.8), we can see that a model pre-trained on AVLectures (rows 3-5) outperforms a model pre-trained on HowTo100M (rows 1-2) consistently. This strengthens our dataset contribution and highlights the importance of pre-training on AVLectures for tasks in the education domain. In row 4, though the model is trained only on CwoS, it is able to generalize well to unseen courses and predict reasonable segmentation boundaries. After fine-tuning the model on CwS we get a slight boost in performance (row 5). Row 5 outperforms row 3 that is trained only on CwS, justifying our adoption of pre-training on CwoS followed by fine-tuning on CwS. Note that all the training is performed in an unsupervised manner and only applies to the text-video embedding model.

3. Impact of modalities. From the joint text-video embedding model we can extract visual and textual embeddings. We compare visual-only, textual-only, and a concatenation of visual and textual learned embeddings in Table 4. A combination of both modalities shows best results.

4. Impact of lecture clip duration. Works on instructional videos such as [34, 36] typically split videos into short clips of 4s. We perform an experiment to determine an appropriate clip duration for lecture videos: 4-8s, 10-15s, or 20-25s.

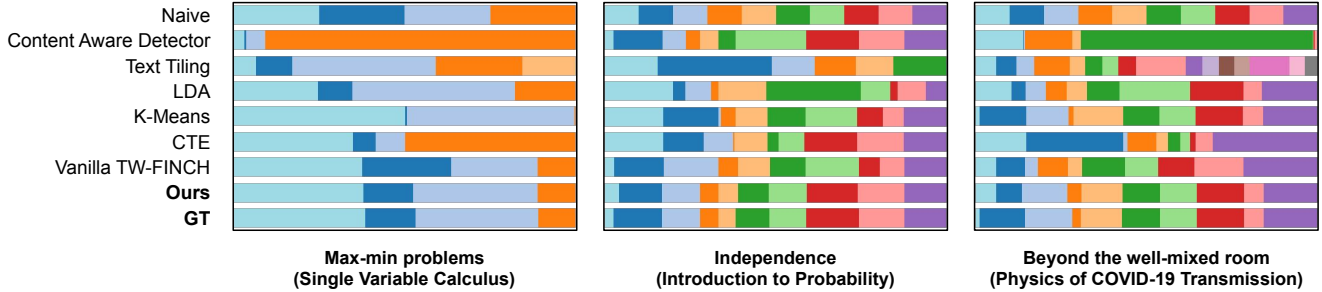


Figure 6: Segmentation examples for three lectures. Our approach closely resembles the ground-truth. Best viewed in color.

PT	FT	Duration	NMI \uparrow	MOF \uparrow	IOU \uparrow	F1 \uparrow	BS@30 \uparrow
		4-8	53.2	58.7	53.0	40.9	26.4
\checkmark	-	10-15	77.7	78.0	66.0	74.2	57.1
		20-25	73.9	77.0	64.6	74.8	36.7
<hr/>							
		4-8	54.6	60.0	54.1	42.2	26.6
\checkmark	\checkmark	10-15	79.8	80.3	69.2	76.9	58.7
		20-25	74.5	77.7	65.6	75.6	36.8

Table 5: Performance for different clip durations (in seconds). PT: Pre-training on CwoS, FT: Fine-tuning on CwS.

The results reported in Table 5 coincide with our expectations that 4-8s clips are too short to capture meaningful information while 20-25s clips are harder to represent due to the pooling operation and also cause a significant drop in BS@30 due to their longer duration. Clips of 10-15s are a good compromise and span meaningful lecture content while not losing information to pooling.

Additional ablations on the number of GT segments, max-margin vs. contrastive loss, different language models, embedding dimension, and evaluation of BS@ k at multiple values of k are presented in Sec. D of the supp. mat.

5.4. Qualitative results

We visualize segmentation outputs for three video lectures from different courses in Fig. 6 and compare our method with all other baselines. It is clear that our method yields better segments (overlap) and boundaries as opposed to other methods that produce noisy segments. In the third lecture, the first and second predicted segments of our approach are different from the GT while the other boundaries are detected correctly. We explain failure cases in Sec. B and show more results in Sec. F of the supp. mat.

An additional problem that can be addressed using the embeddings learned from our joint text-video model is the text-to-video retrieval task. Given a text query, we retrieve a list of lecture clips for which the similarity scores with the text query are the highest. Fig. 7 shows some of the retrieved clips for various text queries. We can see that our model is able to relate the visual notion of graphs with the word. Similar results are observed for the other queries. Sec. F of the supp. mat. shows many more examples.




Figure 7: Examples of text-to-video retrieval for different queries using our learned joint embeddings. Our model is able to retrieve relevant lecture clips based on the query.

6. Conclusion

We made two significant contributions. We introduced *AVLectures*, a large-scale audio-visual lectures dataset sourced from MIT OpenCourseWare, with 86 courses and over 2,350 lectures from various STEM subjects and showed its efficacy for pre-training on tasks in the educational domain. We also formulated *unsupervised lecture segmentation* and proposed an approach that learns multimodal representations by matching the narration with temporally aligned visual content. When used with TW-FINCH, the learned embeddings resulted in significant performance improvements and highlighted the importance of both the visual and the textual modalities. Thorough experiments demonstrated that our approach outperforms multiple baselines while comprehensive ablation studies identified the key factors that lead to the success of our approach: textual and visual representations with all 3 features (2D, 3D, OCR) and the pre-training and fine-tuning strategy.

Acknowledgement. This material is based upon work supported by the Google Cloud Research Credits program with the award GCP19980904. We thank MIT-OCW for making their content publicly available. We thank Vinay Nambodiri for initial discussions on this project. This work is supported by MeitY, Government of India.

References

- [1] MALLET: A Machine Learning for Language Toolkit. <http://mallet.cs.umass.edu>, 2002. 6
- [2] PySceneDetect. <http://scenedetect.com/en/latest/reference/detection-methods/>, 2021. 5, 6
- [3] Benefits of Using OER. <https://oer.psu.edu/benefits-of-using-oer/>, 2022. 1
- [4] Massachusetts institute of technology: Mit opencouseware. <https://ocw.mit.edu/>, 2022. License: Creative Commons BY-NC-SA. 3
- [5] Natural Language Toolkit: TextTiling. https://www.nltk.org/_modules/nltk/tokenize/texttiling.html, 2022. 6
- [6] Sathyanarayanan N Aakur and Sudeep Sarkar. A perceptual prediction framework for self supervised event segmentation. In *Conference on Computer Vision and Pattern Recognition (CVPR)*, 2019. 3
- [7] Jean-Baptiste Alayrac, Piotr Bojanowski, Nishant Agrawal, Josef Sivic, Ivan Laptev, and Simon Lacoste-Julien. Un-supervised learning from narrated instruction videos. In *Conference on Computer Vision and Pattern Recognition (CVPR)*, 2016. 2, 3
- [8] Lisa Anne Hendricks, Oliver Wang, Eli Shechtman, Josef Sivic, Trevor Darrell, and Bryan Russell. Localizing moments in video with natural language. In *International Conference on Computer Vision (ICCV)*, 2017. 5
- [9] Stanislaw Antol, Aishwarya Agrawal, Jiasen Lu, Margaret Mitchell, Dhruv Batra, C. Lawrence Zitnick, and Devi Parikh. VQA: Visual Question Answering. In *International Conference on Computer Vision (ICCV)*, 2015. 3
- [10] Federico Bianchi, Silvia Terragni, and Dirk Hovy. Pre-training is a hot topic: Contextualized document embeddings improve topic coherence. In *Proceedings of the 59th Annual Meeting of the Association for Computational Linguistics and the 11th International Joint Conference on Natural Language Processing (Volume 2: Short Papers)*, pages 759–766, 2021. 6
- [11] David M Blei, Andrew Y Ng, and Michael I Jordan. Latent Dirichlet Allocation. *Journal of Machine Learning research*, 3(Jan), 2003. 6
- [12] Sahan Bulathwela, Stefan Kreitmayer, and María Pérez-Ortiz. What’s in it for me? augmenting recommended learning resources with navigable annotations. In *International Conference on Intelligent User Interfaces (IUI)*, 2020. 2
- [13] Sahan Bulathwela, Maria Perez-Ortiz, Erik Novak, Emine Yilmaz, and John Shawe-Taylor. Peek: A large dataset of learner engagement with educational videos. *arXiv preprint arXiv:2109.03154*, 2021. 2
- [14] Sahan Bulathwela, Maria Perez-Ortiz, Emine Yilmaz, and John Shawe-Taylor. VLEngagement: A Dataset of Scientific Video Lectures for Evaluating Population-based Engagement. *arXiv preprint arXiv:2011.02273*, 2020. 2
- [15] Joao Carreira and Andrew Zisserman. Quo vadis, action recognition? a new model and the kinetics dataset. In *Conference on Computer Vision and Pattern Recognition (CVPR)*, 2017. 4
- [16] Jingyuan Chen, Xinpeng Chen, Lin Ma, Zequn Jie, and Tat-Seng Chua. Temporally grounding natural sentence in video. In *Empirical Methods in Natural Language Processing (EMNLP)*, 2018. 2
- [17] P. Das, C. Xu, R. F. Doell, and J. J. Corso. A Thousand Frames in Just a Few Words: Lingual Description of Videos through Latent Topics and Sparse Object Stitching. In *Conference on Computer Vision and Pattern Recognition (CVPR)*, 2013. 2
- [18] Karan Desai and Justin Johnson. Virtex: Learning visual representations from textual annotations. In *Conference on Computer Vision and Pattern Recognition (CVPR)*, 2021. 3
- [19] Li Ding and Chenliang Xu. Tricorner: A hybrid temporal convolutional and recurrent network for video action segmentation. *arXiv preprint arXiv:1705.07818*, 2017. 3
- [20] Kartik Dutta, Minesh Mathew, Praveen Krishnan, and CV Jawahar. Localizing and recognizing text in lecture videos. In *International Conference on Frontiers in Handwriting Recognition (ICFHR)*, 2018. 2
- [21] Tsu-Jui Fu, Linjie Li, Zhe Gan, Kevin Lin, William Yang Wang, Lijuan Wang, and Zicheng Liu. Violet: End-to-end video-language transformers with masked visual-token modeling. *arXiv preprint arXiv:2111.12681*, 2021. 2, 3
- [22] Ankit Gandhi, Arijit Biswas, and Om Deshmukh. Topic transition in educational videos using visually salient words. *International Educational Data Mining Society*, 2015. 1, 2, 6
- [23] Philip J Guo and Katharina Reinecke. Demographic differences in how students navigate through MOOCs. In *Proceedings of the ACM Conference on Learning @ Scale Conference*, 2014. 2, 3
- [24] Kensho Hara, Hirokatsu Kataoka, and Yutaka Satoh. Can spatiotemporal 3d cnns retrace the history of 2d cnns and imagenet? In *Conference on Computer Vision and Pattern Recognition (CVPR)*, 2018. 4
- [25] Kaiming He, Xiangyu Zhang, Shaoqing Ren, and Jian Sun. Deep residual learning for image recognition. In *Conference on Computer Vision and Pattern Recognition (CVPR)*, 2016. 4
- [26] Vladimir Iashin and Esa Rahtu. Multi-modal dense video captioning. In *Conference on Computer Vision and Pattern Recognition (CVPR)*, 2020. 3
- [27] Andrej Karpathy, Armand Joulin, and Li F Fei-Fei. Deep fragment embeddings for bidirectional image sentence mapping. In *Advances in Neural Information Processing Systems (NeurIPS)*, 2014. 5
- [28] Anna Kukleva, Hilde Kuehne, Fadime Sener, and Jurgen Gall. Unsupervised learning of action classes with continuous temporal embedding. In *Conference on Computer Vision and Pattern Recognition (CVPR)*, 2019. 1, 3, 6, 13
- [29] Jie Lei, Linjie Li, Luowei Zhou, Zhe Gan, Tamara L Berg, Mohit Bansal, and Jingjing Liu. Less is more: Clipbert for video-and-language learning via sparse sampling. In *Conference on Computer Vision and Pattern Recognition (CVPR)*, 2021. 2, 3
- [30] Jun Li, Peng Lei, and Sinisa Todorovic. Weakly supervised energy-based learning for action segmentation. In *International Conference on Computer Vision (ICCV)*, 2019. 3

- [31] Debabrata Mahapatra, Ragunathan Mariappan, and Vaibhav Rajan. Automatic hierarchical table of contents generation for educational videos. In *Companion Proceedings of The Web Conference*, 2018. [2](#)
- [32] Debabrata Mahapatra, Ragunathan Mariappan, Vaibhav Rajan, Kuldeep Yadav, and Sudeshna Roy. Videoken: Automatic video summarization and course curation to support learning. In *Companion Proceedings of The Web Conference*, 2018. [2](#)
- [33] Christopher D. Manning, Prabhakar Raghavan, and Hinrich Schütze. *Introduction to Information Retrieval (chapter 16)*. Cambridge University Press, 2008. [5](#)
- [34] Antoine Miech, Jean-Baptiste Alayrac, Lucas Smaira, Ivan Laptev, Josef Sivic, and Andrew Zisserman. End-to-End Learning of Visual Representations from Uncurated Instructional Videos. In *Conference on Computer Vision and Pattern Recognition (CVPR)*, 2020. [2](#), [7](#), [14](#)
- [35] Antoine Miech, Ivan Laptev, and Josef Sivic. Learning a text-video embedding from incomplete and heterogeneous data. *arXiv preprint arXiv:1804.02516*, 2018. [4](#)
- [36] Antoine Miech, Dimitri Zhukov, Jean-Baptiste Alayrac, Makarand Tapaswi, Ivan Laptev, and Josef Sivic. Howto100m: Learning a text-video embedding by watching hundred million narrated video clips. In *International Conference on Computer Vision (ICCV)*, 2019. [2](#), [3](#), [4](#), [5](#), [7](#)
- [37] Tomas Mikolov, Kai Chen, Greg Corrado, and Jeffrey Dean. Efficient estimation of word representations in vector space. *arXiv preprint arXiv:1301.3781*, 2013. [13](#)
- [38] Medhini Narasimhan, Anna Rohrbach, and Trevor Darrell. CLIP-It! language-guided video summarization. In *Advances in Neural Information Processing Systems (NeurIPS)*, 2021. [3](#)
- [39] Pingbo Pan, Zhongwen Xu, Yi Yang, Fei Wu, and Yueting Zhuang. Hierarchical recurrent neural encoder for video representation with application to captioning. In *Conference on Computer Vision and Pattern Recognition (CVPR)*, 2016. [3](#)
- [40] Pinelopi Papalampidi, Frank Keller, and Mirella Lapata. Movie summarization via sparse graph construction. In *AAAI Conference on Artificial Intelligence (AAAI)*, 2021. [2](#)
- [41] Maria Perez-Ortiz, Claire Dormann, Yvonne Rogers, Sahan Bulathwela, Stefan Kreitmayer, Emine Yilmaz, Richard Noss, and John Shawe-Taylor. X5learn: A personalised learning companion at the intersection of AI and HCI. In *International Conference on Intelligent User Interfaces (IUI)*, 2021. [2](#)
- [42] Anyi Rao, Linning Xu, Yu Xiong, Guodong Xu, Qingqiu Huang, Bolei Zhou, and Dahua Lin. A Local-to-Global Approach to Multi-modal Movie Scene Segmentation. In *Conference on Computer Vision and Pattern Recognition (CVPR)*, 2020. [1](#)
- [43] Anna Rohrbach, Atousa Torabi, Marcus Rohrbach, Niket Tandon, Christopher Pal, Hugo Larochelle, Aaron Courville, and Bernt Schiele. Movie description. *International Conference on Computer Vision (ICCV)*, 2017. [2](#)
- [44] Andrew Rouditchenko, Angie Boggust, David Harwath, Brian Chen, Dhiraj Joshi, Samuel Thomas, Kartik Audhkhasi, Hilde Kuehne, Rameswar Panda, Rogerio Feris, Brian Kingsbury, Michael Picheny, Antonio Torralba, and James Glass. AVLnet: Learning Audio-Visual Language Representations from Instructional Videos. In *Proc. Interspeech 2021*, pages 1584–1588, 2021. [2](#), [4](#)
- [45] Saquib Sarfraz, Naila Murray, Vivek Sharma, Ali Diba, Luc Van Gool, and Rainer Stiefelhagen. Temporally-weighted hierarchical clustering for unsupervised action segmentation. In *Conference on Computer Vision and Pattern Recognition (CVPR)*, 2021. [1](#), [2](#), [3](#), [4](#), [5](#), [6](#)
- [46] Saquib Sarfraz, Vivek Sharma, and Rainer Stiefelhagen. Efficient parameter-free clustering using first neighbor relations. In *Conference on Computer Vision and Pattern Recognition (CVPR)*, 2019. [2](#)
- [47] Kaitao Song, Xu Tan, Tao Qin, Jianfeng Lu, and Tie-Yan Liu. MpNet: Masked and permuted pre-training for language understanding. In *Advances in Neural Information Processing Systems (NeurIPS)*, 2020. [4](#), [13](#)
- [48] Yaser Souri, Mohsen Fayyaz, and Juergen Gall. Weakly supervised action segmentation using mutual consistency. *arXiv preprint arXiv:1904.03116*, 2019. [3](#)
- [49] Makarand Tapaswi, Yukun Zhu, Rainer Stiefelhagen, Antonio Torralba, Raquel Urtasun, and Sanja Fidler. Movieqa: Understanding stories in movies through question-answering. In *Conference on Computer Vision and Pattern Recognition (CVPR)*, 2016. [2](#), [3](#)
- [50] Silvia Terragni, Elisabetta Fersini, Bruno Giovanni Galuzzi, Pietro Tropeano, and Antonio Candelieri. Octis: comparing and optimizing topic models is simple! In *European Chapter of the Association for Computational Linguistics: System Demonstrations*, 2021. [6](#)
- [51] Gaurav Verma, Trikay Nalamada, Keerti Harpavat, Pranav Goel, Aman Mishra, and Balaji Vasan Srinivasan. Non-linear consumption of videos using a sequence of personalized multimodal fragments. In *International Conference on Intelligent User Interfaces (IUI)*, 2021. [2](#), [3](#)
- [52] Liwei Wang, Yin Li, and Svetlana Lazebnik. Learning deep structure-preserving image-text embeddings. In *Conference on Computer Vision and Pattern Recognition (CVPR)*, 2016. [5](#)
- [53] Thomas Wolf, Lysandre Debut, Victor Sanh, Julien Chaumond, et al. Transformers: State-of-the-art natural language processing. In *Empirical Methods in Natural Language Processing (EMNLP)*, 2020. [4](#)
- [54] Antoine Yang, Antoine Miech, Josef Sivic, Ivan Laptev, and Cordelia Schmid. Just Ask: Learning to Answer Questions from Millions of Narrated Videos. In *International Conference on Computer Vision (ICCV)*, 2021. [3](#)
- [55] Haonan Yu, Jiang Wang, Zhiheng Huang, Yi Yang, and Wei Xu. Video paragraph captioning using hierarchical recurrent neural networks. In *Conference on Computer Vision and Pattern Recognition (CVPR)*, 2016. [3](#)
- [56] Luowei Zhou, Nathan Louis, and Jason J. Corso. Weakly-supervised video object grounding from text by loss weighting and object interaction. In *BMVC*, 2018. [2](#)

Unsupervised Audio-Visual Lecture Segmentation

Supplementary Material

The supplementary material is structured as follows: In Sec. A we present details about the vocabulary of AVLectures. Next, we analyze a failure case example of segmentation in Sec. B. In Sec. C we provide details on segmenting the lectures manually. Further, we discuss some more ablation studies in Sec. D and training details in Sec. E. Next, we provide additional qualitative results for both the text-to-video retrieval as well as the lecture segmentation task in section Sec. F. Finally, we report segmentation scores for each of the 15 courses in Sec. G.

A. AVLectures Dataset: Additional Details

AVLectures has a vocabulary size of around 13,000 words with over 7.1M words in total. Fig. 8 shows the distribution of the most occurring words in the dataset. AVLectures is currently dominated by STEM courses, primarily Electrical Engineering & Computer Science, Physics, and Mathematics, which is evident from the word cloud in Fig. 8. In our dataset, we have a good mix of old and new courses, as seen in Fig. 9, with the majority being recorded in the last decade.



Figure 8: Wordcloud summarizing the distribution of frequently occurring words in AVLectures.

B. Deep dive into the failure case

In this section, we provide more insights into a failure case example of segmentation.

Consider Fig. 10, in which the predicted segments from our model are slightly different from the ground truth segments. However, segmentation is a subjective task, and there can be more than one valid segmentation for some lectures. Our aim in audio-visual lecture segmentation is to temporally segment a lecture into several smaller segments, such that each segment represents a unique concept/subtopic. Consider a case in which a single concept can be

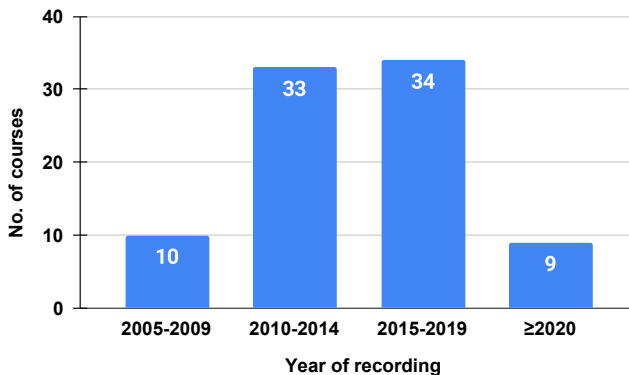


Figure 9: Courses from AVLectures that are recorded over the last 2 decades.

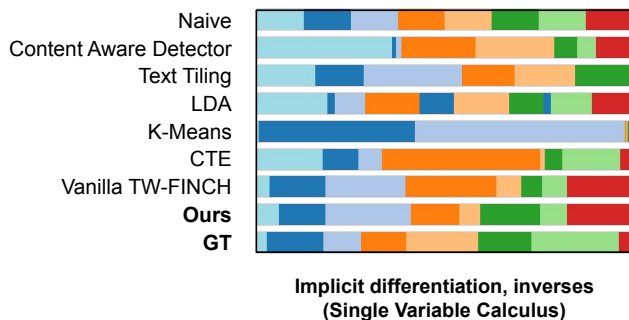


Figure 10: Example of segmentation where the predicted segments differ slightly from the ground truth segments.

divided into two smaller concepts. In this case, two valid segmentations are possible: (i) the single concept considered as one complete segment or (ii) the two smaller concepts considered as two separate segments.

Now we compare the Ground Truth (GT) segmentation with the segmentation predicted by our model for the lecture *Implicit differentiation* of the *Single Variable Calculus* course⁸. We will refer to the i^{th} segment of Ground Truth as GT_i and that of the segment predicted by our model as $Pred_i$ for the rest of this section. Also, let $len(segment)$ represent the total duration (or the length) of the $segment$.

GT_1 and $Pred_1$ are about the *introduction to implicit differentiation*. However, $Pred_1$ is slightly longer as it includes the part where the *professor greets the late-coming students*. However, this non-lecture segment is a part of GT_2 and the rest of it is similar to the $Pred_2$, which covers the topic of *the rational exponent rule*. The ending bound-

⁸ [Implicit differentiation lecture video](#)

Lecture	Method	NMI	MOF	IOU	F1	BS@30
Green’s Theorem	A-1	98.0	99.6	99.0	99.5	100.0
	A-2	76.1	75.2	55.8	63.1	66.7
	Ours	86.7	95.4	88.8	94.0	66.7
Parametric Equations	A-1	89.7	92.6	87.8	93.0	66.7
	A-2	81.4	77.5	63.1	74.2	50.0
	Ours	86.6	84.8	76.3	84.1	66.7

Table 6: Inter-Annotator segmentation scores. Here, A-1 stands for Annotator-1, A-2: Annotator-2, Ours: Our model’s prediction.

ary of GT_2 is approximately equal to that of $Pred_2$. Also,

$$\text{len}(GT_1) + \text{len}(GT_2) \approx \text{len}(Pred_1) + \text{len}(Pred_2)$$

GT_3 discusses the calculation of the *slope of the tangent to a circle using the direct method* and GT_4 using the *implicit method*. However, $Pred_3$ combines both the segments into one. The ending boundary of GT_4 is close to that of $Pred_3$. Also,

$$\text{len}(GT_3) + \text{len}(GT_4) \approx \text{len}(Pred_3)$$

Next, GT_5 is an example involving a *fourth-order equation*. In the case of predicted segmentation, the example is divided into two segments $Pred_4$ and $Pred_5$, which correspond to the two steps involved in solving it. This is an error made by our model as it breaks the two-step solution, however, it is nice to observe that the split is still at a meaningful location. The ending boundary of GT_5 is approximately equal to that of $Pred_5$. Also,

$$\text{len}(GT_5) \approx \text{len}(Pred_4) + \text{len}(Pred_5)$$

The last three segments of GT are about the *derivatives of inverse functions and a couple of examples*. Among the last three predicted segments, segment 6 and segment 7 are about the *derivatives of inverse functions* and the problem statement of the examples. The final predicted segment covers the solution to both the examples.

$$\begin{aligned} \text{len}(GT_6) + \text{len}(GT_7) + \text{len}(GT_8) \\ \approx \text{len}(Pred_6) + \text{len}(Pred_7) + \text{len}(Pred_8) \end{aligned}$$

Hence, even though the predicted segmentation is slightly different from the GT segmentation, it is still a valid segmentation.

C. Inter-annotator variation

To further analyze the subjective nature of the segmentation task, we asked two annotators to independently segment a few lectures to check the agreement with the corresponding ground truth segmentation and among themselves. Fig. 11 shows two such results. In the first example, Annotator-1 considered the topic and its example

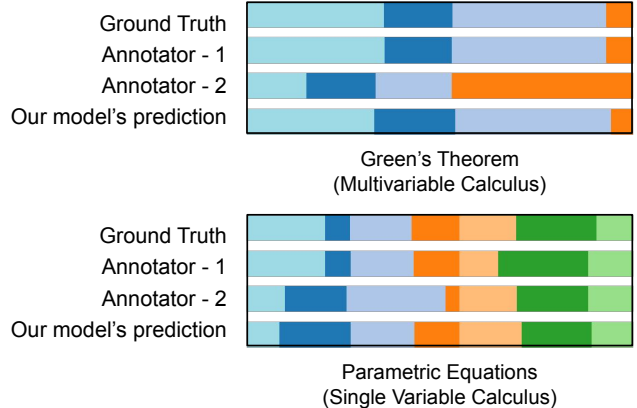


Figure 11: Segmentation of two lectures done manually by two annotators.

Method	Partition	NMI ↑	MOF ↑	IOU ↑	F1 ↑	BS@30 ↑
Ours	2 nd last	63.7	61.7	59.5	42.6	42.3
	3 rd last	72.1	59.7	39.1	42.7	65.2
	GT	79.8	80.3	69.2	76.9	58.7
Naive	2 nd last	58.6	58.9	54.1	40.5	27.0
	3 rd last	66.9	51.2	33.8	39.3	38.9
	GT	71.8	75.5	62.7	74.0	32.5

Table 7: Allowing TW-FINCH to estimate the number of clusters.

to be the same segment, whereas Annotator-2 split them into two separate segments. We can see that even though the Annotator-2’s segmentation does not match with the Ground Truth, it is still a valid segmentation. Also, our model predicts segments that are closer to that of GT and Annotator-1. In the second example, our model predicts the first two segments in line with Annotator-2’s segments while the rest of the segments are similar to that of GT and Annotator-1’s segments. In Table 6, we provide quantitative results of segmentation done by each of the annotators, as well as the prediction from our model with respect to MIT OCW’s ground truth.

D. Additional Ablation studies

1. What if the number of segments is unknown? It is not trivial to guess the ideal number of segments for the unseen lectures. In such cases, we let the TW-FINCH algorithm decide the appropriate number of clusters. TW-FINCH produces a hierarchy of partitions where the number of clusters reduces with successive partitions. We use the 2nd- and the 3rd-last partitions to estimate the number of segments automatically and report performance in Table 7. We also report scores for the Naïve baseline on the above partitions as well.

In addition to the usual metrics we also compute the L1 distance between the ground-truth number of clusters and the number of automatically estimated clusters for both the partitions. The L1 distance between the last and 2nd-last partition is 8.554 and that of 3rd-last is 4.614. The 3rd-last partition has a lower L1 score compared to the 2nd-last partition. This, along with the other metrics, indicates that the number of clusters generated by the 3rd-last partition is closer to the ground-truth.

Language Model	NMI ↑	MOF ↑	IOU ↑	F1 ↑	BS@30 ↑
Word2Vec	78.9	79.7	68.4	76.4	58.2
mpnet-v1	79.1	79.7	68.3	76.2	58.4
mpnet-v2	79.8	80.3	69.2	76.9	58.7

Table 8: Impact of different Language Models.

2. Using different language embedding models. In this study, we experiment with three different text embeddings,

1. word2vec: We first preprocess the transcripts by removing the most common stop words. Next, we extract the word embeddings from the GoogleNews pre-trained word2vec model [37]. word2vec encodes each word into to a 300-dimensional vector.
2. multi-qa-mpnet-base-dot-v1 (mpnet-v1 in Table 8): This is a sentence transformer BERT model that uses the pre-trained MPNet [47] model and is trained on 215M (question, answer) pairs from diverse sources. This model encodes the transcripts into a 768-dimensional vector.
3. all-mpnet-base-v2 (mpnet-v2 in Table 8): This model uses the pre-trained MPNet [47] model and is fine-tuned on a 1B sentence pairs dataset using a contrastive learning objective: given a sentence from the sentence pairs, the model should predict which sentence from a randomly sampled other sentences was paired with it. This is the same model that was described in the Main paper Sec. 4.1.

The results of all three models are reported in Table 8. Although, the all-mpnet-base-v2 model performs slightly better when compared to the other two text embedding models the scores are almost similar in all three variations. The results show that there is no significant impact on the type of text embeddings that are used to train the model.

3. How does the model’s embedding dimension affect the performance of segmentation? We train the model with four different output embedding dimensions: 512, 1024, 2048 and 4096. It can be seen from Table 9 that the learned features are robust and independent of the feature dimension and therefore has little impact on the overall performance of the model on the segmentation task. Although

Embed. dim.	NMI ↑	MOF ↑	IOU ↑	F1 ↑	BS@30 ↑
512	79.3	79.7	68.3	76.1	59.7
1024	79.3	80.3	68.9	76.7	59.0
2048	79.8	80.4	69.4	77.1	59.6
4096	79.8	80.3	69.2	76.9	58.7

Table 9: Impact of different embedding dimension.

the embedding dimensions 2048 and 4096 perform slightly better than the rest.

	Feature modality			NMI ↑	MOF ↑	IOU ↑	F1 ↑	BS@30 ↑
	visual	textual	learned					
1	✓	-	✗	53.1	58.6	38.2	46.2	37.5
2	-	✓	✗	48.5	55.1	33.5	41.0	34.3
3	✓	✓	✗	53.1	58.9	38.6	46.5	37.9
4	✓	-	✓	63.9	66.8	48.2	55.7	44.9
5	-	✓	✓	49.2	56.4	35.0	42.4	33.7
6	✓	✓	✓	60.2	64.9	46.0	53.3	44.1

Table 10: Impact of different feature modalities on K-Means

	Feature modality			NMI ↑	MOF ↑	IOU ↑	F1 ↑	BS@30 ↑
	visual	textual	learned					
1	✓	-	✗	65.0	65.4	45.9	55.4	38.6
2	-	✓	✗	67.2	68.1	49.6	59.4	35.3
3	✓	✓	✗	66.3	66.5	47.4	57.0	39.8
4	✓	-	✓	67.1	67.2	48.2	57.6	41.0
5	-	✓	✓	64.7	65.7	45.4	54.8	35.6
6	✓	✓	✓	67.2	67.3	48.1	57.3	41.5

Table 11: Impact of different feature modalities on CTE

4. Impact of different feature modalities on K-Means and CTE [28] We show the segmentation results for K-means and Continuous Temporal Embedding [28] (CTE) on the features extracted using the pipeline (Sec. 4.1 Main Paper) as well as on the learned embeddings from our joint text-video model. The scores are shown in Table 10 and 11. For K-Means, the learned visual embeddings (row 4) and the combination of learned visual and textual embeddings (row 6) outperforms all other variations by a good margin. The results highlight the importance of training lecture-aware representations using our joint text-video embedding model. For CTE, even though all the scores are relatively closer to each other, the one that uses text features (BERT embeddings) (row 2) and a combination of learned visual and textual embeddings (row 6) perform the best. Note that using a combination of learned visual and textual embeddings results in the highest boundary score, highlighting the

Method	NMI \uparrow	MOF \uparrow	IOU \uparrow	F1 \uparrow	BS@30 \uparrow
NCE	70.6	71.5	56.3	66.3	43.2
Ours	79.8	80.3	69.2	76.9	58.7

Table 12: Segmentation performance when lecture-transcript alignment is done using Noise Contrastive Estimation (NCE) loss.

importance of our learned representations in predicting better boundaries.

5. Deeper analysis on Naïve method performing well. As discussed in the paper, one reason why the Naïve method is effective is due to an inherent bias of the instructor spending almost equal amounts of time on different topics in certain lectures. For example, consider a lecture on Multivariate Calculus⁹. Here each of the segment is approximately 16 minutes, thus giving an upper-hand to the naive method. Upon further analysis, we observe that 73 of 350 lectures (nearly 20 % of CwS) have GT segment boundaries within 3 minutes to the boundaries suggested by the Naïve baseline. We perform an ablation study by varying the number of splits obtained by automatically clustering lectures with TW-FINCH. The results indicate that splitting lectures at the ground truth number of segments gives a better segmentation performance than splitting it in any other way, as seen in Table 7.

6. Boundary scores at various intervals. We also perform an ablation study by computing Boundary Scores at various values of K, and it’s plot is shown in Fig. 12. Typically, the instructor spends at least 25-30 seconds (in answering student’s questions, erasing the blackboard etc.) before switching to new a topic. This was the reason behind reporting the scores for BS@30 in the paper. As expected, all methods perform worse for lower values of K and as K approaches 15, the use of 10-15s clip sizes hurts performance.

7. Impact of lecture-transcript alignment strategies. We also compare our approach with a more popular approach that uses Noise Contrastive Estimation (NCE) loss for aligning video-text pairs [34]. The results are reported in Table 12. Our approach, which uses max-margin ranking loss outperforms the NCE loss perhaps due to the scale of the dataset and the limited number of negative samples in the batch. We were unable to train with larger batch sizes due to GPU memory restrictions.

E. Training details

We train our joint text-video embedding model’s parameters with the max-margin ranking loss. We use a mini-batch size of 32. Our model is trained on a 1080ti NVIDIA

⁹Multivariate Calculus - [segment-1](#), [segment-2](#), [segment-3](#)

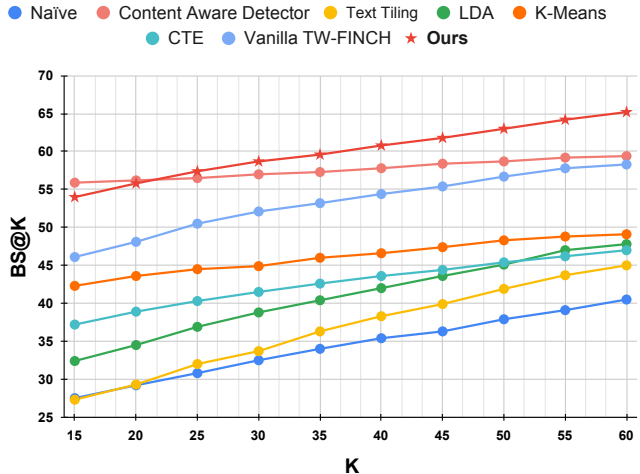


Figure 12: Boundary scores at different values of K.

GPU using Adam optimizer with a learning rate of $1e-4$ and a learning rate decay of 0.9. We use the same hyperparameters for both the pre-training and fine-tuning.

F. Additional Qualitative Results: Retrieval and Segmentation

This section shows additional qualitative results for the text-to-video retrieval and the lecture segmentation task. Fig. 13 shows some of the retrieved clips for different text queries like *graphs coloring*, *operating systems*, etc. We also tested a query *erasing board* to check the model’s comprehension of non-conceptual keywords, as shown in the last example of the figure. Although this query is not present in the transcript, it still correctly retrieves the clips in which the professor erases the blackboard. This demonstrates the importance of pre-training on the CwoS dataset.

Fig. 14 shows more qualitative results from the lecture segmentation task for lectures from different courses. Regardless of the number of segments, our method yields better segmentation length and boundaries when compared with the other baselines.

G. Course-wise segmentation results

We report the top 5 segmentation scores for each of the courses of the CwS dataset across all of its lectures in Table 13. The mapping between the course ID and the course name is shown in Table 14, along with other metadata like the subject area, number of lectures, the average number of segments, and the presentation mode. As seen in the table, our method outperforms all of the other baselines for the majority of the courses. However, there are a few courses (mit032, mit035, mit038, and mit049) for which the Content Aware Detector baseline has scores better than the other methods. These are the courses where we combine the indi-

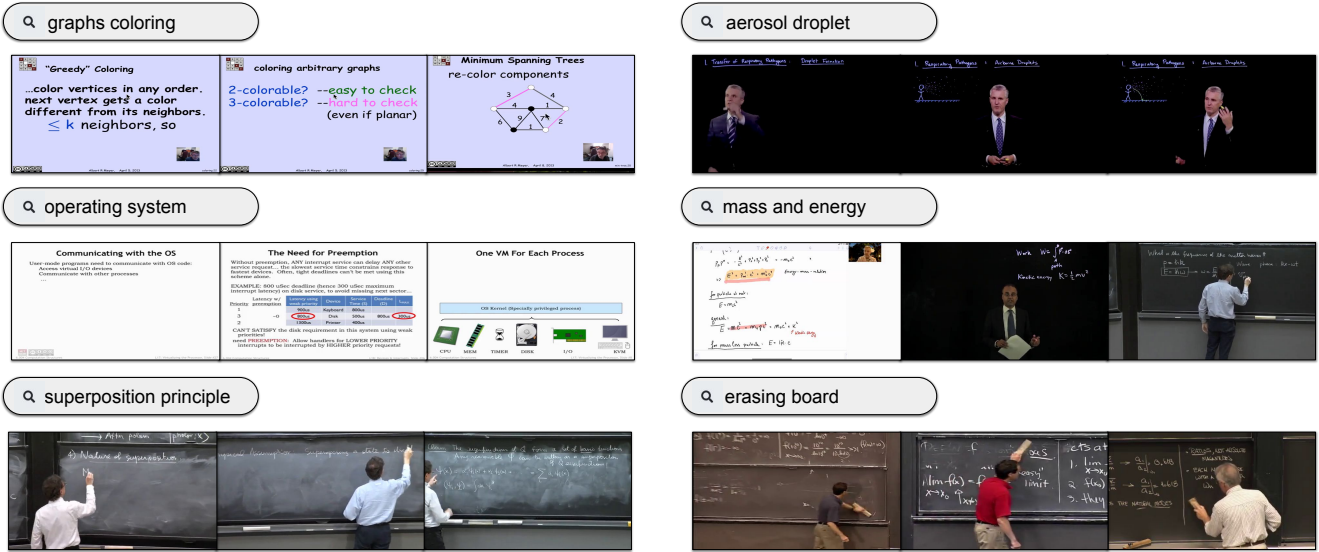


Figure 13: Text-to-video retrieval results on six queries. The figure shows the thumbnails of the top 3 retrieved lecture clips from our model. Our model is able to retrieve relevant lecture clips according to the query.

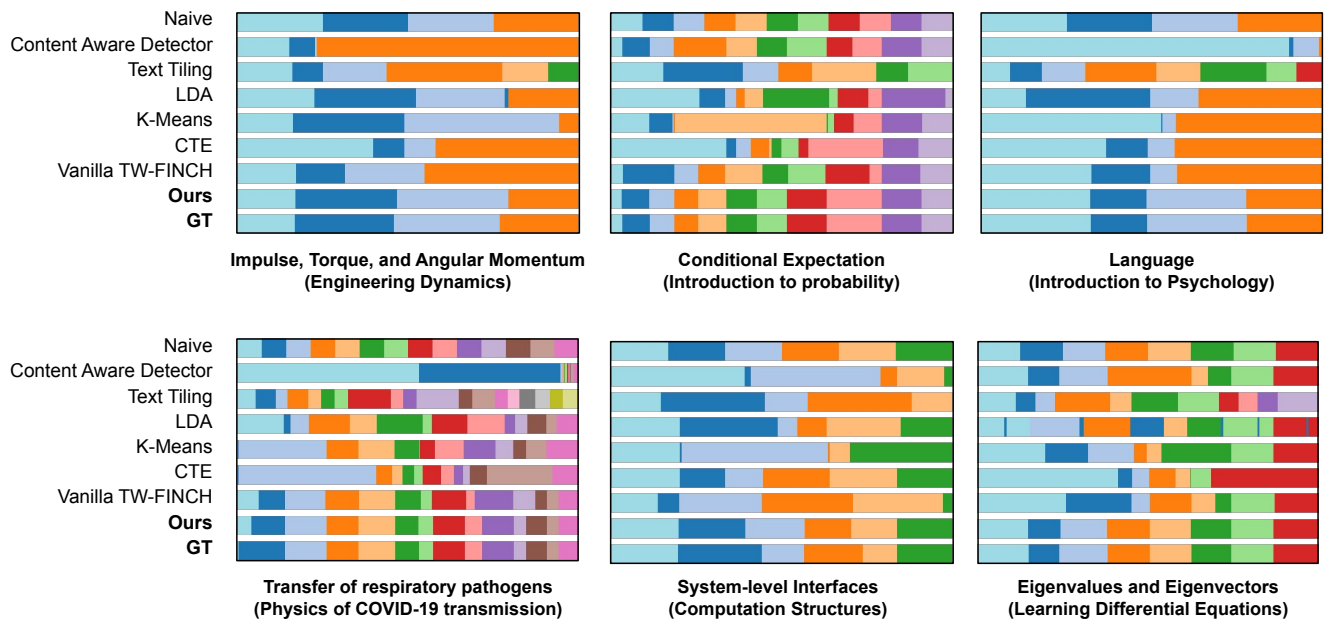


Figure 14: Segmentation examples for six lectures from different courses with varying a number of segments.

vidual shorter video segments to form the complete lecture. Since each of these shorter video segments was filmed independently, the lighting/camera angle may have been slightly different for each of these segments. This makes it easier for the Content Aware Detector to predict accurate boundaries. For the other courses, the Content Aware Detector scores are considerably lower than most of the other baselines and our model. All in all, our model outperforms all of the other baselines on an average across all the lectures of the CwS

dataset easily, as shown in the last panel of Table 13.

Course ID	Method	NMI	MOF	IOU	F1	BS@30	Course ID	Method	NMI	MOF	IOU	F1	BS@30
mit001	Naïve	72.1	63.9	49.0	61.6	22.2	mit002	Naïve	66.3	78.5	66.5	77.1	39.4
	CAD	63.2	55.9	33.4	42.7	29.0		CAD	51.3	66.7	47.7	58.6	35.3
	LDA	70.0	60.7	43.7	55.2	28.1		LDA	57.2	73.4	58.0	69.5	37.3
	V-TWF	76.5	68.2	52.5	62.2	45.5		V-TWF	67.8	77.4	64.7	73.7	54.1
	Ours	76.5	68.4	52.3	62.2	44.2		Ours	75.0	83.9	73.9	80.6	57.3
mit032	Naïve	72.0	79.0	67.7	78.0	47.3	mit035	Naïve	75.8	83.2	72.1	82.8	29.8
	CAD	96.1	96.0	94.9	94.8	94.8		CAD	94.9	94.0	89.8	92.1	91.4
	LDA	68.4	75.9	62.0	72.3	50.7		LDA	70.2	74.0	60.0	72.0	28.0
	V-TWF	78.7	80.4	71.0	78.2	72.4		V-TWF	71.3	70.5	56.6	67.5	39.2
	Ours	87.8	88.2	81.9	86.3	86.5		Ours	77.3	79.6	69.0	78.2	45.7
mit038	Naïve	73.0	82.1	70.9	81.7	26.3	mit039	Naïve	70.1	78.9	67.1	77.4	44.8
	CAD	98.0	97.1	95.8	96.8	96.7		CAD	76.6	77.5	61.8	66.9	70.7
	LDA	69.7	73.9	59.7	71.0	27.2		LDA	78.2	82.3	69.7	77.7	62.2
	V-TWF	74.6	77.6	64.2	73.6	42.7		V-TWF	76.8	81.2	69.2	77.5	57.6
	Ours	76.7	78.9	66.9	75.8	45.8		Ours	83.4	86.0	77.6	83.2	75.6
mit049	Naïve	73.0	72.9	58.7	71.4	26.2	mit057	Naïve	74.4	76.0	63.1	74.5	30.0
	CAD	94.3	89.5	84.3	86.5	90.1		CAD	57.7	56.2	35.7	44.8	26.0
	LDA	78.8	79.7	66.4	76.6	47.4		LDA	68.6	67.1	51.3	62.8	30.6
	V-TWF	82.2	79.8	66.6	74.3	62.9		V-TWF	71.2	69.3	53.7	65.2	32.8
	Ours	84.4	84.7	73.8	81.4	63.2		Ours	76.3	76.0	62.8	72.4	41.2
mit075	Naïve	74.5	77.2	65.0	76.2	34.6	mit088	Naïve	73.9	72.4	58.7	71.4	24.1
	CAD	57.8	57.1	35.6	45.6	24.2		CAD	68.3	57.5	37.4	47.4	42.1
	LDA	74.0	73.8	59.8	70.2	40.3		LDA	76.9	72.2	58.2	68.6	46.0
	V-TWF	72.2	71.5	56.7	67.6	35.4		V-TWF	79.2	71.7	57.2	66.1	54.2
	Ours	73.4	74.8	60.6	71.3	35.2		Ours	80.3	74.8	61.8	71.0	56.0
mit097	Naïve	65.7	81.6	70.2	80.4	43.8	mit126	Naïve	67.0	66.6	51.1	63.5	21.7
	CAD	63.0	75.3	61.2	68.9	58.7		CAD	52.0	57.9	33.6	42.1	27.5
	LDA	65.8	79.6	66.2	74.8	56.5		LDA	67.7	68.0	52.5	63.8	24.4
	V-TWF	72.3	81.9	71.5	79.7	67.3		V-TWF	69.0	69.1	51.5	62.1	39.4
	Ours	79.2	86.1	77.5	83.9	72.4		Ours	72.4	71.1	56.4	66.4	41.5
mit151	Naïve	76.1	65.2	47.8	60.3	23.3	mit153	Naïve	77.1	68.6	53.5	65.5	25.8
	CAD	76.7	66.9	59.0	60.3	63.6		CAD	86.5	76.7	65.1	71.2	70.1
	LDA	77.0	66.9	50.4	61.0	27.4		LDA	77.7	68.6	50.7	61.1	39.8
	V-TWF	85.2	79.4	64.0	73.2	50.4		V-TWF	85.3	77.5	64.2	72.0	65.4
	Ours	95.1	93.6	84.7	88.0	84.6		Ours	90.8	84.7	74.6	79.9	78.8
mit159	Naïve	81.2	85.6	76.4	85.5	31.6	Average (across all the 350 lectures)	Naïve	71.8	75.5	62.7	74.0	32.5
	CAD	95.8	91.7	88.7	91.0	92.5		CAD	72.9	73.3	59.4	65.9	57.0
	LDA	78.6	76.8	65.9	75.6	31.3		LDA	70.0	72.4	57.6	68.2	38.8
	V-TWF	81.8	80.9	69.7	77.6	61.2		V-TWF	74.9	75.1	61.7	70.9	52.1
	Ours	98.4	99.4	98.8	99.4	97.2		Ours	79.8	80.3	69.2	76.9	58.7

Table 13: Course-wise segmentation scores. Here, CAD stands for Content Aware Detector, V-TWF : Vanilla TW-FINCH applied on the concatenation of visual and textual features. The last panel shows the average scores across all the 350 lectures of the CwS dataset.

Course ID	Course Name	Subject area	# Lectures	Avg. # segments	Mode
mit001	Single Variable Calculus	Mathematics	35	7.9	Blackboard
mit002	Multivariable Calculus	Mathematics	35	3.2	Blackboard
mit032	Classical Mechanics	Physics	38	4.3	Digital Board
mit035	Quantum Physics I	Physics	24	4.8	Blackboard
mit038	Quantum Physics III	Physics	24	4.2	Blackboard
mit039	Introduction to Special Relativity	Physics	12	4.2	Digital Board
mit049	Introduction to Nuclear and Particle Physics	Physics	11	6.1	Digital Board
mit057	Introduction to Psychology	BCS	24	5.5	Blackboard
mit075	Principles of Microeconomics	Economics	26	5.1	Blackboard
mit088	Computation Structures	EECS	21	6.6	Slides
mit097	Mathematics for Computer Science	EECS	35	3.2	Slides
mit126	Engineering Dynamics	ME	27	5.3	Blackboard
mit151	Physics of COVID-19 Transmission	Biology	4	9.4	Digital Board
mit153	Introduction to Probability	EECS	26	9.3	Slides
mit159	Learn Differential Equations	Mathematics	8	6.9	Blackboard

Table 14: Mapping between course IDs and course names along with additional metadata. Here, BCS stands for Brain and Cognitive Sciences, EECS - Electrical Engineering and Computer Science, and ME - Mechanical Engineering.