

ASSESSING PHRASE BREAK OF ESL SPEECH WITH PRE-TRAINED LANGUAGE MODELS

Zhiyi Wang*, Shaoguang Mao*, Wenshan Wu, Yan Xia

Microsoft Research Asia

ABSTRACT

This work introduces an approach to assessing phrase break in ESL learners’ speech with pre-trained language models (PLMs). Different with traditional methods, this proposal converts speech to token sequences, and then leverages the power of PLMs. There are two sub-tasks: overall assessment of phrase break for a speech clip; fine-grained assessment of every possible phrase break position. Speech input is first force-aligned with texts, then pre-processed to a token sequence, including words and associated phrase break information. The token sequence is then fed into the pre-training and fine-tuning pipeline. In pre-training, a replaced break token detection module is trained with token data where each token has a certain percentage chance to be randomly replaced. In fine-tuning, overall and fine-grained scoring are optimized with text classification and sequence labeling pipeline, respectively. With the introduction of PLMs, the dependence on labeled training data has been greatly reduced, and performance has improved.

Index Terms— Phrase break, computer-aided language learning, ESL speech, Pre-trained language models

1. INTRODUCTION

Proper phrase break is crucial to oral performance[1] and is always a challenge for English as a Second Language (ESL) learners. There has been considerable research in computer-aided language learning (CALL)[2, 3, 4, 5]. As for the phrase break assessment, there are two main categories: 1) break feature extraction and modeling[6, 7]. 2) modeling against reference speech[8, 9]. For example, a method was proposed to evaluate break by computing similarity between the assessed speech with utterances from native speakers or Text-to-Speech (TTS) system [8].

Although modeling against reference speech[8, 9] is an effective approach to assessing speech performance, some errors unavoidably occur when it comes to handle diverse phrase break cases. As shown in Figure 1, the correct phrase break patterns for the same text are various, and thus it is not to say that the phrasing is incorrect if it is different with template audios. The previous works fail to consider this

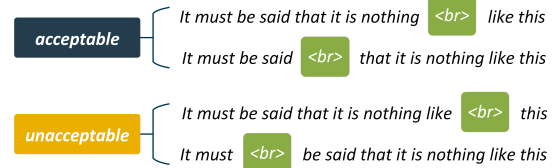


Fig. 1. Example of diverse phrase break patterns(
 represents a phrase break)

fact. Instead, they model the phrase break like a fixed pattern prediction.

Meanwhile, a large scale of high-quality human-labeled data is required for traditional methods. However, the subjective labeling is costly and the labeling consistency is hard to satisfy[2, 10, 11]. How to construct robust models with small dataset is still under research.

Phrase break prediction is a traditional task in the TTS area[12, 13, 14, 15]. In Futamata’s work[12], a phrase break prediction method is proposed that combines implicit features extracted from BERT and explicit features extracted from BiLSTM with linguistic features. Although the goals of phrase break prediction and phrase break assessment are different, the second one being much harder considering the diverse break facts, we can refer to the idea that the break information can be inferred from input text, and leverage the power of rising pre-trained language models (PLMs)[16, 17, 18].

This paper presents a new approach to assessing phrase break with PLMs. In particular, there are two sub-tasks: assessment on phrase break for a speech and fine-grained assessment on each break position.

First, each speech is processed into a token sequence with text-speech forced alignment[19, 20, 21], referencing Figure 2. The token sequence consists of words and associated phrase break tokens (break duration information for each between-words interval). Then, in the pre-training stage, a replaced break token detection strategy is employed. Each break token from the original sample has 15% chance to be replaced by other break tokens. Then, a discriminator is trained with augmented data riding on BERT[16] to identify whether the token sequence is edited. Finally, in the fine-tuning stage, the overall assessment and fine-grained

*Equal Contribution.

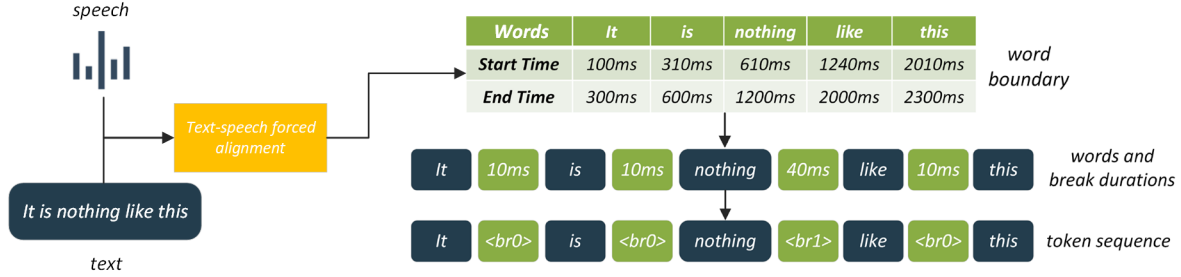


Fig. 2. Overview of the pre-processing. The speech-text forced alignment tool recognizes word boundaries and the duration between adjacent words. Then, the final token sequence is obtained by converting the duration to break tokens with Table 1 .

assessment are fine-tuned with text classification and token classification, respectively.

The main contributions are: First, A new pre-training fine-tuning pipeline is proposed for assessing phrase break, where self-supervised learning and the power of PLMs are leveraged, and consequently a robust model is trained with a small dataset. Second, this work takes diverse phrasing patterns into consideration to construct a more precise assessment.

2. APPROACH

2.1. Task definition

We use two tasks to demonstrate how PLMs can be applied into assessing phrase break.

One is predicting a rank r for a test speech to indicate its overall performance on phrase break . The other one is that given a speech S , consisting n words, predict a rank r_i for each interval b_i between two words on whether the phrase break is appropriate, including whether an existing break is appropriate and whether an expected break is missed.

2.2. Pre-processing

To leverage the power of PLMs, the speech clips are first converted to a token sequence with speech-text forced alignment.

As shown in Figure 2, speech-text forced alignment is used to recognize the phrase break and duration between every pair of adjacent words w_i and w_{i+1} . Based upon the statistical information and linguists' suggestions, the phrase breaks are categorized into four types, as shown in Table 1. A speech utterance is then tokenized into a token sequence $T : \{w_0, b_0, w_1, \dots, w_i, b_i, w_{i+1}, \dots, w_n\}$, including words and phrase break tokens.

2.3. Replaced Break Token Detection

We introduce a pre-training approach named replaced break token detection. As shown in Figure 3, speech recordings by native speakers from TTS corpus are collected as original samples because TTS recordings have good performance in

Type	Duration	Comment
br0	(0, 10ms]	No break
br1	(10ms, 50ms]	Slight / Optional break
br2	(50ms, 200ms]	Break
br3	(200ms, +∞)	Long break

Table 1. The definition of break tokens

phrase break. Then, each sample is randomly corrupted several times with the strategy that each break token has 15% chance to be replaced with other kinds of break tokens.

With corruption, the real data from TTS recordings represents acceptable break patterns, while corrupted data represents potential errors. Although acceptable phrase breaks are various, we assume that after a series of random replacements on tokens, it is very likely that the original samples have been corrupted to incorrect break patterns.

The pre-training is from BERT as it is trained on a large scale of texts and learns contextual relations between words (or sub-words)[16]. A discriminator is trained with cross-entropy loss on the augmented data to predict whether the input sequence has been corrupted. The trained model is called Break-BERT for convenience.

2.4. Downstream Tasks

2.4.1. Overall Assessment

The overall assessment task is treated as a sequence classification task. The model predicts a rank r for a token sequence, $r \in R$. The model consists of the head of the pre-trained model and a classifier on top, and is trained with cross-entropy loss.

2.4.2. Fine-grained Assessment

The fine-grained assessment is treated as a sequence labeling task. An $r_i \in R$ is expected to be assigned to b_i . There is a token classification head on top of the hidden-states output from pre-trained model. It is also trained with a cross-entropy loss function.

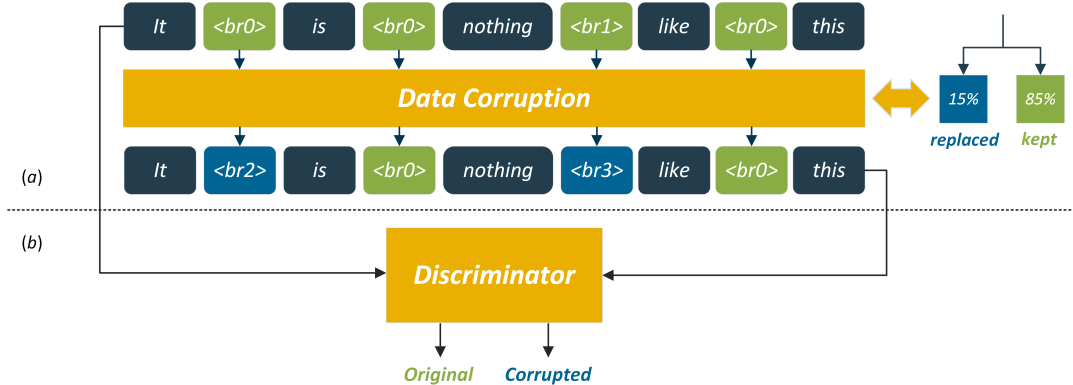


Fig. 3. An overview of the replaced break token detection pre-training process. Part (a) describes an example of data corruption where each break token in the original token sequence has 15% chance to be replaced with other tokens. Part (b) is the pre-training stage where a discriminator is trained to distinguish original or corrupted data.

Dataset	Part	Clips	Words	Dura.
LJ Speech	Train	11.5K	192K	22.5h
	Test	500	8K	1h

Table 2. Statistics of pre-training dataset. (Dura. indicates Duration)

Model	Acc.	F-score
Break-BERT	83.9%	89.7%

Table 3. Performance of pre-trained models. (Acc. indicates Accuracy)

Dataset	Poor	Fair	Great	Total
Overall	21	136	643	800
Fine-grained	129	644	10797	11570

Table 4. Statistics of downstream datasets.

phrase break ranging from 1 (Poor), 2 (Fair), and 3 (Great). If two experts’ opinions are inconsistent, an extra linguist will intervene and do the final scoring. The statistics of collected corpus are listed in Table 4. All data is available for research.

3. EXPERIMENTS

3.1. Pre-training

A TTS corpus, LJ Speech[22], is employed to conduct pre-training as the TTS recordings are commonly in good phrase breaks and contain diverse phrase break patterns. The detailed information can be found in Table 2.

In data corruption, the ratio between the corrupted samples and the original samples is 3:1, i.e. for each original sample, three random corrupted samples are augmented. The pre-training begins from BERT_{BASE}, and a simple linear classifier is added on the top. It is trained with a batch size of 64 for 3 epochs over the dataset. The maximum sequence length is set to 128. We used back propagation and Adam optimizer with a learning rate of 1e-4. After the pre-training, the binary classification results of Break-BERT are reported in Table 3.

3.2. Downstream Task Corpora

We collected 800 audio samples from different Chinese ESL learners. Then, two linguists are invited to assess them with overall performance on phrase break and each individual

3.3. Experimental Setup

Baselines Bi-LSTM+Linear Layer and Bi-LSTM+CRF (Conditional Random Field)[23] are set as baselines for overall and fine-grained assessment, separately. We apply Bi-LSTM as a backbone considering it still works well in a relatively small dataset. The hidden layer size is set to 1024. Meanwhile, a direct fine-tuning with downstream data on BERT is conducted to verify the validity of the proposed pre-training process. The baseline models take the identical token sequences by the BERT tokenizer.

Additionally, we adopt the Against-TTS method [8] as a baseline and tag the output break similarity score [0, 0.3), [0.3, 0.7), [0.7, 1.0] as poor, fair, great, separately. The adopted TTS system is from Microsoft Cognitive Service en-US-AriaNeural voice.

Cross-validation We apply five-fold cross-validation to avoid instability of sampling and report the mean and standard deviation of experiments.

3.4. Results

Accuracy, weighted f-score and macro f-score are taken as metrics[10]. As shown in Table 5, compared with Bi-LSTM,

Assessment Model		Metric avg.(std)		
		Acc.	F-Score(weighted)	F-Score(macro)
Overall	Bi-LSTM	80.2(0.64)	76.4(0.96)	39.2(0.81)
	Against-TTS	54.4(0.99)	61.1(0.71)	36.3(0.56)
	#BERT	80.4(0.65)	77.9(0.70)	40.9(0.71)
	#Break-BERT	82.5(0.50)	81.7(0.57)	52.3(1.05)
Fine-grained	Bi-LSTM	92.5(0.39)	90.1(0.56)	39.9(0.37)
	Against-TTS	70.9(0.26)	78.6(0.40)	31.1(0.15)
	#BERT	91.8(0.41)	89.0(0.58)	39.5(0.41)
	#Break-BERT	92.8(0.31)	91.6(0.40)	44.3(0.25)

Table 5. Performance of overall and fine-grained assessment models. '#' stands for 'Fine-tune'.

TTS : now	Human	Our model	Against TTS
1. now can you give me a few words to describe the body shape of this girl	great	great	poor
2. now can you give me a few words to describe the body shape of this girl	great	great	poor
3. now can you give me a few words to describe the body shape of this girl	great	great	poor

Fig. 4. The comparison of different approaches dealing with multiple phrase break patterns of the same text. There are some phrase break patterns that differ from TTS output audio but are treated as correct by humans.

Against-TTS and fine-tuning on BERT, the proposed pre-training fine-tuning greatly improves all metrics. It is worth mentioning that the Against-TTS system performs much worse than the proposed approach. More discussions are included in the next section.

4. DISCUSSIONS

4.1. Influence of Pre-training

The pre-training process takes TTS human recordings as correct samples, where multiple phrase break patterns exist. After a series of random corruptions, the augmented samples are likely to be incorrect in phrasing. After the pre-training on original and constructed incorrect patterns, the discriminator has learned general linguistic patterns and phrase break information through self-supervised learning.

The experiments verified the assumptions. The proposed model yields better results. The knowledge learned from pre-training benefits downstream tasks.

4.2. How Diverse Breaks are Handled

The experimental results verified Against-TTS approach's limits on handling multiple possible phrase breaks. As shown in Table 6, there are sharp drops of the recall of category 3 (Great) and the precision of category 1 (Poor), while the precision of category 3 (Great) and the recall of category 1 (Poor) are kept. For a test speech, if it shows a different phrase break pattern with reference audio, it tends to be classified as poor even if it is correct. When it shows a similar

Category	Against-TTS		#Break-BERT	
	Precision	Recall	Precision	Recall
Poor	4.3%	28.6%	50.0%	14.3%
Fair	26.7%	46.3%	49.2%	47.8%
Great	87.3%	57.5%	89.7%	92.4%

Table 6. Performance analysis on different categories. '#' stands for 'Fine-tune'.

phrase break pattern to the template, it is highly possible to be a correct phrasing. This explains the high precision, low recall for category 3 (Great), as well as the high recall, low precision of category 1 (Poor). Figure 4 shows examples of how the proposed framework well handled diverse break patterns while Against-TTS failed.

5. CONCLUSIONS

This work presents a new approach to tackling ESL speech phrase break assessment with pre-trained language models (PLMs). The benefits are two-fold: on the one hand, the introduction of PLMs greatly minimizes the requirements for collecting labeled data; on the other hand, the proposed self-supervised learning can handle multiple possible phrase break patterns of the same text. In the future, leveraging PLMs to solve other prosody assessment tasks, like intonation and stress, is well worth researching.

6. REFERENCES

- [1] M.L. Fach, “A comparison between syntactic and prosodic phrasing.,” in *Eurospeech*. Citeseer, 1999, vol. 99, pp. 527–530.
- [2] S. Mao, Z. Wu, J. Jiang, P. Liu, and F.K. Soong, “Nn-based ordinal regression for assessing fluency of esl speech,” in *Proc. ICASSP 2019*. IEEE, pp. 7420–7424.
- [3] B. Lin, L. Wang, H. Ding, and X. Feng, “Improving 12 english rhythm evaluation with automatic sentence stress detection,” in *2021 IEEE Spoken Language Technology Workshop (SLT)*. IEEE, 2021, pp. 713–719.
- [4] S. Mao, F. Soong, Y. Xia, and J. Tien, “A universal ordinal regression for assessing phoneme-level pronunciation,” in *Proc. ICASSP 2022*. IEEE, pp. 6807–6811.
- [5] W. Hu, Y. Qian, F.K. Soong, and Y. Wang, “Improved mispronunciation detection with deep neural network trained acoustic models and transfer learning based logistic regression classifiers,” *Speech Communication*, vol. 67, pp. 154–166, 2015.
- [6] K. Fu, S. Gao, X. Tian, W. Li, Z. Ma, and A.I. Bytedance, “Using fluency representation learned from sequential raw features for improving non-native fluency scoring,” *Proc. Interspeech 2022*, pp. 4337–4341.
- [7] K. Sabu and P. Rao, “Automatic assessment of children’s oral reading using speech recognition and prosody modeling,” *CSI Transactions on ICT*, vol. 6, no. 2, pp. 221–225, 2018.
- [8] Y. Xiao and F.K. Soong, “Proficiency assessment of esl learner’s sentence prosody with tts synthesized voice as reference.,” in *INTERSPEECH*, 2017, pp. 1755–1759.
- [9] J. Proença, G. Raboshchuk, Â. Costa, P. Lopez-Otero, and X. Anguera, “Teaching american english pronunciation using a tts service.,” in *SLaTE*, 2019, pp. 59–63.
- [10] J. Zhang, Z. Zhang, Y. Wang, Z. Yan, Q. Song, Y. Huang, K. Li, D. Povey, and Y. Wang, “speechocean762: An open-source non-native english speech corpus for pronunciation assessment,” *arXiv preprint arXiv:2104.01378*, 2021.
- [11] H. Meng, W.K. Lo, A.M. Harrison, P. Lee, K.H. Wong, W.K. Leung, and F. Meng, “Development of automatic speech recognition and synthesis technologies to support chinese learners of english: The cuhk experience,” *Proc. APSIPA ASC*, pp. 811–820, 2010.
- [12] K. Futamata, B. Park, R. Yamamoto, and K. Tachibana, “Phrase break prediction with bidirectional encoder representations in japanese text-to-speech synthesis,” *arXiv preprint arXiv:2104.12395*, 2021.
- [13] M. Kunešová and M. Řezáčková, “Detection of prosodic boundaries in speech using wav2vec 2.0,” in *International Conference on Text, Speech, and Dialogue*. Springer, 2022, pp. 377–388.
- [14] R. Liu, B. Sisman, F. Bao, J. Yang, G. Gao, and H. Li, “Exploiting morphological and phonological features to improve prosodic phrasing for mongolian speech synthesis,” *IEEE/ACM Transactions on Audio, Speech, and Language Processing*, vol. 29, pp. 274–285, 2020.
- [15] A. Rendel, R. Fernandez, R. Hoory, and B. Ramabhadran, “Using continuous lexical embeddings to improve symbolic-prosody prediction in a text-to-speech frontend,” in *Proc. ICASSP 2016*. IEEE, pp. 5655–5659.
- [16] J. Devlin, M.W. Chang, K. Lee, and K. Toutanova, “Bert: Pre-training of deep bidirectional transformers for language understanding,” *arXiv preprint arXiv:1810.04805*, 2018.
- [17] Y. Liu, M. Ott, N. Goyal, J. Du, M. Joshi, D. Chen, O. Levy, M. Lewis, L. Zettlemoyer, and V. Stoyanov, “Roberta: A robustly optimized bert pretraining approach,” *arXiv preprint arXiv:1907.11692*, 2019.
- [18] L. Dong, N. Yang, W. Wang, F. Wei, Y. Liu, X. and Wang, J. Gao, M. Zhou, and H.W. Hon, “Unified language model pre-training for natural language understanding and generation,” *Advances in Neural Information Processing Systems*, vol. 32, 2019.
- [19] V.C. Mathad, T.J. Mahr, N. Scherer, K. Chapman, K.C. Hustad, J. Liss, and V. Berisha, “The impact of forced-alignment errors on automatic pronunciation evaluation.,” in *Interspeech*, 2021, pp. 1922–1926.
- [20] P.J. Moreno, C.F. Joerg, J.M. Van Thong, and O. Glickman, “A recursive algorithm for the forced alignment of very long audio segments.,” in *ICSLP*, 1998, vol. 98, pp. 2711–2714.
- [21] P.J. Moreno and C. Alberty, “A factor automaton approach for the forced alignment of long speech recordings,” in *Proc. ICASSP 2009*. IEEE, 2009, pp. 4869–4872.
- [22] Keith Ito and Linda Johnson, “The lj speech dataset,” <https://keithito.com/LJ-Speech-Dataset/>, 2017.
- [23] Marek Rei, “Semi-supervised multitask learning for sequence labeling,” *arXiv preprint arXiv:1704.07156*, 2017.