

Solvable potentials in a FLRW+Scalar universe and Fits to type Ia supernovae data

B. S. Balakrishna*

October 25, 2022

Revised: November 28, 2022[†]

Abstract

FLRW equations are analyzed in a universe with a cosmic scalar background that is spatially uniform but time-varying. Some solvable scalar potentials to the combined dynamics in such a universe are presented. They are consistent with the scalar dynamics as a consequence of energy momentum conservation. Certain potentials are found to provide very good fits to type Ia supernovae data, with the kinetic and potential energies of the scalar providing the source for dark matter and dark energy. The scalar rolls down the potential as the universe expands, with the potential playing the role of a time-varying cosmological constant, modeling a scenario recently discussed in the literature. The solutions also provide an insight into cosmic inflation, with the presence of matter providing a mechanism to stop inflation, and a plausible reasoning for the order of magnitude of the cosmological parameters.

1 Introduction

Type Ia supernovae (SNe Ia) data by the supernova cosmology project team[1] has provided us with a description of the contents of the universe. Within the framework of the Λ CDM model of the universe, the data indicates about 34% matter and 66% dark energy. Because observations reveal only about 5% ordinary matter, the rest 29% has been attributed to dark matter, leading to dark matter searches. Various candidates have been suggested to account for dark matter and dark energy.

Here we explore the possibility that a scalar background could be the source of dark matter/dark energy. We analyze the equations governing a FLRW universe in a spatially uniform but time-varying scalar background. It is shown that the equations allow us to construct solvable scalar potentials consistent with the combined dynamics in such a universe. The potentials satisfy the equation of motion for the scalar as a consequence of energy momentum conservation. Certain potentials are found to provide very good fits to SNe Ia data. An explicit expression is obtained for the potential function $V(\phi)$ for the scalar field ϕ fitting the data exactly as in Λ CDM:

$$V(\phi) = \alpha_0 + \frac{3\alpha_0}{8\gamma^2} \sinh^2(\gamma\phi), \quad \gamma = \sqrt{\frac{3(\alpha_1 + \rho_1)}{4\alpha_1}}, \quad \alpha_0 = 0.66\rho_c, \quad \alpha_1 + \rho_1 = 0.34\rho_c, \quad 0 \leq \rho_1 < 0.34\rho_c, \quad (1)$$

where ρ_1 is the current matter density and ρ_c the critical density. If ρ_1 accounts for just the observed matter density, the rest of the critical density can be thought of as being accounted for by the kinetic and potential energies of the scalar. For earlier work on implying scalar potentials from observations, see [2, 3, 4, 5, 6].

In the above model, the scalar ϕ starts off infinitely large at early times and rolls down the potential to zero as the universe expands. The potential, starting off infinitely large at early times drops asymptotically to a fixed value, the cosmological constant term in the potential. We may say that the scalar provides a source for just the dark matter, but SNe Ia data can be fit equally well with potentials approaching zero as

*Email: balakbs2@gmail.com

[†]Added a section on inflaton evolution.

the universe expands. An example of a such potential providing the source for just the dark energy, fitting the data as in a flat- Λ CDM model, is

$$V(\phi) = \alpha \left(1 - \frac{\beta}{6}\right) \left[\left(\frac{\rho_1}{\alpha}\right) \sinh^2(\gamma\phi)\right]^{-\sqrt{\beta}/(2\gamma)}, \quad \gamma = \frac{3-\beta}{2\sqrt{\beta}}, \quad \alpha = 0.73\rho_c, \quad \rho_1 = 0.27\rho_c, \quad \beta = 0.5. \quad (2)$$

We may then say that the potential played the role of a time-varying cosmological constant. Similar scenarios have been discussed lately in the literature under the name of quintessence[7, 8, 9]. An essential part of such a modeling exercise is to propose a viable scalar potential that can account for the universe contents.

Energy momentum conservation embedded into FLRW equations indicates that scalar coupling to matter can lead to matter creation. Matter creation in different setups have been discussed earlier[10, 12]. Presence of matter can also have a dramatic impact as to when cosmic inflation stops. Inflation tracking matter evolution subsequent to inflation provides a consistent picture of its role as a source of dark matter/dark energy. Such a picture provides a reasoning for the order of magnitude of the cosmological parameters, supporting a plausibility that the scalar background that may be showing up as dark matter in SNe Ia data may be a remnant of cosmic inflation. Such an identification has also been pursued earlier in the literature[11, 12, 13, 14, 15].

2 FLRW equations

Let us consider a homogeneous and isotropic universe in the presence of matter and scalar fields $\phi_i, i = 1, \dots$. Scalar fields are taken to be spatially uniform but time-varying. Let U be the kinetic part of their dynamics under a collective scalar potential V . Matter density is ρ and its pressure p . In this universe, the FLRW equations for the scale factor $a(t)$ read (in units $c = 1$ and $8\pi G = 1$)

$$\begin{aligned} 3\frac{\dot{a}^2}{a^2} + 3\frac{k}{a^2} &= U + V + \rho, \\ 2\frac{\ddot{a}}{a} + \frac{\dot{a}^2}{a^2} + \frac{k}{a^2} &= V - U - p. \end{aligned} \quad (3)$$

Scale factor is chosen to be unity at present time. A dot on a symbol denotes time differentiation. A prime on a symbol will denote differentiation with respect to a . Here k is the uniform spacial curvature. U represents

$$U = \frac{1}{2} \sum_i \dot{\phi}_i^2 = \frac{1}{2} \dot{a}^2 \sum_i \phi_i'^2 = \dot{a}^2 W, \quad W = \frac{1}{2} \sum_i \phi_i'^2 \quad (4)$$

which introduces W for convenience. Adding the two Eqs. (3), multiplying by a^5 and integrating, we get,

$$3\frac{\dot{a}^2}{a^2} = \frac{C_\epsilon}{a^6} - 3\frac{k}{a^2} + \frac{3}{a^6} \int_\epsilon^a daa^2 (2a^3V + (\rho - p)a^3), \quad (5)$$

where C_ϵ is an integration constant and ϵ is a suitable lower bound on a . Another relation that follows from the first of Eqs. (3) is, after expressing U as $\dot{a}^2 W$ and rearranging to get the \dot{a}^2 's together,

$$3\frac{\dot{a}^2}{a^2} = \frac{V + \rho - \frac{3k}{a^2}}{1 - \frac{1}{3}a^2W}. \quad (6)$$

It is convenient to introduce a function $f(a)$, that we may call a fit-function for use in our SNe Ia data analysis, defined by

$$f(a) = U + V = 3\frac{\dot{a}^2}{a^2} + \frac{3k}{a^2} - \rho. \quad (7)$$

$f(a)$ would satisfy $f(1) = \rho_c - \rho_1 + 3k$ where ρ_c is the critical density and ρ_1 is the matter density at current time ($a = 1$). In terms of f , we have

$$3\frac{\dot{a}^2}{a^2} = f(a) + \rho - \frac{3k}{a^2} = \frac{C_\epsilon}{a^6} - \frac{3k}{a^2} + \frac{3}{a^6} \int_\epsilon^a daa^2 (2a^3V + (\rho - p)a^3) = \frac{V + \rho - 3k/a^2}{1 - \frac{1}{3}a^2W}. \quad (8)$$

This lets us express both V and W in terms of f . For V , we have

$$\begin{aligned} a^6 f + \rho a^6 - 3ka^4 &= C_\epsilon - 3ka^4 + 3 \int_\epsilon^a da a^2 (2a^3 V + (\rho - p)a^3), \\ V &= \frac{1}{6a^5} (a^6 f)' + \frac{1}{6a^5} (\rho a^6)' - \frac{\rho - p}{2} = f + \frac{a}{6} f' + \frac{a}{6} \rho' + \frac{\rho + p}{2}, \end{aligned} \quad (9)$$

and for W ,

$$\begin{aligned} 1 - \frac{1}{3} a^2 W &= \frac{1}{(f + \rho - 3k/a^2)} \left(V + \rho - \frac{3k}{a^2} \right), \\ W &= \frac{3}{a^2 (f + \rho - 3k/a^2)} \left(-\frac{a}{6} f' - \frac{a}{6} \rho' - \frac{\rho + p}{2} \right). \end{aligned} \quad (10)$$

It is helpful to express these in terms of co-moving matter densities. Let us introduce σ_i 's for each kind of matter, that we may call co-moving densities, with equations of state $p_i = w_i \rho_i$:

$$\sigma_i = \rho_i a^{3(1+\bar{w}_i)}, \quad \bar{w}_i = \frac{1}{\ln a} \int_1^a \frac{da}{a} w_i(a). \quad (11)$$

For constant w_i 's, we have $\bar{w}_i = w_i$. Using these in the expressions for V and W gives us

$$\begin{aligned} V &= f + \frac{a}{6} f' + \frac{1}{6a^2} \sum_i a^{-3\bar{w}_i} \sigma_i', \\ W &= \frac{3}{a^2 (f + \rho - 3k/a^2)} \left(-\frac{a}{6} f' - \frac{1}{6a^2} \sum_i a^{-3\bar{w}_i} \sigma_i' \right). \end{aligned} \quad (12)$$

Note that for U we just have (giving $U + V = f$ as expected)

$$U = -\frac{a}{6} f' - \frac{1}{6a^2} \sum_i a^{-3\bar{w}_i} \sigma_i'. \quad (13)$$

Results for V and W hence indicate a split up of the fit-function between kinetic U and potential V components of the scalar. It is sometimes helpful to analyze the scalar fields in terms of an equation of state parameter w_s expressible as

$$w_s = \frac{U - V}{U + V} = -\frac{1}{3a^2 f} (a^3 f)' - \frac{1}{3a^2 f} \sum_i a^{-3\bar{w}_i} \sigma_i'. \quad (14)$$

For a single scalar background, we can express the scalar field ϕ given $W = (1/2)\phi'(a)^2$ as

$$a^2 \phi'^2 = \frac{-a f'}{f + \rho} = 6 \frac{f - V}{f + \rho} \quad (15)$$

which assumes $k = 0$ and no matter creation, i.e. $\sigma_i' = 0$. For the scalar field itself, we have

$$\phi(b) = \pm \int^b \frac{da}{a} \sqrt{\frac{-a f'}{f + \rho}}. \quad (16)$$

Base limit of integration could be taken to be 0 if $\phi \rightarrow 0$ as $a \rightarrow 0$, or ∞ if $\phi \rightarrow 0$ as $a \rightarrow \infty$, or something in-between if ϕ diverges on both ends. A useful relation between w_s and $a\phi'$ is

$$w_s = -1 - \frac{a}{3f} f' = -1 + \frac{1}{3f} (f + \rho) a^2 \phi'^2 \geq -1 + \frac{1}{3} a^2 \phi'^2, \quad (17)$$

where the equality holds in the absence of matter. Looking at Eq. (15) for $a^2 \phi'^2$, we note that this can cover a wide range within $[-1, 1)$, with $w \rightarrow 1$ if $V/f \rightarrow 0$. This indicates that the scalar can evolve effectively as radiation or matter over a period of time.

Results for V and ϕ provide a relation between them in terms of 'parameter' a . In other words, it is a parametric description of the potential $V(\phi)$. To obtain $V(\phi)$ as a function of ϕ itself, one could attempt to solve for a in terms of ϕ from the ϕ -integral and use it in the expression for $V(\phi(a))$. As we will see in section (3), such solvable potentials provide a self-consistent framework, with the equation of motion of ϕ being automatically satisfied.

3 Scalar Dynamics

Its interesting and important to note that, in a single scalar background ϕ in the absence of matter creation, potential V is automatically consistent with the equation of motion for ϕ as a consequence of conservation of energy momentum, or rather we could say it is implied to be consistent with the equation of motion for ϕ . To see this, let us use Eq. (5) in the first of Eqs. (3),

$$U = \frac{C_\epsilon}{a^6} - \frac{1}{a^6} \int_\epsilon^a da a^3 (a^3 V' + (\rho a^3)' + 3pa^2), \quad (18)$$

leading to

$$(a^6 U)' + a^6 V' + a^3 (\rho a^3)' + 3pa^5 = 0. \quad (19)$$

One can check explicitly that our expressions for U and V do satisfy this relation. Now, using $U = \dot{\phi}^2/2$, multiplying by \dot{a} and going from a -differentiation to t -differentiation, we get

$$\frac{1}{2} \frac{d}{dt} \left(a^3 \frac{d\phi}{dt} \right)^2 + a^6 \frac{dV}{dt} + a^3 \frac{d(\rho a^3)}{dt} + 3pa^5 \frac{da}{dt} = 0. \quad (20)$$

Rewriting using $d/dt = (d\phi/dt)d/d\phi$ in the second term and dividing by a^6 gives

$$\frac{d\phi}{dt} \left[\frac{1}{a^3} \frac{d}{dt} \left(a^3 \frac{d\phi}{dt} \right) + \frac{dV}{d\phi} \right] + \frac{1}{a^3} \left(\frac{d(\rho a^3)}{dt} + 3pa^2 \frac{da}{dt} \right) = 0. \quad (21)$$

The second term is sum of co-moving density contributions $\dot{\sigma}_i a^{-3(1+\bar{w}_i)}$, σ_i being defined earlier in Eq. (11). Assuming no matter creation, i.e. $\dot{\sigma}_i = 0$, and with $d\phi/dt$ nonzero, above gives us the equation of motion in the a -background:

$$\frac{1}{a^3} \frac{d}{dt} \left(a^3 \frac{d\phi}{dt} \right) + \frac{dV}{d\phi} = 0. \quad (22)$$

Thus, working with a fit-function is consistent with the scalar dynamics for its implied potential V .

If there are any couplings of scalar to matter, they can make their appearance along the lines of ρ and p in our expressions. Let us assume that they couple collectively to ρ as $I_\rho \rho$ and to p as $I_p p$, with some field-dependent interaction strengths I_ρ and I_p respectively. Using this in Eq. (19) along the lines of ρ and p , with the time-derivatives of I_ρ and I_p consumed by the equations of motion, gives us

$$(1 + I_\rho) (\rho a^3)' + 3(1 + I_p) p a^2 = 0. \quad (23)$$

Assuming just one kind of matter with equation of state parameter w , we can rewrite this for its co-moving density σ (introduced in Eq. (11)) as

$$\begin{aligned} a\sigma' &= 3w \frac{(I_\rho - I_p)}{(1 + I_\rho)} \sigma, \quad \sigma = \rho a^{3(1+\bar{w})}, \\ \sigma(a) &= \sigma(\epsilon) \exp \left(3 \int_\epsilon^a \frac{da}{a} w(a) \frac{(I_\rho - I_p)}{(1 + I_\rho)} \right), \end{aligned} \quad (24)$$

where ϵ is a suitable lower cutoff for a . For specifics let us consider just one scalar, coupling linearly as $I_\rho = \lambda_\rho \phi > 0$ and $I_p = \lambda_p \phi > 0$. If $\lambda_\rho > \lambda_p > 0$ and $w \neq 0$, this would result in matter continuously being created. Any initial perturbation in the energy density can seed further creation. This is of course too simplistic a view of matter creation. It doesn't specify the contents or mechanism, a Boltzmann equation arising as a consequence of energy momentum conservation. However, it is interesting to note that it's rate is proportional to equation of state parameter w (assuming I_ρ and I_p are independent of w), suggesting that matter creation was active early on in the history of the universe and is largely suppressed at later times.

If instead interested in expressing the above in terms of couplings I_u and I_v respectively to the 'kinetic' and 'potential' components of matter, one could either re-derive it along the lines of U and V in Eq. (19), or replace I_ρ and I_p in the above result with (for constant w)

$$\begin{aligned} I_\rho &= \frac{1}{2} [(I_u + I_v) + w(I_u - I_v)], \\ I_p &= \frac{1}{2w} [(I_u - I_v) + w(I_u + I_v)]. \end{aligned} \quad (25)$$

The contribution of matter couplings to V in our Eqs. (12) in section (2) would be an addition of

$$\frac{a}{6}\phi'(a)\frac{dI_\rho(\phi)}{d\phi}\rho, \quad (26)$$

and its negative to W inside parenthesis (as well as $I_\rho\rho$ in the denominator). There are other contributions involving I_ρ and I_p , but those will get consumed if we require that Eq. (23) is satisfied.

4 Solvable Potentials

Let us consider a flat universe ($k = 0$) with co-moving matter densities constant in time, unless specified otherwise. Let us build models for some chosen fit-functions, since working with fit-functions directly helps us to be in better agreement with SNe Ia data.

There are some generic characteristics that are helpful in choosing fit-functions. For U to remain non-negative, f need to be a non-increasing function of a . Also, for V to be bounded from below by say V_L , $a^6(f - V_L)$ need to be a non-decreasing function of a . In other words, f would be non-increasing, and if decreasing, doing so not faster than $1/a^6$.

To start with, let us consider a fit-function that mimics that of Λ CDM:

$$f(a) = \alpha_0 + \frac{\alpha_1}{a^3}. \quad (27)$$

This is solvable in the presence of matter density $\rho = \rho_1/a^3$ (ρ_1 being the current matter density):

$$\begin{aligned} \phi(a) &= \frac{1}{\gamma} \ln \left(\sqrt{\beta} a^{-3/2} + \sqrt{1 + \beta a^{-3}} \right), \quad \beta = \frac{\alpha_1}{\alpha_0}, \\ V(\phi) &= \alpha_0 + \frac{\alpha_1}{2a^3} = \alpha_0 + \frac{3\alpha_0}{8\gamma^2} \sinh^2(\gamma\phi), \quad \gamma = \sqrt{\frac{3(\alpha_1 + \rho_1)}{4\alpha_1}}. \end{aligned} \quad (28)$$

Another interesting choice is the one mimicking that of flat-wCDM:

$$f(a) = \frac{\alpha_0}{a^\beta} + \frac{\alpha_1}{a^3}, \quad 0 < \beta < 3. \quad (29)$$

However, it is not explicitly solvable in general, but for the case where all of matter density is attributed to ρ_1 , that is when $\alpha_1 = 0$, it implies

$$\begin{aligned} \phi(a) &= \frac{1}{\gamma} \operatorname{arsinh} \left(\sqrt{\frac{\alpha_0}{\rho_1}} a^{(3-\beta)/2} \right), \\ V(\phi) &= \alpha_0 \left(1 - \frac{\beta}{6} \right) \left[\left(\frac{\rho_1}{\alpha_0} \right) \sinh^2(\gamma\phi) \right]^{-\sqrt{\beta}/(2\gamma)}, \quad \gamma = \frac{3-\beta}{2\sqrt{\beta}}. \end{aligned} \quad (30)$$

These models are discussed in the context of a data fit to SNe Ia in section (5).

Choice (27) belongs to a class of fit functions of the form

$$f(a) = \frac{1}{(\alpha_0 + \alpha_1 a^\nu)^n}, \quad 0 < \nu n \leq 6, \quad (31)$$

where ν and n are both together positive or together negative. They can be analyzed parametrically in the presence of matter. They are solvable in the absence of matter giving

$$\begin{aligned} \phi(a) &= \frac{1}{\gamma} \ln \left(\sqrt{\beta} a^{\nu/2} + \sqrt{1 + \beta a^\nu} \right), \quad \beta = \frac{\alpha_1}{\alpha_0}, \\ V(\phi) &= \frac{\alpha_0 + (1 - \nu n/6)\alpha_1 a^\nu}{(\alpha_0 + \alpha_1 a^\nu)^{n+1}}, \quad a^\nu = \frac{1}{\beta} \sinh^2(\gamma\phi), \quad \gamma = \sqrt{\frac{\nu}{4n}}. \end{aligned} \quad (32)$$

Integration limit in the ϕ expression is taken to be zero when ν, n are positive and ∞ when ν, n are negative, with the sign chosen appropriately to keep ϕ positive. The potential is even in ϕ , but the two cases have opposite behavior. When ν, n are negative, the potential is an increasing function of ϕ , having at a finite value at $\phi = 0$ and rising as $\phi \rightarrow \infty$. As for ϕ , it starts off from a infinitely large value at time zero and rolls down the potential, approaching zero as the universe expands. The potential too starts off infinitely large but approaches a constant as $a \rightarrow \infty$, playing the role of a cosmological constant asymptotically. On the other hand, when ν, n are positive, the potential is a decreasing function of ϕ , has a finite value at $\phi = 0$ and drops to zero as $\phi \rightarrow \infty$. In this case, ϕ starts off from zero at time zero and rolls down the potential, running away to ∞ as universe expands. The potential starting off at a finite value approaches zero as $a \rightarrow \infty$. We may say that the potential played the role of a time-varying cosmological constant or that the cosmological constant lived for a short period during the beginning of time. Such a potential may also have applications in building cosmic inflationary models.

There are other fit-functions solvable in the absence of matter, some of which are likely to be known, like for instance (choosing $\phi' > 0$, $\phi(1) = 0$)

$$\begin{aligned} f(a) &= Aa^{-\beta}, \quad \phi(a) = \sqrt{\beta} \ln a, \\ V(\phi) &= A \left(1 - \frac{\beta}{6}\right) e^{-\sqrt{\beta}\phi}, \end{aligned} \quad (33)$$

which yields a potential exponential in ϕ . The following gives it a quadratic dependence (choosing $\phi \geq 0$, $\phi(0) = 0$),

$$\begin{aligned} f(a) &= Ae^{-\alpha a^\beta}, \quad \phi = 2\sqrt{\frac{\alpha}{\beta}} a^{\beta/2}, \\ V(\phi) &= A \left(1 - \frac{1}{24}\beta^2\phi^2\right) e^{-\beta\phi^2/4}. \end{aligned} \quad (34)$$

Here, the potential turns negative for a while, but f, U are positive quantities. Solution with α, β negative leads to V unbounded from below. More generally, one can construct solvable potentials from Eq. (54) by simply choosing a $u(\phi)$, or from Eq. (57) in the absence of matter.

Let us analyze the approach to $a \rightarrow 0, \infty$ in some generality. Consider the case where f tends to a finite nonzero constant $f(0)$ as $a \rightarrow 0$. Since f needs to be non-increasing, it may tend to $f(0)$ as say $f \rightarrow f(0)(1 - \alpha a^\beta)$ for some positive α, β . If universe is then not matter dominated as expected, and is flat, then $W \rightarrow (\alpha\beta/2)a^{\beta-2}$. Given $W = \phi'^2/2$, this suggests that $\phi \rightarrow 2\sqrt{(\alpha/\beta)}a^{\beta/2}$ (choosing $\phi \geq 0$, $\phi(0) = 0$). For V , this implies

$$V = f + \frac{a}{6}f' \rightarrow f(0) - \frac{1}{24}\beta(6 + \beta)f(0)\phi^2. \quad (35)$$

This is an inverted quadratic potential, at least locally (near $\phi = 0$). Inverted potentials with slow scalar roll down are known to be useful in modeling cosmic inflation. Opposite case of f tending to $f(\infty) > 0$ as $a \rightarrow \infty$ can be analyzed similarly taking α, β negative, that is as $f \rightarrow f(\infty)(1 + \alpha a^{-\beta})$. If $f(\infty)$ is finite nonzero, after changing signs $\alpha \rightarrow -\alpha$ and $\beta \rightarrow -\beta$ (choosing $\phi \geq 0$, $\phi(\infty) = 0$),

$$V = f + \frac{a}{6}f' \rightarrow f(\infty) + \frac{1}{24}\beta(6 - \beta)f(\infty)\phi^2. \quad (36)$$

This is a convex potential, at least locally (near $\phi = 0$).

The case of either $f(0) = \infty$ or $f(\infty) = 0$ needs to be treated differently. Both cases can be covered with say $f \rightarrow Aa^{-\beta}$ for some positive β . In a flat universe not matter dominated, $W \rightarrow (\beta/2)a^{-2}$. Given $W = \phi'^2/2$, this suggests that $\phi \rightarrow \sqrt{\beta} \ln a$ (choosing $\phi' > 0$, $\phi(1) = 0$), and hence

$$V = f + \frac{a}{6}f' \rightarrow A \left(1 - \frac{\beta}{6}\right) e^{-\sqrt{\beta}\phi}. \quad (37)$$

These limits are consistent with the above solved model with $\beta = \nu n$.

5 Fit to SNe Ia data

Let us again consider a flat universe ($k = 0$) and pressure-less matter ($w = 0$). Given a fit-function $f(a)$, one obtains the proper distance light travels as a function of red-shift z as,

$$d(z) = \frac{c}{H_0} \int_{1/(1+z)}^1 \frac{da}{a^2} \sqrt{\frac{f(1) + \rho_1}{f(a) + \rho}}, \quad (38)$$

where H_0 is the current value of the Hubble constant taken to be 73km/sec/Mpc, $\rho = \rho_1/a^3$ is the co-moving matter density and ρ_1 is the current matter density. Using this in the following formula generates the distance-modulus vs red-shift curve as a fit to SNe Ia data:

$$\mu(z) = 5 \log_{10}((1+z)d(z)) + 25, \quad \text{where } d \text{ is in Mpc.} \quad (39)$$

We will choose a certain forms for the fit-functions and explore its consistency with the SNe Ia data.

There are many one could try that fit the data comparably to Λ CDM. Let us start with the simplest, one that is closest to that fit, that fit itself (model I):

$$f(a) = \alpha_0 + \frac{\alpha_1}{a^3}, \quad \alpha_0 = 0.66\rho_c, \quad \alpha_1 + \rho_1 = 0.34\rho_c, \quad (40)$$

where ρ_c is the current critical density. The resulting fit is exactly the one that the Λ CDM model generates, hence it would fit the data just as well. The fit parameter $\alpha_1 + \rho_1 = 0.34\rho_c$ corresponds to 34% of the critical density that Λ CDM suggests for the matter density. However, in our present case, we haven't separated the matter density from the scalar contribution yet. Expressions for ϕ and V are presented earlier in Eqs. (28).

Λ CDM is the limiting case of this model as $\alpha_1 \rightarrow 0$, or equivalently as $\rho_1 \rightarrow 0.34\rho_c$. In our case, the fit can accommodate any matter density up to 34%. If we knew what the actual scalar potential should be, this would provide us with a prediction for the matter density. Here we simply choose it to be say 5% of the critical density to be close to observations. The remaining 29% is supplied by the kinetic and potential energies of the scalar. However, the 66% that Λ CDM attributes to the cosmological constant is bundled into the scalar potential. This is a special model in which the dark matter component (29% at present times) is equally split between the kinetic and the 'true' potential energies at all times, effectively having zero pressure and contributing as cold dark matter.

An alternative without a cosmological constant like term is to replicate flat- w CDM:

$$f(a) = \frac{\alpha_0}{a^\beta} + \frac{\alpha_1}{a^3}, \quad \alpha_0 = 0.73\rho_c, \quad \alpha_1 + \rho_1 = 0.27\rho_c, \quad \beta = 0.5. \quad (41)$$

The model is solvable when $\alpha_1 = 0$, that is when all of matter density is attributed to ρ_1 so that the model just provides for dark energy with equation of state parameter $\beta/3 - 1 = -0.83$. The behavior turns out to be similar except that the scalar potential approaches zero asymptotically as the universe expands. A model with similar behavior is obtained, also without a cosmological constant like term, using (model II)

$$f(a) = \frac{\alpha_1}{a} + \frac{\alpha_2}{a^2} + \frac{\alpha_3}{a^3}, \quad \alpha_1 = 1.02\rho_c, \quad \alpha_2 = -0.31\rho_c, \quad \alpha_3 + \rho_1 = 0.29\rho_c. \quad (42)$$

This is positive and a decreasing function of a as required, and provides an equally good fit to data. Similar fit is obtained with $f = 0.95\rho_c/(a^3(1 - 2.25\ln a))$.

There are other alternatives, providing reasonable fits to data but with different potential characteristics. Though the parametric expressions are not easy to solve in the presence of matter, they do admit exact solutions in the absence of matter providing good insights into their behavior. An interesting case is that of Eqs. (32) with $\nu = 1, n = 3$ (model III):

$$f(a) = \frac{1}{(\alpha_0 + \alpha_1 a)^3}, \quad \alpha_0 = 0.42, \quad \alpha_1 = 0.63, \quad \rho_1 = 0.05. \quad (43)$$

This provides a comparable fit to SNe Ia data, but the implied potential has opposite behavior compared to the ones discussed above. Also, as noted later, these models will likely fail to be consistent with CMB data. Such potentials may play a role in the inflationary phase of the scalar field.

Results are presented in Figs. (1-6) (all plots are drawn online using desmos calculator). Fits to SNe Ia data are presented in Fig. (1). Evolution of the potentials as well as that of the scalar fields with respect to the scale factor are shown in Figs. (2) and (3). The potentials in units of ρ_c as a function of the scalar field itself are shown in Fig. (4). Deceleration parameters¹ are plotted against the scale factor in Fig. (5).

Proper distances to current time in units of c/H_0 are plotted against the scale factor in Fig. (6). Models II and III indicate higher proper distances as compared to that of model I or Λ CDM. It is interesting to note that model II proper distance to $a = 0$ is about 8% higher than that of Λ CDM, that could be brought in line with that of the later by rising H_0 by about the same. This can have favorable implications for H_0 consistency between CMB and SNe Ia data. However, since the proper distance is calculable directly off the fit-function itself, it is not dependent on our assumption that it is being driven by a scalar field.

6 On Inflaton Evolution

Here we assume that the scalar under discussion is the inflaton responsible for cosmic inflation. Given our results of section (2), we can express the acceleration of the universe as (assuming $k = 0$)

$$\begin{aligned}\ddot{a} &= \frac{1}{6}(a^2(f + \rho))' = -\frac{1}{6}(1 + 3w_s)af - \frac{1}{6}(1 + 3w)a\rho, \\ &= \frac{a}{3}(f + \rho) \left(1 - \frac{1}{2}a^2\phi'^2\right) - \frac{a}{2}(1 + w)\rho,\end{aligned}\quad (44)$$

where w_s is the scalar equation of state parameter defined in Eq. (14) and w is that of matter. For inflation to occur, we require that universe accelerates, that is $\ddot{a} > 0$. This implies

$$w_s < -\frac{1}{3} - (1 + 3w)\frac{\rho}{3f} \quad \text{or} \quad a^2\phi'^2 < 2 - \frac{3(1 + w)\rho}{f + \rho}.\quad (45)$$

This can be satisfied by quite a general class of potentials. Restricting to $\rho = 0$ for now, inflation would continue as long as $w_s < -1/3$ or $|a\phi'| < \sqrt{2}$. For instance, all models wherein $|a\phi'|$ starts off from zero and increases as a function of a will induce inflation. For instance, models defined in Eqs. (32), (33) or (34) belong to this class. For inflation to stop, the inequality should ultimately be violated. If $\rho = 0$, this would happen if $|a\phi'|$ can reach or exceed $\sqrt{2}$. For models defined in Eq. (32) this requires $\nu n > 0$. In the model of Eq. (33), inflation will never occur if $\beta \geq 2$ or otherwise it will, running forever. In the model of Eq. (34) inflation will ultimately stop.

Presence of matter during inflation can have a dramatic impact as to when inflation stops. Ratio $\rho/f \sim a^{w_s - w}$ can be very large at those initial times. Inflation can not occur if $\rho > 2f/(1 + 3w)$, in particular if universe starts off with nonzero co-moving matter density σ . If instead matter gets created slowly as inflation progresses or later after sufficient inflation, the inequality could hold until some point $a = a_e$, with subscript e denoting the moment marking the end of inflation. With this mechanism, even the exponential model of Eq. (33) that has $a^2\phi'^2$ fixed at $\beta < 2$ can have inflation stopped.

Leaving inflation behind, w_s is expected to keep rising at a rate related to rate of increase of U/V ($U = f - V$ being the inflaton kinetic energy) as inflaton speeds up rolling down the potential. $a^2\phi'^2$ will follow w_s helped with decreasing ρ/f (assuming $w_s < w$ and all matter has been created). These follow from

$$w'_s = \frac{2V^2}{(U + V)^2} \left(\frac{U}{V}\right)', \quad a^2\phi'^2 = \frac{3(1 + w_s)}{(1 + \rho/f)}.\quad (46)$$

How far w_s and $a^2\phi'^2$ will go would depend on the potential characteristics. As w_s heads towards w , f become less of dark energy and more of dark matter. Let us assume that w_s reaches close to w , a point at which dark matter component is likely to become dominant, with f effectively tracking matter. That such a tracking solution is likely can be inferred by looking at the specific case of an exponential potential. In this case, as we will see, the solution corresponds to f tracking decay of ρ resulting in $w_s \sim w$. If $a = a_p$ (and $w_s = w_p \sim w$) corresponds to such a point in time, we get from Eqs. (17) and (15)

$$f_p = \frac{\rho_p}{3(1 + w_p)/(a_p^2\phi_p'^2) - 1}, \quad V_p = \frac{1}{2}(1 - w_p)f_p.\quad (47)$$

¹Deceleration parameter $q = -a\ddot{a}/\dot{a}^2 = -(a^2(f + \rho))'/(2a(f + \rho))$.

If $w_s = w$, then tracking could be considered perfect and all of inflaton energy would behave as dark matter, decaying just as matter would. $w_s < w$ would imply the presence of dark energy. In the matter dominated phase of the universe, the relative insignificance of dark energy indicates that $w_s \sim < w$. Hence, above would closely relate to the amount of dark matter in the universe. It is of the order of ρ if sufficient matter is present/created relative to f . As an example, choosing $a_p^2 \phi_p'^2 = 2.5$, $w_p = w = 0$ gives us $f_p = 5\rho_p$. If the dark matter tracking continues subsequently, this could equate to dark matter abundance at later times.

Looking for a tracking solution as $f \propto \rho = \sigma a^{-3(+w)}$, let us set a bit more generally $a^2 \phi'^2$ to a constant β , so that for some α

$$af' = -\beta(f + \rho), \quad \phi = \alpha + \sqrt{\beta} \ln a. \quad (48)$$

This gives the following solution given some constant C ,

$$f(a) = Ca^{-\beta} + \frac{\beta\sigma}{3(1+w) - \beta} a^{-3(1+w)}. \quad (49)$$

This follows from the potential

$$V(\phi) = Ce^{-\sqrt{\beta}(\phi-\alpha)} + \frac{\beta\sigma}{3(1+w) - \beta} e^{-(3(1+w)/\sqrt{\beta})(\phi-\alpha)}. \quad (50)$$

The second term in $f(a)$ would correspond to dark matter tracking matter evolution. As in the previous example, with $\beta = 2.5$, $w = 0$, we get 5ρ for the second term. The first term would correspond to dark energy, insignificant at early times, but becoming significant later. The potential is of the form of a flat- w CDM, but the exponent β for the first term is larger than expected, failing to provide a good fit to data. But, the assumption that $a^2 \phi'^2$ is a constant is not expected to hold good either all the way to current times. For a full analysis, its variation needs to be taken into account.

Matching of the solution to Eq. (47) indicates that $a^2 \phi'^2$ at early times was about the fraction of dark matter to total matter in the universe (times $3(1+w)$). This is consistent with the inflaton picture since, having passed through 2 as inflation ended, $a^2 \phi'^2$ reached $\simeq 2.5$ during matter dominated phase. Data fits of models in section (5) are expected to address the inflaton potential back in time only until last scattering. Evaluating $a^2 \phi'^2$ in those models and taking the $a \rightarrow 0$ limit should give us its approximate implied value at those times. Model I of Eq. (40) and model II of Eq. (42) are consistent with this picture, but not model III of Eq. (43). The latter will fail to be consistent with CMB data (as also indicated by its proper distance plot in Fig. (6)). Also, taking the $a \rightarrow 0$ limit of w_s , we find again that model I of Eq. (40) and model II of Eq. (42) are consistent with $w_s \rightarrow 0$, but not model III of Eq. (43).

With dark energy becoming more dominant at recent times, w_s is expected to be decreasing since last scattering. This is also indicated by the data fits of section (5). For the above solution, for instance, we find

$$w_s = w - (3(1+w) - \beta) \frac{Ca^{-\beta}}{3f}. \quad (51)$$

Though this suggests that tracking is becoming less effective as a whole, a component of f as in the solution above appears to be still tracking matter, contributing as dark matter to universe's expansion.

An interesting question one may ask, given the above picture of the inflaton, is regarding the fate of the cosmological constant Λ , the constant that could appear as part of the inflaton potential. Following the journey w_s took, Λ as part of the inflaton energy decayed as a consequence of the universe's expansion and the inflaton rolling down a potential, until almost all of it became part of dark matter. Any remnant may have evolved as the 'cosmological constant' that we see today as part of the Λ -CDM fit. With the inflaton energy capable of absorbing a possibly large constant like Λ , one may further ask whether it can withstand ultraviolet divergences that occur in field theory providing a mechanism of resolving the gauge hierarchy problem. We may note here that the inflaton energy would remain positive irrespective of whether its potential turns negative, and/or turns nonzero asymptotically, compensated by its kinetic energy term. These topics will be the subject of a future publication.

7 Conclusions

Combined dynamics of a FLRW universe with a spatially uniform but time-varying scalar background is analyzed. It is shown to admit solvable scalar potentials that are consistent with the equation of motion

for the scalar. Certain solvable potentials are found to provide very good fits to SNe Ia data with a cosmic scalar background as a source of dark matter. Λ CDM model indicates the presence of dark energy or the cosmological constant Λ . As shown, there are solvable models where the scalar potential takes the role of a ‘time-varying’ Λ , its potential energy providing the source for the required dark energy. The dark energy term can appear as bundled into the scalar potential in certain models, and can be viewed as the cosmological constant in disguise. But there are also models where the cosmological constant can be considered absent or rather inherently built into the potential.

There is further indication that matter creation is likely as a consequence of energy momentum conservation that is embedded into FLRW equations. Presence of matter can also provide a mechanism to stop cosmic inflation. Certain solvable potentials have the characteristics indicative of some inflaton potentials to drive cosmic inflation. Inflaton evolution subsequent to inflation provides a consistent picture of its role as a source of dark matter/dark energy. If such a picture turn out to be realistic, it could support certain claims in the literature, that the scalar source of dark matter/energy that we may be seeing as contributing to SNe Ia data could perhaps be a remnant of cosmic inflation.

As is well-known, a concerning thing about the the cosmological constant in the Λ CDM model as a source of dark energy is that it is of the same order of magnitude as the current matter density. The co-moving matter density ρa^3 is not invariant under scaling of the spacial coordinates, rather ρ is. But ρ is very much a time varying quantity, and hence it is difficult to comprehend why a constant such as Λ would be comparable to its current value. In a scenario where the scalar potential takes the role of a ‘time-varying’ Λ , its value could be at some point in time comparable to ρ . As shown, scalar evolution in the presence of matter with a tracking capability can give rise to such a scenario, providing a plausible reasoning for the comparable magnitudes of dark matter/dark energy or the smallness of the cosmological parameters.

A Potential Equations

If interested in solving for $f(a)$ given a scalar potential $V(\phi)$, one could try to solve the following set of coupled equations (assuming co-moving matter):

$$\begin{aligned} f' + a\phi'^2 f &= -(\rho - 3k/a^2) a\phi'^2, \\ V(\phi) &= f + \frac{a}{6} f', \end{aligned} \quad (52)$$

where, as before, a prime on a symbol denotes differentiation with respect to a . These are not tractable in general. One could simplify them by introducing an intermediate function $u(\phi)$ defined as

$$\begin{aligned} u(\phi(a)) &= \int^a db b\phi'^2(b), \\ u_\phi = \frac{du(\phi)}{d\phi} &= a\phi'(a), \quad a \propto \exp\left(\int^\phi \frac{d\phi}{u_\phi}\right). \end{aligned} \quad (53)$$

Integration base limit could be suitably chosen, for instance as zero, one or ∞ . In terms of $u(\phi)$, we can solve the first of Eqs. (52), given some constant C , as

$$f = C e^{-u(\phi)} + e^{-u(\phi)} \int_a^{\phi} \frac{db}{b} (\rho(b) - 3k/b^2) u_\phi^2 e^{u(\phi)}, \quad (54)$$

where $\phi = \phi(a)$ and $\varphi = \varphi(b)$. The potential can now be expressed as

$$V(\phi) = \left(1 - \frac{1}{6} u_\phi^2\right) f - \frac{1}{6} (\rho - 3k/a^2) u_\phi^2. \quad (55)$$

As for ρ and the k -term, they can be expressed in terms of $u(\phi)$ as

$$\rho - 3k/a^2 = \rho(p) \exp\left(-3 \int_{\phi(p)}^{\phi} \frac{d\phi}{u_\phi}\right) - (3k/p^2) \exp\left(-2 \int_{\phi(p)}^{\phi} \frac{d\phi}{u_\phi}\right). \quad (56)$$

We thus get a nonlinear integro-differential equation for $u(\phi)$. Analytic solutions are not available in general, and one needs to resort to numerical computations. The set of results can also be used to imply $V(\phi)$ given a choice for $u(\phi)$, like for instance as $u(\phi)$ quadratic in ϕ .

Above results become simpler for a flat universe ($k = 0$) in the absence of matter ($\rho = 0$). The second term in the second of Eqs. (54) is then absent and we just have

$$f = C e^{-u(\phi)}. \quad (57)$$

Using this in the expression for $V(\phi)$ gives

$$V(\phi) = C \left(1 - \frac{1}{6} u_\phi^2 \right) e^{-u(\phi)}. \quad (58)$$

This is a nonlinear first-order differential equation for $u(\phi)$, but as before provides for a class of solvable scalar potentials for various choices of $u(\phi)$. For instance for the choice $u(\phi) \propto \phi$ or ϕ^2 , we get the result discussed earlier in Eqs. (33), (34), or more generally for $u(\phi) = \beta_0 + \beta_1 + \beta_2 \phi^2/2$, $\phi \geq -\beta_1/\beta_2$. The choice u -derivative $u_\phi = \sqrt{6} \tanh(\beta\phi)$ gives

$$V(\phi) \propto (\cosh(\beta\phi))^{-2-\sqrt{6}/\beta}, \quad a \propto (\sinh(\beta\phi))^{1/(\sqrt{6}\beta)}. \quad (59)$$

This is a special case of (32) with $\nu n = 6$. Here, as a runs from $0 \rightarrow \infty$, the scalar rolls down the potential from $0 \rightarrow \infty$ for $\beta > 0$ and from $-\infty \rightarrow 0$ for $\beta \in (0, -\sqrt{6}/2)$. It rolls up the potential from $-\infty \rightarrow 0$ for $\beta < -\sqrt{6}/2$, and over a constant potential for $\beta = -\sqrt{6}/2$.

References

- [1] S. Perlmutter, et al. “Measurements of W and L from 42 High-Redshift Supernovae”, *Astrophys. J.* 1999, 517, 565–586.
- [2] D. Huterer, M. S. Turner, *Phys. Rev. D* 60, 81301 (1999).
- [3] T. Nakamura, T. Chiba, *Monthly Notices of the Royal astronomical Society* 306, 696 (1999).
- [4] T.D. Saini, S. Raychaudhury, V. Sahni, A.A. Starobinsky, *Phys. Rev. Lett.* 85, 1162 (2000).
- [5] I. Maor, R. Brustein, P.J. Steinhardt, *Phys. Rev. Lett.* 86, 6 (2001).
- [6] J. Weller, A. Albrecht, *Phys. Rev. Lett.* 86, 1939 (2001).
- [7] R. R. Caldwell, R. Dave, P. J. Steinhardt, “Cosmological Imprint of an Energy Component with General Equation-of-State”, *Phys. Rev. Lett.* 80, 1582 (1998).
- [8] M. Doran, et al, “Quintessence and the Separation of Cosmic Microwave Background Peaks”, *The Astrophysical Journal* 559, 501 (2001).
- [9] P. Ratra, L. Peebles, “Cosmological consequences of a rolling homogeneous scalar field”, *Phys. Rev. D* 37, 3406 (1988).
- [10] L. H. Ford, “Gravitational particle creation and inflation”, *Phys. Rev. D* 35, 2955 (1987).
- [11] B. Spokoiny, “Deflationary universe scenario”, *Phys. Lett. B* 315, 40 (1993).
- [12] P. J. E. Peebles, A. Vilenkin, “Quintessential inflation”, *Phys. Rev. D* 59 (1999).
- [13] M. Peloso, F. Rosati, “On the construction of quintessential inflation models”, *J. High Energy Phys.* 9912 026 (1999).
- [14] K. Dimopoulos, J.W.F. Valle, “Modeling quintessential inflation”, *Astropart. Phys.* 18, 287 (2002).
- [15] C. Wetterich, “The quantum gravity connection between inflation and quintessence”, arXiv:2201.12213 [astro-ph.CO].
- [16] A. H. Guth, “Inflationary universe: A possible solution to the horizon and flatness problems”, *Phys. Rev. D* 23, 347 (1981).
- [17] A. D. Linde, “A new inflationary universe scenario: A possible solution of the horizon, flatness, homogeneity, isotropy and primordial monopole problems”, *Phys. Lett. B* 108, 389 (1982).

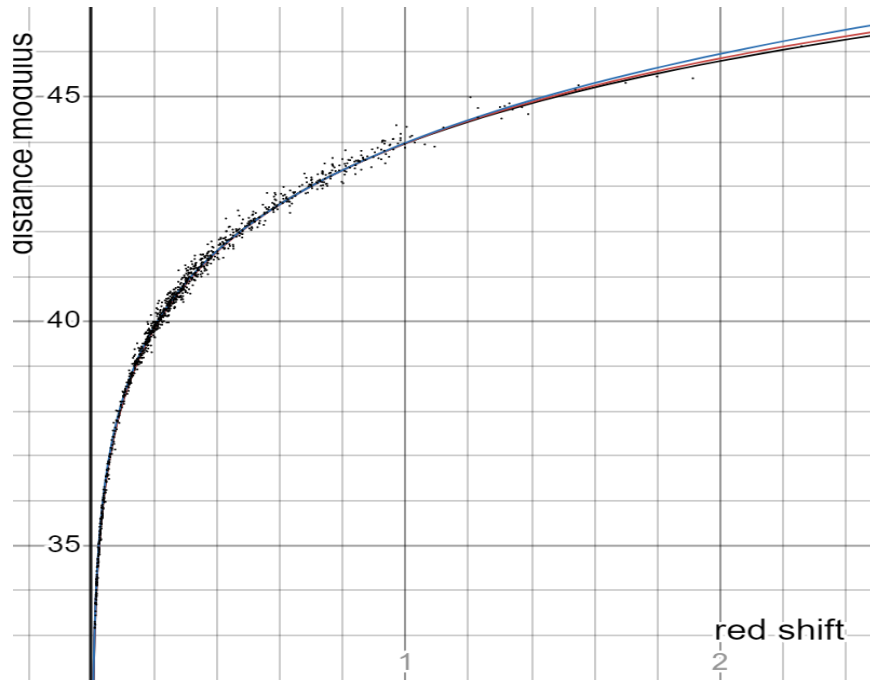


Figure 1: Plots of fits to SNe Ia data. Fit for model I of Eq. (40) matching Λ CDM fit is in black. Fit for model II of Eq. (42) is in red. Fit for model III of Eq. (43) is in blue.

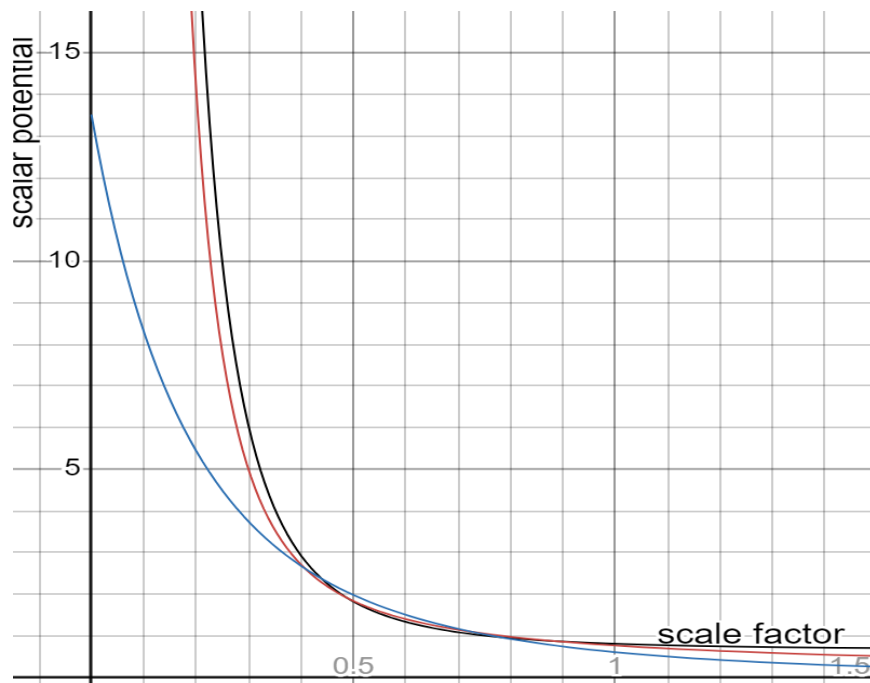


Figure 2: Plots of scalar potentials w.r.t scale factor. Potential for model I of Eq. (40) matching Λ CDM fit is in black. Potential for model II of Eq. (42) is in red. Potential for model III of Eq. (43) is in blue.

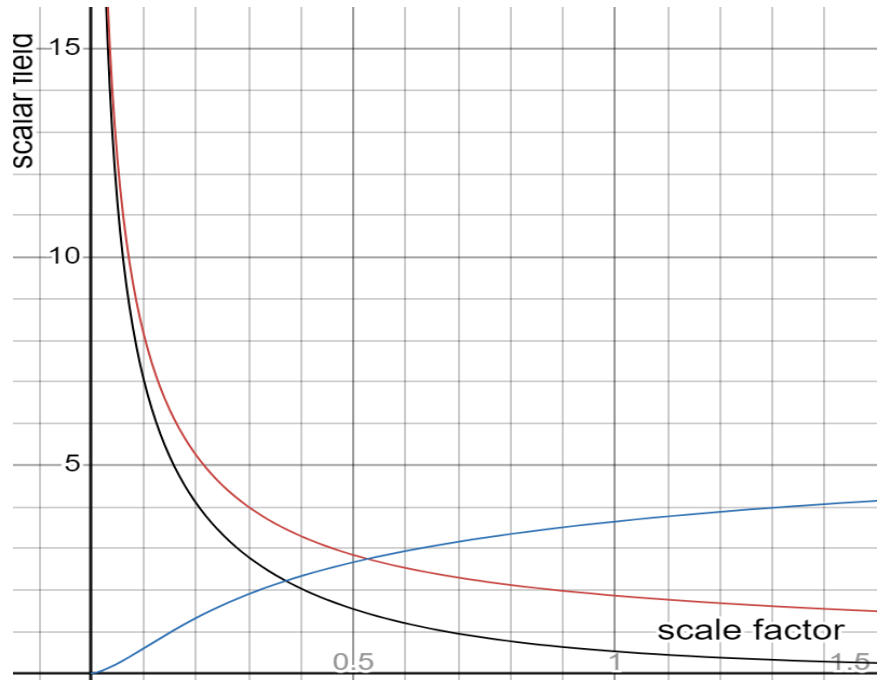


Figure 3: Plots of scalar fields w.r.t scale factor. Scalar field for model I of Eq. (40) matching Λ CDM fit is in black. Scalar field for model II of Eq. (42) is in red. Scalar field for model III of Eq. (43) is in blue.

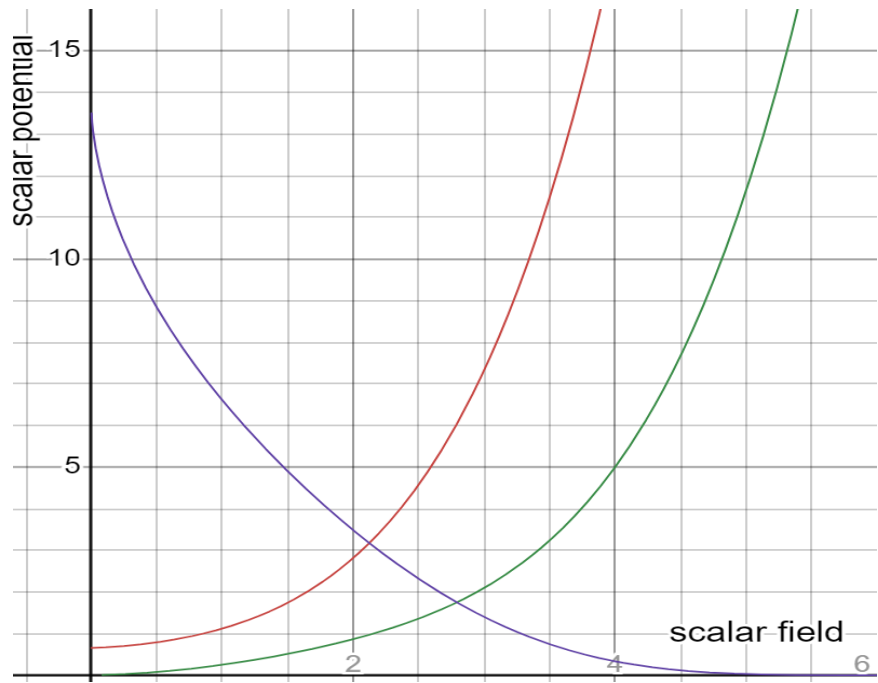


Figure 4: Plots of scalar potentials w.r.t scalar field. Potential for model I of Eq. (40) matching Λ CDM fit is in black. Potential for model II of Eq. (42) is in red. Potential for model III of Eq. (43) is in blue.

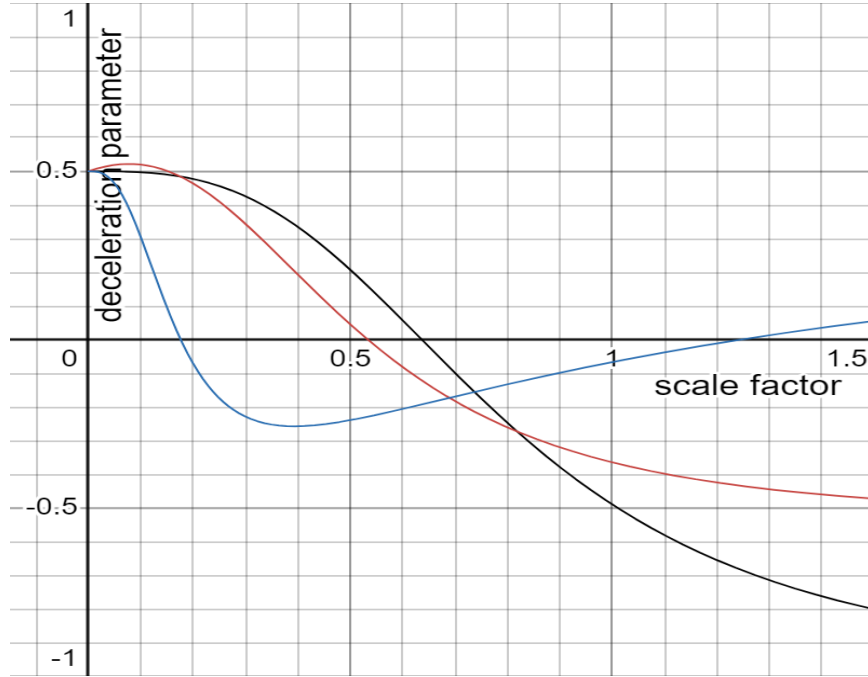


Figure 5: Plots of deceleration parameters w.r.t scale factor. Deceleration parameter for model I of Eq. (40) matching Λ CDM fit is in black. Deceleration parameter for model II of Eq. (42) is in red. Deceleration parameter for model III of Eq. (43) is in blue.

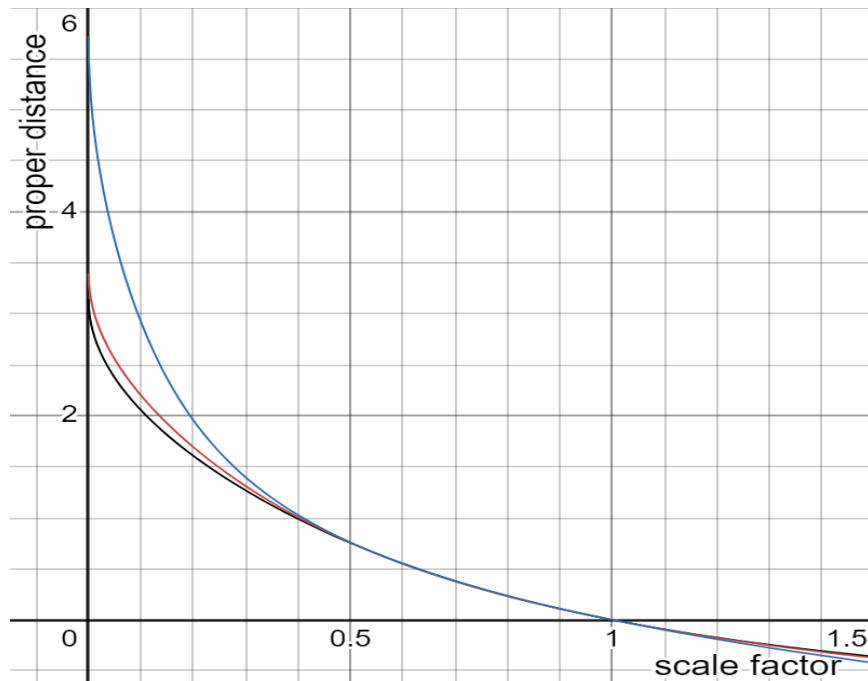


Figure 6: Plots of proper distances w.r.t scale factor. Proper distance for model I of Eq. (40) matching Λ CDM fit is in black. Proper distance for model II of Eq. (42) is in red. Proper distance for model III of Eq. (43) is in blue.