
Federated Continual Learning to Detect Accounting Anomalies in Financial Auditing

Marco Schreyer^{1,2*} Hamed Hemati¹ Damian Borth¹ Miklos A. Vasarhelyi²

¹University of St.Gallen, Switzerland ²Rutgers, The State University of New Jersey, USA
{firstname.lastname}@unisg.ch, {firstname.lastname}@rutgers.edu

Abstract

The *International Standards on Auditing* require auditors to collect reasonable assurance that financial statements are free of material misstatement. At the same time, a central objective of *Continuous Assurance* is the ‘real-time’ assessment of digital accounting journal entries. Recently, driven by the advances in artificial intelligence, *Deep Learning* techniques have emerged in financial auditing to examine vast quantities of accounting data. However, learning highly adaptive audit models in decentralised and dynamic settings remains challenging. It requires the study of data distribution shifts over multiple clients and time periods. In this work, we propose a *Federated Continual Learning* framework enabling auditors to learn audit models from decentral clients continuously. We evaluate the framework’s ability to detect accounting anomalies in common scenarios of organizational activity. Our empirical results, using real-world datasets and combined federated-continual learning strategies, demonstrate the learned model’s ability to detect anomalies in audit settings of data distribution shifts.

1 Introduction

The *International Standards in Auditing (ISA)* demand auditors to collect reasonable assurance that financial statements are free from material misstatements, whether caused by error or fraud [57, 27]. The term *fraud* refers to ‘the abuse of one’s occupation for personal enrichment through the deliberate misuse of an organisation’s resources or assets’ [79]. According to the *Association of Certified Fraud Examiners (ACFE)*, organisations lose 5% of their annual revenues due to fraud [1].² The ACFE highlights that respondents experienced a median loss of USD 100K in the first 7-12 months after a fraud scheme begins. Detecting fraud and abuse quickly is critical since the longer a scheme remains undetected, the more severe its financial, reputational, and organisational impact [53].

In the last decade, the ongoing digital transformation has fundamentally changed the nature, recording, and volume of audit evidence [82]. Nowadays, organizations record vast quantities of digital accounting records, referred to as *Journal Entries (JEs)*, in *Enterprise Resource Planning (ERP)* systems [21]. For the audit profession, this unprecedented exposure to large volumes of accounting records offers new opportunities to obtain audit-relevant insights [2]. Lately, accounting firms also foster the development of *Deep Learning (DL)* capabilities [37] to learn advanced models to audit digital journal entry data. To augment a human auditor’s capabilities DL models are applied in various audit tasks, such as accounting anomaly detection [67, 86, 49] illustrated in Fig. 1, audit sampling [64, 61] or notes analysis [70, 54]. However, learning DL-enabled models in auditing is still in its infancy, exhibiting two main limitations. First, most of today’s audit models are trained

*Work conducted while at Rutgers, The State University of New Jersey, Newark, NJ, USA.

²The ACFE study encompasses an analysis of 2,110 cases of occupational fraud surveyed between January 2020 and September 2021 in 133 countries.

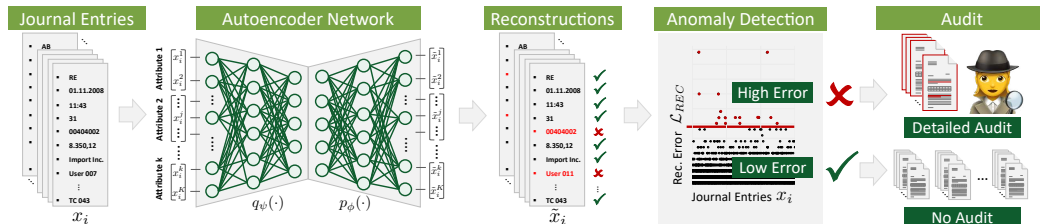


Figure 1: Overview autoencoder (AEN) based accounting anomaly detection setting [63, 67]. Journal entries corresponding to a high reconstruction error are selected for detailed audit procedures.

from scratch on stationary client data of the in-scope audit period, *e.g.*, a financial quarter or year [71]. Disregarding that organizations operate in environments in which activities rapidly and dynamically evolve [77, 76, 24]. New business processes, models, or departments are constantly introduced, while current ones are redesigned or discontinued. Second, audit models are often trained centrally on data of a single client, *e.g.*, the organization ‘in-scope’ of the audit [24]. Although large audit firms audit multiple organisations operating in the same industry [26]. Such ‘peer audit clients’ [36] are affected by similar economic and societal factors, *e.g.*, supply-chains, market cycles, or fiscal policy [10].

In 1995 Thrun *et al.* proposed a machine learning setting in which a model incrementally learns from a stream of experiences [74]. The underlying idea of *Continual Learning (CL)* refers to a progressive model adaption; once new information becomes available [51]. Furthermore, in 2017 McMahan proposed *Federated Learning (FL)*, a learning setting enabling distributed clients to collaboratively train models under the orchestration of a central server [45]. A key idea of FL is creating learning synergies while preserving data privacy [17]. Ultimately, the *Federated Continual Learning (FCL)* of highly adaptive audit models can be viewed as a central objective of *Continuous Assurance* [77, 76]. However, learning such models in dynamic and decentralised audit settings remains challenging due to the *stability-plasticity* dilemma [22]. It requires to cope with two types of data *distribution shifts* [20, 9, 30], as described in the following:

- A temporal distribution shift between time step t_0 and t_1 denotes a change in distributions $p_{t_0}(X) \neq p_{t_1}(X)$. In the CL setting, such shifts potentially results in the loss of a model’s ability to perform on $p_{t_0}(X)$ after learning from $p_{t_1}(X)$ referred to as *catastrophic forgetting* [35].
- A client distribution shift between client ω_0 and ω_1 denotes a divergence of the distributions $p_{\omega_0}(X) \neq p_{\omega_1}(X)$. In the FL setting, such shifts cause the divergence of client models that eventually result in non-convergence of the server model referred to as *model interference* [32].

In this work, we investigate the practical application of FCL in financial auditing to improve the assurance of financial statements. In summary, we present the following contributions:

- We propose a novel federated continual learning framework that enables auditors to incrementally learn industry-specific models from distributed data of multiple audit clients.
- We demonstrate that the framework enables audit models to retain previously learned knowledge that is still relevant and replace obsolete knowledge with novel information.
- We conduct an extensive evaluation of scenarios of common organizational activity patterns using real-world datasets to illustrate the setting’s benefit in detecting accounting anomalies.

Ultimately, we view FCL as a promising, under-explored learning setting in contemporary auditing. The remainder of this work is structured as follows: In Section 2, we provide an overview of related work. Section 3 follows with a description of the proposed framework to learn federated and privacy-preserving models from vast quantities of JE data. The experimental setup and results are outlined in Section 4 and Section 5. In Section 6, the work concludes with a summary.

2 Related Work

The application of ML in financial audits triggered a sizable body of research by academia [2, 71] and practitioners [72, 16]. This section presents our literature study focusing on the unsupervised, federated, and continual learning of accounting data representations.

Representation Learning denotes a machine learning technique that allows systems to discover relevant data features to solve a given task [6]. Nowadays, most ML methods used in financial audits depend on ‘human’ engineered data representations [13]. Such techniques encompass, Naive Bayes classification [5], network analysis [44], univariate and multivariate attribute analysis [3], cluster

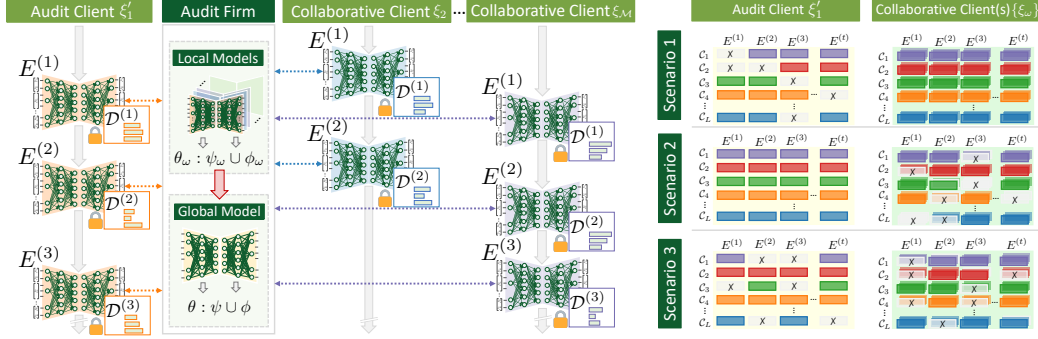


Figure 2: Schematic overview of the proposed *Federated Continual Learning (FCL)* setting [81] (left) to detect accounting anomalies and simulated organisational activity scenarios (right).

analysis [73], transaction log mining [33], or business process mining [29, 80]. With the advent of *Deep Learning (DL)*, representation learning techniques have emerged in financial audits [71, 48, 54]. Nowadays, the application of DL in auditing JEs encompasses, autoencoder neural networks [67], adversarial autoencoders [65], or variational autoencoders [86]. Lately, self-supervised learning techniques have been proposed to learn representations for multiple audit tasks [61].

Continual Learning (CL) describes a setting where a model continuously trains on a sequence of experiences [74]. The challenge of forgetting in model learning has been studied extensively [19, 15, 75, 39]. Rehearsal techniques replay samples from past experiences [58, 28, 12] to conduct knowledge distillation [55], while generative rehearsal techniques replay synthesised samples [68]. Recent methods use gradients of previous tasks to mitigate gradient interference [43, 11]. Regularisation techniques consolidate previously acquired knowledge and restrict parameter updates in model optimization. *LwF* [41], uses knowledge distillation to regularize parameter updates. *EWC* [35] directly regularises the parameters based on their previous task importance. In *SI* [84] regularization is applied in separate parameter optimization step. Dynamic architecture techniques prevent forgetting by parameter reuse or increase [59, 47] or. Lately, CL has been deployed in a variety of application scenarios, such as, healthcare [38], machine translation [4], and financial auditing [24].

Federated Learning (FL) enables entities to collaboratively train ML models under the orchestration of a central trusted entity under differential privacy [31, 17]. *FedAvg* [45] aggregates the client’s model parameters by computing a weighted average based on the number of training samples. *PATE* [50] aggregates knowledge transferred from a teacher model that is trained on separated data of student models. *FedAdagrad*, *FedYogi*, and *FedAdam* [56] use adaptive optimizer variations to improve FL convergence. *FedProx* [40] trains the local with a proximal term that restricts the updates to the central model. *FedCurv* [69] aims to minimise the model dispersity across clients by adopting a modified version of *EWC* [35]. Recent works [83, 78] also introduce Bayesian non-parametric aggregation policies. Nowadays, FL learning is applied in sensitive application scenarios, such as, healthcare [14], financial risk modeling [85], and financial auditing [62].

Federated Continual Learning (FCL) addresses the challenge of distributed distribution shifts over time and has only been preliminary studied [9]. *Scaffold* [32] applies variance reduction in the local updates to correct for a client’s concept drifts. *FedWeIT* [81] decompose a model into global shared and sparse task-specific parameters to prevent inter-client interference. *CDA-FedAvg* [9] extends *FedAvg* by distribution based drift detection and a long-short term memory for rehearsal. *VER* [52] conducts an additional server-side rehearsal based training using a VAE’s [34] embedding statistics or actual embeddings. *FedDrift* [30] uses local drift detection and hierarchical clustering to learn multiple global concept models. To the best of our knowledge, this work presents the first step towards the federated continual learning of highly adaptive audit models in financial auditing.

3 Methodology

We consider a unsupervised **audit learning setting** where a dataset \mathcal{D} formally defines a population of $i = 1, 2, \dots, I$ JEs. Each entry, denoted by $x_i = \{x_i^1, x_i^2, \dots, x_i^J; x_i^1, x_i^2, \dots, x_i^K\}$, consists of $j = 1, 2, \dots, J$ categorical accounting attributes and $k = 1, 2, \dots, K$ numerical accounting attributes. The individual attributes encompass the journal entry details, such as posting date, amount, or general ledger. Each JE is generated by a particular organizational activity c_ℓ , e.g., an organizational unit, entity or business

process. Furthermore, $\mathcal{C} = \{c_1, c_2, \dots, c_L\}$ denotes the set of all $\ell = 1, 2, \dots, L$ activities. In our audit setting we distinguish two types of ‘anomalous’ JEs [8] that auditors aim to detect [67, 86, 49]:

- **Global Anomalies** correspond to entries that exhibit unusual or rare individual attribute values, *e.g.*, rarely used ledgers or unusual posting times. Such anomalies often correspond to unintentional mistakes, are comparably simple to detect, and possess a high error risk.
- **Local Anomalies** correspond to entries that exhibit unusual attribute value correlations, *e.g.*, rare co-occurrences of ledgers and posting types. Such anomalies might correspond to intentional deviations, are comparably difficult to detect, and possess a high fraud risk.

Inspired by a human auditor’s learning process, we introduce an audit framework comprised of three interacting learning settings, namely (i) *representation*, (ii) *continual*, and (iii) *federated* learning. Figure 2 illustrates the interactions of the settings which are described in the following.

First, in the **representation learning setting** *Autoencoder Networks (AENs)* [25] are trained to learn a comprehensive model f_θ of a given data distribution $p(\{x_1, x_2, \dots, x_I\})$. In general, the AEN architecture comprises two non-linear functions, usually neural networks, referred to as *encoder* and *decoder*. The encoder $q_\psi(\cdot)$, with parameters ψ , learns a representation $z_i \in \mathcal{R}^{d_1}$ of a given input $x_i \in \mathcal{R}^{d_2}$, where $d_1 < d_2$. In an attempt to achieve $x_i \approx \hat{x}_i$, the decoder $p_\phi(\cdot)$, with parameters ϕ , learns a reconstruction $\hat{x}_i \in \mathcal{R}^k$ of the original input. Throughout the training process, the AEN model is optimized to learn a set of encoder and decoder parameters $\theta: \psi \cup \phi$, as defined by [23]:

$$\theta^* \leftarrow \arg \min_{\psi, \phi} \|x_i - p_\phi(q_\psi(x_i))\|, \quad (1)$$

where θ^* denotes the learned optimal model parameters and $x_i \in \mathcal{D}$ a single data observation. Upon successful training, the learning success is quantified by the model’s reconstruction error $\mathcal{L}_{Rec}(f_\theta, \mathcal{D}, \hat{\mathcal{D}})$ given \mathcal{D} and its reconstruction $\hat{\mathcal{D}}$. In our audit setting, similar to Hawkins *et al.* [23], we interpret the JEs reconstruction error magnitude as its deviation from regular posting patterns. Journal entries that exhibit a high \mathcal{L}_{Rec} are selected for a detailed audit [67, 60] as shown in Fig. 1.

Second, in the **continual learning setting**, an AEN model f_θ learns from data \mathcal{D} that is observed as a stream of M disjoint experiences $\{E^{(t)}\}_{t=1}^T$ [74]. The data of the t -th experience $\mathcal{D}^{(t)}$ encompasses data instances of ℓ different activities $\{\mathcal{C}_\ell^{(t)}\}_{\ell=1}^L$ and an individual activity $\mathcal{C}_\ell^{(t)}$ corresponds to ρ data instances $\{x_{\ell,s}^{(t)}\}_{s=1}^\rho$. With progressing experiences, the parameters $\theta^{(t)}$ of a given AEN model are then continuously optimized, as defined by [19]:

$$\theta^{*(t)} \leftarrow \arg \min_{\theta} \sum_{\ell=1}^L \mathcal{L}_{Rec}(f_\theta^{(t)}, \{x_{\ell,s}^{(t)}, \hat{x}_{\ell,s}^{(t)}\}_{s=1}^\rho | \theta_{init} = \theta^{*(t-1)}), \quad (2)$$

where $\theta^{*(t-1)}$ denotes the optimal parameters of the previous experience $E^{(t-1)}$. In our audit setting each experience dataset $\mathcal{D}^{(t)}$ exhibits JEs of L activities $\{\mathcal{C}_1^{(t)}, \mathcal{C}_2^{(t)}, \dots, \mathcal{C}_L^{(t)}\}$, where $\mathcal{D}^{(t_1)} \neq \mathcal{D}^{(t_2)}$, and $\mathcal{D}^{(t_1)}, \mathcal{D}^{(t_2)}$ may be non-iid. Throughout the learning process, a model has access to the data of an activity $\mathcal{C}_\ell^{(t)}$ only during the time of the t -th experience. Although, data instances of an activity \mathcal{C}_ℓ and generated by a particular organizational process might occur in multiple experiences.

Third, in the **federated learning setting**, a central AEN model $f_\theta^{(t)}$ is collaboratively learned by \mathcal{M} decentral clients $\{\xi_\omega\}_{\omega=1}^{\mathcal{M}}$ and coordinated by a server [31]. In each experience, a single client ξ_ω exhibits access to its private data subset $\mathcal{D}_\omega^{(t)} \in \mathcal{D}^{(t)}$. To initiate the learning a synchronous model optimisation protocol is established that proceeds in rounds $r = 1, 2, \dots, R$. Each round, the server broadcasts its central AEN model $f_\theta^{(t,r)}$ to a selection of available clients. Subsequently, each client conducts a decentral training of the central model on its data subset $\mathcal{D}_\omega^{(t)}$. Upon training completion, the clients send their updated models $f_{\theta,\omega}^{(t,r+1)}$ to the server. The server then aggregates the parameters of the decentral models to create an updated central AEN model $f_\theta^{(t,r+1)}$, as defined by [45]:

$$\theta^{(t,r+1)} \leftarrow \frac{1}{|\mathcal{D}^{(t)}|} \sum_{\omega=1}^{\mathcal{M}} |\mathcal{D}_\omega^{(t)}| \theta_\omega^{(t,r+1)}, \quad (3)$$

where $|\mathcal{D}_\omega^{(t)}|$ denotes the number of data observations privately held by ξ_ω . In our audit setting, a central audit firm coordinates the learning as illustrated in Fig. 2. We distinguish two categories of

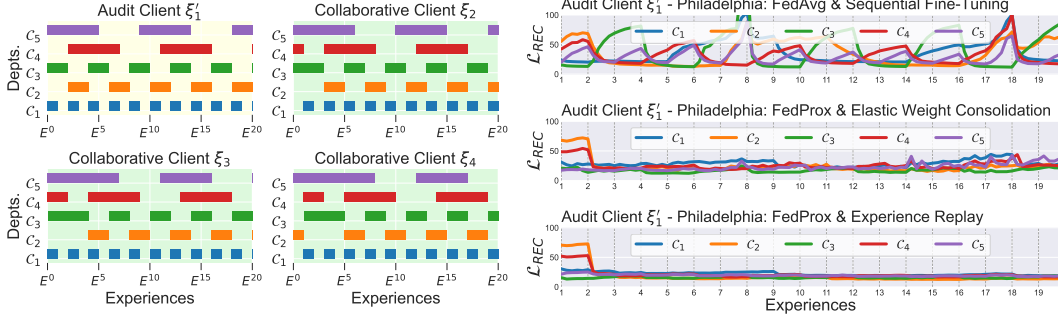


Figure 3: Example [Scenario 3] audit client ξ'_1 and collaborating clients $\{\xi_\omega\}_{\omega=2}^M$ configuration (left). Activity (city department) reconstruction errors of ξ'_1 per strategy and progressing experiences (right).

decentral FCL clients. First, an audit client ξ'_1 ‘in-scope’ or subject of the audit. Second, a set of collaborating ‘peer’ or collaborative clients $\{\xi_\omega\}_{\omega=2}^M$ contributing to the learning of a central audit model. In each experience, the central audit model is applied to detect anomalies in the audit client’s data.

4 Experimental Setup

In this section, we describe the (i) dataset, (ii) learning setting, and (iii) experimental details to detect accounting anomalies in an FCL setting. We provide additional experimental details in Appendix A.

City Payments Datasets: To evaluate the FCL capabilities and allow for reproducibility, we use three publicly available datasets of real-world payment data. The datasets exhibit high similarity to ERP accounting data, *e.g.*, typical manual payments or payments runs (SAP T-Codes: F-35, F-110):

- The *City of Philadelphia* payments:³ 238,894 payments of 58 city departments in 2017.
- The *City of Chicago* payments:⁴ 108,478 payments of 54 city departments in 2021.
- The *City of York* payments:⁵ 102,026 payments of 49 city departments in 2020-22.

Each tabular dataset comprises categorical and numerical attributes described in the Appendix.

Federated Continual Learning: We establish, a systematic FCL setting encompassing a central coordinating audit firm, a single decentral audit client ξ'_1 , and three decentral collaborating clients $\{\xi_2, \xi_3, \xi_4\}$. The $M = 4$ client models are learned in parallel, each over a different data stream $\{\mathcal{D}_\omega^{(t)}\}_{t=1}^T$ of $T = 20$ continual experiences [52]. Each experience, exhibits $R = 5$ learning rounds, while each round encompasses $\eta = 1,000$ training iterations. The data of an individual client experience $\mathcal{D}_\omega^{(t)}$, exhibits payments of $L = 5$ activities. A single experience activity $\mathcal{C}_{\omega,\ell} \in \mathcal{D}_\omega^{(t)}$ corresponds to $\rho = 1,000$ randomly sampled payments generated by a particular city department. The experience streams $\{\mathcal{D}_\omega^{(t)}\}_{t=1}^T$ simulate data distribution shifts according to three common client activity scenarios. Each scenario corresponds to a different *sparse* client activity, where payment data of individual activities is randomly observed. The scenarios, illustrated in Fig 2, are described in the following:

- [Scenario 1] simulates a situation where an audit client ξ'_1 exhibits sparse payment activities, *e.g.*, due to discontinued or periodic business processes. The distribution shifts at ξ'_1 eventually yield catastrophic forgetting. The activities of the collaborating clients $\{\xi_\omega\}_{\omega=2}^M$ remain constant.
- [Scenario 2] simulates a situation where collaborating clients $\{\xi_\omega\}_{\omega=2}^M$ exhibits sparse payment activities, *e.g.*, due to a carve-out or merger. The distribution shifts at $\{\xi_\omega\}_{\omega=2}^M$ eventually yield severe client model interference affecting ξ'_1 . The activities of the audit client ξ'_1 remain constant.
- [Scenario 3] simulates a situation where an audit client ξ'_1 and the collaborating clients $\{\xi_\omega\}_{\omega=2}^M$ exhibit sparse payment activities. The scenario simulates a common setting in which client activities opt-in and opt-out with progressing experiences causing model interference and forgetting.

Accounting Anomaly Detection: In each experience, we inject 20 global and 20 local anomalies⁶ into each payment activity $\mathcal{C}_{\xi'_1,\ell}$ of the audit client ξ'_1 ($\approx 4\%$ of each payment activity). To quantitatively assess the anomaly detection capability of the FCL audit setting, we determine the audit client’s average anomaly detection precision AP over its stream of learning experiences $\{E^{(t)}\}_{t=1}^T$ [60].

³<https://www.phila.gov/2019-03-29-philadelphias-initial-release-of-city-payments-data/>

⁴<https://data.cityofchicago.org/Administration-Finance/Payments/s4vu-giwb/>

⁵<https://data.yorkopendata.org/dataset/all-payments-to-suppliers/>

⁶To sample both anomaly classes, we use the *Faker* library [18]: <https://github.com/joke2k/faker>.

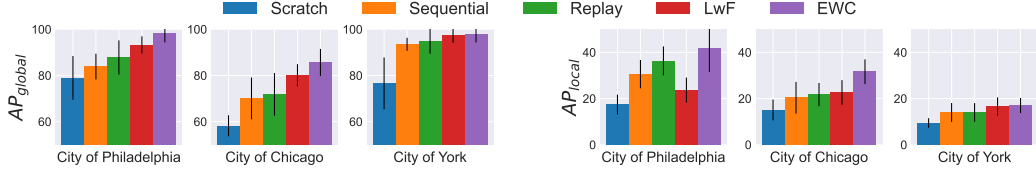


Figure 4: Audit client [Scenario 1] anomaly detection results comparing the CL techniques *Sequential Fine-Tuning*, *Replay* [55], *LwF* [41], and *EWC* [35] to mitigate catastrophic forgetting.

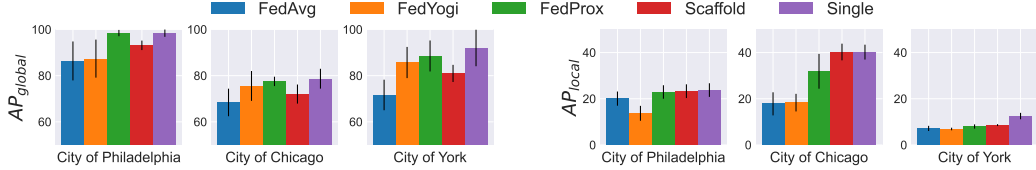


Figure 5: Audit client [Scenario 2] anomaly detection results comparing the FL techniques *FedAvg* [46], *FedYogi* [56], *FedProx* [40], and *Scaffold* [32] to mitigate the client’s model interference.

5 Experimental Results

In this section, we present the experimental results of scenarios 1-3. Our evaluation encompasses several federated (FL) and continual learning (CL) strategies. For each strategy, we report the the audit client’s ξ_1 average global anomaly AP_{global} and local anomaly AP_{local} detection precision.

In Fig. 4, we report the [Scenario 1] audit client ξ_1 anomaly detection results using *FedAvg* [46] model aggregation. For all datasets, the CL strategies, *Replay* [55], *LwF* [41], and *EWC* [35], outperform the from *Scratch* [24] learning and *Sequential* fine-tuning baselines. The results show the ability of the CL strategies ability to mitigate catastrophic forgetting in a sparse audit client setting.

In Fig. 5, we report the [Scenario 2] audit client ξ_1 anomaly detection results conducting sequential model fine-tuning. For all datasets, the FL strategies, *FedYogi* [56], *FedProx* [40], and *Scaffold* [32], outperform the baseline of *FedAvg* [46]. In addition, the FL strategies mitigate model interference closing the gap towards *Single* [62] client learning in a sparse collaborating client setting.

Table 1: Audit client [Scenario 3] anomaly detection results comparing the combination of CL and FL techniques to mitigate catastrophic forgetting and the client’s model interference.

Learning Strategies		City of Philadelphia		City of Chicago		City of York	
Federated	Continual	$AP_{global} \uparrow$	$AP_{local} \uparrow$	$AP_{global} \uparrow$	$AP_{local} \uparrow$	$AP_{global} \uparrow$	$AP_{local} \uparrow$
FedAvg [46]	Sequential	74.03 \pm 9.51	13.11 \pm 7.16	48.16 \pm 8.41	22.51 \pm 5.53	87.37 \pm 8.74	10.67 \pm 3.46
FedProx [40]	Replay [41]	74.11 \pm 9.34	20.21 \pm 0.00	68.37 \pm 8.31	22.90 \pm 5.46	84.37 \pm 8.74	10.77 \pm 2.23
FedProx [40]	LwF [41]	99.84 \pm 2.97	18.02 \pm 3.95	76.18 \pm 5.81	23.79 \pm 3.88	88.23 \pm 6.16	10.79 \pm 3.30
FedProx [40]	EWC [35]	96.39 \pm 3.58	22.15 \pm 3.11	64.30 \pm 3.11	24.58 \pm 5.42	87.67 \pm 3.11	11.56 \pm 3.13
Scaffold [32]	Sequential	93.39 \pm 4.23	22.88 \pm 3.14	71.60 \pm 4.80	26.66 \pm 7.22	74.34 \pm 8.77	11.67 \pm 3.46

*Variances originate from training using five distinct random seeds of model parameter initialisation and anomaly sampling.

In Tab. 1, we report the [Scenario 3] audit client ξ_1 anomaly detection results of combining FL and CL strategies. The strategies yield a superior precision for both anomaly classes when compared to the *FedAvg-Sequential* baseline. The obtained results also suggest that certain strategies are advantageous in detecting particular anomaly classes. For smaller (larger) AEN models we observe, that *FedProx* (*Scaffold*) learning successfully regulates dissimilar model convergence. The results provide initial empirical evidence, as illustrated in Fig. 3, that the strategies mitigate distributed-continual distribution shifts in a ‘real-world’ audit setting.

6 Conclusion

In this work, we proposed financial auditing as a novel application area of *Federated Continual Learning* (FCL). We demonstrated the benefits of such a learning setting by detecting accounting anomalies under different data distribution shifts usually observable in organizational activities. We believe that FCL will enable the audit profession to enhance its assurance services and thereby contributes to the integrity of financial markets. In future work, we aim to investigate (i) novel learning strategies, (ii) potential attack scenarios, and (iii) the addition of differential privacy.

Acknowledgments and Disclosure of Funding

The research conducted by Marco Schreyer was funded by the Mobi.Doc mobility grant for doctoral students of the University of St.Gallen (HSG) under project no. 1031606.

References

- [1] ACFE. *Report to the Nations - Global Study on Occupational Fraud and Abuse*. Association of Certified Fraud Examiners (ACFE), 2020.
- [2] D. Appelbaum. Securing Big Data Provenance for Auditors: The Big Data Provenance Black Box as Reliable Evidence. *Journal of Emerging Technologies in Accounting*, 13(1):17–36, 2016.
- [3] A. Argyrou. Auditing Journal Entries Using Self-Organizing Map. In *Proceedings of the Eighteenth Americas Conference on Information Systems*, 2012.
- [4] L. Barrault, M. M. Biesialska, M. Ruiz Costa-Jussà, F. Bougares, and O. Galibert. Findings of the first shared task on lifelong learning machine translation. In *EMNLP 2020, Fifth Conference on Machine Translation: November 19-20, 2020, online: proceedings of the conference*, pages 56–64. Association for Computational Linguistics, 2020.
- [5] S. Bay, K. Kumaraswamy, M. G. Anderle, R. Kumar, D. M. Steier, A. Blvd, and S. Jose. Large Scale Detection of Irregularities in Accounting Data. In *Sixth International Conference on Data Mining*, pages 75–86. IEEE, 2006.
- [6] Y. Bengio, A. Courville, and P. Vincent. Representation learning: A review and new perspectives. *IEEE transactions on pattern analysis and machine intelligence*, 35(8):1798–1828, 2013.
- [7] D. J. Beutel, T. Topal, A. Mathur, X. Qiu, T. Parcollet, P. P. de Gusmão, and N. D. Lane. Flower: A friendly federated learning research framework. *arXiv preprint arXiv:2007.14390*, 2020.
- [8] M. M. Breunig, H.-P. Kriegel, R. T. Ng, and J. Sander. LOF: Identifying Density-based Local Outliers. In *Proceedings of the 2000 ACM SIGMOD international conference on Management of data*, pages 93–104, 2000.
- [9] F. E. Casado, D. Lema, M. F. Criado, R. Iglesias, C. V. Regueiro, and S. Barro. Concept drift detection and adaptation for federated and continual learning. *Multimedia Tools and Applications*, 81(3):3397–3419, 2022.
- [10] D. Chan, A. Ferguson, D. Simunic, and D. Stokes. A spatial analysis and test of oligopolistic competition in the market for audit services. Technical report, Working paper, University of British Columbia, 2004.
- [11] A. Chaudhry, M. Ranzato, M. Rohrbach, and M. Elhoseiny. Efficient Lifelong Learning with A-GEM. *arXiv preprint arXiv:1812.00420*, 2018.
- [12] A. Chaudhry, M. Rohrbach, M. Elhoseiny, T. Ajanthan, P. K. Dokania, P. H. Torr, and M. Ranzato. Continual learning with tiny episodic memories. *ICML Workshop on Multi-Task and Lifelong Reinforcement Learning*, 2019.
- [13] S. Cho, M. A. Vasarhelyi, T. Sun, and C. Zhang. Learning from machine learning in accounting and assurance. *Journal of Emerging Technologies in Accounting*, 17(1):1–10, 2020.
- [14] F. K. Dankar and K. El Emam. The application of differential privacy to health data. In *Proceedings of the 2012 Joint EDBT/ICDT Workshops*, pages 158–166, 2012.
- [15] N. Díaz-Rodríguez, V. Lomonaco, D. Filliat, and D. Maltoni. Don’t Forget, There is More than Forgetting: New Metrics for Continual Learning. *arXiv preprint arXiv:1810.13166*, 2018.
- [16] G. Dickey, S. Blanke, and L. Seaton. Machine learning in auditing. *The CPA Journal*, pages 16–21, 2019.

- [17] C. Dwork, K. Kenthapadi, F. McSherry, I. Mironov, and M. Naor. Our data, ourselves: Privacy via Distributed Noise Generation. In *Annual International Conference on the Theory and Applications of Cryptographic Techniques*, pages 486–503. Springer, 2006.
- [18] D. Faraglia and Other Contributors. Faker.
- [19] R. M. French. Catastrophic Forgetting in Connectionist Networks. *Trends in Cognitive Sciences*, 3(4):128–135, 1999.
- [20] J. Gama, P. Medas, G. Castillo, and P. Rodrigues. Learning with drift detection. In *Brazilian symposium on artificial intelligence*, pages 286–295. Springer, 2004.
- [21] S. V. Grabski, S. A. Leech, and P. J. Schmidt. A review of erp research: A future agenda for accounting information systems. *Journal of information systems*, 25(1):37–78, 2011.
- [22] S. Grossberg. Nonlinear neural networks: Principles, mechanisms, and architectures. *Neural networks*, 1(1):17–61, 1988.
- [23] S. Hawkins, H. He, G. Williams, and R. Baxter. Outlier Detection using Replicator Neural Networks. In *International Conference on Data Warehousing and Knowledge Discovery*, pages 170–180. Springer, 2002.
- [24] H. Hemati, M. Schreyer, and D. Borth. Continual learning for unsupervised anomaly detection in continuous auditing of financial accounting data. *arXiv preprint arXiv:2112.13215*, 2021.
- [25] G. E. Hinton and R. R. Salakhutdinov. Reducing the Dimensionality of Data with Neural Networks. *Science*, 313(5786):504–507, 2006.
- [26] R. Hoitash, A. Kogan, and M. A. Vasarhelyi. Peer-based approach for analytical procedures. *Auditing: A Journal of Practice & Theory*, 25(2):53–84, 2006.
- [27] IFAC. *International Standards on Auditing 240, The Auditor’s Responsibilities Relating to Fraud in an Audit of Financial Statements*. International Federation of Accountants (IFAC), 2009.
- [28] D. Isele and A. Cosgun. Selective Experience Replay for Lifelong Learning. In *Proceedings of the AAAI Conference on Artificial Intelligence*, volume 32, 2018.
- [29] M. Jans, J. M. Van Der Werf, N. Lybaert, and K. Vanhoof. A Business Process Mining Application for Internal Transaction Fraud Mitigation. *Expert Systems with Applications*, 38(10):13351–13359, 2011.
- [30] E. Jothimurugesan, K. Hsieh, J. Wang, G. Joshi, and P. B. Gibbons. Federated learning under distributed concept drift. *arXiv preprint arXiv:2206.00799*, 2022.
- [31] P. Kairouz, H. B. McMahan, B. Avent, A. Bellet, M. Bennis, A. N. Bhagoji, K. Bonawitz, Z. Charles, G. Cormode, R. Cummings, et al. Advances and Open Problems in Federated Learning. *arXiv preprint arXiv:1912.04977*, 2019.
- [32] S. P. Karimireddy, S. Kale, M. Mohri, S. Reddi, S. Stich, and A. T. Suresh. Scaffold: Stochastic controlled averaging for federated learning. In *International Conference on Machine Learning*, pages 5132–5143. PMLR, 2020.
- [33] R. Khan, M. Corney, A. Clark, and G. Mohay. A role mining inspired approach to representing user behaviour in erp systems. In *Asia Pacific Industrial Engineering & Management Systems Conference 2009*. APIEMS Society, 2009.
- [34] D. P. Kingma and M. Welling. Auto-encoding variational bayes. *arXiv preprint arXiv:1312.6114*, 2013.
- [35] J. Kirkpatrick, R. Pascanu, N. Rabinowitz, J. Veness, G. Desjardins, A. A. Rusu, K. Milan, J. Quan, T. Ramalho, A. Grabska-Barwinska, et al. Overcoming Catastrophic Forgetting in Neural Networks. *Proceedings of the National Academy of Sciences*, 114(13):3521–3526, 2017.

- [36] A. Kogan and C. Yin. Privacy-preserving information sharing within an audit firm. *Journal of Information Systems*, 35(2):243–268, 2021.
- [37] Y. LeCun, Y. Bengio, and G. Hinton. Deep learning. *Nature*, 521(7553), 2015.
- [38] M. Lenga, H. Schulz, and A. Saalbach. Continual learning for domain adaptation in chest x-ray classification. In *Medical Imaging with Deep Learning*, pages 413–423. PMLR, 2020.
- [39] T. Lesort, M. Caccia, and I. Rish. Understanding continual learning settings with data distribution drift analysis. *arXiv preprint arXiv:2104.01678*, 2021.
- [40] T. Li, A. K. Sahu, M. Zaheer, M. Sanjabi, A. Talwalkar, and V. Smith. Federated optimization in heterogeneous networks. *Proceedings of Machine Learning and Systems*, 2:429–450, 2020.
- [41] Z. Li and D. Hoiem. Learning Without Forgetting. *IEEE Transactions on Pattern Analysis and Machine Intelligence*, 40(12):2935–2947, 2017.
- [42] V. Lomonaco, L. Pellegrini, A. Cossu, A. Carta, G. Graffieti, T. L. Hayes, M. D. Lange, M. Masana, J. Pomponi, G. van de Ven, M. Mundt, Q. She, K. Cooper, J. Forest, E. Belouadah, S. Calderara, G. I. Parisi, F. Cuzzolin, A. Tolia, S. Scardapane, L. Antiga, S. Amhad, A. Popescu, C. Kanan, J. van de Weijer, T. Tuytelaars, D. Bacciu, and D. Maltoni. Avalanche: an End-to-End Library for Continual Learning. In *Proceedings of IEEE Conference on Computer Vision and Pattern Recognition*, 2nd Continual Learning in Computer Vision Workshop, 2021.
- [43] D. Lopez-Paz and M. Ranzato. Gradient Episodic Memory for Continual Learning. *Advances in Neural Information Processing Systems*, 30:6467–6476, 2017.
- [44] M. McGlohon, S. Bay, M. G. M. Anderle, D. M. Steier, and C. Faloutsos. SNARE: A Link Analytic System for Graph Labeling and Risk Detection. In *KDD'09: 15th ACM SIGKDD Conference on Knowledge Discovery and Data Mining*, 2009.
- [45] B. McMahan, E. Moore, D. Ramage, S. Hampson, and B. A. y Arcas. Communication-Efficient Learning of Deep Networks from Decentralized Data. In *Artificial Intelligence and Statistics*, pages 1273–1282. PMLR, 2017.
- [46] H. B. McMahan, D. Ramage, K. Talwar, and L. Zhang. Learning differentially private recurrent language models. *arXiv preprint arXiv:1710.06963*, 2017.
- [47] J. A. Mendez and E. Eaton. Lifelong Learning of Compositional Structures. In *International Conference on Learning Representations*, 2021.
- [48] J. Nonnenmacher and J. M. Gómez. Unsupervised anomaly detection for internal auditing: Literature review and research agenda. *The International Journal of Digital Accounting Research*, 21(27):1–22, 2021.
- [49] J. Nonnenmacher, F. Kruse, G. Schumann, and J. Marx Gómez. Using autoencoders for data-driven analysis in internal auditing. In *Proceedings of the 54th Hawaii International Conference on System Sciences*, page 5748, 2021.
- [50] N. Papernot, M. Abadi, U. Erlingsson, I. Goodfellow, and K. Talwar. Semi-supervised knowledge transfer for deep learning from private training data. *arXiv preprint arXiv:1610.05755*, 2016.
- [51] G. I. Parisi, R. Kemker, J. L. Part, C. Kanan, and S. Wermter. Continual lifelong learning with neural networks: A review. *Neural Networks*, 113:54–71, 2019.
- [52] T. J. Park, K. Kumatani, and D. Dimitriadis. Tackling dynamics in federated incremental learning with variational embedding rehearsal. *arXiv preprint arXiv:2110.09695*, 2021.
- [53] PwC. *Protecting the Perimeter: The rise of external Fraud, The Global Economic Crime and Fraud Survey 2022*. PricewaterhouseCoopers LLP, 2022.
- [54] R. Ramamurthy, M. Pielka, R. Stenzel, C. Bauckhage, R. Sifa, T. D. Khameneh, U. Warning, B. Kliem, and R. Loitz. Alibert: improved automated list inspection (ali) with bert. In *21st ACM Symposium on Document Engineering*, 2021.

- [55] S.-A. Rebuffi, A. Kolesnikov, G. Sperl, and C. H. Lampert. ICARL: Incremental Classifier and Representation Learning. In *Proceedings of the IEEE conference on Computer Vision and Pattern Recognition*, pages 2001–2010, 2017.
- [56] S. Reddi, Z. Charles, M. Zaheer, Z. Garrett, K. Rush, J. Konečný, S. Kumar, and H. B. McMahan. Adaptive federated optimization. *arXiv preprint arXiv:2003.00295*, 2020.
- [57] AICPA. *Statement on Auditing Standards No. 99.: Consideration of Fraud in a Financial Statement Audit*. American Institute of Certified Public Accountants (AICPA), 2002.
- [58] D. Rolnick, A. Ahuja, J. Schwarz, T. P. Lillicrap, and G. Wayne. Experience Replay for Continual Learning. *arXiv preprint arXiv:1811.11682*, 2018.
- [59] A. A. Rusu, N. C. Rabinowitz, G. Desjardins, H. Soyer, J. Kirkpatrick, K. Kavukcuoglu, R. Pascanu, and R. Hadsell. Progressive Neural Networks. *arXiv preprint arXiv:1606.04671*, 2016.
- [60] M. Schreyer, M. Baumgartner, F. Ruud, and D. Borth. Artificial Intelligence in Internal Audit as a Contribution to Effective Governance. *Expert Focus*, 01, 2022.
- [61] M. Schreyer, T. Sattarov, and D. Borth. Multi-view contrastive self-supervised learning of accounting data representations for downstream audit tasks. In *International Conference on Artificial Intelligence*, 2021.
- [62] M. Schreyer, T. Sattarov, and D. Borth. Federated and privacy-preserving learning of accounting data in financial statement audits. *arXiv preprint arXiv:2208.12708*, 2022.
- [63] M. Schreyer, T. Sattarov, D. Borth, A. Dengel, and B. Reimer. Detection of anomalies in large scale accounting data using deep autoencoder networks. *arXiv preprint arXiv:1709.05254*, 2017.
- [64] M. Schreyer, T. Sattarov, A. S. Gierbl, B. Reimer, and D. Borth. Learning sampling in financial statement audits using vector quantised variational autoencoder neural networks. In *International Conference on Artificial Intelligence*, 2020.
- [65] M. Schreyer, T. Sattarov, B. Reimer, and D. Borth. Adversarial learning of deepfakes in accounting. *NeurIPS 2019 Workshop on Robust AI in Financial Services, Vancouver, BC, Canada*, 2019.
- [66] M. Schreyer, T. Sattarov, C. Schulze, B. Reimer, and D. Borth. Detection of accounting anomalies in the latent space using adversarial autoencoder neural networks. *2nd KDD Workshop on Anomaly Detection in Finance, USA*, 2019.
- [67] M. Schultz and M. Tropmann-Frick. Autoencoder neural networks versus external auditors: Detecting unusual journal entries in financial statement audits. In *Proceedings of the 53rd Hawaii International Conference on System Sciences*, 2020.
- [68] H. Shin, J. K. Lee, J. Kim, and J. Kim. Continual Learning with Deep Generative Replay. *arXiv preprint arXiv:1705.08690*, 2017.
- [69] N. Shoham, T. Avidor, A. Keren, N. Israel, D. Benditkis, L. Mor-Yosef, and I. Zeitak. Overcoming forgetting in federated learning on non-iid data. *arXiv preprint arXiv:1910.07796*, 2019.
- [70] R. Sifa, A. Ladi, M. Pielka, R. Ramamurthy, L. Hillebrand, B. Kirsch, D. Biesner, R. Stenzel, T. Bell, M. Lübbering, et al. Towards automated auditing with machine learning. In *ACM Symposium on Document Engineering 2019*, 2019.
- [71] T. Sun. Applying Deep Learning to Audit Procedures: An Illustrative Framework. *Accounting Horizons*, 33(3):89–109, 2019.
- [72] T. Sun and M. A. Vasarhelyi. Deep learning and the future of auditing: How an evolving technology could transform analysis and improve judgment. *CPA Journal*, 87(6), 2017.

- [73] S. Thiprungsri and M. A. Vasarhelyi. Cluster Analysis for Anomaly Detection in Accounting Data: An Audit Approach. *International Journal of Digital Accounting Research*, 11, 2011.
- [74] S. Thrun. A lifelong learning perspective for mobile robot control. In *Intelligent robots and systems*, pages 201–214. Elsevier, 1995.
- [75] M. Toneva, A. Sordoni, R. T. d. Combes, A. Trischler, Y. Bengio, and G. J. Gordon. An Empirical Study of Example Forgetting During Deep Neural Network Learning. *arXiv preprint arXiv:1812.05159*, 2018.
- [76] M. A. Vasarhelyi, M. G. Alles, and A. Kogan. Principles of analytic monitoring for continuous assurance. In *Continuous Auditing*. Emerald Publishing Limited, 2018.
- [77] M. A. Vasarhelyi and F. B. Halper. The continuous audit of online systems. In *Auditing: A Journal of Practice and Theory*. Citeseer, 1991.
- [78] H. Wang, M. Yurochkin, Y. Sun, D. Papailiopoulos, and Y. Khazaeni. Federated learning with matched averaging. *arXiv preprint arXiv:2002.06440*, 2020.
- [79] J. T. Wells. *Corporate Fraud Handbook: Prevention and Detection*. John Wiley & Sons, 2017.
- [80] M. Werner and N. Gehrke. Multilevel Process Mining for Financial Audits. *IEEE Transactions on Services Computing*, 8(6):820–832, 2015.
- [81] J. Yoon, W. Jeong, G. Lee, E. Yang, and S. J. Hwang. Federated continual learning with weighted inter-client transfer. In *International Conference on Machine Learning*, pages 12073–12086. PMLR, 2021.
- [82] K. Yoon, L. Hoogduin, and L. Zhang. Big Data as Complementary Audit Evidence. *Accounting Horizons*, 29(2):431–438, 2015.
- [83] M. Yurochkin, M. Agarwal, S. Ghosh, K. Greenewald, N. Hoang, and Y. Khazaeni. Bayesian nonparametric federated learning of neural networks. In *International Conference on Machine Learning*, pages 7252–7261. PMLR, 2019.
- [84] F. Zenke, B. Poole, and S. Ganguli. Continual Learning through Synaptic Intelligence. In *International Conference on Machine Learning*, pages 3987–3995. PMLR, 2017.
- [85] Y. Zheng, Z. Wu, Y. Yuan, T. Chen, and Z. Wang. Pcal: A privacy-preserving intelligent credit risk modeling framework based on adversarial learning. *arXiv preprint arXiv:2010.02529*, 2020.
- [86] M. Zupan, V. Budimir, and S. Letinic. Journal entry anomaly detection model. *Intelligent Systems in Accounting, Finance and Management*, 27(4):197–209, 2020.

A Appendix

In the Appendix, we provide additional details of the datasets, data preprocessing, federated continual learning scenarios, and experimental setup applied to detect accounting anomalies in an FCL setting.

A.1 Datasets and Data Preprocessing:

We use three publicly available datasets of real-world financial city payment data. The datasets exhibit high similarity to ERP accounting data, *e.g.*, typical manual payments (SAP T-Code: F-53) or payment runs (SAP T-Code: F-110):

- The *City of Philadelphia* payments⁷ encompass a total of 238,894 payments generated by 58 city departments in 2017. Each payment exhibits 10 categorical and 1 numerical attribute(s).
- The *City of Chicago* payments⁸ encompass a total of 108,478 payments generated by 54 distinct city departments in 2021. Each payment exhibits 6 categorical and 1 numerical attribute(s).
- The *City of York* payments⁹ encompass a total of 102,026 payments generated by 49 city departments in 2020-22. Each payment exhibits 11 categorical and 2 numerical attribute(s).

For each dataset \mathcal{D} , we pre-process the original payment line-item attributes to (i) remove semantically redundant attributes and (ii) obtain an encoded representation of each payment. The following pre-processing is applied to the distinct payment attributes of the datasets:

- The categorical attribute values x_i^k are converted into one-hot numerical tuples of bits $\hat{x}_i^k \in \{0, 1\}^v$, where v denotes the number of unique attribute values in x^k .
- The numerical attribute values x_i^l are scaled, according to $scale(x_i^l) = (x_i^l - \min(x^l)) / (\max(x^l) - \min(x^l))$, where $\min(\max)$ denotes the minimum (maximum) attribute value of x^l .

In the following, the pre-processed journal entries are denoted as $\hat{x} \in \hat{X}$ and corresponding individual attributes as $\hat{x}_i = \{\hat{x}_i^1, \hat{x}_i^2, \dots, \hat{x}_i^J; \hat{x}_i^1, \hat{x}_i^2, \dots, \hat{x}_i^K\}$.

A.2 Federated Continual Learning (FCL) Scenarios

For each federated audit client $\{\xi_\omega\}_{\omega=2}^M$, we create a stream of $\mathcal{T} = 20$ continual payment experiences $\{\mathcal{D}_\omega^{(1)}, \mathcal{D}_\omega^{(2)}, \dots, \mathcal{D}_\omega^{(20)}\}$. A single experience encompasses $L = 5$ payment activities, each generated by a different city department. In our experiments we selected the following city departments to sample from each dataset respectively:

- The selected *City of Philadelphia* departments are (i) ‘42 Commerce’, (ii) ‘52 Free Library’, (iii) ‘10 Managing Director’, (iv) ‘11 Police’, and (v) ‘14 Health’.
- The selected *City of Chicago* departments are (i) ‘Dept. of Family and Support Services’, (ii) ‘Dept. of Aviation’, (iii) ‘Chicago Department of Transportation’, (iv) ‘Department of Health’, and (v) ‘Department of Water Management’.
- The selected *City of York* departments are (i) ‘Adult Social Care’, (ii) ‘Economy Regeneration and Housing’, (iii) ‘Housing and Community Safety’, (iv) ‘Transport Highways and Environ.’, and (v) ‘School Funding and Assets’.

The departments exhibit a high volume of payment posting activity in each dataset. Furthermore, the departments correspond to different municipal duties establishing a certain degree of department non-iid setting. Following, three continual learning scenarios are generated as described in Sec. 4 and illustrated in Fig. 2. For each payment activity $\mathcal{C}_{\omega,\ell} \in \mathcal{D}_\omega^{(t)}$ and experience $E^{(t)}$, the payments are sampled according to three pre-defined scenario configurations, denoted as [Scenario 1-3] in the following. Figure 6 shows the configuration bar charts of the payment sampling for each scenario and FCL client. A bar at particular client ξ_ω and experience $E^{(t)}$ and city department \mathcal{C}_ℓ indicates that $\rho = 1,000$ payments have been sampled in the FCL setting.

⁷<https://www.phila.gov/2019-03-29-philadelphias-initial-release-of-city-payments-data/>

⁸<https://data.cityofchicago.org/Administration-Finance/Payments/s4vu-giwb/>

⁹<https://data.yorkopendata.org/dataset/all-payments-to-suppliers/>

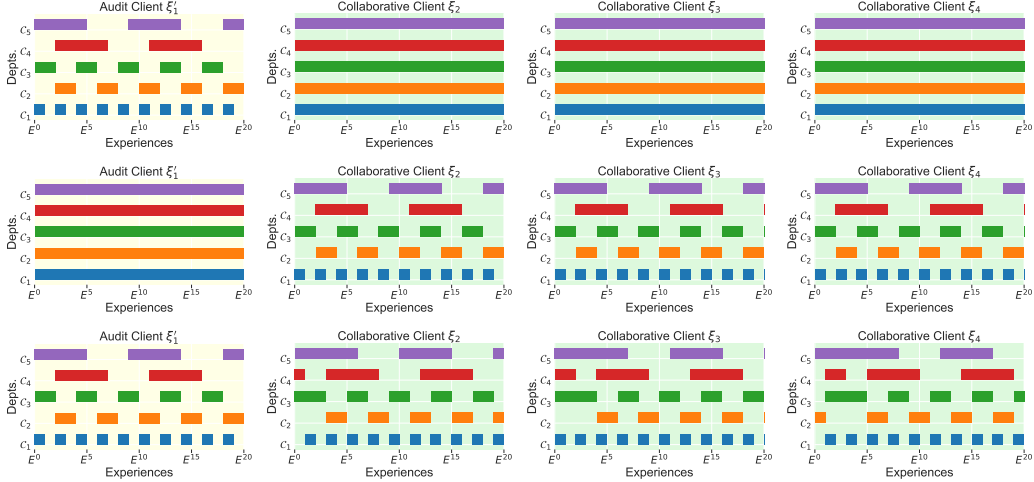


Figure 6: Experimental [Scenario 1-3] configurations of the evaluated FCL settings. The distinct configurations illustrate the payment activity per department at each of the $\mathcal{M} = 4$ federated clients: [Scenario 1] top-row, [Scenario 2] middle-row, and [Scenario 3] bottom-row.

A.3 Representation Learning Setting Details

We use a symmetrical encoder q_ψ and decoder p_ϕ architecture, in all our experiments. Furthermore, we use two architectural setups, each designed to detect a different activity of injected anomalies in both datasets. A ‘shallow’ architecture, as shown in Tab. 2, designed to detect global anomalies and a ‘deep’ architecture, as shown in Tab. 3, designed to detect the local anomalies.

Table 2: Number of neurons per layer ν_i of the encoder q_ψ and decoder p_ϕ network that constitute the AEN architecture to detect *global anomalies* used in our experiments.

Layer ν_i	$i = 1$	2	3	4	5	6	7	8
$q_\psi(z \hat{x})$	$ \hat{x} $	128	64	32	16	8	4	2
$p_\phi(\hat{x} z)$	2	4	8	16	32	64	128	$ \hat{x} $

Table 3: Number of neurons per layer ν_i of the encoder q_ψ and decoder p_ϕ network that constitute the AEN architecture to detect *local anomalies* used in our experiments.

Layer ν_i	$i = 1$	2	3	4	5	6	7	8	9	10	11	12
$q_\psi(z \hat{x})$	$ \hat{x} $	2048	1024	512	256	128	64	32	16	8	4	2
$p_\phi(\hat{x} z)$	2	4	8	16	32	64	128	256	512	1024	2048	$ \hat{x} $

In all architectural setups, we apply Leaky-ReLU non-linear activations with a scaling factor $\alpha = 0.4$ except in the encoder’s bottleneck and decoder’s final layer, which comprise Tanh activations. We use a batch size of $\gamma = 16$ journal entries per training iteration η , apply Adam optimization with $\beta_1 = 0.9$, $\beta_2 = 0.999$, and early stopping once the reconstruction loss \mathcal{L}_{Rec} converges. Given an encoded journal entry \hat{x}_i and its reconstruction $\tilde{x}_i = p_\phi(q_\psi(x_i))$, we compute a combined loss of a binary cross-entropy error \mathcal{L}_{BCE} loss and a mean squared error \mathcal{L}_{MSE} loss, as defined by [66]:

$$\mathcal{L}_{Rec}(f_\theta, \{x_i, \tilde{x}_i\}) = \vartheta \sum_{j=1}^J \mathcal{L}_{BCE}(f_\theta, \{\hat{x}_i^j, \tilde{x}_i^j\}) + (1 - \vartheta) \sum_{k=1}^K \mathcal{L}_{MSE}(f_\theta, \{\hat{x}_i^k, \tilde{x}_i^k\}), \quad (4)$$

where J denotes the number of categorical attributes, K the number of numerical attributes, and ϑ balances the categorical and numerical attribute losses. For each categorical attribute \hat{x}_i^j , we compute the \mathcal{L}_{BCE} , as defined by:

$$\mathcal{L}_{BCE}(\hat{x}_i^j, \tilde{x}_i^j) = \frac{1}{\Upsilon} \sum_{v=1}^{\Upsilon} \tilde{x}_{i,v}^j \log(\hat{x}_{i,v}^j) + (1 - \tilde{x}_{i,v}^j) \log(1 - \hat{x}_{i,v}^j), \quad (5)$$

where $v = 1, 2, \dots, \Upsilon$ corresponds to the number of one-hot encoded attribute dimensions of a given categorical attribute. For each numerical attribute \hat{x}_i^k , we compute the \mathcal{L}_{MSE} , as defined by:

$$\mathcal{L}_{\psi, \phi}^{MSE}(\hat{x}_i^k, \tilde{x}_i^k) = (\hat{x}_i^k - \tilde{x}_i^k)^2 . \quad (6)$$

We balance both loss terms in \mathcal{L}_{MSE} to account for the high number of categorical attributes in each city payment dataset and set $\vartheta = \frac{2}{3}$ in all experiments.

A.4 Continual Learning Setting Details

We set the number of CL experiences $\mathcal{T} = 20$ in all our experiments. In ER learning, we set the replay buffer size $N_B = 1,000$ samples, which seemed sufficient in all datasets. The buffer keeps a stratified sample of all departments observed until the current experience. For EWC we found that $\alpha_{EWC} = 500$ preserves an optimal degree of plasticity. For LwF we determined that a $\alpha_{LwF} = 1.2$ yields a good knowledge distillation. We reset the optimizer parameters upon each experience to avoid past experience information transfer through the optimizer state. We adapted the different CL strategies from the algorithmic implementations of ER, LwF, and EWC available in the Avalanche v0.2.1¹⁰ CL library [42].

A.5 Federated Learning Setting Details

The models are trained for $R = 5$ communication rounds per experience, while each round encompasses $\eta = 1,000$ training iterations. In each experiment, we set the number of participating clients to $\mathcal{M} = 4$ assuming a real-world peer audit client setting. In FedProx learning, we found that setting the proximal term to $\mu = 1.2$ yields a good regularization of the local model updates. For the SCAFFOLD algorithm, we use the Option II implementation proposed in [32] by re-using previously computed gradients to update the control variate c_i^+ . In all our experiments we built upon the FedAvg strategy and the FL framework implementation available in the Flower v0.19.0¹¹ FL library [7].

A.6 Anomaly Detection Details

In each experience, we randomly inject 20 global and 20 local anomalies into each payment activity $\mathcal{C}_{\xi'_1, \ell}$ of the in-scope audit client ξ'_1 ($\approx 4\%$ of each payment activity). To create both classes of anomalies, we use the Faker v14.2.0¹² library [18] using five distinct random seed initialisation of the random anomaly sampling mechanism. To quantitatively assess the anomaly detection capability of the FCL audit setting, we determine the in-scope audit client’s average precision AP over the sorted payments reconstruction errors. The AP summarises the precision-recall curve as formally defined by:

$$AP(\mathcal{L}_{Rec}) = \sum_{i=1}^N (R_i(\mathcal{L}_{Rec}) - R_{i-1}(\mathcal{L}_{Rec})) P_i(\mathcal{L}_{Rec}) , \quad (7)$$

where $P_i(\mathcal{L}_{Rec}) = TP/(TP + FP)$ denotes the detection precision, and $R_i(\mathcal{L}_{Rec}) = TP/(TP + FN)$ denotes the detection recall of the i -th reconstruction error threshold.

¹⁰<https://github.com/ContinualAI/avalanche>

¹¹<https://github.com/adap/flower>

¹²<https://github.com/joke2k/faker>