

# RuleE: Knowledge Graph Reasoning with Rule Embedding

Xiaojuan Tang<sup>1,3</sup>, Song-Chun Zhu<sup>1,2,3</sup>, Yitao Liang<sup>1,3\*</sup>, Muhan Zhang<sup>1,3\*</sup>

<sup>1</sup>Peking University, <sup>2</sup>Tsinghua University

<sup>3</sup> National Key Laboratory of General Artificial Intelligence, BIGAI

## Abstract

Knowledge graph (KG) reasoning is an important problem for knowledge graphs. In this paper, we propose a novel and principled framework called **RuleE** (stands for Rule Embedding) to effectively leverage logical rules to enhance KG reasoning. Unlike knowledge graph embedding (KGE) methods, RuleE learns rule embeddings from existing triplets and first-order rules by jointly representing **entities**, **relations** and **logical rules** in a unified embedding space. Based on the learned rule embeddings, a confidence score can be calculated for each rule, reflecting its consistency with the observed triplets. This allows us to perform logical rule inference in a soft way, thus alleviating the brittleness of logic. On the other hand, RuleE injects prior logical rule information into the embedding space, enriching and regularizing the entity/relation embeddings. This makes KGE alone perform better too. RuleE is conceptually simple and empirically effective. We conduct extensive experiments to verify each component of RuleE. Results on multiple benchmarks reveal that our model outperforms the majority of existing embedding-based and rule-based approaches.

## 1 Introduction

Knowledge graphs (KGs) usually store millions of real-world facts and are used in a variety of applications [1, 2, 3]. Examples of knowledge graphs include Freebase [4], WordNet [5] and YAGO [6]. They represent entities as nodes and relations among entities as edges. Each edge encodes a fact in the form of a triplet (head entity, relation, tail entity). However, KGs are usually highly incomplete, making their downstream tasks more challenging. Knowledge graph reasoning, which predicts missing facts by reasoning on existing facts, has thus become a popular research area in artificial intelligence.

There are two prominent lines of work in this area: *knowledge graph embedding (KGE)* and *rule-based KG reasoning*. Knowledge graph embedding (KGE) methods such as TransE [7], RotatE [8] and BoxE [9] embed entities and relations into a latent space and compute the score for each triplet to quantify its plausibility. KGE is efficient and robust to noise. However, it only uses zeroth-order (propositional) logic to encode existing facts (e.g., “Alice is Bob’s wife.”) without explicitly leveraging first-order (predicate) logic. First-order logic uses the universal quantifier to represent **generally applicable logical rules**. For instance, “ $\forall x, y: x \text{ is } y\text{'s wife} \rightarrow y \text{ is } x\text{'s husband}$ ”. Those rules are **not specific to particular entities** (e.g., Alice and Bob) but are generally applicable to all entities. The other line of work, rule-based KG reasoning, in contrast, explicitly applies logic rules to infer new facts [10, 11, 12, 13, 14]. Unlike KGE, logical rules can achieve interpretable reasoning and generalize to new entities. However, the brittleness of logical rules greatly harms prediction performance. Consider the logical rule  $(x, \text{works in}, y) \rightarrow (x, \text{lives in}, y)$  as an example. It is mostly

\*Corresponding authors

correct. Yet, if somebody works in New York but actually lives in New Jersey, the rule can still only infer the wrong fact in an absolute way.

Considering that the aforementioned two lines of work can complement each other, addressing each other’s weaknesses with their own merits, it becomes imperative to study how to integrate logical rules with KGE methods in a principled manner. If we view this integration in a broader context, embedding-based reasoning can be seen as a neural method, while rule-based reasoning can be seen as a symbolic method. Neural-symbolic learning has also been a focus of artificial intelligence research in recent years [15, 12, 16, 17, 18].

In the KG domain, such efforts exist too. Some works combine logical rules and KGE by using rules to infer new facts as additional training data for KGE [19, 20] or directly convert some rules into regularization terms for specific KGE models [21, 22]. However, they both leverage logical rules merely to enhance KGE training without actually using logical rules to perform reasoning. In this way, they might lose the important information contained in explicit rules, leading to empirically worse performance than state-of-the-art methods.

To address the aforementioned limitations, we propose a simple and principled framework called *RuleE*, which aims to learn rule embeddings by jointly representing entities, relations and logical rules in a unified space. As illustrated in Figure 1, given a KG and logical rules, RuleE assigns an embedding to each entity, relation and rule, and defines respective mathematical operators between entities and relations

(traditional KGE part) as well as between relations and rules (RuleE part). It is important to note that we cannot define operators between entities and rules because rules are not specific to particular entities. By jointly optimizing entity, relation and rule embeddings in the same space, RuleE allows injecting prior logical rule information to enrich and regularize the embedding space. Our experiments reveal that this joint embedding can boost KGE methods themselves. Additionally, based on the relation and rule embeddings, RuleE is able to give a confidence score to each rule, similar to how KGE gives each triplet a confidence score. This confidence score reflects how consistent a rule is with the existing facts, and enables performing logical rule inference in a soft way by softly controlling the contribution of each rule, which alleviates the brittleness of logic.

We evaluate RuleE on benchmark link prediction tasks and show superior performance. Experimental results reveal that our model outperforms the majority of existing embedding-based and rule-based methods. We also conduct extensive ablation studies to demonstrate the effectiveness of each component of RuleE. All the empirical results verify that RuleE is a simple and effective framework for neural-symbolic KG reasoning.

## 2 Related work

**Embedding-based methods** Embedding-based methods aim to learn embeddings for entities and relations and estimate the plausibility of unobserved triplets based on these learned embeddings. Some representative works include TransE [7], DistMult [23], RotatE [8], ComplEx [24], TuckER [25] and BoxE methods [9]. They view a relation as some operation or mapping function between entities to capture common relation patterns (e.g., symmetry/antisymmetry, inversion and composition). These approaches learn representations solely based on triplets (zeroth-order logic) contained in the given KG. In contrast, our approach is able to embody more complex first-order logical rules in the embedding space by jointly modeling entities, relations and logical rules in a unified framework.

**Rule-based methods** Learning logical rules for knowledge graph reasoning has also been extensively studied. As one of the early efforts, Quinlan [26] uses Inductive Logic Programming (ILP) to derive

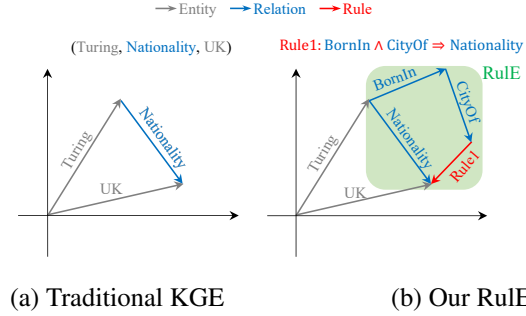


Figure 1: (a) Traditional KGE methods embed entities and relations as low-dimensional vectors only using existing triplets by defining operations between entities and relations (e.g., translation); (b) Our RuleE associates each rule with an embedding and additionally defines mathematical operations between relations and logical rules (e.g., multi-step translation) to leverage first-order **logical rules**.

logical rules (hypothesis) from all the training samples in a KG. Markov Logic Networks (MLNs) [27, 28, 29] define the joint distribution of given variables (observed facts) and hidden variables (missing facts) such that missing facts can be inferred in the probabilistic graphical model. AMIE [10] and AMIE+ [11] first enumerate possible rules and then learn a scalar weight for each rule to encode its quality. Neural-LP [30] and DRUM [13] mine rules by simultaneously learning logic rules and their weights based on TensorLog [31]. RNNLogic [14] simultaneously trains a rule generator and reasoning predictor to generate high-quality logical rules. NCRL [32] infers rule head by recursively merging atomic compositions in rule body. Except for RNNLogic, the above methods solely use the learned logical rules for reasoning, which suffer from brittleness and are hardly competitive with embedding-based reasoning in most benchmarks. Although RNNLogic considers the effect of KGE during inference, it pretrains KGE *separately* from logical rule learning without jointly modeling KGE and logical rules in the same space. Most existing works focus on mining rules from observed triplets. In contrast, we focus on the setting where rules are already given (either mined from KG or provided as prior knowledge) and the task is to leverage the rules for better inference. Thus, in principle, our framework can be combined with any rule mining model to improve their rule usage.

**Joint KGE and logical rules** Some recent work tries to incorporate logical rules into KGE models to improve the generalization performance of KGE reasoning. KALE [19] and RUGE [20] use logical rules to infer new facts as additional training data for KGE. Several other works inject rules via regularization terms during training, including Wang et al. [33] and Ding et al. [21]. These methods leverage logical rules only to enhance KGE training and do not really perform reasoning with logical rules. Although Meilicke et al. [34] combines symbolic and embedding-based methods, it only loosely ensembles the rankings generated by embedding-based and symbolic methods. In contrast, our method jointly learns entity/relation/rule embeddings in a unified space, which is shown to enhance KGE itself. With the learned rule embedding, RuleE can also perform logical rule inference in a soft way, improving the rule-based reasoning process. Moreover, the combination of both further advance the performance.

**GNN-based methods** Recently, there are some KG reasoning works based on graph neural networks [35, 36, 37, 38]. They exploit neighboring information via message-passing mechanisms, which are empirically powerful and can be applied to the inductive setting. However, they usually suffer from high complexity. Furthermore, these methods cannot leverage prior/domain knowledge presented as logical rules, its interpretability is built on path-explanation of the predictions.

### 3 Preliminaries

A KG consists of a set of triplets  $\mathcal{K} = \{(h, r, t) \mid h, t \in \mathcal{E}, r \in \mathcal{R}\} \subseteq \mathcal{E} \times \mathcal{R} \times \mathcal{E}$ , where  $\mathcal{E}$  denotes the set of entities and  $\mathcal{R}$  the set of relations. For a testing triplet  $(h, r, t)$ , we define a query as  $q = (h, r, ?)$ . The knowledge graph reasoning (link prediction) task is to infer the missing entity  $t$  based on the existing facts and rules.

#### 3.1 Embedding-based reasoning

Knowledge graph embedding (KGE) represents entities and relations as *embeddings* in a continuous space. It calculates a score for each triplet based on these embeddings via a scoring function. The embeddings are trained so that facts observed in the KG have higher scores than those not observed. The learning goal here is to maximize the scores of positive facts (existing triplets) and minimize those of sampled negative samples.

**RotatE** [8] is a representative KGE method with competitive performance on common benchmark datasets. It maps entities in a complex space and defines relations as element-wise rotations in each two-dimensional complex plane. Each entity and each relation is associated with a complex vector, i.e.,  $h, r, t \in \mathbb{C}^k$ , where the modulus of each element in  $r$  is fixed to 1 (multiplying a complex number with a unitary complex number is equivalent to a 2D rotation). If a triplet  $(h, r, t)$  holds, it is expected that  $t \approx h \circ r$  in the complex space, where  $\circ$  denotes the Hadamard (element-wise) product. Formally, the distance function of RotatE is defined as:

$$d(h, r, t) = \|h \circ r - t\|. \quad (1)$$

By defining relations as rotations in the complex space, RotatE can model symmetry/antisymmetry, inversion and composition rules simultaneously.

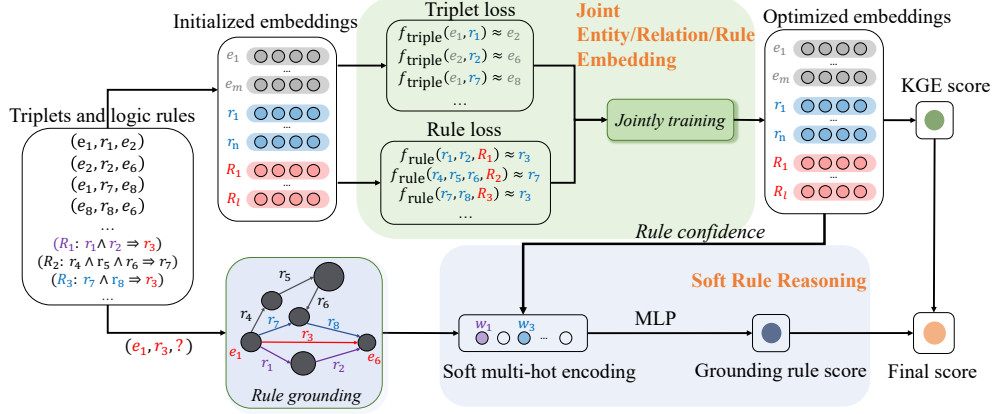


Figure 2: Architecture of RuleE. It consists of three components. Given a KG containing a set of triplets and logical rules automatically extracted or predefined by experts, we represent each entity, relation and logical rule as an embedding. 1) We first model the relationship between entities and relations as well as the relationship between relations and logical rules to learn **joint entity, relation and rule embedding** in the same continuous space. With the learned rule embeddings ( $R$ ) and relation embeddings ( $r$ ), RuleE can output a weight ( $w$ ) as the confidence score of each rule. 2) In the **soft rule reasoning** stage, we construct a soft multi-hot encoding  $v$  based on rule confidences. Specifically, for triplet  $(e_1, r_3, e_6)$ , only  $R_1$  and  $R_3$  can infer the fact with the grounding paths  $e_1 \rightarrow r_1 \rightarrow r_2 \rightarrow e_6$  and  $e_1 \rightarrow r_7 \rightarrow r_8 \rightarrow e_6$  (highlighted with purple and blue). Thus, the value of  $v_1$  is  $w_1$ ,  $v_3$  is  $w_3$  and others (unactivated rules) are 0. Then the constructed soft multi-hot encoding passes an MLP to output the grounding rule score. 3) Finally, RuleE **integrates** the KGE score calculated from the entity and relation embeddings trained in the first stage and the grounding rule score obtained in the second stage to reason unknown triplets.

### 3.2 Rule-based reasoning

Logical rules are usually expressed as first-order logic formulae, e.g.,  $\forall x, y, z: (x, r_1, y) \wedge (y, r_2, z) \rightarrow (x, r_3, z)$ , or  $r_1(x, y) \wedge r_2(y, z) \rightarrow r_3(x, z)$  for brevity. The left-hand side of the implication “ $\rightarrow$ ” is called *rule body* or *premise*, and the right-hand side is *rule head* or *conclusion*. Logical rules are often restricted to be closed, which form chains. For a chain rule, successive relations share intermediate entities (e.g.,  $y$ ), and the rule head’s and rule body’s head/tail entity are the same. Chain rules include common logical rules in KG such as symmetry, inversion, composition, hierarchy, and intersection rules. These rules play an important role in KG reasoning. The length of a rule is the number of atoms (relations) that exist in its rule body. One example of a length-2 rule is:

$$\text{born\_in}(x, y) \wedge \text{city\_of}(y, z) \rightarrow \text{nationality}(x, z), \quad (2)$$

of which  $\text{born\_in}(\cdot) \wedge \text{city\_of}(\cdot)$  is the rule body and  $\text{nationality}(\cdot)$  is the rule head. A *grounding* of a rule is obtained by substituting all variables  $x, y, z$  with specific entities. For example, if we replace  $x, y, z$  with Bill Gates, Seattle, US respectively, we get a grounding:

$$\text{born\_in}(\text{Bill Gates}, \text{Seattle}) \wedge \text{city\_of}(\text{Seattle}, \text{US}) \rightarrow \text{nationality}(\text{Bill Gates}, \text{US}) \quad (3)$$

If all triplets in the body of a grounding rule exist in the KG, we get a *support* of this rule. Those rules that have nonzero support are called *activated* rules. When inferring a query  $(h, r, ?)$ , rule-based reasoning enumerates relation paths between head  $h$  and each candidate tail, and uses activated rules to infer the answer. For example, if we want to infer  $\text{nationality}(\text{Bill Gates}, ?)$ , given the logical rule (2) as well as the existing triplets  $\text{born\_in}(\text{Bill Gates}, \text{Seattle})$  and  $\text{city\_of}(\text{Seattle}, \text{US})$ , the answer US can be inferred.

## 4 Method

This section introduces our proposed model RuleE. RuleE is a principled framework to combine KG embedding with logical rules by learning rule embeddings. As illustrated in Figure 2, the training

process of Rule consists of three key components. Consider a KG containing triplets and a set of logical rules automatically extracted or predefined by experts. They are: 1) **Joint entity/relation/rule embedding**. We model the relationship between entities and relations as well as the relationship between relations and logical rules to jointly train entity, relation and rule embeddings in a continuous space, as demonstrated in Figure 1. 2) **Soft rule reasoning**. With the rule and relation embeddings, we calculate a confidence score for each rule which is used as the weight of activated rules to output a grounding rule score. 3) Finally, we **integrate** the KGE score calculated from the entity and relation embeddings trained in the first stage and the grounding rule score obtained in the second stage to reason unknown triplets.

#### 4.1 Joint entity/relation/rule embedding

Given a triplet  $(h, r, t) \in \mathcal{K}$  and a rule  $R \in \mathcal{L}$ , we use  $\mathbf{h}, \mathbf{r}, \mathbf{t}, \mathbf{R} \in \mathbb{C}^k$  to represent their embeddings, respectively, where  $k$  is the dimension of the complex space (following RotatE). Similar to KGE, which encodes the plausibility of each triplet with a scoring function, Rule additionally defines a scoring function for logical rules. Based on the two scoring functions, it jointly learns entity, relation and rule embeddings in the same space by maximizing the plausibility of existing triplets  $\mathcal{K}$  (zeroth-order logic) and logical rules  $\mathcal{L}$  (first-order logic). The following describes in detail how to model the triplets and logical rules together.

**Modeling the relationship between entities and relations** To model triplets, we take RotatE [8] due to its simplicity and competitive performance. Its loss function with negative sampling is defined as:

$$L_t(\mathbf{h}, \mathbf{r}, \mathbf{t}) = -\log \sigma(\gamma_t - d(\mathbf{h}, \mathbf{r}, \mathbf{t})) - \sum_{(\mathbf{h}', \mathbf{r}, \mathbf{t}') \in \mathbb{N}} \frac{1}{|\mathbb{N}|} \log \sigma(d(\mathbf{h}, \mathbf{r}, \mathbf{t}') - \gamma_t), \quad (4)$$

where  $\gamma_t$  is a fixed triplet margin,  $d(\mathbf{h}, \mathbf{r}, \mathbf{t})$  is the distance function defined in Equation (1), and  $\mathbb{N}$  is the set of negative samples constructed by replacing either the head entity or the tail entity with a random entity using a self-adversarial negative sampling approach. Note that Rule is not restricted to particular KGE models. The RotatE can be replaced with other models, such as TransE [7] and ComplEx [24], too.

**Modeling the relationship between relations and logical rules** A universal first-order logical rule is some rule that universally holds for all entities. Therefore, we cannot relate such a rule to specific entities. Instead, it is a higher-level concept related only to the relations it is composed of. Our modeling strategy is as follows. For a logical rule  $R: r_1 \wedge r_2 \wedge \dots \wedge r_l \rightarrow r_{l+1}$ , we expect that  $\mathbf{r}_{l+1} \approx (\mathbf{r}_1 \circ \mathbf{r}_2 \circ \dots \circ \mathbf{r}_l) \circ \mathbf{R}$ . Because the modulus of each element in  $\mathbf{r}$  is restricted to 1, the multiple rotations in the complex plane are equivalent to the summation of the corresponding angles. We define  $g(\mathbf{r})$  to return the angle vector of relation  $\mathbf{r}$  (taking the angle for each element of  $\mathbf{r}$ ). Note that the definition of Hadamard product in Equation 1 is equivalent to the term  $g(\mathbf{r})$  as defined in Equation 5. More interpretations are provided in Appendix F. Then, the distance function is formulated as follows:

$$d(\mathbf{r}_1, \dots, \mathbf{r}_{l+1}, \mathbf{R}) = \left\| \sum_{i=1}^l g(\mathbf{r}_i) + g(\mathbf{R}) - g(\mathbf{r}_{l+1}) \right\|. \quad (5)$$

We also employ negative sampling, the same as when modeling triplets. At this time, it replaces a relation (either in rule body or rule head) with a random relation. The loss function for logical rules is defined as:

$$L_r(\mathbf{r}_1, \dots, \mathbf{r}_{l+1}, \mathbf{R}) = -\log \sigma(\gamma_r - d(\mathbf{r}_1, \dots, \mathbf{r}_{l+1}, \mathbf{R})) - \sum_{(\mathbf{r}'_1, \dots, \mathbf{r}'_{l+1}, \mathbf{R}) \in \mathbb{M}} \frac{1}{|\mathbb{M}|} \log \sigma(d(\mathbf{r}'_1, \dots, \mathbf{r}'_{l+1}, \mathbf{R}) - \gamma_r), \quad (6)$$

where  $\gamma_r$  is a fixed rule margin and  $\mathbb{M}$  is the set of negative rule samples.

Note that the above strategy is not the only possible way. For example, when considering the relation order of logical rules (e.g., sister's mother is different from mother's sister), we design a variant of Rule using position-aware sum, which shows slightly improved performance on some datasets. See

Appendix E. Nevertheless, we find that Equation (5) is simple and good enough, thus keep it as the default choice.

**Joint training** Given a KG containing triplets  $\mathcal{K}$  and logical rules  $\mathcal{L}$ , we jointly optimize the two loss functions (4) and (6) to get the final entity, relation and rule embeddings:

$$L = \sum_{(\mathbf{h}, \mathbf{r}, \mathbf{t}) \in \mathcal{K}} L_t(\mathbf{h}, \mathbf{r}, \mathbf{t}) + \alpha \sum_{(\mathbf{r}_1, \dots, \mathbf{r}_l, \mathbf{R}) \in \mathcal{L}} L_r(\mathbf{r}_1, \dots, \mathbf{r}_l, \mathbf{R}), \quad (7)$$

where  $\alpha$  is a hyperparameter to balance the two losses. Note that the two losses act as each other’s regularization terms. The rule loss (6) cannot be optimized alone, otherwise there always exist  $(\mathbf{r}_1, \dots, \mathbf{r}_{l+1}, \mathbf{R})$ s that can perfectly minimize the loss, leading to meaningless embeddings. However, when jointly optimizing it with the triplet loss, the embeddings will be regularized, and rules more consistent with the triplets tend to have lower losses (by being more easily optimized). On the other hand, the rule loss also provides a regularization to the triplet (KGE) loss by adding additional constraints that relations should satisfy. This additional information enhances the KGE training, leading to entity/relation embeddings more consistent with prior rules.

## 4.2 Soft rule reasoning

As shown in Figure 2, during soft rule reasoning, we use the joint relation and rule embeddings to compute the confidence score of each rule. Similar to how KGE gives a triplet score, the confidence score of a logical rule  $\mathbf{R}_i: \mathbf{r}_{i_1} \wedge \mathbf{r}_{i_2} \wedge \dots \wedge \mathbf{r}_{i_l} \rightarrow \mathbf{r}_{i_{l+1}}$  is calculated by:

$$w_i = \gamma_r - d(\mathbf{r}_{i_1}, \dots, \mathbf{r}_{i_{l+1}}, \mathbf{R}_i), \quad (8)$$

where  $d(\mathbf{r}_{i_1}, \dots, \mathbf{r}_{i_{l+1}}, \mathbf{R}_i)$  is defined in Equation (5).

To predict a triplet, we perform rule grounding by finding all paths connecting the head and tail that can activate some rule. Often a triplet can have several different rules activated, each with different number of supports (activated paths). An example is shown in Figure 2. The triplet  $(e_1, r_3, e_6)$  can be predicted by rule  $R_1$  and  $R_3$  with the grounding paths  $e_1 \rightarrow r_1 \rightarrow r_2 \rightarrow e_6$  and  $e_1 \rightarrow r_7 \rightarrow r_8 \rightarrow e_6$ . In this case, a straightforward way is to use the maximum (i.e.,  $\max(w_1, w_3)$ ) or summation (i.e.,  $w_1 + w_3$ ) of the confidences of those activated rules as the grounding rule score of the triplet.

However, the above way will lose the *dependency* among different rules. For example, consider the following two rules:  $\text{parent\_of}(x, y) \rightarrow \text{mother\_of}(x, y)$  and  $\text{sister\_of}(x, z) \wedge \text{aunt\_of}(z, y) \rightarrow \text{mother\_of}(x, y)$ . We know that they individually are both not reliable, because a parent can also be a father, and an aunt’s sister can be another aunt. However, when these two rules are activated together, one can almost surely infer the “mother” relation. In practice, those rules extracted automatically may contain a lot of redundancy or noise. Compared to the naive aggregation approach (such as summation or maximum), we choose to use an MLP to model the **complex interdependencies** among rules.

Specifically, let us still consider the example in Figure 2. We construct a soft multi-hot encoding  $\mathbf{v} \in \mathbb{R}^{|\mathcal{L}|}$  such that  $v_i$  is the product of the confidence of  $\mathbf{R}_i$  and the number of grounding paths activating  $\mathbf{R}_i$  (# of supports). Formally,  $v_i = w_i \times |\mathcal{P}(\mathbf{h}, \mathbf{r}, \mathbf{t}, \mathbf{R}_i)|$  for  $i \in \{1, \dots, \mathcal{L}\}$ , where  $\mathcal{P}(\mathbf{h}, \mathbf{r}, \mathbf{t}, \mathbf{R}_i)$  is the set of supports of the rule  $\mathbf{R}_i$  applying to the current triplet  $(\mathbf{h}, \mathbf{r}, \mathbf{t})$ . For the candidate  $e_6$  in Figure 2, the value of  $v_1$  is  $w_1 \times 1$  (grounding path  $e_1 \rightarrow r_7 \rightarrow r_8 \rightarrow e_6$  appears one times),  $v_3$  is  $w_3 \times 1$ , and others (unactivated rules) are 0.

With this soft multi-hot encoding  $\mathbf{v}$ , we apply an MLP on  $\mathbf{v}$  to calculate the grounding rule score:

$$s_g(\mathbf{h}, \mathbf{r}, \mathbf{t}) = \text{MLP}(\mathbf{v}). \quad (9)$$

Note that for a query  $(\mathbf{h}, \mathbf{r}, ?)$ , we will iterate over all candidates  $t$ , and the grounding paths for all candidates can be efficiently computed by running BFS. The complexity analysis is presented in Appendix D. Once we have the grounding rule score for all candidate answers, we further use a softmax function to compute the probability of the true answer. Finally, we train the MLP by maximizing the log likelihood of the true answers in the training triplets. Fine-grained implementation details are included in Appendix A.

<sup>2</sup>Except for YAGO3-10, DistMult, ComplEx and TuckER results are taken from Abboud et al. [9].

Table 1: Results of reasoning on FB15k-237, WN18RR and YAGO3-10. H@k is in %. [\*] means the numbers are taken from the original papers<sup>2</sup>. [<sup>†</sup>] means we rerun the methods with the same evaluation process. Best results are in **bold** while the seconds are underlined.

	FB15k-237				WN18RR				YAGO3-10			
	MRR	H@1	H@3	H@10	MRR	H@1	H@3	H@10	MRR	H@1	H@3	H@10
TransE <sup>†</sup>	0.329	23.0	36.9	52.8	0.222	1.2	39.9	53.0	0.501	40.6	-	67.4
DistMult <sup>*</sup>	0.241	15.5	26.3	41.9	0.43	39	44	49	0.34	24	38	54
ComplEx <sup>*</sup>	0.247	15.8	27.5	42.8	0.44	41	46	51	0.36	26	40	55
ConvE <sup>*</sup>	0.325	23.7	35.6	50.1	0.43	40	44	52	0.44	35	49	62
TuckER <sup>*</sup>	<u>0.358</u>	<b>26.6</b>	<u>39.4</u>	<u>54.4</u>	0.470	44.3	48.2	52.6	0.529	-	-	67.0
RotatE <sup>†</sup>	0.337	23.9	37.4	53.2	0.476	43.1	49.2	56.2	0.497	40.3	55.2	67.5
PathRank <sup>*</sup>	0.087	7.4	9.2	11.2	0.189	17.1	20.0	22.5	-	-	-	-
Neural-LP <sup>*</sup>	0.237	17.3	25.9	36.2	0.435	37.1	43.4	56.6	-	-	-	-
DRUM <sup>*</sup>	0.343	25.5	37.8	51.6	0.486	42.5	51.3	58.6	-	-	-	-
RNNLogic+ (w/o emb.) <sup>*</sup>	0.299	21.5	32.8	46.4	0.489	45.3	50.6	56.3	-	-	-	-
RNNLogic+ (w/o emb.) <sup>†</sup>	0.330	24.3	36.3	50.2	0.502	46.1	52.2	58.5	0.484	41.0	53.8	61.5
NCRL	0.30	20.9	-	47.3	<b>0.67</b>	<b>56.3</b>	-	<b>85.0</b>	0.38	27.4	-	53.6
RNNLogic+ (with emb.) <sup>*</sup>	0.349	25.8	38.5	53.3	0.513	47.1	53.2	59.7	-	-	-	-
RNNLogic+ (with emb.) <sup>†</sup>	0.356	<u>26.2</u>	39.3	54.6	0.516	46.9	<u>53.7</u>	<u>60.4</u>	0.499	41.4	55.1	65.8
Naive Combination <sup>†</sup>	0.350	<u>26.2</u>	38.7	52.8	0.512	46.9	53.1	59.7	0.484	41.0	53.7	61.4
Rule (emb with TransE.)	0.346	25.1	38.5	53.4	0.242	6.7	37.8	52.6	0.510	41.4	57.3	68.2
Rule (emb.)	0.338	24.1	37.6	53.3	0.484	44.3	49.9	56.3	<u>0.530</u>	<u>44.2</u>	<u>58.2</u>	<u>69.0</u>
Rule (rule.)	0.335	24.9	36.9	50.4	0.514	47.3	53.3	59.7	0.481	40.9	53.2	61.0
Rule (emb & rule.)	<b>0.362</b>	<b>26.6</b>	<b>40.0</b>	<b>55.3</b>	<u>0.519</u>	<u>47.5</u>	<b>53.8</b>	<u>60.5</u>	<b>0.535</b>	<b>44.7</b>	<b>58.8</b>	<b>69.4</b>

### 4.3 Inference

Finally, during inference, we predict any missing fact with a weighted sum of the KGE score ( $s_t = \gamma_t - d(\mathbf{h}, \mathbf{r}, \mathbf{t})$ ) and the grounding rule score (Equation (9)):

$$s(\mathbf{h}, \mathbf{r}, \mathbf{t}) = s_t(\mathbf{h}, \mathbf{r}, \mathbf{t}) + \beta \cdot s_g(\mathbf{h}, \mathbf{r}, \mathbf{t}'), \quad (10)$$

where  $\beta$  is a hyperparameter balancing the weights of embedding-based and rule-based reasoning.

## 5 Experiments

In this section, we empirically evaluate Rule on several benchmark KGs and show superior performance to existing embedding-based, rule-based methods and hybrid approaches that combine both. Additionally, we also conduct extensive ablation experiments to verify the effectiveness of each component of Rule. Furthermore, we provide theoretical analysis and case studies in Appendix G to provide further insights and understanding.

### 5.1 Experiment settings

**Datasets** We choose six datasets for evaluation: FB15k-237 [39], WN18RR [40], YAGO3-10 [41], UMLS, Kinship, and Family [42]. For Kinship and UMLS, we follow the data split from RNNLogic [14], and for Family, we follow the split used by DRUM [13]. The logical rules used in the experiments are mined from RNNLogic. We consider chain rules, covering common logical rules in KG such as symmetry, composition, hierarchy rules, etc. More details of dataset statistics are summarized in Appendix H.

**Baselines** We compare with a comprehensive suite of embedding and rule-based baselines. (1) *Embedding-based models*: we include TransE [7], DisMult [23], ComplEx [24], ConvE [40], TuckER [25] and RotatE [8]. (2) *Rule-based models*: we compare with MLN [43], PathRank [44], as well as popular rule learning methods Neural-LP [30], DRUM [13], RNNLogic+ (w/o emb.) [14] and NCRL [32]. (3) *Joint KGE and logical rules*: we also compare with baselines that ensemble embedding-based and rule-based method, including RNNLogic+ (with emb.) [14] and Naive Combination [34]. See more introduction to RNNLogic+ in Appendix B. (4) For our *Rule*, we present

<sup>3</sup>For UMLS and Kinship, [\*] means the numbers are taken from Qu et al. [14]; [<sup>†</sup>] means we rerun the methods with the same evaluation process. For Family, Neural-LP and DRUM results are taken from Sadeghian et al. [13] and others from our rerun results.

Table 2: Results of reasoning on UMLS, Kinship and Family. H@k is in %. [\*] means the numbers are taken from Qu et al. [14]; [†] means we rerun the methods with the same evaluation process<sup>3</sup>. Best results are in **bold** while the seconds are underlined.

	UMLS				Kinship				family			
	MRR	H@1	H@3	H@10	MRR	H@1	H@3	H@10	MRR	H@1	H@3	H@10
TransE <sup>†</sup>	0.704	55.4	82.6	92.9	0.300	14.3	35.2	63.7	0.813	67.5	94.6	98.5
DistMult*	0.391	25.6	44.5	66.9	0.354	18.9	40.0	75.5	0.680	53.0	78.7	96.6
ComplEx*	0.411	27.3	46.8	70.0	0.418	24.2	49.9	81.2	0.930	88.3	97.6	<u>99.1</u>
TuckER*	0.732	62.5	81.2	90.9	0.603	46.2	69.8	86.3	-	-	-	-
RotatE <sup>†</sup>	0.802	69.6	89.0	96.3	0.672	53.8	76.4	93.5	0.914	85.3	97.4	99.0
MLN*	0.688	58.7	75.5	86.9	0.351	18.9	40.8	70.7	-	-	-	-
PathRank*	0.197	14.8	21.4	25.2	0.369	27.2	41.6	67.3	-	-	-	-
Neural-LP*	0.483	33.2	56.3	77.5	0.302	16.7	33.9	59.6	0.91	86.0	96.0	99.0
DRUM*	0.548	35.8	69.9	85.4	0.334	18.3	37.8	67.5	0.950	91.0	98.0	99.0
RNNLogic+ (w/o emb.) <sup>†</sup>	0.800	70.4	87.8	94.3	0.655	50.4	76.0	94.7	0.974	96.3	98.5	98.6
NCRL	0.78	65.9	-	95.1	0.64	49.0	-	92.9	0.91	85.2	-	<b>99.3</b>
RNNLogic+ (with emb.) <sup>†</sup>	0.847	76.7	<u>91.6</u>	<u>96.9</u>	0.714	58.1	81.8	<u>95.4</u>	<u>0.980</u>	<u>97.1</u>	<u>98.9</u>	<u>99.1</u>
Naive Combination <sup>†</sup>	<u>0.856</u>	<u>78.5</u>	91.3	96.3	<u>0.728</u>	<u>60.3</u>	<u>82.1</u>	<b>95.7</b>	0.979	<u>97.2</u>	98.5	98.6
Rule (emb with TransE.)	0.748	61.9	85.2	93.3	0.347	20.7	39.8	62.3	0.820	68.9	94.6	98.6
Rule (emb.)	0.807	70.6	89.2	96.3	0.675	53.8	77.1	93.7	0.945	91.0	97.9	<u>99.1</u>
Rule (rule.)	0.827	74.9	88.9	95.5	0.673	52.8	77.5	95.0	0.975	96.7	98.5	98.6
Rule (emb & rule.)	<b>0.867</b>	<b>79.7</b>	<b>92.5</b>	<b>97.2</b>	<b>0.736</b>	<b>61.5</b>	<b>82.4</b>	<b>95.7</b>	<b>0.984</b>	<b>97.8</b>	<b>99.0</b>	<u>99.1</u>

results of embedding-based, rule-based and integrated reasoning. The first variant only uses KGE scores obtained from joint entity/relation/rule embedding to reason unknown triplets, denoted by RuleE (*emb.*). The second variant only uses the grounding score calculated from soft rule reasoning, denoted by RuleE (*rule.*). The last one is the full model combining both, denoted by RuleE (*emb & rule.*). Furthermore, to sufficiently verify the effect of rule embedding on different KGE models, we also experiment with a variant of RuleE (*emb.*) using TransE [7] as the KGE model, denoted by *emb with TransE.*. We conduct additional experiments on more datasets to compare RuleE with the graph-based method NBFNet [38] (see Appendix I.4). Considering the relation order of logical rules, we also design another variant of RuleE using position-aware sum (see Appendix E).

**Evaluation protocols** We follow the setting in Qu et al. [14] and evaluate models by Mean Reciprocal Rank (MRR) as well as Hits at N (H@N). For above baselines, we carefully tune the parameters and achieve better results than reported in Qu et al. [14]. To ensure a fair comparison, in the KGE part of RuleE, we use the same parameters as those used in TransE and RotatE without further tuning them and rerun RNNLogic+ with the same logical rules as RuleE (See Appendix H.3 for details).

**Hyperparameter settings** By default, we use RotatE [8] as our KGE model. We search for hyperparameters according to validation set performance. The ranges of the hyperparameters in the grid search and final adopted values are provided in Appendix H.4.

## 5.2 Results

The comparison results are shown in Table 1 and 2. We observe that: (1) RuleE outperforms both embedding-based and rule-based methods on most datasets, especially on UMLS and Kinship which show significant improvements. This indicates that combining KGE and rule-based methods with rule embedding can take advantage of both and improve the performance of knowledge graph reasoning. (2) Compared with loosely composed methods (i.e., RNNLogic+ (*with emb.*) and Naive Combination), RuleE (*emb & rule.*) obtains better results on all datasets, demonstrating that it is more beneficial for KG reasoning to use rule embedding to bridge embedding-based and rule-based approaches than naively combining them. A detailed analysis is as follows.

Table 3: Results of reasoning on FB15k and WN18. H@k is in %. [†] means we rerun the methods with the same evaluation process.

	FB15k		WN18	
	MRR	H@10	MRR	H@10
TransE <sup>†</sup>	0.730	86.4	0.772	92.2
RuleE (emb with TransE.)	<b>0.734</b>	<b>86.9</b>	<b>0.775</b>	<b>95.0</b>
ComplEx <sup>†</sup>	0.766	88.3	0.898	<b>95.2</b>
RuleE (emb with ComplEx.)	<b>0.788</b>	<b>89.6</b>	<b>0.928</b>	94.4



Table 4: Ablation study on soft rule reasoning part of RuleE. H@k is in %.

	FB15k-237		WN18RR		UMLS		Kinship		Family	
	MRR	H@10	MRR	H@10	MRR	H@10	MRR	H@10	MRR	H@10
standard	0.335	50.4	0.514	59.7	0.827	95.5	0.673	95.0	0.975	98.6
sum (w/o MLP)	0.276	42.9	0.390	50.9	0.587	82.0	0.591	90.0	0.877	97.6
max (w/o MLP)	0.256	18.4	0.294	23.4	0.346	23.1	0.373	21.7	0.748	94.9
hard-encoding	0.330	50.2	0.496	45.4	0.791	94.6	0.643	94.0	0.973	96.2

**Embedding logical rules helps KGE** We first compare RuleE (*emb.*) with RotatE. Note that RuleE (*emb.*) and RuleE (*emb with TransE.*) only add an additional rule embedding loss to the KGE training and still use KGE scores only for prediction. As presented in Table 1 and 2, RuleE (*emb.*) and RuleE (*emb with TransE.*) both achieve comparable or higher performance than the corresponding KGE models, especially for RuleE (*emb with TransE.*), which obtains 4.4% and 4.7% absolute MRR gain than TransE on UMLS and Kinship. This indicates that by jointly embedding entities/relations/rules into a unified space, RuleE can inject logical rule information to enrich and regularize the embedding space and improve the generalization of KGE. This verifies the effectiveness of joint entity/relation/rule embedding.

We also observe that the improvement of RuleE (*emb with TransE.*) is more significant than RuleE (*emb.*). The reason is probably that RotatE is expressive enough to capture many relational patterns of KG, thus more complex logical rules may be needed. In Table 3, we further use TransE and ComplEx as the KGE model of RuleE and test on FB15k and WN18 datasets. They both obtain superior performance to the corresponding KGE models (see Appendix I.1).

Additionally, we find that RuleE (*emb with TransE.*) on UMLS and Kinship achieves more improvement than FB15k-237 and WN18RR. The reason is probably that UMLS and Kinship contain more rule-inferable facts while WN18RR and FB15k-237 consist of more general facts (like the publication year of an album, which is hard to infer via rules). This phenomenon is observed in previous works too [14]. To verify it, we perform a data analysis in Appendix C.

**Soft rule reasoning outperforms hard rule reasoning** We compare RuleE (*rule.*) with rule mining methods. Note that we rerun RNNLogic+ with the same rules as RuleE for fair comparisons. From Table 1 and 2, we can observe that RuleE (*rule.*) outperforms existing hard rule reasoning baselines except for WN18RR on NCRL. This demonstrates that soft multi-hot encoding over MLP is more powerful than other ways of performing rule inference.

**Comparison with other joint reasoning and rule-enhanced KGE models** We also compare with RNNLogic+ (*emb & rule.*) and Naive Combination, which separately trains embedding-based and rule-based methods and then only loosely ensemble them. Although the final inference of RuleE (*emb & rule.*) is similar to the above methods (weighted sum over KGE score and grounding rule score), RuleE uses rule embedding as a bridge to strengthen KGE and rule reasoning process, by injecting rule information to the KGE embedding space and also extracting rule confidence for soft rule reasoning. This demonstrates that the interaction between embedding-based methods and rule-based methods can further enhance each other and the rule embedding serves as the medium. We further study how the hyperparameter  $\beta$  balances both of them. See more details in Appendix I.2.

### 5.3 Ablation study

This section analyzes whether individual components of the RuleE design are useful via ablation experiments. As the usefulness of joint entity/relation/rule embedding has been verified extensively by previous experiments, here we focus on validating the soft rule reasoning part. Specifically, we compare the following RuleE versions: (1) *standard*, which is the standard RuleE (*rule.*) described in Section 4.2; (2) *hard-encoding*, which only uses hard 1/0 to select activated rules instead of the rule confidence obtained from joint relation/rule embeddings. This is to verify that the confidence scores of logical rules, which are learned through jointly embedding KG and logical rules, help rule-based reasoning; (3) *sum (w/o MLP)* and *max (w/o MLP)*, which replace the MLP layer with sum and max respectively over the weights of all activated rules as the grounding rule score. This is to demonstrate the importance of capturing the complex interdependencies among logical rules.

**Ablation Results** Table 4 provides the MRR and Hit@10 results of the ablation study on FB15k-237, WN18RR, UMLS, Kinship and Family (See Appendix I.3 for more results). The results reveal that each component of RuleE is vital as replacing soft multi-hot encoding with hard multi-hot encoding (*hard-encoding*) or substituting MLP layer with sum operation (*sum (w/o MLP)*) or max operation (*max (w/o MLP)*) results in performance losses on most benchmarks. Specifically, *standard* achieves better performance than *hard-encoding*, which indicates that using soft multi-hot encoding to perform logical rule inference in a soft way is beneficial to the rule reasoning process. Besides, the performances of *sum (w/o MLP)* and *max (w/o MLP)* versions degrade sharply compared to *standard*, showing that it is important to use an MLP to capture the complex interdependencies among rules.

## 6 Discussion, Limitation and Conclusion

We propose a simple and principled framework RuleE to jointly represent entities, relations and logical rules in a unified embedding space. The incorporation of rule embedding allows injecting rule information to enrich and regularize the embedding space, thus improving the generalization of KGE. Besides, we also demonstrate that with the learned rule embedding, RuleE can perform rule inference in a soft way and empirically verify that using an MLP can effectively model the complex interdependencies among rules, thus enhancing rule inference. However, a limitation of RuleE is that, similar to prior works which apply logical rules for inference, RuleE’s soft rule reasoning part needs to enumerate all paths between entity pairs, making it difficult to scale. Another limitation is that currently we only consider chain rules provided as prior knowledge. In the future, we plan to explore more efficient and effective rule reasoning algorithms and consider more complex rules.

## References

- [1] Hongwei Wang, Fuzheng Zhang, Jialin Wang, Miao Zhao, Wenjie Li, Xing Xie, and Minyi Guo. Ripplenet: Propagating user preferences on the knowledge graph for recommender systems. In *Proceedings of the 27th ACM international conference on information and knowledge management*, pages 417–426, 2018.
- [2] Antoine Bordes, Sumit Chopra, and Jason Weston. Question answering with subgraph embeddings. *arXiv preprint arXiv:1406.3676*, 2014.
- [3] Chenyan Xiong, Russell Power, and Jamie Callan. Explicit semantic ranking for academic search via knowledge graph embedding. In *Proceedings of the 26th international conference on world wide web*, pages 1271–1279, 2017.
- [4] Kurt D. Bollacker, Colin Evans, Praveen K. Paritosh, Tim Sturge, and Jamie Taylor. Freebase: a collaboratively created graph database for structuring human knowledge. In *SIGMOD Conference*, 2008.
- [5] George A Miller. Wordnet: a lexical database for english. *Communications of the ACM*, 38(11):39–41, 1995.
- [6] Fabian M Suchanek, Gjergji Kasneci, and Gerhard Weikum. Yago: a core of semantic knowledge. In *Proceedings of the 16th international conference on World Wide Web*, pages 697–706, 2007.
- [7] Antoine Bordes, Nicolas Usunier, Alberto Garcia-Duran, Jason Weston, and Oksana Yakhnenko. Translating embeddings for modeling multi-relational data. *Advances in neural information processing systems*, 26, 2013.
- [8] Zhiqing Sun, Zhi-Hong Deng, Jian-Yun Nie, and Jian Tang. Rotate: Knowledge graph embedding by relational rotation in complex space. *arXiv preprint arXiv:1902.10197*, 2019.
- [9] Ralph Abboud, Ismail Ceylan, Thomas Lukasiewicz, and Tommaso Salvatori. Boxe: A box embedding model for knowledge base completion. *Advances in Neural Information Processing Systems*, 33:9649–9661, 2020.
- [10] Luis Antonio Galárraga, Christina Teflioudi, Katja Hose, and Fabian Suchanek. Amie: association rule mining under incomplete evidence in ontological knowledge bases. In *Proceedings of the 22nd international conference on World Wide Web*, pages 413–422, 2013.
- [11] Luis Galárraga, Christina Teflioudi, Katja Hose, and Fabian M Suchanek. Fast rule mining in ontological knowledge bases with amie  
+. *The VLDB Journal*, 24(6):707–730, 2015.
- [12] Kexin Yi, Jiajun Wu, Chuang Gan, Antonio Torralba, Pushmeet Kohli, and Josh Tenenbaum. Neural-symbolic vqa: Disentangling reasoning from vision and language understanding. *Advances in neural information processing systems*, 31, 2018.
- [13] Ali Sadeghian, Mohammadreza Armandpour, Patrick Ding, and Daisy Zhe Wang. Drum: End-to-end differentiable rule mining on knowledge graphs. *Advances in Neural Information Processing Systems*, 32, 2019.
- [14] Meng Qu, Junkun Chen, Louis-Pascal Xhonneux, Yoshua Bengio, and Jian Tang. Rnnlogic: Learning logic rules for reasoning on knowledge graphs. *arXiv preprint arXiv:2010.04029*, 2020.
- [15] Emilio Parisotto, Abdel-rahman Mohamed, Rishabh Singh, Lihong Li, Dengyong Zhou, and Pushmeet Kohli. Neuro-symbolic program synthesis. In *ICLR*, 2017.
- [16] Robin Manhaeve, Sebastijan Dumancic, Angelika Kimmig, Thomas Demeester, and Luc De Raedt. Deepproblog: Neural probabilistic logic programming. *Advances in Neural Information Processing Systems*, 31, 2018.
- [17] Jingyi Xu, Zilu Zhang, Tal Friedman, Yitao Liang, and Guy Broeck. A semantic loss function for deep learning with symbolic knowledge. In *International conference on machine learning*, 2018.
- [18] Pascal Hitzler. Neuro-symbolic artificial intelligence: The state of the art. 2022.
- [19] Shu Guo, Quan Wang, Lihong Wang, Bin Wang, and Li Guo. Jointly embedding knowledge graphs and logical rules. In *Proceedings of the 2016 conference on empirical methods in natural language processing*, pages 192–202, 2016.

- [20] Shu Guo, Quan Wang, Lihong Wang, Bin Wang, and Li Guo. Knowledge graph embedding with iterative guidance from soft rules. In *Proceedings of the AAAI Conference on Artificial Intelligence*, volume 32, 2018.
- [21] Boyang Ding, Quan Wang, Bin Wang, and Li Guo. Improving knowledge graph embedding using simple constraints. *arXiv preprint arXiv:1805.02408*, 2018.
- [22] Shu Guo, Lin Li, Zhen Hui, Lingshuai Meng, Bingnan Ma, Wei Liu, Lihong Wang, Haibin Zhai, and Hong Zhang. Knowledge graph embedding preserving soft logical regularity. In *Proceedings of the 29th ACM International Conference on Information & Knowledge Management*, pages 425–434, 2020.
- [23] Bishan Yang, Wen-tau Yih, Xiaodong He, Jianfeng Gao, and Li Deng. Embedding entities and relations for learning and inference in knowledge bases. *arXiv preprint arXiv:1412.6575*, 2014.
- [24] Théo Trouillon, Johannes Welbl, Sebastian Riedel, Éric Gaussier, and Guillaume Bouchard. Complex embeddings for simple link prediction. In *International conference on machine learning*, pages 2071–2080. PMLR, 2016.
- [25] Ivana Balažević, Carl Allen, and Timothy M Hospedales. Tucker: Tensor factorization for knowledge graph completion. *arXiv preprint arXiv:1901.09590*, 2019.
- [26] J. Ross Quinlan. Learning logical definitions from relations. *Machine learning*, 5(3):239–266, 1990.
- [27] Stanley Kok and Pedro Domingos. Learning the structure of markov logic networks. In *Proceedings of the 22nd international conference on Machine learning*, pages 441–448, 2005.
- [28] Matthias Brocheler, Lilyana Mihalkova, and Lise Getoor. Probabilistic similarity logic. *arXiv preprint arXiv:1203.3469*, 2012.
- [29] Islam Beltagy and Raymond J Mooney. Efficient markov logic inference for natural language semantics. In *Workshops at the Twenty-Eighth AAAI Conference on Artificial Intelligence*, 2014.
- [30] Fan Yang, Zhilin Yang, and William W Cohen. Differentiable learning of logical rules for knowledge base reasoning. *Advances in neural information processing systems*, 30, 2017.
- [31] William W Cohen, Fan Yang, and Kathryn Rivard Mazaitis. Tensorlog: Deep learning meets probabilistic dbs. *arXiv preprint arXiv:1707.05390*, 2017.
- [32] Kewei Cheng, Nesreen K Ahmed, and Yizhou Sun. Neural compositional rule learning for knowledge graph reasoning. *arXiv preprint arXiv:2303.03581*, 2023.
- [33] Quan Wang, Bin Wang, and Li Guo. Knowledge base completion using embeddings and rules. In *Twenty-fourth international joint conference on artificial intelligence*, 2015.
- [34] Christian Meilicke, Patrick Betz, and Heiner Stuckenschmidt. Why a naive way to combine symbolic and latent knowledge base completion works surprisingly well. In *3rd Conference on Automated Knowledge Base Construction*, 2021.
- [35] Michael Schlichtkrull, Thomas N Kipf, Peter Bloem, Rianne van den Berg, Ivan Titov, and Max Welling. Modeling relational data with graph convolutional networks. In *European semantic web conference*, pages 593–607. Springer, 2018.
- [36] Komal Teru, Etienne Denis, and Will Hamilton. Inductive relation prediction by subgraph reasoning. In *International Conference on Machine Learning*, pages 9448–9457. PMLR, 2020.
- [37] Yuyu Zhang, Xinshi Chen, Yuan Yang, Arun Ramamurthy, Bo Li, Yuan Qi, and Le Song. Efficient probabilistic logic reasoning with graph neural networks. *arXiv preprint arXiv:2001.11850*, 2020.
- [38] Zhaocheng Zhu, Zuobai Zhang, Louis-Pascal Xhonneux, and Jian Tang. Neural bellman-ford networks: A general graph neural network framework for link prediction. *Advances in Neural Information Processing Systems*, 34:29476–29490, 2021.
- [39] Kristina Toutanova and Danqi Chen. Observed versus latent features for knowledge base and text inference. In *Proceedings of the 3rd workshop on continuous vector space models and their compositionality*, pages 57–66, 2015.
- [40] Tim Dettmers, Pasquale Minervini, Pontus Stenetorp, and Sebastian Riedel. Convolutional 2d knowledge graph embeddings. In *Proceedings of the AAAI conference on artificial intelligence*, volume 32, 2018.

- [41] Farzaneh Mahdisoltani, Joanna Biega, and Fabian Suchanek. Yago3: A knowledge base from multilingual wikipedias. In *7th biennial conference on innovative data systems research*. CIDR Conference, 2014.
- [42] Stanley Kok and Pedro Domingos. Statistical predicate invention. In *Proceedings of the 24th international conference on Machine learning*, pages 433–440, 2007.
- [43] Matthew Richardson and Pedro Domingos. Markov logic networks. *Machine learning*, 62(1):107–136, 2006.
- [44] Ni Lao and William W Cohen. Relational retrieval using a combination of path-constrained random walks. *Machine learning*, 81(1):53–67, 2010.
- [45] Gabriele Corso, Luca Cavalleri, Dominique Beaini, Pietro Liò, and Petar Veličković. Principal neighbourhood aggregation for graph nets. *Advances in Neural Information Processing Systems*, 33:13260–13271, 2020.
- [46] Patrick Hohenacker and Thomas Lukasiewicz. Ontology reasoning with deep neural networks. *Journal of Artificial Intelligence Research*, 68:503–540, 2020.

# Supplementary Material

## Table of Contents

<b>A</b>	<b>Fine-grained implementation details</b>	<b>14</b>
<b>B</b>	<b>Introduction of RNNLogic+</b>	<b>15</b>
<b>C</b>	<b>Analysis of rule-inferrable indicator</b>	<b>16</b>
<b>D</b>	<b>Complexity analysis</b>	<b>16</b>
<b>E</b>	<b>A variant of RuleE with position-aware sum</b>	<b>17</b>
<b>F</b>	<b>Different representations of entity-relation loss and relation-rule loss</b>	<b>17</b>
<b>G</b>	<b>Theoretical analysis and case studies</b>	<b>18</b>
<b>H</b>	<b>Experiment setup</b>	<b>18</b>
H.1	Data statistics . . . . .	18
H.2	Data process . . . . .	18
H.3	Evaluation protocol . . . . .	19
H.4	Hyperparameter optimization . . . . .	19
<b>I</b>	<b>Experiment details</b>	<b>19</b>
I.1	Embedding logical rules helps KGE . . . . .	19
I.2	Sensitivity analysis of beta . . . . .	20
I.3	More results of ablation study . . . . .	20
I.4	Comparison NBFNet with RuleE . . . . .	20

## A Fine-grained implementation details

This section introduces the fine-grained implementation details. Recall the soft reasoning process: we use the joint relation and rule embeddings to compute a *scalar* as the confidence score of each rule, then construct a soft multi-hot encoding with the confidence, and finally pass the MLP layer to output the grounding rule score. In other words, we obtain the grounding rule score by using a multi-hot encoding vector to activate an MLP. However, in practice, we can use a fine-grained way, i.e., use multiple multi-hot encoding vectors rather than only one.

Specifically, recall that  $\mathbf{R}, \mathbf{r} \in \mathbb{C}^k$  are the embeddings of logical rules and relations, respectively. To prevent confusion, we use  $v[i]$  to denote the  $i$ -th elements of vector  $v$ . With the optimized relation and rule embeddings, we can compute the confidence vector of a logical rule  $\mathbf{R}_i : r_{i_1} \wedge r_{i_2} \wedge \dots \wedge r_{i_l} \rightarrow r_{i_{l+1}}$  as:

$$\mathbf{c}_i = \frac{\gamma_r}{k} - \left( \sum_{j=1}^l \mathbf{r}_{i_j} + \mathbf{R}_i - \mathbf{r}_{i_{l+1}} \right)^p, \quad (11)$$

where  $p$  is a hyperparameter, usually the same as the norm defined in Equation (5),  $\gamma_r$  is the fixed rule margin defined in Equation (6). Note that  $\mathbf{c}_i$  is a  $k$ -dimensional vector, slightly different from the definition in Section 4.2. Each element of  $\mathbf{c}_i$  represents a way of encoding the confidence of rule  $\mathbf{R}_i$ . Given the confidence vector  $\mathbf{c}_i$ , we can further construct  $k$  multi-hot encoding vectors. Each

multi-hot encoding vector activates the MLP to output a grounding score. Further, the mean of all the grounding scores is computed as the grounding rule score  $s_g$  of a triplet.

Let us consider the example  $(e_1, r_3, e_6)$  in Figure 2. We construct  $k$  soft multi-hot encoding vectors  $\{v_j \in \mathbb{R}^{|\mathcal{L}|}, j = 1, \dots, k\}$  such that  $v_j[i]$  is the product of the confidence of  $R_i$  and the number of grounding paths activating  $R_i$ . Formally,  $v_j[i] = c_i[j] \times |\mathcal{P}(h, r, t, R_i)|$  for  $i \in \{1, \dots, \mathcal{L}\}$ , where  $\mathcal{P}(h, r, t, R_i)$  is the set of supports of the rule  $R_i$  applying to the current triplet  $(h, r, t)$ . For the candidate  $e_6$  in Figure 2, the value of multi-hot encoding vector  $v_j[1]$  is  $c_1[j] \times 1$ ,  $v_j[3]$  is  $c_3[j] \times 1$ , and others are 0 (i.e.,  $v_j[k] = 0, k = 2, 4, \dots, \mathcal{L}$ ).

With these soft multi-hot encoding vectors, we apply an MLP to output the grounding rule score:

$$s_g = \frac{1}{k} \sum_{j=1}^k \text{MLP}(v_j). \quad (12)$$

Note that the MLP used by different soft multi-hot encodings is the same. Once we have the grounding rule score for all candidate answers, we further use a softmax function to compute the probability of the true answer. Finally, we optimize the MLP and grounding-stage rule embedding by maximizing the log likelihood of the true answers based on these training triplets.

## B Introduction of RNNLogic+

RNNLogic [14] aims to learn logical rules from knowledge graphs, which simultaneously trains a rule generator as well as a reasoning predictor. The former is used to generate rules while the latter learns the confidence of generated rules. Because RuleE is designed to leverage the rules for better inference, to compare with it, we only focus on the reasoning predictor RNNLogic+, which is a more powerful predictor than RNNLogic. The details are described in this section.

Given a KG containing a set of triplets and logical rules, RNNLogic+ associates each logical rule with a grounding-stage rule embedding  $\mathbf{R}^{(g)}$  (different from the joint rule embedding in RuleE), for a query  $(h, r, ?)$ , it grounds logical rules into the KG, finding different candidate answers. For each candidate answer  $t'$ , RNNLogic+ aggregates all the rule embeddings of those activated rules, each weighted by the number of paths activating this rule (# supports). Then an MLP is further used to project the aggregated embedding to the grounding rule score:

$$s_r(h, r, t') = \text{MLP} \left( \text{AGG}(\{\mathbf{R}_i^{(g)}, |\mathcal{P}(h, R_i, t')|\}_{R_i \in \mathcal{L}}) \right) \quad (13)$$

where LN is the layer normalization operation, AGG is the PNA aggregator [45],  $\mathcal{L}$  is the set of generated high-quality logical rules, and  $\mathcal{P}(h, R_i, t')$  is the set of supports of the rule  $R_i$  which starts from  $h$  and ends at  $t'$ . Once RNNLogic+ computes the score of each candidate answer, it can use a softmax function to compute the probability of the true answer. Finally, the predictor can be optimized by maximizing the log likelihood of the true answers based on training triplets. In essence, when replacing the PNA aggregator with sum aggregation, it is equivalent to using hard multi-hot encoding to activate an MLP (i.e., only using hard 1/0 to select activated rules). However, RuleE additionally employs the confidence scores of rules as soft multi-hot encoding.

During inference, there are two variants of models:

- RNNLogic+ (w/o *emb.*): This variant only uses the logical rules for knowledge graph reasoning. Specifically, we calculate the score  $s_r$  of each candidate answer defined in Equation (13).
- RNNLogic+ (with *emb.*): It uses RotatE [8] to *pretrain* knowledge graph embeddings models, which is different from RuleE in that RuleE jointly models KGE and logical rules in the same space to learn entity, relation and logical rule embeddings. During inference, it linearly combines the grounding rule score and KGE score as the final prediction score, i.e.,

$$s(h, r, t') = s_r(h, r, t') + \alpha * \text{KGE}(h, r, t'), \quad (14)$$

where  $\text{KGE}(h, r, t')$  is the KGE score calculated with entity and relation embeddings optimized by RotatE alone, and  $\alpha$  is a positive hyperparameter weighting the importance of the knowledge graph embedding score.

## C Analysis of rule-inferrable indicator

This section analyzes the rule-inferrable of KGs. Naturally, without considering the directions of edges, any rule can be viewed as a cycle by including both the relation path and the target relation itself. To simplify the analysis, we assume that any cycle can be a logical rule, regardless of concrete relations and the correct semantic information. If a relation appears in a rule, it must be an edge consisting of the cycle; on the other hand, if an edge can be a part of a cycle, it must be a participant relation of the rule. Based on the above hypothesis, we define the proportion of edges existing in cycles to evaluate the rule-inferrable of KGs (i.e., the rule-inferrable indicator).

To verify our hypothesis, we conduct simulation experiments with a Family Tree KG [46], an artificially closed-world dataset generated with logical rules. By randomly selecting  $N\%$  of triplets to replace with randomly sampled triplets, we evaluate their rule-inferrable indicators. As shown in Table 5, as the randomness increases, the proportion of edges appearing in cycles decreases and are all lower than in the standard Family Tree. These results indicate that the proportion of edges appearing in the rings can empirically measure the rule-inferrable of KGs.

Table 5: Simulation results of family-tree datasets.

	2-membered cycle	3-membered cycle	$\leq 3$ -membered cycle
standard Family Tree	0.941	0.996	1.000
random5%	0.850	0.958	0.960
random10%	0.766	0.931	0.934
random15%	0.684	0.912	0.915
random20%	0.611	0.898	0.901
random25%	0.542	0.895	0.898
random30%	0.479	0.887	0.891

Next, we analyze the rule-inferrable on all datasets, i.e., FB15k-237, WN18RR, YAGO3-10, UMLS, Kinship and Family. The results are included in Table 6. We observe that: UMLS, Kinship and Family reach 100% of 3-membered cycles while YAGO3-10 and WN18RR have a relatively low proportion, especially WN18RR, which is only about 17%. Therefore, we can empirically conclude that compared to those KGs containing more general facts (FB15k-237, WN18RR and YAGO3-10), UMLS, Kinship and Family are more rule-inferrable datasets. Furthermore, the performance improvement of the Rule (*emb with TransE*.) is more significant, which is consistent with the observation in our experiments (See Table 2).

Table 6: The cycle proportion of edges on all datasets.

	2-membered cycle	3-membered cycle	$\leq 3$ -membered cycle
FB15k-237	0.344	0.856	0.877
WN18RR	0.389	0.177	0.452
YAGO3-10	0.569	0.179	0.698
UMLS	0.676	1.00	1.00
Kinship	0.998	1.00	1.00
Family	0.997	0.954	1.00

## D Complexity analysis

This section analyzes the complexity of Rule. We use  $d$  to denote hidden dimension and  $\mathcal{E}$  is the set of relations (edges).

During training, for the joint entity/relation/rule embedding stage, the amortized time of a single triplet or a logical rule is  $O(d)$  due to linear operations. For the soft reasoning part, considering a query  $(h, r, ?)$ , Rule performs a BFS search from  $h$  to find all candidates and compute their grounding rule scores. We group triplets with the same  $h, r$  together, where each group contains  $|\mathcal{V}|$ . For each group, we only need to use an MLP to get predictions, which takes  $O(|\mathcal{E}|d^2)$  time. Thus, the amortized time for a single triplet is  $O(\frac{|\mathcal{E}|d^2}{|\mathcal{V}|})$ .

During inference, we compute the final score with a weighted sum of the KGE score and the grounding rule score. Thus each triplets takes  $O(\frac{|\mathcal{E}|d^2}{|\mathcal{V}|} + d)$  time.

The inference time of Rule and RNNLogic+ on different datasets is presented in Table 7. We can see that Rule has similar inference time to RNNLogic+.



Table 7: Inference time (in minutes) of RuleE and RNNLogic+ on all datasets.

Inference time	FB15k-237	WN18RR	YAGO3-10	UMLS	Kinship	Family
RuleE	3.70	3.10	4.50	0.50	0.75	0.60
RNNLogic+	4.10	3.25	4.88	0.70	0.90	1.13

## E A variant of RuleE with position-aware sum

In this section, considering the relation order of rules, we design a variant of RuleE using position-aware sum and evaluate the variant based on TransE and RotatE.

It is obvious that 2D rotations and translations are commutative—they cannot model the non-commutative property of composition rules, which is crucial for correctly expressing the relation order of a rule. Take  $\text{sister\_of}(x, y) \wedge \text{mother\_of}(y, z) \rightarrow \text{aunt\_of}(x, z)$  as an example. If we permute the relations in rule body, e.g., change  $(\text{sister\_of} \wedge \text{mother\_of})$  to  $(\text{mother\_of} \wedge \text{sister\_of})$ , the rule is no longer correct. However, the above model will output the same score since  $(r_1 \circ r_2) = (r_2 \circ r_1)$  and  $(r_1 + r_2) = (r_2 + r_1)$ .

Therefore, to respect the relation order of logical rules, we use position-aware sum to model the relationship between logical rules and relations. Recall that  $r \in \mathbb{C}^k$  is the embedding of relation and  $g(r)$  is to return the angle vector of relation  $r$ . For each logical rule  $R: r_1 \wedge r_2 \wedge \dots \wedge r_l \rightarrow r_{l+1}$ , we associate it with a rule embedding  $R = [R^1, R^2, \dots, R^l]$ ,  $R \in \mathbb{C}^{kl}$ , where  $l$  is the length of the logical rule and  $[\cdot, \cdot]$  is concatenation operation. Based on the above definitions, we can formulate the distance function as:

$$d(r_1, r_2, \dots, r_{l+1}, R) = \left\| \sum_{j=1}^l (g(r_k) \cdot g(R^k)) - g(r_{l+1}) \right\|, \quad (15)$$

where  $\cdot$  is an element-wise product. Then we use Equation (6) to further define the loss function of logical rules.

Experimental results with TransE and RotatE are displayed in Table 8. RuleE (*emb\_o.*) is the new version that uses position-aware sum. From the results, we can see that RuleE (*emb\_o.*) almost obtains superior performance to the corresponding KGE models, again empirically demonstrating that jointly representing entity, relation and rule embeddings can improve the generalization of KGE. Moreover, the performance of RuleE (*emb\_o.*) is comparable with RuleE (*emb.*) in FB15k-237 and WN18RR. It also increases a lot in UMLS and Kinship, especially Kinship, which outperforms RuleE (*emb with TransE.*) with a 2.9% improvement in MRR. The reason is probably that relation order plays an important role in modeling logical rules for rule-inferable datasets (e.g., UMLS and Kinship).

Table 8: Results of reasoning on FB15k-237, WN18RR, UMLS and Kinship. H@k is in %.

	FB15k-237				WN18RR				UMLS				Kinship			
	MRR	H@1	H@3	H@10	MRR	H@1	H@3	H@10	MRR	H@1	H@3	H@10	MRR	H@1	H@3	H@10
TransE	0.329	23.0	36.9	52.8	0.222	1.2	39.9	53.0	0.704	55.4	82.6	92.9	0.300	14.3	35.2	63.7
RuleE (emb with TransE.)	0.346	25.1	38.5	53.4	0.242	6.7	37.8	52.6	0.748	61.8	85.1	93.4	0.347	20.7	39.8	62.3
RuleE (emb_o with TransE.)	0.336	24.2	37.2	52.2	0.220	3.3	37.2	50.9	0.765	66.9	82.9	92.4	0.376	22.7	42.4	70.0
RotatE	0.337	23.9	37.4	53.2	0.476	43.1	49.2	56.2	0.802	69.6	89.0	96.3	0.672	53.8	76.4	93.5
RuleE (emb with RotatE.)	0.337	24.0	37.5	52.9	0.484	44.3	49.9	56.3	0.807	70.6	89.2	96.3	0.675	53.8	77.1	93.7
RuleE (emb_o with RotatE.)	0.338	24.1	37.6	53.3	0.484	44.1	50.0	56.7	0.809	71.6	88.3	96.2	0.676	53.8	77.2	93.9

## F Different representations of entity-relation loss and relation-rule loss

The entity-relation loss is defined in terms of the Hadamard product, while the relation-rule loss is defined in terms of  $g(r)$ . Essentially, the two representations are equivalent. We utilize distinct representations for the sake of convenience and to maintain consistency with the model’s implementation. Following the RotatE [8] paper, the entity-relation loss (i.e.,  $t \approx h \circ r$ ) is defined in terms of the Hadamard product, which is equivalent to rotating the entity-vector with a relation-angle in 2D complex space. For relation-rule loss, if a logical rule  $R: r_1 \wedge r_2 \wedge \dots \wedge r_l \rightarrow r_{l+1}$  holds, we expect that  $r_{l+1} \approx (r_1 \circ r_2 \circ \dots \circ r_l) \circ R$ . As RotatE restricts the modulus of each  $r$ ’s dimension to be 1, the multiple rotations in the complex plane are equivalent to the summation of the corresponding angles (with the modulus unchanged), making it convenient to use the summation of angles

in implementation. Therefore, we do not maintain modulus for  $r$  and  $R$  (since they are all 1) in our implementation, but only maintain their angular vectors, denoted by  $g(r)$  and  $g(R)$ . To keep consistency with our implementation, it is beneficial to define the function  $g(r)$  as the angle vector of relation  $r$  and directly formulate the distance function in terms of angle vectors.

## G Theoretical analysis and case studies

As mentioned in the main body, the rule embeddings are not only used to regularize the embedding learning. On the other hand, with the rule embeddings, Rule can compute the confidence score for each logic rule, which enhances the original hard rule-based reasoning process through soft rule confidence. Additionally, combining the jointly trained KGE and the confidence-enhanced rule-based reasoning, we arrive at a final neural-symbolic model achieving superior performance on many datasets.

Consider the rule  $r_1(x, y) \wedge r_2(y, z) \rightarrow r_3(x, z)$  as an example, where  $x, y, z$  represent specific entities. Given three facts, we obtain  $y = x \circ r_1$ ;  $z = y \circ r_2$ ;  $z = x \circ r_3$ . Combining these equations, we deduce  $r_1 \circ r_2 = r_3$ . However, those mined rules may not be confidently correct. Thus, we assign a residual embedding as a rule embedding to each logical rule, i.e.,  $r_1 \circ r_2 \circ R = r_3$ . By adding additional constraints that relations should satisfy, rule loss provides a regularization to the triplet (KGE) loss, improving the generalization of KGE. Meanwhile, with the relation and rule embeddings, Rule can further give a confidence score to each rule, which reflects how consistent a rule is with the existing facts and enables performing the rule inference process in a soft way. This provides an explanation of why Rule is better than naive combination methods.

We further provide some case studies illustrating the confidence scores of logical rules learned by Rule on the family dataset.

(1) $\text{brother}(x, y) \wedge \text{brother}(z, y) \wedge \text{mother}(t, z) \rightarrow \text{son}(x, t)$	0.932
(2) $\text{brother}(y, x) \wedge \text{brother}(y, z) \wedge \text{father}(t, z) \rightarrow \text{son}(x, t)$	0.798
(3) $\text{mother}(x, y) \wedge \text{brother}(z, y) \rightarrow \text{mother}(x, z)$	0.834
(4) $\text{wife}(x, y) \wedge \text{son}(z, y) \rightarrow \text{mother}(x, z)$	0.589

Ideally, rules with higher success probability should yield higher confidence scores. For instance, rule (1) has a higher confidence score than rule (2) because the  $x$  in rule (2) could also be the daughter of  $t$ , while the  $x$  in rule (1) must be male because  $x$  is  $y$ 's brother. Our Rule successfully learns them out. Another example is rule (3) and rule (4). They both infer  $x$  is  $z$ 's mother, but rule (4) is less confident because  $x$  can also be  $z$ 's stepmother.

## H Experiment setup

### H.1 Data statistics

The detailed statistics of six datasets for evaluation are provided in Table 9. FB15k-237 [39], WN18RR [40] and YAGO3-10 are subsets of three large-scale knowledge graphs, FreeBase [4] and WordNet [5] and YAGO3 [41]. UMLS, Kinship and Family [42] are three benchmark datasets for statistical relational learning. For FB15k-237, WN18RR and YAGO3-10, we use the standard split. For Kinship and UMLS, we follow the data split from RNNLogic [14] (i.e., split the dataset into train/validation/test with a ratio 3 : 2 : 5) and report the results of some baselines taken from RNNLogic. For Family, we follow the split used by DRUM [13]. To ensure a fair comparison, we use RNNLogic to mine logical rules and rerun the reasoning predictor of RNNLogic+ with the same logical rules. Here, we consider chain rules, covering common logical rules in KG such as symmetry, composition, hierarchy rules, etc. Because inverse relations are required to apply rules, we preprocess the KGs to add inverse links. More introduction is included in Appendix H.2.

### H.2 Data process

Most rules mined by rule mining systems are not chain rules. They usually need to be transformed into chain rules by inversing some relations. Considering  $r_1(x, y) \wedge r_2(x, z) \rightarrow r_3(y, z)$  as an

Table 9: Statistics of six datasets.

Dataset	#Entities	#Relations	#Train	#Validation	#Test	#Rules	# length of rules
FB15k-237	14,541	237	272,115	17,535	20,466	131,883	$\leq 3$
WN18RR	40,943	11	86,835	3,034	3,134	7,386	$\leq 5$
YAGO3-10	123,182	37	1,079,040	5,000	5,000	7,351	$\leq 2$
UMLS	135	46	1,959	1,306	3,264	18,400	$\leq 3$
Kinship	104	25	3,206	2,137	5,343	10,000	$\leq 3$
Family	3007	12	23,483	2,038	2,835	2,400	$\leq 3$

example, with replacing  $r_1(x, y)$  with  $r_1^{-1}(y, x)$ , the rule can be converted into chain rule  $r_1(y, x)^{-1} \wedge r_2(x, z) \rightarrow r_3(y, z)$ . Based on the above, for data processing, we need to add a inverse version triplet  $(t, r^{-1}, h)$  for each triplet  $(h, r, t)$ , representing the inverse relationship  $r^{-1}$  between entity  $t$  and entity  $h$ .

### H.3 Evaluation protocol

During evaluation, for each test triplet  $(h, r, t)$ , we build two queries  $(h, r, ?)$  and  $(t, r^{-1}, ?)$  with answer  $t$  and  $h$ . For each query, we compute the KGE score and grounding rule score (Equation 9) for each candidate entity. As KGE scores and rule scores are scattered over different value ranges, we need to normalize the score before we compute the aggregated score. We map the grounding rule score to  $[min, max]$  such that  $min$  and  $max$  are the minimum and maximum of KGE scores, i.e., map to the range of KGE scores. Then Rule weighted sums over both scores (i.e.,  $\beta * s_g + (1 - \beta) * s_{t_{norm}}$ ). Once we have the final score for all candidate answers, consider the situation that many entities might be assigned the same score. Following RNNLogic [14], we first random shuffles of those entities which receive the same score and then compute the expectation of evaluation metric over them.

### H.4 Hyperparameter optimization

We search for parameters according to validation set performance. For above baselines, we carefully tune the parameters and achieve better results than reported in RNNLogic [14]. To ensure a fair comparison, in the KGE part of Rule, we use the same parameters as those used in TransE and RotatE without further tuning them. When comparing Rule (*rule.*) with RNNLogic+ (*w/o emb.*), we use the same logical rules mined from RNNLogic [14]. Note that the reported results for TransE and RotatE are indeed based on their best parameter settings, where we carefully tuned their parameters such that our reported results for TransE and RotatE are even higher than those reported in RNNLogic [14]. However, in the KGE part of Rule, we use the same parameters as those used in TransE and RotatE without further tuning them. So the truth is, we did not adopt TransE/RotatE settings tuned on Rule for TransE/RotatE, but on the contrary, adopt TransE/RotatE settings tuned on themselves for Rule. This should bring disadvantages to Rule, yet we still observe improved performance.

The hyperparameters are tuned by the grid search, The range is set as follows: embedding dimension  $k \in \{500, 1000, 2000\}$ , batch size of triplets and rules  $b \in \{256, 512, 1024\}$ , the weight balancing two losses ( $L_t$  and  $L_r$ )  $\alpha \in \{0.5, 1, 2, 3, 4, 5\}$ , triplet margin and rule margin  $\gamma_t, \gamma_r \in [0 : 30 : 1]$  and the weight balancing embedding-based and rule-based reasoning  $\beta \in [0 : 0.05 : 1]$ . The optimal parameter configurations for different datasets for Rule (*emb & rule.*) can be found in Table 10, including embedding dimension  $k$ , batch size of triplets  $bt$ , batch size of rules  $br$ , fix margin of triplets  $\gamma_t$ , fix margin of triplets  $\gamma_r$ , learning rate  $lr$ , self-adversarial sampling temperature  $adv$ , regularization coefficient  $\lambda$ , the weight balancing the importance of rules in joint loss function (Equation 7)  $\alpha$ , batch size in soft rule reasoning  $gb$  and the weight of inference process (Equation 10)  $\beta$ . Note that we use RotatE as the KGE model.

## I Experiment details

### I.1 Embedding logical rules helps KGE

This section discusses the effectiveness of rule embedding on KGE. As shown in Table 11, the two variants using TransE and ComplEx as KGE models are denoted by Rule (*emb with TransE.*) and Rule (*emb with ComplEx.*), respectively. They both obtain superior performance to the corresponding KGE models.

Table 10: Hyperparameter configurations of Rule on different datasets.

Hyperparameter		FB15k-237	WN18RR	YAGO3-10	UMLS	Kinship	Family
Joint embedding	$k$	1000	500	500	2000	2000	2000
	$bt$	1024	512	1024	256	256	256
	$br$	128	256	256	256	256	256
	$\gamma_t$	9	6	24	6	6	6
	$\gamma_r$	9	2	24	8	5	1
	$lr$	0.00005	0.00005	0.005	0.0001	0.0001	0.0001
	$adv$	1.0	0.5	1.0	0.25	0.25	1.0
	$\lambda$	0	0.1	0	0	0.1	1.0
	$\alpha$	3	0.5	10	1	3.0	1.0
Soft rule reasoning	$lr$	0.005	0.005	0.01	0.0001	0.0005	0.0001
	$gb$	32	32	16	16	32	32
	$\beta$	0.50	0.60	0.10	0.20	0.35	0.35

We also further compare with other rule-enhance KGE models. In the experiment setup, Rule (*emb with TransE*.) uses the same logical rules as KALE [19]; Rule (*emb with ComplEx*.) uses the same logical rules as ComplEx-NNE-AER [21]. The comparison shows that Rule (*emb with TransE*.) yields more accurate results than KALE. For Rule (*emb with ComplEx*.), although it does not outperform ComplEx-NNE+AER (probably because it additionally injects the regularization terms on entities but Rule does not), compared to RUGE, Rule (*emb with ComplEx*.) also obtains 2% improvement in MRR on FB15k as well as comparable results on WN18.

For a fair comparison, Rule (*emb. TransE*) applies the same logical rules as KALE; Rule (*emb. ComplEx*) uses the same logical rules as ComplEx-NNE-AER.

Table 11: Results of reasoning on FB15k and WN18. H@k is in %. [\*] means the numbers are taken from [20] and [21]. [<sup>†</sup>] means we rerun the methods with the same evaluation process.

	FB15k				WN18			
	MRR	H@1	H@3	H@10	MRR	H@1	H@3	H@10
TransE <sup>†</sup>	0.730	64.6	79.2	86.4	0.772	<b>70.5</b>	80.8	92.2
KALE*	0.523	38.3	61.6	76.2	0.662	-	85.5	93.0
Rule ( <i>emb with TransE</i> .)	<b>0.734</b>	<b>65.0</b>	<b>79.9</b>	<b>86.9</b>	<b>0.775</b>	67.2	<b>86.2</b>	<b>95.0</b>
ComplEx <sup>†</sup>	0.766	69.7	81.3	88.3	0.898	85.4	92.6	<b>95.2</b>
RUGE*	0.768	70.3	81.5	86.5	0.943	-	-	94.4
ComplEx-NNE+AER*	<b>0.803</b>	<b>76.1</b>	83.1	87.4	<b>0.943</b>	<b>94.0</b>	<b>94.5</b>	94.8
Rule ( <i>emb with ComplEx</i> .)	0.788	72.4	<b>83.3</b>	<b>89.6</b>	0.928	91.9	93.5	94.4

## I.2 Sensitivity analysis of beta

To analyze how the hyperparameter  $\beta$  balances the weights of embedding-based and rule-based reasoning (defined in Equation (10)), we conduct experiments for Rule under varying  $\beta$ . Figure 3a and 3b show the results on FB15k-237 and WN18RR.

With the increase of  $\beta$ , the performance of Rule first improves and then drops on both datasets. This is because the information captured by logical rules and knowledge graph embedding is complementary, thus combining embedding-based and rule-based methods can enhance knowledge graph reasoning. Moreover, the trend of  $\beta$  for the performance on the two datasets is different (FB15k-237 tends to drop faster than WN18RR). We think that in WN18RR, information captured by the rule-based method may be more than embedding-based, leading that the rule-based method is more predominant in WN18RR ( $\beta = 0.6$ ).

## I.3 More results of ablation study

More results of ablation study are presented in Table 12 and 13.

## I.4 Comparison NBFNet with Rule

We follow the results of FB15k-237 and WN18RR reported in NBFNet and conduct additional experiments on UMLS, Kinship and family datasets. The results (MRR) are shown in Table 14:

NBFNet has better results than Rule on FB15k-237, WN18RR and UMLS. However, Rule achieves comparable or higher performance than NBFNet on Kinship and family, especially on Kinship, where

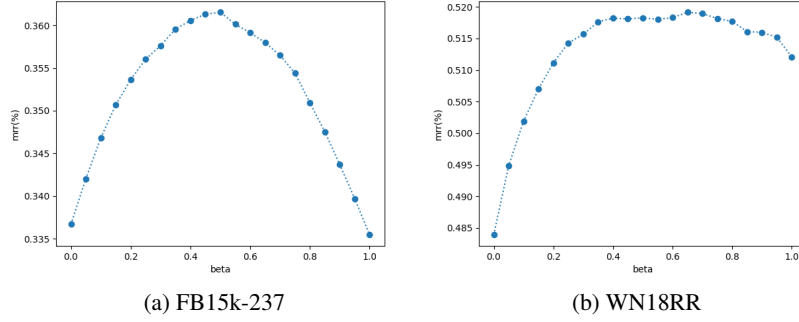


Figure 3: (a) and (b) show the MRR results of RuleE with varying  $\beta$  on FB15k-237 and WN18RR.

Table 12: Ablation results on FB15k-23 and WN18RR datasets. H@k is in %.

	FB15k-237				WN18RR			
	MRR	H@1	H@3	H@10	MRR	H@1	H@3	H@10
standard	0.335	24.9	36.9	50.4	0.514	47.3	53.3	59.7
sum (w/o MLP)	0.276	19.8	30.2	42.9	0.390	32.7	41.9	50.9
max (w/o MLP)	0.256	18.4	27.7	39.7	0.294	23.4	31.5	41.4
hard-encoding	0.330	24.3	36.3	50.2	0.496	45.4	51.5	57.7

Table 13: Ablation results on UMLS, Kinship and Family datasets. H@k is in %.

	UMLS				Kinship				Family			
	MRR	H@1	H@3	H@10	MRR	H@1	H@3	H@10	MRR	H@1	H@3	H@10
standard	0.827	74.9	88.9	95.5	0.673	52.8	77.5	95.0	0.975	96.7	98.5	98.6
sum (w/o MLP)	0.587	46.1	65.7	82.0	0.591	44.3	67.4	90.0	0.877	81.2	92.9	97.6
max (w/o MLP)	0.346	23.1	36.4	58.7	0.372	21.8	40.7	74.7	0.748	63.9	82.7	94.9
hard-encoding	0.791	69.5	86.7	94.6	0.643	49.1	74.5	94.0	0.973	96.2	98.4	98.6

Table 14: Comparison NBFNet with RuleE.

MRR	FB15k-237	WN18RR	UMLS	Kinship	family
NBFNet	0.415	0.551	0.922	0.635	0.990
RuleE	0.362	0.519	0.867	0.736	0.984

RuleE obtains about 10% absolute MRR gain. This might be explained by that Kinship and family contain more rule-inferable facts while WN18RR and FB15k-237 consist of more general facts (a more detailed discussion is given in Appendix C). This indicates that our method RuleE is more favorable for knowledge graphs where rules play an important role, which is expected as it leverages rules explicitly. Another advantage of RuleE is the ability to use prior/domain knowledge, while GNN-based methods cannot leverage prior/domain knowledge presented as logical rules. Moreover, RuleE is more interpretable on rule-level than GNN methods, which is still valuable in certain domains. Although NBFNet is also interpretable, RuleE's interpretability is on rule level while that of NBFNet is on path level. For example, when the KG system desires high interpretability (such as those in medical applications), each inferred knowledge must be accompanied with which exact rules are responsible for the inference, otherwise the doctors are hard to trust it. In contrast, GNN methods (such as NBFNet) are only interpretable on path-level instead of rule-level. Take "Alice is Bob's mother" as an example, GNN methods might tell us the path "Alice is David's mother" and "David is Bob's brother" is activated during the inference, while our RuleE can not only tell us that this path is activated, but also the rule  $\forall x, y, z : \text{mother}(x, y) \wedge \text{brother}(y, z) \rightarrow \text{mother}(x, z)$  is responsible behind the prediction.

In summary, although NBFNet demonstrates state-of-the-art performance on many KGs, we still believe a hybrid method that can explicitly model and leverage logical rules is desired and worth studying.