



SINGAPORE UNIVERSITY OF
TECHNOLOGY AND DESIGN

Similarity between Units of Natural Language: The Transition from Coarse to Fine Estimation

Submitted by

MU Wenchuan

Thesis Advisor

Dr. LIM Kwan Hui

A thesis submitted to the Singapore University of Technology and Design in fulfillment
of the requirement for the degree of Doctor of Philosophy

2022

PhD Thesis Examination Committee

TEC Chair: Prof. Yuen Chau
Main Advisor: Prof. Lim Kwan Hui
Internal TEC member 1: Prof. Mohan Rajesh Elara
Internal TEC member 2: Prof. Dorien Herremans

Abstract

Doctor of Philosophy

**Similarity between Units of Natural Language: The Transition from Coarse to Fine
Estimation**

by MU Wenchuan

Capturing the similarities between human language units is crucial for explaining how humans associate different objects, and therefore its computation has received extensive attention, research, and applications. With the ever-increasing amount of information around us, calculating similarity becomes increasingly complex, especially in many cases, such as legal or medical affairs, measuring similarity requires extra care and precision, as small acts within a language unit can have significant real-world effects. My research goal in this thesis is to develop regression models that account for similarities between language units in a more refined way.

Computation of similarity has come a long way, but approaches to debugging the measures are often based on continually fitting human judgment values. To this end, my goal is to develop an algorithm that precisely catches loopholes in a similarity calculation. Furthermore, most methods have vague definitions of the similarities they compute and are often difficult to interpret. The proposed framework addresses both shortcomings. It constantly improves the model through catching different loopholes. In addition, every refinement of the model provides a reasonable explanation. The regression model introduced in this thesis is called progressively refined similarity computation, which combines attack testing with adversarial training. The similarity regression model of this thesis achieves state-of-the-art performance in handling edge cases. Chapter 2 is an introductory chapter on similarity computation in general. The main four chapters of the thesis explore the applications of general similarities, how to capture their omissions, and how to design a similarity model that can be refined over time.

The first practical work looks at applying similarity to classify topics in online discussions on social networking services such as Twitter. The popularity of these services, and the large number of tweets, challenges the automatic topic detection models. To complicate matters, these topics need to be identified in the absence of prior knowledge about their type and number, and expertise is needed to tune numerous parameters. To address this challenge, I modified the cluster-based topic modelling algorithm that is originally based on word networks and n-grams co-occurrence. A more stable similarity scheme based on word embedding is used to construct networks, and the refined algorithm can better utilise community detection methods to determine topics.

Similarity so far takes a binary value, despite its regression value being calculated. Only a medium level of precision is required to determine whether similar or not. However, regression

model requires higher precision. To test similarity schemes, I next construct a special task, "revising for concision", stemming from an academic writing need, which is to write concisely to convey meaning clearly. I curate a parallel dataset that describes concise revisions through 536 pairs of sentences before and after revision. These syntactically distinct but semantically identical sentences have a unique role in detecting the type of similarity that a scheme actually captures. I find that the precise semantics are still elusive, and lexical similarity is more frequently captured. Meanwhile, I use this dataset for language generation tasks to help writers struggling to revise drafts. I formulate revision as a constrained paraphrase generation task, where an algorithm is required to rewrite the sentence with only the necessary words, while preserving its meaning.

After stress testing these regression models using ready-made sentences, I define attacks to the regression models. I choose the scoring system of automatic summarization to be attacked. The automatic scoring of summaries guides the development of summarizers and involves aspects such as fluency, grammar, and even textual entailment. In this work, I perform evasion attacks to explore robustness of scoring systems. Attack systems predict a non-summary string from each input, and these non-summary strings achieve competitive similarity scores on representative metrics, even outperforming state-of-the-art summarization methods, indicating the low robustness of current similarity schemes. Backdoor attacks are also performed.

In a final work, I explore the indistinct nature of similarity. I focus on semantic similarity, a well-known interpretation for which is natural language inference. But, there is little community consensus on its nature. Disagreements are reflected in deciding whether the inference is based on semantics or pragmatics, the strength and form of the inference, and the relevance of the inference to the real world. Differing views on the nature of inferences can further lead to differing views on whether a particular inference holds. Therefore, a system may face difficulties in evaluating reasonably under different perspectives. I propose an interpretation of the inference that takes advantage of predicate logic, natural deduction, and conditional probability to resolve seemingly inconsistencies between different viewpoints.

I conclude this thesis by analysing the overall issues plaguing similarity research, the pros and cons of my approach, and challenges for future work. Computing similarity is a widely-applied and philosophically profound task, and I hope this thesis benefits future studies.

Publications

Mu, Wenchuan, Kwan Hui Lim, Junhua Liu, Shanika Karunasekera, Lucia Falzon, and Aaron Harwood. "A clustering-based topic model using word networks and word embeddings." *Journal of Big Data* 9, no. 1 (2022): 1-38.

Mu, Wenchuan and Kwan Hui Lim, "Revision for concision: A constrained paraphrase generation task." (under review)

Mu, Wenchuan and Kwan Hui Lim, "Universal evasion attacks on summarization scoring." (under review)

Mu, Wenchuan and Kwan Hui Lim, "Natural language inference through making decisions about assumptions." (under review)

Mu, Wenchuan and Kwan Hui Lim, "Similarities between Natural Language Units, a Survey from a Formalisation Perspective." (under review)

Acknowledgements

First and foremost, I would like to thank my advisor Dr. Lim Kwan Hui that he gave me the chance to pursue my doctoral studies on this exciting topic. I am enormously grateful to him for all his guidance, patience, and support especially at the start of this work. I for his guidance and support throughout this work. I am also grateful to Dr. Yuen Chau, Dr. Mohan Elara, and Dr. Dorien Herremans for being on my committee and their helpful comments.

I wouldn't be where I am today without the amazing support and love from my parents, SHI Yi and MU Hongjian, for encouraging me to pursue my studies. And speaking of love and support, thank you Ruihan for our many wonderful years.

Contents

PhD Thesis Examination Committee	i
Abstract	iii
Publications	vi
Acknowledgements	vii
1 Introduction	1
1.1 Overview	3
1.2 Contributions and Outline of This Thesis	4
1.3 Similarity Computation from a Design Science and Application Viewpoint	7
2 Background	8
2.1 Presupposition and Terminology	8
2.2 Similarity in Set Theory	10
2.2.1 Similarity between Sets	11
2.2.2 Applications	12
2.3 Similarity of Symbolic Sequences	14
2.3.1 Similarity between Sequences	14
2.3.2 Direct and Indirect Applications	15
2.4 Similarity in Real Vector Spaces	17
2.4.1 Similarity Formulae between Vectors	17
2.4.2 Real Vector Representation of Expressions	19
2.5 Similarity as Weighted Edges of A Complete Graph	26
2.5.1 Undirected Graph	26

Ontology Measures	26
Normalised Google Distance (NGD)	28
Lexico-syntactic patterns	29
Early Composite methods	29
Composite methods with Contextualised Embedding	33
Tuned Regression Models	35
SIMILE	38
2.5.2 Directed Graph	38
Metric for Evaluation of Translation with Explicit Ordering (METEOR)	39
ChrF	40
BLEURT	40
Textual Inference	41
2.6 Evaluation of Similarity Schemes	41
3 Topic Modelling with Word Vector Representations	43
3.1 Introduction	43
3.2 Preliminary	44
3.2.1 Structure and Organization	45
3.3 Refined Algorithm	45
3.3.1 Network Construction (Lim, Karunasekera, and Harwood, 2017)	47
3.3.2 Community Detection	49
3.3.3 Topic Assignment	51
3.4 Dataset and Evaluation Methodology	51
3.4.1 Dataset	51
3.4.2 Topic Quality Metrics	52
3.4.3 Topic Relevance Metrics	53
3.4.4 Summary Rank Metrics	54
3.4.5 Baseline Algorithms	55
3.5 Experimental Results and Discussion	55
3.5.1 Topic Coherence and Pointwise Mutual Information	55

3.5.2	Precision, Recall and F-score	57
3.5.3	Discussion	58
3.6	Related Work	58
3.6.1	Studying Topics using Communities	59
3.6.2	Social Media Analytics	59
3.7	Detailed Results on Topic Coherence and Pointwise Mutual Information	59
3.8	Detailed Results on Precision, Recall and F-score	62
3.9	Applications	67
3.10	Conclusion	67
4	Being Similar Versus Paraphrasing	68
4.1	Paraphrasing, Special Requirements for Semantic Similarity	68
4.2	Paraphrase Recognition and Paraphrase Generation	69
4.3	Revision for Concision: A Constrained Paraphrase Generation Task	70
4.4	Problem Statement	72
4.4.1	Revision as an English Writing Task	72
4.4.2	Task Definition in NLP	73
4.4.3	Task Performance Indicator	74
4.5	Benchmark Corpus	76
4.6	Experiments	78
4.6.1	Pre-baselines	79
4.6.2	WordNet as Booster	79
4.6.3	Multi-Task Learning	81
4.6.4	Baseline Result	81
4.7	Related Work	83
4.7.1	Deleting as in Sentence Compression	83
4.7.2	Replacing as in Paraphrase Generation	83
4.7.3	Other related tasks	84
4.8	Discussion	86
4.8.1	Linguistic Rules in Revising for Concision	87

4.8.2	Technical Difficulties in Reference-free Revision Evaluation	87
4.8.3	Explaining Categories in the Corpus	88
4.8.4	Explaining Rule-based Gloss Substitution	90
4.8.5	Details in Datasets Used to Train Pre-baselines	90
4.8.6	Random Sample Selection in Human Evaluation	92
4.8.7	Evaluation on Individual Metrics	93
4.9	Applications	95
4.10	Conclusion	97
5	Weaknesses in Existing Similarity Measures	99
5.0.1	Problem formulation	103
5.1	ROUGE and METEOR: Limitations of Lexicon Matching	104
5.2	Weaknesses of ROUGE	104
5.3	ROUGE on Denser Sequence Distribution	106
5.3.1	White-box Input-agnostic Attack on ROUGE and METEOR	108
5.4	Methods	108
5.4.1	Direct Bag-of-words Prediction	109
5.4.2	Binary Token Classification	109
5.5	BERTScore: A Metric with Weaknesses Common to Other Neural Models . . .	111
5.5.1	Unintentional Backdoor in the Model	111
5.5.2	Black-box Search for Universal Trigger	112
5.5.3	Experiments	113
5.6	Results	117
5.6.1	Related Work	117
5.6.2	Evasion Attacks in NLP	117
5.6.3	Universal Triggers in Attacks on Classification	118
5.6.4	Adversarial Examples Search for Regression Models	118
5.6.5	Targeted Threshold for Attacks	119
5.7	Discussion	119
5.7.1	How does Shortcut Learning Come about?	119

5.7.2	Simple defence	120
5.7.3	Potential Objections on the Proposed Attacks	120
5.7.4	Potential Difficulties	122
5.8	Packages	122
5.9	Additional Comparison with More Summarization Systems	122
5.10	Applications	123
5.11	Conclusion	123
6	Linguistic Basis in Similarity Estimation	124
6.1	Bidirectional Implicature as Similarity	124
6.2	The Controversial Nature of Natural Language Inference	125
6.2.1	NLI: Is It about Semantics or Pragmatics?	127
6.2.2	Inference Strength	128
6.2.3	Relation to Knowledge	129
6.2.4	Forms of Inference	130
6.3	Natural Deduction Preliminary	130
6.4	Inference by Making Decisions about Assumptions	132
6.4.1	Semantic Parsing in Textual Inference	135
6.4.2	Assumption Simplification	135
6.4.3	Stereotyped Ideas in Existing Annotation	136
6.5	Experiment and Result	136
6.6	Conclusion	136
7	Conclusions	140
7.1	Conclusions	140
7.2	Applications	143
7.3	Future Work	144
A	Dataset Concise-536 in Chapter 4	146
A.1	All Sentence pairs of Concise-536	146
A.2	More sentences from other sources	211

Bibliography

List of Figures

2.1	Survey architecture, containing the most frequently adopted schemes in each formalisation category. Besides, 55% of the coverage scheme converts linguistic units to some form of representation, including sets (8%), sequences (15%), or real vectors (32%). The remaining 45% are just multivariate functions that return real numbers. The atomic tokens recognised by most coverage schemes are either words, including sub-words, or characters, with 90% of the schemes being word-based. 70% of the schemes came out after 2010, and the number of similarity schemes appears to be growing rapidly.	9
2.2	The edge between each two vertices has a weight, indicating the similarity score between the two vertices. The graph is undirected, such that this bivariate function is symmetric.	27
2.3	In a complete digraph, between each two vertices there are two edges. Both edges have directions, with possibly different weights. The bivariate similarity function is not symmetric.	39
3.1	Overview of the ClusTop Algorithm	47
4.1	Wordy sentences are more boring to read than concise sentences. But how do we turn lengthy sentences into concise ones? We show two examples. The above sentence pair is taken from the Purdue Writing Lab, which suggests how college students should succinctly revise their writing (PU, n.d.). In the other example, the wordy sentence comes from a scientific paper (K. Chen et al., 2020), and its concise counterpart is predicted from the concise revisioner we developed (Section 4.6). In each pair, text with the same colour delivers the same information.	71

4.2	Revising a sentence can involve either one of the three strategies (category I, II, III), or a combination of them (category IV, V, VI, VII).	89
4.3	Demonstration of dependency tree grafting in sentence synthesis. The dependency in (c) is obtained by re-parsing the synthesized sentence. As we can see, the POS tag of " <i>have/had</i> " has changed from a verb to an auxiliary word, and the synthesized sentence is still syntactically and semantically correct, which shows that dependency changes may be unavoidable in the process of sentence synthesis. We also dealt with inflections to reduce grammatical errors.	92
4.4	Difficulty faced by baseline models when dealing with sentences from different categories. This difficulty is relative to other samples in the corpus of 536 sentences. Deletion (category I) is the least challenging. The most challenging samples are most likely from category III. Handling sentences requiring more than one revising strategies (category IV-VII) is usually more challenging. . . .	97
5.1	Automatic summarization (left) and automatic scoring (right) should be considered as two systems of the same rank, representing conditional language generation and natural language understanding, respectively. As a stand-alone system, the accuracy and robustness of automatic scoring are also important. In this study, we create systems that use bad summaries to fool existing scoring systems.	100
5.2	GA searched population of texts, black crosses mark the algorithm-output cases.	107

List of Tables

3.1	Description of Dataset	52
3.2	Comparison of ClusTop algorithm against various baselines, in terms of Topic Coherence (TC) and Pointwise Mutual Information (PMI) for the top 5, 10, 15 and 20 keywords. The rank of an algorithm’s performance for each metric are provided in brackets.	56
3.3	Comparison of ClusTop algorithm against various baselines, in terms of Precision (Pre), Recall (Rec) and F-score (FS) for the top 5 keywords/unigrams of each topic. The rank of an algorithm’s performance for each metric are provided in brackets.	57
3.4	Comparison of ClusTop algorithm against various baselines, in terms of Topic Coherence (TC) and Pointwise Mutual Information (PMI) for the top 5 and 10 keywords. The rank of an algorithm’s performance for each metric are provided in brackets.	60
3.5	Comparison of ClusTop algorithm against various baselines, in terms of Topic Coherence (TC) and Pointwise Mutual Information (PMI) for the top 15 and 20 keywords. The rank of an algorithm’s performance for each metric are provided in brackets.	61
3.6	Comparison of ClusTop algorithm against various baselines, in terms of Precision (Pre), Recall (Rec) and F-score (FS) for the top 5 keywords/unigrams of each topic. The rank of an algorithm’s performance for each metric are provided in brackets.	63

3.7	Comparison of ClusTop algorithm against various baselines, in terms of Precision (Pre), Recall (Rec) and F-score (FS) for the top 10 keywords/unigrams of each topic. The rank of an algorithm's performance for each metric are provided in brackets.	64
3.8	Comparison of ClusTop algorithm against various baselines, in terms of Precision (Pre), Recall (Rec) and F-score (FS) for the top 15 keywords/unigrams of each topic. The rank of an algorithm's performance for each metric are provided in brackets.	65
3.9	Comparison of ClusTop algorithm against various baselines, in terms of Precision (Pre), Recall (Rec) and F-score (FS) for the top 20 keywords/unigrams of each topic. The rank of an algorithm's performance for each metric are provided in brackets.	66
4.1	Revising a sentence can involve either one of the three strategies (category I, II, III), or a combination of them (category IV, V, VI, VII). Sample sizes, average word counts before and after revisions, and average edit distance (translate edit rate, TER) for revision are listed.	76
4.2	We average BLEU, METEOR, ROUGE-2-F1, SARI, Parsed relation F1, BERTScore-F1, <i>and</i> (negative) translation edit rate of (pre-)baseline methods. The most favorable score in each column is in bold, the second most favorable in italics. This table estimates the strengths and weaknesses of each variants. System ranking from human evaluation (H), information retention (ρ), and wordiness (ω) are presented in the right-most columns.	80
4.3	Well/poorly revised samples in the corpus. Shorter sentences that require simpler actions are perfectly revised. Rewriting clichés is difficult, in which case the baseline approach tends to use deletion.	81
4.4	Revising rules collated from college writing centres. Three actions are available. Redundancy can be deleted; short, specific, concrete and stronger expressions shall replace vague ones; sentences should be rewritten if neither deleting nor replacing helps.	88

- 4.5 Part-of-speech (POS) tags for a word w and its corresponding r_g . Representation of POS tags follows the Stanford typed dependencies manual (De Marneffe and Christopher D Manning, 2008) (except for ADJ-S, which stands for 'adjective satellite' in WordNet (Fellbaum, 2010)). POS tags of r_g are closely related to the POS tags of w , and we bold the pairs that appear frequently. In particular, among nearly 117,000 word-gloss ($w \rightarrow r_g$) pairs, NOUN \rightarrow NOUN is most frequent, accounting for more than three fifths. We have now studied the eight most frequently occurring pairs. 91
- 4.6 Sample numbers of training sets. MSR dataset has multiple references, we take each reference as a sample point. The mixed fine-tuning set in Section 4.6.3 is composed of 89,712 samples from ParaNMT, 21,145 from MSR, and 71,473 from our synthesized dataset from WordNet. 91
- 4.7 BLEU (**BL**), METEOR (**M**), ROUGE-2-F1 (**R**), SARI (**S**), Parsed relation F1 (**P**), BERTScore-F1 (**BS**), and translation edit rate (**T**) of pre-baselines and baseline method. Numbers are shown in categories. Smaller edit distance is more favorable. The most favorable score(s) in each column is bold. In category V, the model trained on WordNet has the highest scores on three metrics, slightly outperforming other pre-baselines. In category III,IV, VI, VII, no particular pre-baseline scores well on all metrics. 93
- 4.8 Other metrics include word error rate (**W**), ROUGE-1-F1 (**R1**), and ROUGE-L-F1 (**RL**). Numbers are shown in categories. Smaller edit distance is more favorable. The most favorable score(s) in each column is bold. 94
- 4.9 Well-revised samples in each category (about the third percentile). Shorter sentences that require simpler actions are perfectly revised. When sentence length increases, not all wordiness can be resolved. The baseline method tends to delete and replace, even if sentences need to be rewritten. 95

4.10	Badly-revised samples in each category (about the 97th percentile). These sentences are longer than sentences in Table 4.9. Informative part may be trimmed. Replacing nominalizations with verbs is hard. For severely wordy sentences (category VI, VII), the model fails to rewrite, and resorts to deletion. A lot of improvement is needed.	96
5.1	We created non-summarizing systems, each of which produces bad text when processing any document. Broken sentences get higher lexical scores; non-alphanumeric characters outperform good summaries on BERTScore. Concatenating two strings produces equally bad text, but scores high on both. The example is from CNN/DailyMail (for visualization, document is abridged to keep content most consistent with the corresponding gold summary).	101
5.2	Machine summaries and the nearest neighbours of each, arranged in ascending order of ROUGE score (in brackets). Line 5 & 7 is the extractive and abstractive summary of the same work. Line 9 is from the shortcut method . For reading, misspelt words are replaced by "_", and sentences' first letters (if detectable) are capitalized.	115
5.3	Results on CNNDM. Besides ROUGE-1/2/L, METEOR, and BERTScore, we also compute the arithmetic mean (A.M.) and geometric mean (G.M.) of ROUGE-1/2/L, which is commonly adopted (Haoyu Zhang et al., 2019; Bae et al., 2019; Chowdhery et al., 2022). The best score in each column is in bold, the runner-up is underlined. Our attack system is compared with well-known summarizers from the past five years. The alternative version (last row) of our system changes C in Algorithm 4 from 3 to 2.	116
5.4	Input sanitization checks, Parse and GEC, on the 100-sample CNNDM test split given by Graham (2015). They penalize non-summary texts, but may introduce more disagreement with human evaluation, <i>e.g.</i> , high-scoring Pointer-generator on GEC. Thus, their actual summary-evaluating capabilities on linguistic features (grammar, dependencies, or co-reference) require further investigation.	121

- 6.1 Derive an assumption S'' from premise and hypothesis. First, parsing textual premises and hypotheses results in first-order logic (FOL) expressions. Next, we derive S' from parsed premises and hypotheses. Then, there could be more than one way to simplify S' 133
- 6.2 We ask with what assumption(s) would the given label hold. Then we assess the plausibility of these assumptions. Reasons or explanations are shown in the right-most column. The images are generated from Dalle-mini <https://huggingface.co/spaces/dalle-mini/dalle-mini>. 137
- 6.3 (Continue Table 6.2) We ask with what assumption(s) would the given label hold. Then we assess the plausibility of these assumptions. Reasons or explanations are shown in the right-most column. The images are generated from Dalle-mini <https://huggingface.co/spaces/dalle-mini/dalle-mini>. 139

List of Abbreviations

FTC	The F ederal T rade C ommission
SVD	S ingular v alue d ecomposition)
NLP	N atural L anguage P rocessing
NLI	N atural language i nference
BOW	B ag- o f- W ords
TF-IDF	The T erm F requency- I nverse D ocument F requency
SVM	support V ector M achines
LCS	L ongest C ommon S ubsequence
LDA	L atent D irichlet a llocation
LSI	L atent S emantic I ndexing
CNN	C onvolutional n eural n etworks
RNN	R ecurrent n eural n etworks
LSTM	L ong short t erm m emory
BERT	B idirectional E ncoder R epresentations from T ransformers
WSD	W ord S ense D isambiguation
IC	I nformation C ontent index
TER	T ranslation E dit R ate
PER	P osition-independent word E rror R ate
WER	W ord E rror R ate
ITER	I mproved version of T ER
EED	E xtended E dit D istance
HAL	H yperspace A nalogue to L anguage
TOT	T opic o ver T ime

ESA	Explicit Semantic Analysis
PPDB	Paraphrase Database
NGD	Normalised Google Distance
DAM	Decomposable attention model
RUSE	Regressor using sentence embeddings
USE	Universal sentence encoder
WMD	The Word Mover Distance
GMT	General Text Matcher
BEER	BEtter Evaluaion as Ranking
ROUGE	The Recall-Oriented Understudy for Gist Evaluation
ESIM	Enhanced Sequential Inference Model
ClusTop	Clustering-based Topic Modelling

To my family

Chapter 1

Introduction

Representing similarities between human language units is important both for answering fundamental philosophical questions and for solving modern applications.

Since Plato 24 centuries ago, attention has been paid to the cognitive enigma, how the observation of a relatively small set of stimuli produces broadly adaptive knowledge. Philosophers and scientists have tackled this problem in a number of ways after Plato, one powerful approach came from Thomas K. Landauer, one of the most creative and innovative cognitive scientists. In his article titled "A solution to Plato's problem: The latent semantic analysis theory of acquisition, induction, and representation of knowledge", he states that the cognitive aspect of Plato's Problem can be cast as determining the similarity of objects, and learning about the appropriate similarity of words may greatly enhance knowledge and bridge the gap between the information (Landauer and Dumais, 1997). It is also in this article that he presents the first computational method to represent objects and contexts based solely on general mathematical learning methods.

Computation scientists after Landauer and Dumais are no longer so obsessed with explaining the problem between similarity and cognition, and instead, study how to compute the similarity that the general public understands. In modern times, computing similarity has become increasingly important as a fundamental means of many natural language processing (NLP) tasks and real-world applications, including information retrieval, clustering, topic detection, question-answer (Q&A) sessions, and financial document evaluation. Search engines need to find documents relevant to a query through modelling the correlation between documents, and Q&A sites also need to determine whether duplicate questions have been asked before. Artificial intelligence service systems need to understand queries or commands formed by human language

and find the most appropriate responses. In legal and financial matters, the similarity to existing contracts may allow an estimate of the risk level of a new contract (Rawte, A. Gupta, and Zaki, 2021).

Techniques for computing the similarity between human language units have come a long way. They can derive the similarity of word meanings from sophisticated ontology databases or rely on a large number of contexts to determine the relationship between sentences. These methods perform well for certain tasks, such as determining whether a document or block of text is similar to a particular search topic, in part because only a rough overall estimate of similarity is required here, i.e. a choice between similar and dissimilar.

However, simply judging similarity is not enough to solve more complex and specific problems in the real world. What we need is some way of telling us where and why the objects being compared are similar. Take the following two sentences for example:

- (a) Activia and DanActive yoghurt¹ are clinically proven to help regulate the digestive system.
- (b) Clinical studies show that Activia and DanActive help regulate the digestive system.

At first glance, even judged by humans, the two statements seem to be similar. But in fact, these two sentences are very different in a certain sense. In 2010, FTC charged the Dannon Company, Inc. of deceptive advertising (Premerger Notification Office, DPIP, and CTO, 2010). Dannon claimed that Activia and DanActive yoghurt were "clinically proven" to help regulate the digestive system. Dannon was then prohibited from making such misleading claims, and agreed to pay \$21 million to resolve FTC investigations. At the same time, Dannon agreed to pay \$35 million to its customers. However, Dannon denied any wrong-doing and believed that softening "clinically proven" to "clinical studies show" might avoid breaches of the lawsuit settlement (CTVNews, 2012).

There are sometimes large gaps between seemingly similar expressions. In this example, Dannon stands by its product, we may thus assume the two expressions are somehow "similar" to each other. However, how does the difference between these two expressions create the

¹yogurt

multi-million dollar gap? Dannon's revision of the wording is clearly a careful measure, and how is this measure reflected?

In this thesis, I study whether this similarity between units of natural language can be explained and quantified, and if so, how we would quantify it in the context of computational linguistics. In my research, I examine how existing lexical/semantic similarity schemes are computed, applicable, and in some cases misleading. I also propose a more refined similarity quantification scheme.

1.1 Overview

Public misinformation, from advertising to politics to science, is often about subtle differences between similar ways of covering it (West and Bergstrom, 2021; Levi et al., 2019; Fact, 2019). I believe that computer programs that identify, quantify, and ultimately explain these differences can help people in their daily lives. My research goal in this thesis is to develop better quantification schemes for the similarity between units of natural language, especially English. I use "similarity" and "dissimilarity" as general terms to describe any estimate of the relationship between two English units, such as words, phrases, sentences, paragraphs, etc.

Answering how "similar" two sentences are is tricky. This is not just because the term is often used as an umbrella term to cover different phenomena (Bär, Zesch, and Gurevych, 2011). The scariest part is that the word "similar" itself has no objective definition. It is like someone pointing at a cheetah in the African savannah and asking another how agile she thinks it is. By contrast, if she was asked about speed or acceleration, the answer would be much clearer. There are attempts to formalise similarity through models such as geometry or set theory (Bär, Zesch, and Gurevych, 2011; Tversky, 1977; Widdows, 2004; Gärdenfors, 2000), but the overall agreement on the formalisation remains vague.

Despite lack of formalisation, researchers never stop to develop similarity estimation schemes. Budanitsky and Hirst (2006) covers five till 2006, Bär, Zesch, and Gurevych (2015) covers 31 calculating till 2015, and Chandrasekaran and Mago (2021) report another 16 till 2021.

These similarity schemes are useful when the numerical values themselves are not important. They are very efficient at judging whether there is a similarity relationship between two units. The first practical work in this thesis also uses these similarity computations to model topics, and achieves topic coherence that surpasses traditional modelling methods.

Similarity, however, comes in two forms: overall similarity, which expresses the degree of resemblance between two objects all things considered, and respective similarity, which relates to one respect or feature. In this way, the first of two common shortcomings of similarity calculation methods is revealed: they do not specify the aspects they measure, so their scope of application is sometimes questionable.

Another downside is that the numbers are not enough to show how similar two objects are. The next three practical works in this thesis investigate this question. The first experimental step shows that these schemes do not give reliable scales when used to quantify the similarity between human language units. To overcome these shortcomings, we then developed our similarity measurement scheme with built-in grammar detection.

1.2 Contributions and Outline of This Thesis

The majority of human language similarity computing work has focused on how to obtain better correlations with human judgments. In contrast, the stress test and evasion attack method presented in this thesis can better discover details that previous methods ignore. This makes the similarity calculation more robust. It provides a framework to continuously refine similarity measures.

Determining similarity is known to be regression, and the similarity between two objects is generally a relative value of -1 to 1. I stress-tested these regression models and found that they have critical omissions. Since this corner-case testing showed great promise in uncovering the shortcomings of regression models, I decided to further investigate regression models with more sophisticated local and global attacks. More refined regression models are then developed according to the discovered deficiencies. The similarity regression model in this thesis achieves state-of-the-art performance in handling edge case similarity.

Chapter 2 surveys various language unit similarity regression models, categorizing them into set-theoretic, sequence-theoretic, real-vector-based, and fully-connected graph-based methods according to their mathematical formalisation of similarity. This survey focuses on the intrinsic connections between the independently proposed approaches, outlines the strengths and weaknesses of each approach, and provides insights into possible innovations for new researchers to address the problem of human language similarity. The final conclusion chapter distils the findings and discusses weaknesses, strengths, and potential future directions.

Summary Chapter 3: Topic modelling using similarity

My initial exposure to natural language similarity is to study its application, sometimes called extrinsic evaluation (Bär, Zesch, and Gurevych, 2015), which is to measure what we can do when we get the similarity between two objects. Based on the work by Lim, Karunasekera, and Harwood (2017), I decide to apply it to a topic modelling task. In the topic clustering of tweets, I use an existing word-embedding similarity model to obtain the similarity between two words and add them successively to the graph in the form of edge weights, where each node in the graph is a tweet. The next step is to use the Louvain method (Blondel et al., 2008) to divide a graph into several subgraphs to achieve the effect of topic clustering. This not only surpasses the Latent Dirichlet Allocation (Blei, A. Y. Ng, and Jordan, 2003) baseline method, but also leverages a more stable similarity measure to achieve better topic coherence than the 2017 version of the ClusTop method, in terms of topic coherence, pointwise mutual information, precision, recall and F-score.

Summary Chapter 4: Distinct syntax but same semantics

Starting from this chapter, I study the downsides of existing similarity schemes. I formulate a new task based on real academic writing needs, "revising for concision", a constrained paraphrase task. Like any other paraphrase task, it can be bifurcated into paraphrase identification and paraphrase generation. To the identification end, it is well suited for the goal of determining the dimensions that a similarity scheme really cares about, i.e. if the similarity scheme predicts a high score because the two units are semantically equivalent, or a low score because the two

units are syntactically different. To the generation end, it clearly states the syntactical changes required from one unit to another, alleviating the ill-posedness of common paraphrase generation tasks (R. Cao et al., 2020; Rus, Banjade, and Lintean, 2014).

Summary Chapter 5: Loopholes in the similarity schemes

I use evasion attacks to detect vulnerabilities in similar schemes. Evasion attacks are a superset of adversarial attacks that aim to alter the input to make the system misjudge. When these schemes are used to evaluate other systems, such as automatic summarizers, vulnerabilities in similar schemes can be very harmful, as this can directly affect the evolution of generative algorithms. We select three of the most popular similarity schemes used in the evaluation of system-generated summaries, and show that poorer system outputs can receive more favourable scores from these similarity schemes than state-of-the-art summarizers. Furthermore, my research suggests that recent deep learning similarity schemes may not only be vulnerable to evasion attacks, but also leave backdoors open. Based on the vulnerabilities exposed during penetration testing, I developed a series of fine-tuned similarities to better handle these evasive examples. The attack-and-defence framework proposed in this chapter can be used to gradually refine the similarity schemes.

Summary Chapter 6: Interpret similarity using logic

Finally, I am still trying to figure out the answer to this question: what makes two language units similar? In this chapter, I focus on one specific, and perhaps the most concerning dimension of similarity, semantic similarity. Different viewpoints have long existed to explain semantic similarity, a well-known explanation is through entailment (Dagan, Glickman, and Magnini, 2006). From the perspectives of entailment, semantic parsing, first-order logic, and conditional probability, I develop a systematic approach for human annotators to determine a meaning similarity between expressions, rather than relying on subjective guesswork.

1.3 Similarity Computation from a Design Science and Application Viewpoint

This thesis mainly studies language unit similarity calculation from the perspective of design science (Simon, 2019). I focus on selecting possible and useful processes for improving and applying similar schemes, rather than currently existing options. From this point of view, the main purpose of this thesis is to gain knowledge and understanding of language unit similarity computation by constructing and applying artefacts (Hevner et al., 2004), such as computer programs and datasets. These artefacts are mainly reflected in Chapter 3,4, and 5. It is promising that the deployment of these artefacts can help people in real-world work, such as checking the similarity of content in news articles, or rewriting texts as needed.

In contrast, the "explanatory science" aspect of similarity estimation between language units focuses on developing knowledge to *describe, explain, and predict* (Van Aken, 2005) the *actually* similarity shared among language units. Many similar schemes investigated in Chapter 2 and those proposed in Chapter 6 do fall into this category.

Chapter 2

Background

This chapter mainly covers the formalisation of various existing similarity schemes. Essentially, if we consider any unit of natural language as variable $u \in \mathcal{U}$, every similarity scheme can be shown as a multivariate function as below,

$$s : \mathcal{U}, \mathcal{U} \dots \mathcal{U} \rightarrow \mathbb{R}, \quad (2.1)$$

where the number of variables depends on the number of units under comparison. In most cases, a similarity scheme can be deemed as a bivariate function whose output range is a real number greater than -1 and less than 1. This chapter starts from grounding my entire study on clear and confine presuppositions and terminology, then I trace how similarity schemes evolve in each formalisation shown in Figure 2.1, and at the end of this chapter I discuss how humans evaluate and criticise these similarity schemes.

2.1 Presupposition and Terminology

My dissertation begins by discussing the "similarity" between natural language units. But what exactly do we mean when it comes to "similarity"? How is "similarity" different from features like "relatedness", "proximity", "(reciprocal) distance", "resemblance", etc.? There may be some differences in the usage of these terms in some literature, while in others the terms are interchangeable (Papineni et al., 2002; Budanitsky and Hirst, 2006; Ferret, 2010; Bär, Zesch, and Gurevych, 2011; Bär, Zesch, and Gurevych, 2012; Mallinson, Sennrich, and Lapata, 2017). While opinions on these characteristics are divided, it is certain that all of these terms lack a

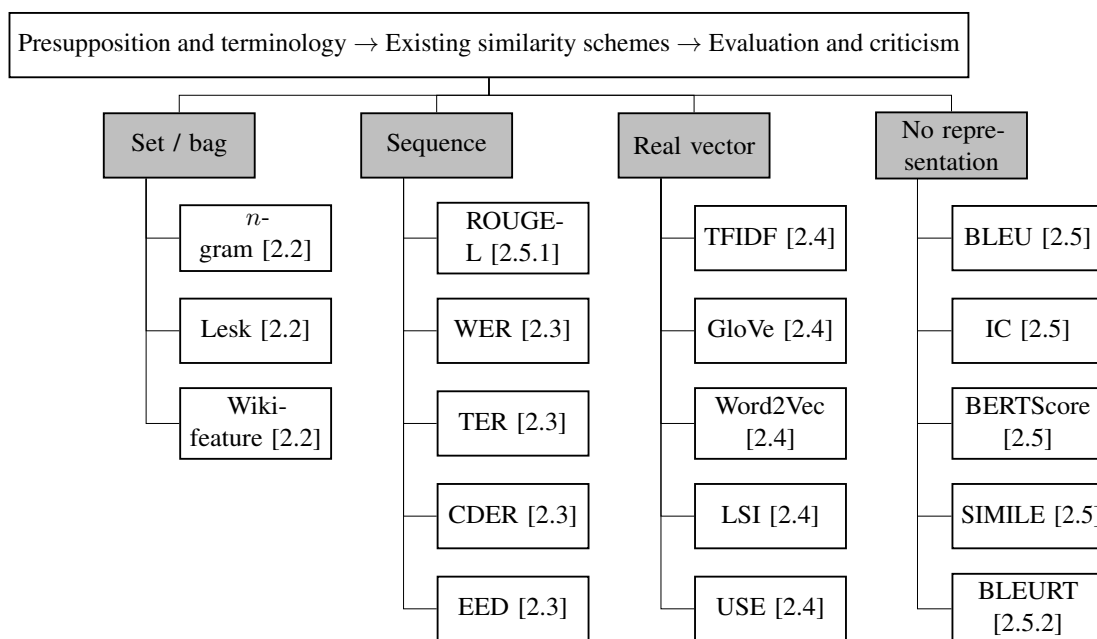


FIGURE 2.1: Survey architecture, containing the most frequently adopted schemes in each formalisation category. Besides, 55% of the coverage scheme converts linguistic units to some form of representation, including sets (8%), sequences (15%), or real vectors (32%). The remaining 45% are just multivariate functions that return real numbers. The atomic tokens recognised by most coverage schemes are either words, including sub-words, or characters, with 90% of the schemes being word-based. 70% of the schemes came out after 2010, and the number of similarity schemes appears to be growing rapidly.

well-founded basis. Measuring these properties is like how people measure "agility", "dexterity", "fastness" of an object before they learn to calculate velocity and acceleration. Because of this vagueness, we refer to all these properties as "similarity" and vice versa as "dissimilarity". "Similar" is indeed the most widely used term in literature.

However, defining similarities between language units can be difficult, even if we try not to be literal. This is because similarity can be an irreducible psychological primitive (Blough, 2001), and might be too abstract for us to grasp. Here we make two presuppositions. First, there is such a property between two or more language units, possibly named for similarity, that we can attempt to understand and quantify. Second, every study of similarity seeks to understand one same property, which is the property in the first presupposition.

With these two presuppositions, we can get a clearer picture of what psychologists and linguists think about similarity, who try to formalise similarity using set theory, real vector

spaces, etc. Unfortunately, a unified mathematical formalisation has not yet been achieved, and it is currently difficult to directly convert from one form to another, which makes the nature of "similarity" even more obscure.

As given by Merriam-Webster (n.d.[c]), "similarity" is "the quality or state of being similar", which is again defined by "having characteristics in common" (Merriam-Webster, n.d.[b]). It seems that set theory captures the similarity between two units better. However, real vector space models have high popularity in recent studies. I will discuss the different formalisation of similarity between natural language units in the following three sections.

Language units are "one of the natural units into which linguistic messages can be analysed" (George A. Miller, 1995; George A Miller, 1998; Fellbaum, 2010). Language units are also called linguistic units. This thesis only studies natural language units, to distinguish them from units in other languages such as programming languages. For simplicity, we occasionally omit the modifier "natural" and just use the term "linguistic unit" or "linguistic unit". In addition, we may use more informal terms such as "text," whose definition is primarily related to writing or authority (Merriam-Webster, n.d.[d]), but is often extended in literature (Bär, Zesch, and Gurevych, 2011; Bär, Zesch, and Gurevych, 2015; Shahmirzadi, Lugowski, and Younge, 2019).

Subtypes of language units include syllables, morphemes, words, collocations, sentences (Allerton, 1969), discourses (including paragraphs), etc.

2.2 Similarity in Set Theory

A set can be seen as a collection of objects, whose orders do not matter. Roster notation defines a set by listing its elements between curly brackets, separated by commas, as seen below.

$$\begin{aligned} A &= \{ 4, 3, 9, 33 \}, \\ B &= \{ \text{blue}, \text{orange}, \text{cyan} \}. \end{aligned} \tag{2.2}$$

Fundamental set operations can be applied to either construct new sets from given sets, calculate the size of a set, etc. A few operations are listed below.

- Two sets A and B are equal if and only if they have the same elements. Formally, $A = B \equiv \forall x. x \in A \iff x \in B$.
- Set A is a subset of B if and only if every element of A is an element of B . Formally, $(A \subseteq B) \equiv \forall x. x \in A \rightarrow x \in B$.
- Union (\cup): $A \cup B = \{x \mid x \in A \vee x \in B\}$,
- intersection (\cap): $A \cap B = \{x \mid x \in A \wedge x \in B\}$, and
- complement (\complement): $\complement A = \{x \mid x \in U \wedge x \notin A\}$,

where U is a given universal set.

2.2.1 Similarity between Sets

In set theory, the two or more units under comparison are sets (A and B , etc.). Usually, union ($A \cup B$), intersection ($A \cap B$), complement ($\complement A$), cardinality ($|A|$), etc. are involved when estimating similarity.

For example, Jaccard index, developed by Paul Jaccard in 1901, takes the ratio of intersection over union and formally:

$$J(A, B) = \frac{|A \cap B|}{|A \cup B|} \quad (2.3)$$

In bag algebra, extended from set algebra (Bertossi, Gottlob, and Pichler, 2018), Jaccard index also applies to bags (Leskovec, Rajaraman, and Ullman, 2022), but the symbols mean bag intersection and bag sum.

$$J_{\text{bag}}(A, B) = \frac{|A \cap B|}{|A| + |B|} \quad (2.4)$$

Complementary to the Jaccard index measures dissimilarity, also called the Jaccard distance or Tanimoto distance, which is obtained by subtracting the Jaccard index from 1.

The SørensenDice index of two sets A, B is defined as:

$$S(A, B) = \frac{2|A \cap B|}{|A| + |B|} \quad (2.5)$$

From the SørensenDice index S , one can calculate the respective Jaccard index J and vice versa, using the following equations

$$\begin{aligned} J &= \frac{S}{2 - S}, \\ S &= \frac{2J}{1 + J}. \end{aligned} \quad (2.6)$$

Otsuka-Ochiai coefficient (Otsuka, 1936), also known as the Ochiai-Barkman coefficient (Barkman et al., 1969), can be represented as:

$$K(A, B) = \frac{|A \cap B|}{\sqrt{|A||B|}} \quad (2.7)$$

Moreover, if sets are represented as bit vectors, the Otsuka-Ochiai coefficient is equivalent to cosine.

Generally, similarity based on the set theory counts intersection portion against other parts and quantitative predictions are obtained. Larger intersection portion corresponds to higher similarity, and unique elements to a certain set decrease similarity.

2.2.2 Applications

In practice, the rationale for choosing a particular index is usually empirical rather than theoretical. For example, in psychology, which formalises similarity better than linguistics (Bär, Zesch, and Gurevych, 2011), earlier models of similarity measure common elements between sets of stimuli (Estes, 1955), but Tversky (1977), when assuming that objects are represented by a set of features or attributes, gives an asymmetric similarity measure, the Tversky index (S_T).

$$S_T(A, B) = \frac{|A \cap B|}{|A \cap B| + \alpha |A \setminus B| + \beta |B \setminus A|}, \quad (2.8)$$

where $A \setminus B$ denotes the relative complement of B in A . Further, $\alpha, \beta \geq 0$ are parameters of the Tversky index. When $\alpha = \beta = 1$, Tversky index equals Jaccard index, and when $\alpha = \beta = 0.5$, Tversky index equals the SørensenDice index.

It can also be observed in linguistics that set theory is applied in various ways in measuring similarity. One of these categories can be called "feature-based methods", which transforms a given text into a set of various features, which can then be used with basic set theory. One of the most straightforward features is an n -gram, a contiguous sequence of n items from a given text, such as phonemes, syllables, letters, words, etc.

In 2000s, simple coefficients like the Jaccard index are used to compare two sets of word n -grams (Lyon, Malcolm, and Dickerson, 2001; Lyon, Barrett, and Malcolm, 2004) or two sets of character n -gram profiles (Houvardas and Stamatatos, 2006). ROUGE-N, the mostly used variant of ROUGE (C.-Y. Lin, 2004) whose details will be elaborated in Section , calculates the Jaccard index between two bags of word n -grams derived from texts, where a bag of word n -grams from text s is given as:

$$\{x \mid x \text{ is an } n\text{-gram in } s\}_{\text{bag}}. \quad (2.9)$$

In addition to getting n -grams directly, features can also be functions of word attributes, such as gloss or neighbour concepts (Chandrasekaran and Mago, 2021; Sánchez, Batet, Isern, and Valls, 2012). Lesk (1986) introduces gloss overlaps for word sense disambiguation (WSD). A gloss is converted into a weighted bag-of-words, and the cardinality of intersection measures the semantic similarity. Lesk algorithm was later extended by Banerjee and Pedersen (2003), where not only gloss but the WordNet synset of a word is converted into a bag. Similarly, Y. Jiang, Xiaopei Zhang, et al. (2015) measure semantic similarity using Wikipedia glosses. These features usually depend on the ontology, which may not contain many semantic features other than taxonomic relationships (Sánchez, Batet, Isern, and Valls, 2012). A rich feature set covering various textual features can be very promising, as observed by Bär, Zesch, and Gurevych (2015).

In another category of exploits of set theory, contrary to the categories above, set theory is not used to compute the similarity in the final step. Conversely, similarity can be a parameterised score based on the union, intersection, or complement of sets. For example, Amer and Abdalla

(2020) formulate lexical similarity between two documents by treat each document as a set whose elements are the lexicon in the document, but do not choose the above coefficient calculation. While the authors prefer this approach to be based on set theory, we think this approach should be classified as one in Section 2.5. Despite flexibility, these parameters may lead to less interpretability of these formalisations.

2.3 Similarity of Symbolic Sequences

A sequence, also called a string, is an enumerated collection of symbolised objects where order matters. Like a bag, it contains members (also called elements, or terms) and repetitions are allowed. The number of elements, possibly infinite, is called the length of the sequence. Usually, a sequence is defined as follows:

$$s : \mathbb{N}_{+, \leq L} \rightarrow \mathcal{X}, \quad (2.10)$$

where \mathcal{X} is the set of all possible members of the sequence, and L is the length of the sequence. This function maps from positive natural numbers, the positions of elements in the sequence, to the elements at each position.

2.3.1 Similarity between Sequences

Similarity There are multiple approaches to calculating the similarity between sequences (Kozarzewski, 2011; Marteau, 2018). One intuitive way is to get the longest common subsequence (LCS, Allison and Dix, 1986). The LCS problem is the problem of finding the longest subsequence common to all sequences in a set of sequences (often just two sequences). Subsequences may occupy inconsecutive positions within the original sequences. Formally, for two sequences a and b , their LCS is recursively defined as follows:

$$LCS(a, b) = \begin{cases} LCS(a_{<-1}, b_{<-1}) \uparrow [a(|a|)], & |a| \cdot |b| \neq 0, a(|a|) = b(|b|) \\ \max(LCS(a, b_{<-1}), LCS(a_{<-1}, b)), & |a| \cdot |b| \neq 0, a(|a|) \neq b(|b|) \\ \emptyset, & |a| \cdot |b| = 0, \end{cases} \quad (2.11)$$

where $a_{<-1}$ denotes a subsequence of a , obtained from deleting the last member of sequence a . $s_1 \uparrow s_2$ denotes concatenation operation (Wadler, 1989), and here it means appending/extending members of sequence s_2 to the end of sequence s_1 , sequentially. Also, \emptyset here denotes an empty sequence whose length is zero.

Not to be confused with LCS is the longest common substring problem (Wise, 1996; Gusfield, 1997). A substring is a contiguous sequence of objects within a string.

Dissimilarity Another well-known fundamental operation on sequences is the Levenshtein distance (Levenshtein et al., 1966), also known as edit distance. It operates between two input sequences, returning a number equal to the minimum number of atomic operations required to transform the given input into another input. There are three basic atomic operations: substitution, insertion, and deletion.

The Levenshtein distance between two sequences a, b (of length $|a|$ and $|b|$, respectively) is given as follows.

$$d(a, b) = \begin{cases} |a|, & |b| = 0, \\ |b|, & |a| = 0, \\ d(a_{<-1}, b_{<-1}), & a(|a|) = b(|b|) \\ 1 + \min \left(d(a_{<-1}, b), d(a, b_{<-1}), d(a_{<-1}, b_{<-1}) \right), & \text{otherwise,} \end{cases} \quad (2.12)$$

where $s(i)$ means getting the i -th member in sequence s .

2.3.2 Direct and Indirect Applications

This subsection was supposed to be discussing how language units are represented in symbolic sequences, and how LCS or Levenshtein distance can be applied. However, current sequence representations of language units are actually simpler than set or real vector representations, since language units themselves are often sequences. Converting a language unit into a sequence often resorts to three approaches, namely a sequence of characters, a sequence of words (separated by

spaces), or a sequence of sub-words (Bojanowski et al., 2017). To my best knowledge, no other approaches have been taken.

Existing sequence-based similarity schemes are either a direct or an indirect application of LCS or Levenshtein distance.

Jaro (1989) uses LCS to match person or place names, as in different documents, full names of persons or places might occasionally not be used. ROUGE-L (C.-Y. Lin, 2004) is also a direct use of LCS. Greedy string tiling (Wise, 1996) is a direct use of the longest common substring problem. Jaro-Winkler distance (Winkler, 1990), in contrast, cares more about some particular substrings, like prefixes.

Levenshtein distance has expanded to include phonetic, token, grammatical and character-based methods of statistical comparisons (L. Han, 2016). Su, M.-W. Wu, and Chang (1992a) introduce the metric named word error rate (WER), which is a direct use of Levenshtein distance on evaluating machine translated texts. The Levenshtein distance always needs to delete and re-insert a "misplaced" word. In order to give higher similarity to those texts with misplaced but still well-placed words, the position-independent word error rate (PER) Tillmann et al., 1997 is designed to ignore word order when matching two texts. PER is adapted from Levenshtein distance in a way that two units are equivalent as long as they share the same bag-of-words. Another adaptation to the Levenshtein distance is to introduce a novel editing step that allows moving a substring Snover et al., 2006, whose representatives are the translation edit rate (TER), and CDER (Leusch, Ueffing, and Ney, 2006). An independent evolution of WER is proposed by Nießen et al. (2000) to compare one text with multiple possible references. In an improved version of TER (ITER, Panja and Naskar, 2018), words with the same stemming forms are considered equivalent.

Levenshtein distance and its adapted variants have been applied on character sequences as well, where the variants are called characTER (W. Wang et al., 2016) and Extended Edit Distance (EED, Stanchev, W. Wang, and Ney, 2019, corresponding to TER and CDER for word sequences (Sai, Mohankumar, and Khapra, 2022). Nevertheless, EED is not a clean adaptation from Levenshtein distance and should be part of section 2.5 schemes. EED normalises the distance with the sentence length of *each* unit individually, and thus impairs the symmetry of this

similarity scheme.

2.4 Similarity in Real Vector Spaces

This type of method has different names from different perspectives, but in fact the core is the same. If the similarity calculation based on set theory is to model a unit as a set, then here is to model a unit as a vector. This vector may sometimes called feature, embedding, high-dimension representation, etc. Similarity calculation between vectors can take advantage of numerous operations in real vector spaces.

In the following two sub-sections, we first discuss how similarity between vectors can be calculated, and then discuss how to represent a unit of natural language using a vector.

2.4.1 Similarity Formulae between Vectors

Converting something into a vector is not a secret skill in natural language processing (NLP), therefore computing the similarity between vectors is a more general problem with widespread applications in other fields such as computer vision. (Bär, Zesch, and Gurevych, 2015; Chandrasekaran and Mago, 2021; Sai, Mohankumar, and Khapra, 2022) looked at a number of formulae, some of which are standard operations in mathematics and others that only make sense when used to estimate "similarity". In this subsection, we select the most relevant content for presentation.

Similarity Given two vectors \mathbf{a} , \mathbf{b} , one of the most straightforward combinations is to compute their inner product $\langle \mathbf{a}, \mathbf{b} \rangle$. Then we can ignore the modulo of the vectors and just compute the angle cosine as follows,

$$\frac{\langle \mathbf{a}, \mathbf{b} \rangle}{|\mathbf{a}| |\mathbf{b}|}. \quad (2.13)$$

Besides normalising the inner product with product of modulo, Jaccard, Sørensen-Dice, and Overlap formulation for real vectors have also been widely used. Their respective formulae are

$$\begin{aligned} J(\mathbf{a}, \mathbf{b}) &= \frac{\langle \mathbf{a}, \mathbf{b} \rangle}{|\mathbf{a}|^2 + |\mathbf{b}|^2 - \langle \mathbf{a}, \mathbf{b} \rangle}, \\ S(\mathbf{a}, \mathbf{b}) &= \frac{2 \langle \mathbf{a}, \mathbf{b} \rangle}{|\mathbf{a}|^2 + |\mathbf{b}|^2}, \\ O(\mathbf{a}, \mathbf{b}) &= \frac{\langle \mathbf{a}, \mathbf{b} \rangle}{\min(|\mathbf{a}|^2, |\mathbf{b}|^2)}. \end{aligned} \quad (2.14)$$

Besides inner products, cross-covariance between vectors, from a statistics perspective, can act as "similarity". Usually, three types of bivariate analysis, also called correlations, are calculated: Pearson correlation (r), Kendall rank correlation (τ), and Spearman correlation (ρ). Pearson correlation is equal to the cosine of the angle between two vectors (Rummel, 1976). Kendall correlation and Spearman correlation are nonparametric tests that measure the strength of dependence and the degree of association between two vectors, respectively (Colwell and Gillett, 1982).

Dissimilarity The flip side of measuring similarity are the formulae for measuring dissimilarity, where "distance" is usually calculated. A distance is a nonnegative number assigned to every pair of vectors, in accord with the following three conditions:

$$\begin{aligned} d(\mathbf{a}, \mathbf{b}) &> d(\mathbf{a}, \mathbf{a}) = 0, \forall \mathbf{a}, \mathbf{b} \in V, \mathbf{a} \neq \mathbf{b} && \text{Minimality,} \\ d(\mathbf{a}, \mathbf{b}) &= d(\mathbf{b}, \mathbf{a}), \forall \mathbf{a}, \mathbf{b} \in V && \text{Symmetry,} \\ d(\mathbf{a}, \mathbf{b}) &\leq d(\mathbf{a}, \mathbf{c}) + d(\mathbf{c}, \mathbf{b}), \forall \mathbf{a}, \mathbf{b}, \mathbf{c} \in V && \text{The triangle inequality.} \end{aligned} \quad (2.15)$$

The most popular distance function is the Euclidean distance (L2 norm, $|\mathbf{a} - \mathbf{b}|$), which is differentiable and convex but not scale in-variant. Differences in measurement units can skew distances, and vector normalisation is often a remedy. Besides, if the vectors are normalised as $\langle \mathbf{a}, \mathbf{a} \rangle = \langle \mathbf{b}, \mathbf{b} \rangle = 1$, the Euclidean distance can be derived from the inner product as follows,

$$\frac{|\mathbf{a} - \mathbf{b}|^2}{2} = 1 - \langle \mathbf{a}, \mathbf{b} \rangle \quad (2.16)$$

Although widely used, Euclidean distance is not very good at measuring vectors in high-dimensional spaces, which is called the concentration of norm or the curse of dimensionality (Demartines, 1994; Beyer et al., 1999).

Often along with the L2 norm is the L1 norm ($\|\mathbf{a} - \mathbf{b}\|_1$, City Block, Manhattan, or taxicab distance). Unlike the L2 norm, the L1 norm is not the shortest path. Norms with other power p are called p -norm or Minkowski distance. As p approaches infinity, the p -norm approaches the infinity norm (maximum norm, or Chebyshev distance). The norm of each dimension can be multiplied by different weights, such as the Canberra distance for L1 norm and Chi-square distance for squared L2 norm (Jurman et al., 2009). Moreover, if vectors are represented as bit vectors, the L1 norm can be seen to be the same as Hamming distance (Phillips, 2013).

Besides calculating norms, distance can also be obtained from similarity directly. Cosine can be used to calculate cosine distance $1 - \langle \mathbf{a}, \mathbf{b} \rangle / (\|\mathbf{a}\| \|\mathbf{b}\|)$. Like cosine, cosine distance computes the difference in terms of directions and not magnitude. This is often useful in comparing high-dimensional vectors (Spruill, 2007). Cosine distance is sometimes called Pearson Correlation distance.

If the two vectors are regarded as two probability distributions, Kullback Leibler divergence (KL divergence, the relative entropy) measures how one probability distribution is different from a second. Kullback Leibler divergence is not symmetric, but averaging the KL divergence from the average of two vectors to each results in a symmetric divergence, called Jensen-Shannon divergence (Österreicher and Vajda, 2003), whose square root is often referred to as Jensen-Shannon distance.

2.4.2 Real Vector Representation of Expressions

Now that we know the means of measuring "similarity" between two real vectors. The rest of the journey is to represent each unit of natural language in a real vector, namely how the following function is instantiated,

$$v : \mathcal{U} \rightarrow \mathbb{R}^k, \quad (2.17)$$

where k is the dimension of the vector space, usually from tens to thousands. Different strategies of representation capture different information of a language unit. Usually, these

aspects include lexicon, syntax, style, semantics, pragmatics, etc.

Bär, Zesch, and Gurevych (2015) find that the "similarity" between two texts indeed comes from different dimensions and believe a thorough definition of these dimensions is the basis for text similarity calculation. They further argue that the three main feature dimensions associated with common tasks in NLP are content, structure, and style, and cite book of Gärdenfors (2000) acknowledging that dimensions in conceptual space are not completely independent.

However, the definitions of these dimensions themselves are ambiguous. For example, Bär, Zesch, and Gurevych believes that style refers to grammar, usage, mechanics, and lexical complexity, while Hickey (1993), in his article titled "Stylistics, Pragmatics and Pragmastylistics", suggests that these (stylistic) features are not imposed by the grammar of the language. Given this ambiguity, we employ a simple dichotomy in dimension: semantic or non-semantic. Next, we introduce methods to convert semantic features or non-semantic features into vectors, respectively.

Non-semantic Representation¹

Function word frequency Dinu and Popescu (2009) show that function word frequencies can well indicate authorship attribution. They compute feature vector for a text based on the frequencies of 70 function words identified by Mosteller and D. L. Wallace (2007).

TF-IDF model Term frequency-inverse document frequency (Luhn, 1957; Sparck Jones, 1988; Ramos et al., 2003) is a widely used vectorisation method. In the space it defines, each term in the vocabulary is an orthonormal basis. The modulo length of an orthonormal basis is determined by the product of two values: how many times a word appears in a document, and the logarithm of inverse document frequency of the word across a set of documents. Some variations of TF-IDF are taking n -grams as terms (Shahmirzadi, Lugowski, and Younge, 2019), or using time to increase the IDF (Kelly et al., 2021), where a term has a low IDF and high discrimination when it is first introduced, and the IDF decays as the term's usage increases.

¹They are further away from measuring semantics than the other, but still may be used to do so occasionally.

Consensus-based Image Description Evaluation (Vedantam, Lawrence Zitnick, and D. Parikh, 2015, CIDEr) weighs each n -gram in a sentence based on its frequency in the corpus and in the reference set of the particular instance, using TF-IDF.

It was first proposed in the context of image captioning where each image is accompanied by multiple reference captions. It is based on the premise that n -grams that are relevant to an image would occur frequently in its set of reference captions.

However, n -grams that appear frequently in the entire dataset (*i.e.*, in the reference captions of different images) are less likely to be informative/relevant and hence they are assigned a lower weight using inverse-document-frequency (IDF) term.

Word order Hatzivassiloglou, Klavans, and Eskin (1999) create a feature vector for each text, where each vector element corresponds to the word order of word pairs shared by the two texts. However, although vector representations are involved, each text can be represented in a different way when computing similarity with different texts. Therefore, we think this method should be classified as one in Section 2.5.

Semantic Representation

Bag of words As introduced in subsection 2.2.1, bag-of-words (BOW) was originally formulated in bag algebra. BOW ignores the order of words in the text and only cares about the number of times each word occurs. A BOW can be converted to a fixed-size vector representing the probability distribution of each word appearing in this text.

Latent Semantic Indexing (LSI) LSI (Deerwester et al., 1990) is also known as LSA (Lan-dauer and Dumais, 1997), which finds low-dimension vector representation of words or documents. In LSI, a document-term matrix is first built from a given set of documents and a set of vocabulary terms. The dimension of the matrix is number of documents times number of terms, and the matrix entries count occurrences of each term in each document. Then a reduced rank approximation, or truncated SVD (singular value decomposition) is found to reduce the matrix dimensions to the number of preset topics. Truncated SVD can be updated incrementally as new documents are added (Brand, 2002; Sarwar et al., 2002).

Hyperspace Analogue to Language (HAL) HAL (Lund and Burgess, 1996) is a computationally and conceptually simpler method that does not require SVD. HAL builds a word matching matrix that has rows and columns representing the words in the dictionary, and the elements of the matrix are filled with association strength values. Co-occurrence, or "strength of association," is often determined by whether two words appear within a certain window distance, or simply by the number of other word being in between. Determined by how many there are, in general, the association between words decreases as the number of separating words increases.

Latent Dirichlet allocation (LDA) LDA (Blei, A. Y. Ng, and Jordan, 2003) is a popular topic model for determining the set of potential topics associated with a set of documents, where the topic of the document rather than each word in the document is represented as a vector, reducing the dimensionality of the vector (Sinoara et al., 2019). Each document is usually represented as a BOW vector, which is then assigned a topic distribution through the generative process.

LDA can also be used with variants of BOW to improve the semantic coherence of topics, such as keeping only nouns, removing stop words, or restricting keywords to specific domains (Martin and Johnson, 2015; S. Yang and Haiyi Zhang, 2018; Nikolenko, Koltcov, and Koltsova, 2017). In the absence of word co-occurrences, LDA can be used with distributed word embeddings that capture semantic and syntactic correlations between words (W. Gao et al., 2019). It helps discover interpretable topics, even with large vocabularies containing rare words and stopwords (Dieng, Ruiz, and Blei, 2020; Dai, Bikdash, and B. Meyer, 2017). Domain-specific semantic relationships of words are useful in areas such as clinical predictive modelling (Bagheri et al., 2020). LDA can also be built on a conditional random field, two-layer bidirectional long short-term memory, or other neural network representations (W. Gao et al., 2019; Jansson and S. Liu, 2017; Bhat et al., 2020).

Although LDA is traditionally used for longer documents such as news articles and academic papers, LDA has also been applied to Twitter where each tweet is considered a document. To address the limitations caused by short texts such as tweets, researchers have used aggregation schemes where tweets by the same author or with the same terms, hashtags, posted time

are combined as one document (Hong and Davison, 2010; Mehrotra et al., 2013; Steinskog, Therkelsen, and Gambäck, 2017; W. Gao et al., 2019). W. X. Zhao et al. (2011) have also used LDA to study the differences between Twitter and New York Times in terms of the discussed topics and content, while Aiello et al. (2013) applied LDA for the purpose of trending topics detection in sports and politics, using different textual pre-processing steps. Similarly, researchers have modified LDA to capture the temporal nature of documents, such as the Topic over Time (TOT) algorithm (X. Wang and McCallum, 2006) for detecting topical trends over continuous time, and Temporal-LDA (Y. Wang, Agichtein, and Benzi, 2012) for modelling topics and their transitions in streaming documents. LDA has also been applied in various domains, such as urban analytics (Lansley and Longley, 2016; J. Wang et al., 2018), advertising/marketing (Yan Chen et al., 2013; Barry et al., 2018), diseases/medical (Missier et al., 2016; Shaynn-Ly Kwan and Hui Lim, 2020), climate sentiment measurement (Dahal, S. A. P. Kumar, and Li, 2019), communication research (Maier et al., 2018), and aspect-based product review (Jeong, Yoon, and J.-M. Lee, 2019).

Explicit Semantic Analysis (ESA) ESA (Gabrilovich and Markovitch, 2007) represents input text as weighted vectors of word concepts, called the "interpretation vectors." In ESA, each word gains its concept from the constantly updated Wikipedia which is applicable to various domains and languages. ESA uses TF-IDF to build the associated strength of a word with all words that appear in its Wikipedia page. Again, the words in the page have their own pages.

Dependency-based models In general, these approaches takes inductive dependency parsing ("Inductive Dependency Parsing" 2006) to convert the linear form language units in a corpus into trees.

Then the co-occurrence window (Agirre et al., 2009) or bag-of-words (Levy and Goldberg, 2014) can be applied according to syntactic context templates, considering preceding and succeeding nodes of a certain word in the dependency tree.

Tree Kernels Machine learning algorithms such as support vector machines (SVMs) use kernels to fit the similarity between language units (Shawe-Taylor and Cristianini, 2004). Kernels

find patterns in language units. Moschitti, Pighin, and Basili (2008) propose a tree kernel for language units considering the grammar of the language. Tree kernels usually identify sentence structures based on constituencies (Amir, Tanasescu, and Zighed, 2017) or dependencies. Syntactic tree kernel (Severyn, Nicosia, and Moschitti, 2013), partial tree kernel (Moschitti, 2006; M. Collins and Duffy, 2002) have been used encode a sentence. Multiple well-performing kernels can be further linearly combined (Bär, Biemann, et al., 2012; Šarić et al., 2012). The byproducts from parsing, such as named entities, part of speech tags, can also be formatted into vectors whose cosine can be then calculated.

Word-Alignment models Word-Alignment models calculate the semantic similarity of sentences based on their alignment over a large corpus (Sultan, Bethard, and Sumner, 2014; Kajiwara and Komachi, 2016; Cer, Diab, et al., 2017).

The second, third, and fifth positions in SemEval tasks 2015 were secured by methods based on word alignment. The unsupervised method which was in the fifth place implemented the word alignment technique based on Paraphrase Database (PPDB) (Ganitkevitch, Van Durme, and Callison-Burch, 2013).

The system calculates the semantic similarity between two sentences as a proportion of the aligned context words in the sentences over the total words in both the sentences. The supervised methods which were at the second and third place used word2vec to obtain the alignment of the words.

In the first method, a sentence vector is formed by computing the "component-wise average" of the words in the sentence, and the cosine similarity between these sentence vectors is used as a measure of semantic similarity. The second supervised method takes into account only those words that have a contextual semantic similarity (Sultan, Bethard, and Sumner, 2015).

Word2Vec Vector representation for words gets a leap when Tomáš Mikolov et al. (2013) propose Word2Vec (W2V), based on the assumptions that words with similar meanings tend to appear in similar contexts. A shallow neural network is trained to capture information from the context of other words surrounding a given word to predict a vector, which is believed to preserve

latent linguistic relationships (Schnabel et al., 2015) and semantic similarity (Tomas Mikolov, Yih, and Zweig, 2013) between words.

Specifically, W2V is a three-layer shallow neural network. Given Context window size, the W2V algorithm has two forms, namely continuous bag-of-words and skip-gram. The former trains a neural model to predict the probability of a center word given each of its context word. The latter takes a reversed manner, training a model to predict context words given the center word. The model is trained with a large corpus, where probability prediction relying on softmax is computational expensive. Two efficient alternatives to softmax are hierarchical softmax and negative sampling (Tomas Mikolov, Sutskever, et al., 2013), although it may fall short in polysemy (Camacho-Collados and Pilehvar, 2018).

GloVe While also taking distributional semantics, GloVe globally builds a global word co-occurrence matrix on a corpus (Pennington, Socher, and C. Manning, 2014). It also builds context window co-occurrence matrices such that the GloVe loss function minimises the least-square distance between the context window co-occurrence values and the global co-occurrence values (Lastra-Díaz, Goikoetxea, et al., 2019). The vector that represents the global co-occurrence matrix is thus representation the word.

FastText Texts in corpus are tokenised in characters, and the character representation training takes skip-gram approach (Bojanowski et al., 2017). Each word can then be represented as a collection of character n-grams, and its embedding is the average of its character embeddings. FastText learns to account for the morphological structure of the word and efficient in handling out-of-the-vocabulary words with their characters or subunits.

Document embedding The vectors at sentence or document level can be obtained from word vectors (Sai, Mohankumar, and Khapra, 2022; Landauer and Dumais, 1997), including taking an average of the word vectors or the dimension-wise max/min (Vector Extrema, Forgues et al., 2014). Simple averaging gives equal weights to important and unimportant words; taking the extreme values along each dimension may help ignore the common words and prioritise

informative words; more information may be preserved by assigning TF-IDF as weights in averaging.

Many researchers have extended the word2vec model to propose a context vector (Melamud, Goldberger, and Dagan, 2016), a dictionary vector (Tissier, Gravier, and Habrard, 2017), a sentence vector (Pagliardini, P. Gupta, and Jaggi, 2018) a paragraph vector (Le and Tomas Mikolov, 2014), and a document vector (D2V, Tomas Mikolov, Sutskever, et al., 2013).

2.5 Similarity as Weighted Edges of A Complete Graph

While set theory and real vector spaces provide a reasonable basis for similarity formalisation, some similarity measures are not designed to represent linguistic units in some form, such as sets, bags, or vectors. Instead, these methods focus on bivariate mapping from two units to real-valued scales.

For any two linguistic units, there is one of two similarity values that connect them. If this value is symmetric, we assume that these units form the vertices of a complete graph, while the values are the edges in between. If this value is asymmetric, we assume that these units form vertices of a complete digraph, while the values are the edges in between.

2.5.1 Undirected Graph

Measuring similarity between two language units has been challenging for long and various methods emerge over the years. In this (sub)section, we describe the representative one in a rough chronological order to understand how purely bivariate similarity schemes evolve over years. Early works focus more on analysing specific knowledge sources of concepts while more recent methods take advantage of distributional semantics assumption, stronger computing resources, and pretrained contextualised embeddings.

Ontology Measures

Knowledge bases are very useful in early days in terms of delivering the human annotated meaning of terms, structure semantic relationships in between (Sánchez, Batet, Isern, and Valls,

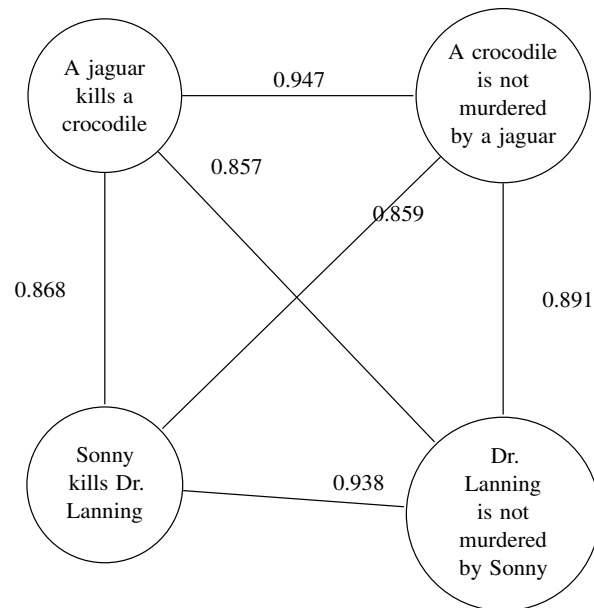


FIGURE 2.2: The edge between each two vertices has a weight, indicating the similarity score between the two vertices. The graph is undirected, such that this bivariate function is symmetric.

2012).

They compute the similarity between two terms based on information derived from at least one underlying knowledge source such as ontology/lexical databases, thesauri, dictionaries, taxonomies, etc. A few widely used lexical databases are WordNet (George A. Miller, 1995; G. Zhu and Iglesias, 2017) Wiktionary², Wikipedia³, and BabelNet (Navigli and Ponzetto, 2012). DBPedia (Bizer et al., 2009) These methods are also known as edge counting (Martinez-Gil, 2014) or knowledge-based methods (Chandrasekaran and Mago, 2021).

These methods are often accompanied by information content indices (IC). Words with higher IC values are more specific (G. Zhu and Iglesias, 2017).

For any two terms A, B in ontology, the general form of existing similarity formulae using ontology and IC can be described as

$$s(A, B) = \frac{1}{1 + IC_1(A, B) \cdot k^{IC_2(A, B)}} \quad (2.18)$$

where k is a hyperparameter to be tuned for different IC calculations (Hoffart et al., 2013).

²<https://en.wiktionary.org>

³<http://www.wikipedia.org>

One way to calculate IC is using the intrinsic structure of the ontology (Sánchez, Batet, and Isern, 2011). The assumption is that the ontology is constructed in a meaningful way. J.-B. Gao, B.-W. Zhang, and X.-H. Chen (2015) estimate the semantic similarity between two terms by using the depth of their subsumer in WordNet synset tree. A deeper position in the tree indicates more specific meaning, and therefore higher IC.

Apart from intrinsic IC values, corpus IC has also been explored and believed to correlated better with similarity in gold standard datasets. Usually IDF, as described in section 2.5 is used to measure IC (Sánchez and Batet, 2013). For example, semantic similarity between two terms can be directly estimated through the IC of their shared subsumer (least common subsumer, or hypernym) (Resnik, 1995), the ratio of the IC of their shared subsumer and the average IC of two terms (D. Lin, 1998), or subtracting the IC of their shared subsumer from the average IC of two terms⁴(J. J. Jiang and Conrath, 1997). IC based on corpora tends to be language and domain independent (Altinel and Ganiz, 2018). However, these values consider less the human-annotated meaning of the words, and an ideal clean corpus is still hard to be clearly built (Raffel et al., 2019)

Multiple ontologies are sometimes combined to calculate the relationship among terms that are scattered in several ontologies (Rodriguez and Egenhofer, 2003). Some resources like Wikipedia can be both used as a structured taxonomy as well as a corpus to provide IC (Y. Jiang, Bai, et al., 2017).

Underlying knowledge well handles the most common ambiguities such as synonyms, idioms, and phrases. Ontology methods are hardly applied to measure similarity/dissimilarity between longer units like sentences or documents, as ontologies are usually for words or tokens. But, they can be extended with aggregation rules to compute sentence similarity (M. C. Lee, 2011; Lastra-Díaz, García-Serrano, et al., 2017).

Normalised Google Distance (NGD)

Frequent patterns in text fragments such as those indexed by web search engines also contain information for finding similarities

⁴This is a dissimilarity measure.

NGD measures the probability of co-occurrence of two terms on the Web to estimate the similarity between the two terms Cilibrasi and Vitanyi, 2007. The probability of a particular term is determined by the ratio of the number of pages associated with that term to the total number of pages, both numbers returned by a search on the Google engine. Therefore, the joint probability of two terms is derived as the ratio between the number of pages containing both terms and the total number of web pages. It is based on the assumption that if two words are more related, they appear together more frequently in web pages. For two terms A, B , NGD calculates as follows.

$$NGD(A, B) = \frac{\max(\log g(A), \log g(B)) - \log g(A, B)}{\log G - \min(\log g(A), \log g(B))} \quad (2.19)$$

where function $g(\cdot)$ returns the number of returned related pages by searching Google engine, and G represent the total number of web pages. NGD is sometimes believed to measure semantic relatedness rather than semantic similarity because occurring words in web pages may have opposite meaning. But, as antonyms may contain similarity as well we include NGD in this section (Bollegala, Matsuo, and Ishizuka, 2007; Martinez-Gil, 2014).

Apart from the ratio between numbers of pages, joint probability has been computed by pointwise mutual information (PMI), Dice, Overlap, or Jaccard index (Bollegala, Matsuo, and Ishizuka, 2007; Martinez-Gil, 2014).

Lexico-syntactic patterns

Bollegala, Matsuo, and Ishizuka (2007) use regular expressions between two terms to estimate their semantic similarity. In the websites, two terms can co-occur with certain regular expressions. Such expressions are considered to indicate semantic similarity between the two terms. A support vector machine (SVM) is used to determine if the connection between two words are of synonymous or not. This is trained using gold synonyms.

Early Composite methods

As opposed to non-composite methods, composite methods explicitly describes how the atomic similarity among tokens or pre-defined heuristic-based features contributes to the overall similarity of longer units.

A large portion of composite methods in early days come from the context-free metrics to evaluate "how close two sentences are" to each other (Papineni et al., 2002). The units being compared are usually first represented as bags of words or n -grams. The overlap is then used to compute a (series of) similarity scores between units. Unlike the methods presented in Section 2.3, composite methods typically use more NLP-specific operations than basic operations in set theory when computing similarity. Notably, although these context-free metrics are believed to "check the similarity" between the units (Sai, Mohankumar, and Khapra, 2022), they are sometimes overlooked by the textual similarity community (Chandrasekaran and Mago, 2021).

General Text Matcher (GTM) GTM tries to match two string of words. Unlike the LCS, GTM does not require a subsequence to be found in both units under comparison (Turian, Shen, and Melamed, 2003). Instead, it takes the concept of "maximum matching" from graph theory (Cormen et al., 2009). A matching is a sub-bag between two units, but they are clustered to form longer substrings in the original sequences. The maximum match size (MMS) is the size of the sub-bag shared by the two units, equivalent to the sum of all substrings. F-measure, harmonic mean of precision and recall, between two language units. The calculation has been so far both symmetric, and can be seen as with a *bag* representation. However, GTM further uses the term below to reward longer matched substrings.

$$\left(\sum_{s \in \text{all substrings}} |s|^p \right)^{1/p}, p > 0 \quad (2.20)$$

Specifically when $p = 1$, GTM is equivalent to Jaccard index on bags, and equivalent to ROUGE-1 described below.

Recall-Oriented Understudy for Gisting Evaluation (ROUGE) It is a combination of variants used to measure relatively long language units formed with unigrams or words. It measures the number of overlapping n -grams (ROUGE-N), LCS between two string of words (ROUGE-L), etc (C.-Y. Lin, 2004). Particularly, when F-measures of ROUGE-N are taken (See, P. J. Liu, and Christopher D. Manning, 2017), ROUGE is a symmetric metric.

ROUGE-N between two language units equals to the Jaccard index on the n -gram bags from the two units. ROUGE-L measures the ratio between the LCS between a pair of units over the length sum of the pair (Cormen et al., 2009). Thus, ROUGE-L can be considered as a kind of F-measure as well.

There are more sub-variant of ROUGE, such as ROUGE-W and ROUGE-S. ROUGE-W adds gap-penalty weights to LCS matching to reward longer substrings. ROUGE-S uses unigram order co-occurrence matching, where S stands for skip-bigram, a pair of words in the same sentence order, with arbitrary words in between. ROUGE-S also takes a F-measure.

ROUGE variants were originally proposed for comparing the similarity between outputs and references of automatic summarization, but have been adopted for other NLG tasks. Due to the number of sub-variants, ROUGE overall does not take any representation among set, sequence, or real vector. It is essentially a lexical similarity measure (L. Han, 2016). When every sub-variants takes F-measure, ROUGE is symmetric, although it was initially proposed as *recall oriented*, which is asymmetric.

Word Order As already seen in ROUGE-S, the correct word order is very important. However, the diversity of languages also allows for different appearances or structures of sentences. Its essence is how penalty is *only* given to wrong word order that misstructure sentences. Many word-order involved schemes exist, ATEC features the explicit assessment of word order and word choice in terms of characteristic forms at various linguistic levels, including surface form, stem, sound and sense, and further by weighing the informativeness of each word (B. Wong and Kit, 2009) .

Some word order schemes are often accompanied with measuring n -gram matching or sentence length as well, such as PORT (B. Chen, Kuhn, and Larkin, 2012) and LEPOR (A. L. F. Han, D. F. Wong, and Chao, 2012; A. L.-F. Han et al., 2014). They are usually considered as symmetric lexical similarity measures.

MEANT MEANT considers both the structure and semantics of the sentences (C.-k. Lo and D. Wu, 2011; C.-k. Lo, Tumuluru, and D. Wu, 2012; C.-k. Lo and D. Wu, 2012; C.-k. Lo, Beloucif, et al., 2014). It leverages semantic role labelling (shallow semantic parsing) to

assign the agent/act/patient labels to words or phrases in a sentence. MEANT then calculated a weighted F-score computed according to the semantic roles of each token. It starts from matching maximum weighted tokens, usually predicates, based on lexical similarities. The lexical similarity can be obtained from word vectors (Dagan, Marcus, and Markovitch, 1993; Dagan, 1999), or any other lexical similarity listed in sections above.

The 2.0 version of MEANT further weighs the amount of content in each word by IDF (C.-k. Lo, 2017). The aggregation on n -gram lexical similarities also considers word order instead of only relying on BOW of phrases. Other variants, like YiSi (C.-k. Lo, 2019) replace (non-contextualised) word embeddings like word2vec with contextualised word embeddings from BERT.

Greedy Embedding Matching When the language units are taken as sequences of vectors, the similarity between token vectors can accumulate to compute the similarity of two units. Greedy matching finds the closest vectors in two units based on their cosine similarity (Rus and Lintean, 2012). Then the token similarity can be average to get an overall similarity from one to the other. So far greedy matching is not symmetric, therefore the process is usually repeated in the reverse to attain symmetry. Formally, for language units A and B

$$s(A, B) = \frac{1}{2} \left(\frac{1}{|A|} \sum_{\mathbf{a} \in A} \max_{\mathbf{b} \in B} \langle \mathbf{a}, \mathbf{b} \rangle + \frac{1}{|B|} \sum_{\mathbf{b} \in B} \max_{\mathbf{a} \in A} \langle \mathbf{a}, \mathbf{b} \rangle \right) \quad (2.21)$$

Word Mover-Distance (WMD) WMD measures dissimilarity between two documents by computing the minimum cumulative distance between the embeddings of their words (Kusner et al., 2015). WMD uses optimal matching rather than greedy matching, based on the l_2 -norm of the embedding difference between two words.

In WMD, each language unit is first converted into a normalised BOW vector with length $|\mathcal{V}|$, where \mathcal{V} stands for the vocabulary. With two normalised BOW vectors, WMD measures the total

distance of "moving" one to the other. A constrained optimisation problem is thus formulated as

$$\begin{aligned}
 d(\mathbf{a}, \mathbf{b}) = \min_T & \sum_{i=1}^{|\mathcal{V}|} \sum_{j=1}^{|\mathcal{V}|} T_{ij} \cdot \|\mathbf{e}_i - \mathbf{e}_j\|_2 \\
 \text{s.t.} & \sum_{j=1}^{|\mathcal{V}|} T_{ij} = a_i, \forall i = 1, 2, \dots, |\mathcal{V}| \\
 & \sum_{i=1}^{|\mathcal{V}|} T_{ij} = b_j, \forall j = 1, 2, \dots, |\mathcal{V}|
 \end{aligned} \tag{2.22}$$

where a_i stands for the normalised occurrence of i^{th} word in the vocabulary in language unit \mathbf{a} , and the same is applied to \mathbf{b} . \mathbf{e}_i stands for the word embedding of i^{th} word in the vocabulary.

WMD is a symmetric scheme and often used to measure the similarity between language generation outputs and references (Kilickaya et al., 2017).

WMD can be modified to account for word orders by either explicitly add a fragmentation penalty (WMD-O, Chow, Specia, and Madhyastha, 2019) or replace the l2-norm with a customised symmetric function (WE-WPI, (Echizen'ya, Araki, and Hovy, 2019)).

Composite methods with Contextualised Embedding

The positioning of contextualised embeddings is somewhat tricky to pin down. It is indeed an upgraded version of word embeddings, but a word is not always mapped to a vector. A longer unit does have a fixed mapping, but its form is not a vector, but a sequence of vectors. A vector can be obtained by simply taking the maximum or averaging, but this is sometimes not done. On the other hand, some methods of similarity measure are to directly use the sequence formed by this vector.

In constructing contextualised word embeddings, the embedding of a word depends on the context in which it is used. This approach aims to solve the disambiguation in polysemy words and in effect enhance the tasks in NLP that use embeddings. These contextualised embeddings are either based on recurrent neural networks (RNN) or transformers (Vaswani et al., 2017). Transformers models and RNN take two routes in processing sequential data. Particularly, transformers combine multi-level feed-forward neural networks with attention components.

Some popular examples of such contextualised embeddings include ElMo (Peters et al., 2018), BERT (Devlin et al., 2019), ERNIE (Y. Sun et al., 2020) and XLNet (Z. Yang et al., 2019). A number of variations of BERT models were proposed based on the corpus used to train the model and by optimising the computational resources Z. Lan et al. (2020), Jiao et al. (2020), Yinhan Liu et al. (2019), and Sanh et al. (2019). Another variation of BERT is to focus on domain-specific corpus training (Beltagy, K. Lo, and Cohan, 2019). Raffel et al. (2019).

Pretrained contextualised embeddings show great potential in various NLP tasks, and many similarity schemes take advantage of contextualised embeddings. Here, we only introduce schemes that utilise off-the-shelf embeddings, not those that fine-tune RNNs or transformers. These schemes are sometimes called "untrained" (Sai, Mohankumar, and Khapra, 2022).

BERTscore (T. Zhang et al., 2019) measures soft overlap between two token-aligned texts, by selecting alignments, BERTScore returns the maximum cosine similarity between contextual BERT (Devlin et al., 2019) embeddings. Cosine is obtained between each token in one language unit and each token in the other unit. Then greedy matching is taken and finally an F1-score is calculated.

$$\begin{aligned}
 Recall(A, B) &= \frac{1}{|A|} \sum_{\mathbf{a} \in A} \max_{\mathbf{b} \in B} \langle \mathbf{a}, \mathbf{b} \rangle \\
 Precision(A, B) &= \frac{1}{|B|} \sum_{\mathbf{b} \in B} \max_{\mathbf{a} \in A} \langle \mathbf{a}, \mathbf{b} \rangle \\
 s(A, B) &= 2 \cdot \frac{Recall(A, B) \cdot Precision(A, B)}{Recall(A, B) + Precision(A, B)}
 \end{aligned} \tag{2.23}$$

T. Zhang et al. (2019) believe that BERTScore correlates better with human judgements in evaluating outputs from the NLG tasks like image captioning and machine translation. BERT_r, only the recall part of BERTScore, is sometimes also believed to work well Mathur, Baldwin, and Cohn (2019). BERT_r is not symmetric, only recall is considered.

MoverScore MoverScore can be seen as taking the complicated part from both BERTScore and WMD (W. Zhao et al., 2019). It uses contextualised embeddings to compute the minimum cumulative distance from two language units. Compared with BERTscore, MoverScore allows

partial matching and formulates a constrained optimisation to find the best matching. Compared with WMD, MoverScore uses contextualised word embeddings.

Tuned Regression Models

The similarity estimate is a regression task and it may rely on human annotated similarity scores to help improve the model. With the human annotated similarity between language units, various machine learning techniques such as linear regression, SVM, deep neural networks can be used.

I believe this category is the most flexible similarity model framework. First, it does not require any prior knowledge about why two units are similar, which is often required in other classes of schemes. Instead, the only requirement is a parallel dataset containing language unit pairs and similarity scores. Second, there are rich existing features that can be used as input, such as WMD, NGD, etc., and the permutation of these inputs can breed a large number of regression model variants. Third, the flexibility of neural networks allows learning of similarities directly from tokenised language units, which accelerates the growth of scheme diversity. Therefore, we will only be able to cover representative ones, rather than going through all variants that may not differ significantly.

Grid search with bagging Q-Metrics (Nema and Khapra, 2018) focus on improving existing n -gram measures like ROUGE to better correlate with human annotated scores. It is believed that some words in a language unit carry more information than the other and therefore n -grams can be grouped separately. For each group the n -gram precision and recall are computed and they are averaged with weights to obtain overall precision and recall, whose harmonic mean yields an F-score $s_F(A, B)$. The overall Q-Metric is given as follows

$$Q\text{-Metric} = k \cdot s_F(A, B) + (1 - k) \cdot m \quad (2.24)$$

where m is one metric of BLEU (Papineni et al., 2002), NIST (Doddington, 2002), METEOR (Banerjee and Lavie, 2005), or ROUGE (C.-Y. Lin, 2004). The weights in s_F and k are tuned using grid search and bagging to find the best values that maximise correlation with human scores.

Better Evaluation as Ranking (BEER) The most straightforward option is to find a linear regression model that combines the heuristic-based features. BEER is a linear regression model of several features derived from two language units (Stanojević and Sima'an, 2014a; Stanojević and Sima'an, 2014b). Here, features are functions or properties of two language units. These features could be statistical measures such as n -gram precision, recall or even other schemes ROUGE. BEER's input features include precision, recall and F1-score on word unigrams and character n -grams, as well as word order information based on permutation trees (Hao Zhang and Gildea, 2007). Unigram statistics are computed separately for function words and content words and for the entire word set.

For any (phrase or longer) language units A, B , the BEER model is a linear combination of the input features as follows.

$$s(A, B) = \sum_{i \in \text{all features}} W_i \cdot s_i(A, B) \quad (2.25)$$

where W_i is the learnt model weight for each feature $s_i(A, B)$.

Enhanced Sequential Inference Model (ESIM) In ESIM (Q. Chen et al., 2017; Mathur, Baldwin, and Cohn, 2019), sentence embedding with Bi-LSTM is obtained for each language unit, where the sentence embedding is obtained from a concatenation of average and maximal value of each token embedding. Then a two-layer neural network is used to obtain the similarity value, as seen below:

$$s(A, B) = \sigma(\mathbf{u} \cdot \text{ReLU}(\mathbf{W}(\mathbf{e}_A \uparrow \mathbf{e}_B) + \mathbf{b}) + c) \quad (2.26)$$

where \mathbf{u} , \mathbf{W} , \mathbf{b} and c are learnt parameters, and sigmoid (σ) and rectified linear unit (ReLU) functions are element-wise functions, given as below,

$$\sigma(x) = \frac{1}{1 + e^{-x}} \quad (2.27)$$

$$\text{ReLU}(\mathbf{x}) = [\dots, \max(0, x_i), \dots]^T, \forall i = 1, 2, \dots, N; \mathbf{x} \in \mathbb{R}^N.$$

Neural Network Methods in General Semantic similarity methods have exploited the recent developments in neural networks to enhance performance. A neural network is a combination of linear combinations and non-linear activation functions such as the hyperbolic tangent function. Fitting a neural network to dataset requires gradient descent algorithm and automatic gradient back propagation as an numerical approximation.

The most widely used techniques include feed-forward neural network (Sharif, White, Bennamoun, and Ali Shah, 2018; Sharif, White, Bennamoun, and Shah, 2018), convolutional neural networks (CNN, Z. Wang, Mi, and Ittycheriah, 2016; Shao, 2017), long short term memory (LSTM, Tien et al., 2019; Tai, Socher, and Christopher D. Manning, 2015), Bidirectional long short term memory (Bi-LSTM, He and J. Lin, 2016; Bahdanau, Cho, and Bengio, 2015; A. M. Rush, Chopra, and Weston, 2015), decomposable attention model (DAM, A. Parikh et al., 2016; Lopez-Gazpio et al., 2019).

Recent progress with transformer models has led to improvements in semantic similarity measurement (Vaswani et al., 2017; Jiao et al., 2020; Shimanaka, Kajiwara, and Komachi, 2019; Kane et al., 2020). The performance of the models is improved by the use of a larger corpus, which again stresses the importance of building an ideal corpus.

Most deep learning models are black-box models, and it is difficult to ascertain the features for which performance is achieved, making them difficult to interpret, unlike corpus-based methods with strong mathematical underpinnings will be. This also leads to the fact that these neural networks schemes are not symmetric measures at birth, because the output regression can be unpredictable. some schemes such as DAM was even originally proposed for entailment determination (introduced below). However, simple symmetric modification can be applied as follows,

$$s(A, B) = \frac{1}{2} (s_{\text{neural network}}(A, B) + s_{\text{neural network}}(B, A)) \quad (2.28)$$

Depending on whether a symmetric approach is taken, these neural-network method can be symmetric or asymmetric.

Many fields that deal with sensitive data are hesitant to use deep neural network-based methods because they are not easily understood (Chandrasekaran and Mago, 2021).

Regressor Using Sentence Embeddings (RUSE) RUSE is a regression model that considers three pre-trained sentence embeddings (Shimnaka, Kajiwara, and Komachi, 2018). The three sentence embeddings, InferSent (Conneau et al., 2017), Quick-Thought (Logeswaran and H. Lee, 2018), and Universal Sentence Encoder (Cer, Y. Yang, S. Kong, et al., 2018; Cer, Y. Yang, S.-y. Kong, et al., 2018), are concatenated to form a longer sentence embedding for each sentence. A multi-layer perceptron regressor (MLP, Pedregosa et al., 2011) similar to the one in equation 2.26 predicts the RUSE score by taking the sentence embeddings as input, as seen below.

$$s(\mathbf{a}, \mathbf{b}) = MLP\left(\mathbf{a} \parallel \mathbf{b} \parallel [|\mathbf{a} - \mathbf{b}|_2, \langle \mathbf{a}, \mathbf{b} \rangle]^T\right). \quad (2.29)$$

SIMILE

This measure has two parts: the cosine similarity between sentence embeddings to better compare two sentences, and a length penalty (LP) to prevent word repetitions (Wieting, Berg-Kirkpatrick, et al., 2019). For two sentence A and B , LP is given as follows,

$$LP(A, B) = \exp\left(1 - \frac{\max(|A|, |B|)}{\min(|A|, |B|)}\right) \quad (2.30)$$

Together with the sentence embedding \mathbf{a}, \mathbf{b} for A, B respectively, SIMILE is given as,

$$s(A, B) = LP(A, B)^k \langle \mathbf{a}, \mathbf{b} \rangle \quad (2.31)$$

where k is a coefficient to balance the two parts.

2.5.2 Directed Graph

Some bivariate similarity functions are not symmetric, and the order or permutation of the two arguments to the function makes a difference. Such relations can be represented in a directed complete graph, also known as complete digraph, where all edges are directed, as seen in figure 2.3. We list these asymmetric measures below.

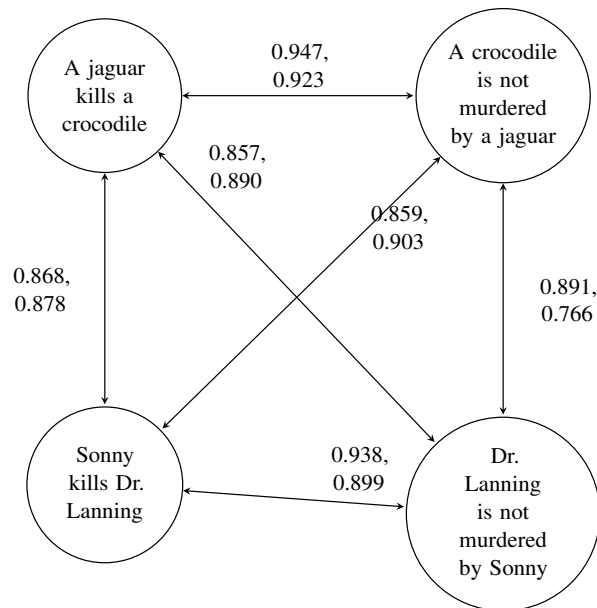


FIGURE 2.3: In a complete digraph, between each two vertices there are two edges. Both edges have directions, with possibly different weights. The bivariate similarity function is not symmetric.

Bilingual Evaluation Understudy (BLEU) BLEU consists of two parts, a *precision*-based bag semantic measure that computes the n -gram overlap between two language units, and a brevity penalty term that penalises very short sentences (Papineni et al., 2002). This is because BLEU is used to evaluate the output of machine translation, and short but meaningless sentences need to be avoided. In a stricter sense, BLEU is not a similarity measure, since the brevity penalty is imposed unilaterally on one of the two units. However, Papineni et al. (2002) explicitly mentioned that this metric estimates the "closeness of two sentences", which is why I added it here.

Metric for Evaluation of Translation with Explicit Ordering (METEOR)

METEOR (Banerjee and Lavie, 2005) measures overlapping unigrams, equating a unigram with its stemmed form, synonyms, and paraphrases. This is believed to mitigate two drawbacks of BLEU (Papineni et al., 2002), namely recall not being considered and exact n -gram matching only. Therefore, METEOR is designed as an F-measure scheme and relaxes matching criteria, where it first tries to match exact uni-grams, then stemmed-words, and eventually the synonyms.

This is an asymmetrically parameterised F-score, as follows.

$$F = \frac{Precision \cdot Recall}{0.1 \cdot Precision + 0.9 \cdot Recall} \quad (2.32)$$

Complementary to the property that METEOR only matches uni-grams, as opposed to n -gram matches, is a penalising term to reward longer consecutive matches. Despite the effectiveness of this term, it excludes METEOR from the scope of schemes with abstract representation.

ChrF

Language can be tokenised not only in words but in sub-words or even characters as well. Character-based metrics is believed to better capture morphological information among words (W. Wang et al., 2016; Popović, 2015). Popović (2015) propose chrF, which happens to be an asymmetric measure. Essentially, chrF follows bag semantics on character level, but gives different weights to precision and recall.

The final chrF score is then computed as:

$$chrF_{\beta} = (1 + \beta^2) \frac{Precision \cdot Recall}{\beta^2 \cdot Precision + Recall} \quad (2.33)$$

where the value of β indicates that recall is given β times more weightage than precision. Character-level measures are not necessarily asymmetric.

BLEURT

A linear regression model, when helped by a large number of signals, achieves the state-of-the-art performance in measuring similarity between outputs and references in machine translation (Selam, Das, and A. Parikh, 2020).

Essentially, BLEURT is a BERT model, retrained using several flags and signals. First sentence pairs are synthesised by perturbing Wikipedia sentences via mask-filling with BERT, back-translation or randomly dropping words. Next, the signals are provided, including several schemes discussed above, namely BLEU, ROUGE, and BERTscore. The signals also include a flag indicating how the synthesised sentence has been perturbed, and textual entailment signal

predicted by a off-the-shelf entailment predicting model. Then, a BERT model is fine-tuned using least square error loss as follows.

$$loss = \frac{1}{N} \sum_{n=1}^N |y_i - \hat{y}|^2 \quad (2.34)$$

The fine-tuned BERT model, known as BLEURT now, takes sentence pairs as input and outputs contextualised token embeddings as other BERT models do. A linear layer $((\mathbf{u}, c))$ is used to predict the regression number, as seen below.

$$s(A, B) = \hat{y} = \mathbf{u} \cdot \mathbf{e}_{A+B} + c. \quad (2.35)$$

Textual Inference

As seen above, entailment or inference information can help estimate similarity. Uncertain entailment, as proposed by T. Chen et al. (2020), essentially works as conditional probability between two statement A and B , one-directional similarity can thus be:

$$s(A, B) = P(A|B) \quad (2.36)$$

where $P(A|B)$ is the likelihood of statement A holds, given that statement B holds.

2.6 Evaluation of Similarity Schemes

In this section, we discuss how humans evaluate various similarity computation methods. For this purpose, one of the most widely used methods is to calculate the correlation between the numerical value given by a program and the subjective judgment of humans, which is also called intrinsic evaluation (Bär, Zesch, and Gurevych, 2015). Commonly used correlation measures are Pearson correlation (r), Spearman's correlation (ρ), and Kendall's τ index (Sai, Mohankumar, and Khapra, 2022). Each of the three correlation indices plays two roles: for example the Pearson correlation itself can be used to measure the similarity between real-vector formed language

units, and the numerical distribution given by a similarity scheme can be again compared with the human judgment scale to calculate a similarity.

Because of this recursive property, sometimes we find poor correlation of the scales reported by a similarity scheme with direct human judgements (Stent, Marge, and Singhai, 2005), though it is uncertain which part of "similarity measurement" goes wrong.

In addition to correlation, other aspects like interpretability (Y. Zhang, Vogel, and Waibel, 2004; Callison-Burch, Osborne, and Koehn, 2006) or adaptability (Reiter, 2018; Nema and Khapra, 2018; C.-W. Liu et al., 2016; Kilickaya et al., 2017) have been studied in various previous works and found to be in need of improvement.

The complexity of languages is challenging to model with all its nuances. One similarity scheme is difficult to account for all required or related nuances (Kryscinski et al., 2019; Wiseman, Shieber, and A. Rush, 2017; C.-W. Liu et al., 2016; Sai, M. D. Gupta, et al., 2019), for example, consistency of fact and style can be very different characteristics. The purpose of this thesis is indeed to work towards a scheme that captures more nuanced similarities.

Chapter 3

Topic Modelling with Word Vector Representations

Expression similarity can be used to cluster topics. "Similar" expressions are grouped in the same topic cluster, while "disimilar" expressions are grouped in different topic clusters. The study of similarity schemes in this chapter focuses on one of their applications, topic modelling, and it turns out that these similarities are fairly useful.

3.1 Introduction

Twitter is a popular microblogging service with a high volume of 500 million tweets posted each day (Statistics, 2016). Microblogging services such as Twitter offer a range of topics from basic and popular (e.g., movies, television, music, entertainment) to niche and specialised topics such as politics, religion and current affairs. The ability to detect and understand discussions on these topics can be used for a variety of purposes, such as understanding general sentiment and trends on these topics, as well as recommending accurate and up-to-date content. However, due to the high volume and high frequency of tweets, it is difficult for users to understand the topics discussed in these tweets (Shamanth Kumar, Morstatter, and H. Liu, 2014; Nettleton, 2013).

A popular approach is to utilise topic modelling algorithms to automatically detect the topics discussed in a set of traditional text-based documents, such as news articles, academic papers, etc. In such algorithms, the output is a set of keywords denoting the topics that are relevant to each document. Examples of topic modelling algorithms are the original Latent Semantic

Analysis (Deerwester et al., 1990; Landauer and Dumais, 1997), Probabilistic Latent Semantic Analysis (Hofmann, 1999) and latent Dirichlet allocation (Blei, A. Y. Ng, and Jordan, 2003). These algorithms were developed mainly for topic modelling on traditional and large documents such as news articles or papers (De Smet and Moens, 2009; Jacobi, Atteveldt, and Welbers, 2016).

The advent of microblogging services has led to the widespread use of short documents (*i.e.*, tweets) in social media, which traditional topic modelling algorithms do not work well on. In response, various researchers have proposed variants of these traditional topic models, based on various types of aggregation schemes to combine a set of tweets as larger documents (Hong and Davison, 2010; Mehrotra et al., 2013). While latent Dirichlet allocation and its variant have been shown to model topics well for traditional documents, the number of topics needs to be defined in advance and they do not account for the syntactic structure of sentences. To overcome these limitations, Lim, Karunasekera, and Harwood, 2017 introduce a topic modelling algorithm that is able to automatically determine the appropriate number of topics.

Today, we are looking into whether newer similarity schemes can improve the performance of a community detection method for topic modelling. In this study, I use embeddings to calculate the similarity between words. Multiple variants of different word embedding techniques are used to create the edges weights.

3.2 Preliminary

Lim, Karunasekera, and Harwood (2017) propose a clustering-based topic modelling (ClusTop) algorithm that leverage community detection approaches for modelling topics on Twitter using a word network graph. In the word network graph, nodes represent different definitions of words and phrases and edges represent either word or phrase co-occurrences. Unlike more traditional topic models, ClusTop automatically determines the appropriate number of topics by maximising a modularity score among words in the network.

In addition to using a traditional co-word usage network, Lim, Karunasekera, and Harwood (2017) experiment with different variants of ClusTop algorithm based on numerous definitions

of words (unigrams, bigrams, trigrams, hashtags, nouns from part-of-speech tagging), types of relations (word co-occurrence frequency and word embedding similarity distance) and different aggregation schemes (individual tweets, hashtags and mentions).

Using three Twitter datasets with labelled topics, Lim, Karunasekera, and Harwood (2017) evaluate ClusTop and its variants against various LDA baselines based on measures of topic coherence, pointwise mutual information, precision, recall and F-score. Experimental results show that ClusTop offers superior performance based on these evaluation metrics, compared to the various baselines.

I am hoping to improve the accuracy of community detection algorithms by expanding their options of edge weights. In a network graph where the vertices are still words and the edges are newer proposed relationships between words, I explore whether the advanced algorithm is also able to better reflect syntactic nature. Empirical research is needed to better understand the different types of network graphs based on node types, edges, and embedding methods, and their impact on the accuracy and quality of discovered topics.

3.2.1 Structure and Organization

The rest of this chapter is structured as follows. Section 3.6 discusses key literature on studying topics on microblogs and topic modelling algorithms. Section 3.3 describes our ClusTop algorithm. Section 3.4 outlines our experimental methodology in terms of the dataset used, baseline algorithms and evaluation metrics. Section 3.5 highlights the results from our evaluation and discusses our main findings. Section 3.10 concludes this paper and highlights possible future directions for this work.

3.3 Refined Algorithm

We now describe our extending to ClusTop algorithm by first defining the basic notations and preliminaries used in this algorithm. Using standard network theory notations, we denote V and E to represent the set of vertices and edges, respectively. Following this, an undirected graph $G = (V, E)$ is represented as a collection of vertices V that are connected by a set of edges E .

In turn, each edge $e \in E$ is denoted by

$$e = (\{v_i, v_j\}, w) \quad (3.1)$$

where w represents the weight of the link between vertices v_i and v_j . In our application of community detection algorithms to topic modelling, Lim, Karunasekera, and Harwood (2017) explore the use of an undirected graph as $G = (U, R)$, where U is the set of unigrams (vertices) and R is the set of relations (edges) between the unigrams. They further examine the effects of different definitions of vertices, such as bi-grams, tri-grams, hashtags, etc, as well as different types of edge weights, such as frequency counts. Figure 3.1 provides an overview of our ClusTop algorithm, with the following three main steps of network construction, community (topic) detection and topic assignment.

Network Construction The first step of this algorithm involves constructing a unigram network, *i.e.*, an undirected graph $G = (U, R)$, based on a particular definition of vertices (unigrams) and edges (relations). This step will be elaborated further in Section 3.3.1, where we will describe the various types of vertices (unigrams) and edges (relations) modelled in this work.

Community Detection Using the network graph obtained from Step 1, we will next apply community detection approaches to identify the main communities (topics), where sets of vertices (unigrams) will be grouped into different communities that represent different topics. This step will be further described in Section 3.3.2.

Topic Assignment Based on the detected community from Step 2 that corresponds to a specific topic, this step examines individual tweets and aims to assign this tweet to a specific community. In short, this step aims to label each tweet with an appropriate topic. More details about this step are provided later in Section 3.3.3.

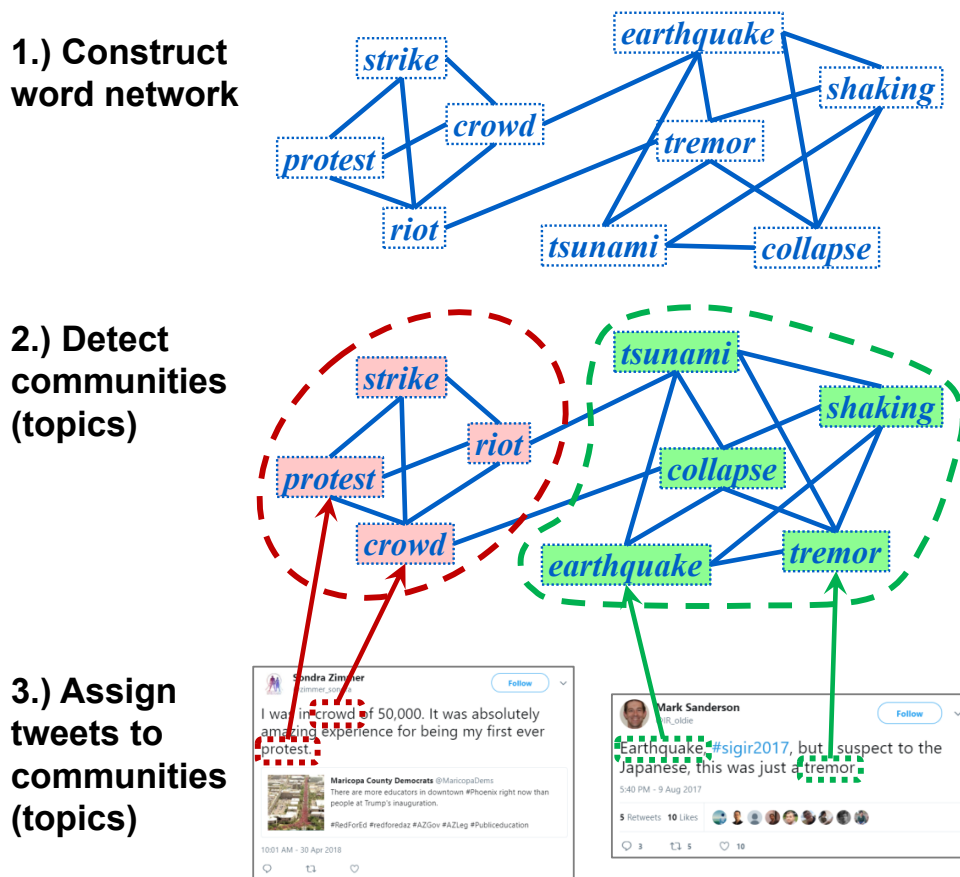


FIGURE 3.1: Overview of the ClusTop Algorithm

3.3.1 Network Construction (Lim, Karunasekera, and Harwood, 2017)

Lim, Karunasekera, and Harwood (2017) construct a network graph based on the combination of two aspects: different vertices and the edges in between, and different types of document aggregation, *i.e.*, individual tweets, aggregated by hashtag or mentions.

The first stage of our algorithm involves constructing a network graph of word usage, as shown in algorithm 1. This algorithm involves the following: (i) examining all tweets and tokenizing all words in each tweet based on whitespaces; (ii) for each word-pair in each tweet, build a weighted edge e linking the two words; and (iii) repeating Steps 1 and 2 for all tweets, until we obtain a network graph, where the vertices represent uni-grams and edges represent a relation between two unigrams. The choice of vertices and edges will lead to a different type of network graph being constructed. To better examine the effect of these vertices and edges on the

Algorithm 1 Network Construction

Require: T : Collection of tweets in corpus **return** $G = (U, R)$: Network graph of unigrams (vertices) and relations (edges).
 Initialise an empty graph G
for each tweet $t \in T$ **do**
 for each word-pair $(p_1, p_2) \in t$ **do**
 $e \leftarrow (\{p_1, p_2\}, 1)$
 if edge e exists in graph G **then**
 increment edge e in graph G by 1
 else
 add edge e to graph G
 end if
end for
end for

graph type, we experiment with a variety of relations types between different types of uni-gram, including a combination of the two aspects:

- { uni-gram (**Word**), bi-gram (**BiG**), tri-gram (**TriG**), noun uni-gram (**Noun**), hashtag uni-gram (**Hash**), a combination of bigram occurrence and co-hashtag usage (**BiHa**)}, and
- {no aggregation (**NA**), aggregate by hashtags (**AH**), aggregate by mentions (**AM**)}.

Edge weights have been determined based on the co-occurrence frequency of terms observed in a set of tweets, *i.e.*, the training set. We here make use of word embedding to model edge weights as the cosine similarity between a pair of words, *i.e.*, more similar words will be linked with a higher edge weight. For this purpose, we first use the GloVe algorithm (Pennington, Socher, and C. Manning, 2014) for generating the word vector based on hashtags used, then construct a network with vertices based on hashtags and edge weights based on the cosine similarity scores between hashtags. In addition to GloVe, we also generalise this variant using other popular word embedding algorithms such as Word2Vec(Tomás Mikolov et al., 2013) and FastText(Joulin et al., 2017) to better examine the effects of different word embedding techniques on our approach.

We denote the three variants of these word embedding based networks with its similarity based edge weights as:

Hash2Vec-Glove (H2VG) A network based on co-usage of hashtags in the same tweet, where the edge weights are based on cosine similarity scores of a word vector trained using GloVe (Pennington, Socher, and C. Manning, 2014).

Algorithm 2 Topic Modelling using Louvain (Lim, Karunasekera, and Harwood, 2017)

Require: $G = (U, R)$: Network graph of unigrams (vertices) and relations (edges)

Assign all unigrams u into their own community

for Community structure stabilises and modularity score is maximised **do**

for each unigram $u \in U$ **do**

$MaxModularity \leftarrow -1$

$MaxModNeighbour \leftarrow NULL$

for each neighbour u_n of unigram u **do**

$ShiftMod \leftarrow$ Modularity score of shifting unigram u to neighbour u_n 's community

if $ShiftMod > MaxModularity$ **then**

$MaxModularity \leftarrow ShiftMod$

$MaxModNeighbour \leftarrow u_n$

end if

end for

$OriginalMod \leftarrow$ Modularity score of unigram u in its original community

if $OriginalMod > MaxModularity$ **then** Shift unigram u to the community of $MaxModNeighbour$

else Keep unigram u in its original community

end if

end for

$U_n \leftarrow$ New unigrams (vertices) U_n based on the newly-formed communities

$R_n \leftarrow$ New relations (edges) R_n based on edge weights between nodes in two communities

$G_n \leftarrow$ New network graph $G_n = (U_n, R_n)$

 The algorithm iterates again (Lines 4 to 19) with network graph G_n as input

end for

return a_n

Hash2Vec-Word2Vec (H2VW) A network based on co-usage of hashtags in the same tweet, where the edge weights are based on cosine similarity scores of a word vector trained using Word2Vec (Tomás Mikolov et al., 2013).

Hash2Vec-FastText (H2VF) A network based on co-usage of hashtags in the same tweet, where the edge weights are based on cosine similarity scores of a word vector trained using FastText (Joulin et al., 2017).

3.3.2 Community Detection

After constructing the network graph in the previous section, we now describe the approach to modelling the topics in this graph using community detection approaches. The main example

in this work is following the adaptation of the Louvain algorithm (Blondel et al., 2008) by Lim, Karunasekera, and Harwood (2017). The Louvain algorithm has been shown to be one of the best performing algorithm in a comprehensive survey of community detection algorithms (Fortunato, 2010).

The adaptation of the Louvain algorithm (Blondel et al., 2008) for the purpose of topic modelling is described by the pseudo-code in Algorithm 2, which comprises the following steps:

1. Initially, each unigram is placed in its own community/cluster (Line 2).
2. Following which, for each unigram, we examine each neighbour of this unigram and combine two unigrams into the same community/cluster if their modularity gain is the greatest among all of the neighbours (Lines 4 to 16).
3. Next, we build a new network graph where unigrams in the same community/cluster are combined as a single vertex (unigram), and Step 2 is repeated until the modularity score is maximised (Lines 17 to 20).

One of the reasons for the Louvain algorithm's good performance is due to its local adjustment of unigrams (vertices) into communities/clusters, by maximizing the gain in the following modularity function (Blondel et al., 2008):

$$Q = \left[\frac{\sum_{in} + k_{i,in}}{2m} - \left(\frac{\sum_{tot} + k_i}{2m} \right)^2 \right] - \left[\frac{\sum_{in}}{2m} - \left(\frac{\sum_{tot}}{2m} \right)^2 - \left(\frac{k_i}{2m} \right)^2 \right] \quad (3.2)$$

where \sum_{in} and \sum_{tot} represents the total weight of all links inside a community/cluster and total weight of all links to a community/cluster, respectively. Similarly, the terms k_i and $k_{i,in}$ denote the total weight of all links to i and total weight of links to i within the community/cluster. Lastly, m denotes the total weight of all links in the network graph.

At the end of this step, we will obtain a set of communities/clusters based on the provided network graph. Each community/cluster will represent a particular topic, where the members of each community/cluster serve as the representative words of each topic. For each topic, we also

rank the keywords (*i.e.*, members of each community) based on the total weight of all links to a unigram/vertex.

3.3.3 Topic Assignment

Given the detected communities/topics C from Section 3.3.2 and a tweet $t = \{u_1, \dots, u_n\}$, we define the most likely topic for this tweet as:

$$\arg \max_{c \in C} \sum_{u \in c} k_u \delta(u = u_t), \quad \forall u_t \in t \quad (3.3)$$

where $\delta(u = u_t) = 1$ if a unigram u of a community/topic $c \in C$ is the same as a unigram u_t of a tweet t and $\delta(p = c) = 0$ otherwise, and k_u denotes the total weight of links to unigram u (as previously described in Section 3.3.2).

In short, we assign a tweet t to a community/topic c that has the highest co-occurrence of unigrams in both the tweet and community/topic, where the unigram in the community/topic is weighted based on its co-occurrence to other unigrams.

3.4 Dataset and Evaluation Methodology

In this section, we give an overview of our experimental dataset and describe our evaluation methodology in terms of the ClusTop algorithm variants, baseline algorithms and evaluation metrics.

3.4.1 Dataset

For our experimental evaluation, we utilise the same three Twitter datasets with labelled topics (Olteanu, Castillo, et al., 2014; Olteanu, Vieweg, and Castillo, 2015; Zubiaga et al., 2016) as those used by Lim, Karunasekera, and Harwood (2017), which enables us to fairly evaluate our algorithm and baselines against the ground truth topics compared to an unlabelled dataset.

We split each dataset into four partitions and perform a 4-fold cross validation (Kohavi, 1995). At each evaluation iteration, we use three partitions as our training set and the last partition as our testing set. After completing all evaluations, we compute and report the mean results for

Dataset	Paper Reference	Number of Topics	Total Tweets	Labelled Tweets
A	(Olteanu, Castillo, et al., 2014)	6	7.67mil	60k
B	(Olteanu, Vieweg, and Castillo, 2015)	26	0.28mil	27.9k
C	(Zubiaga et al., 2016)	8	4.8k	3.6k

TABLE 3.1: Description of Dataset

each algorithm based on the metrics of topic coherence, pointwise mutual information, precision, recall and f-score, which we elaborate further in the rest of the paper.

3.4.2 Topic Quality Metrics

For determining the quality of the detected topics, we measure the topic quality based on the topic coherence and pointwise mutual information metrics. These two metrics have also been widely used by many topic modelling researchers (Mimno et al., 2011; Yao et al., 2015; Mehrotra et al., 2013; Lim, Karunasekera, and Harwood, 2017). For both evaluation metrics, we denote a detected topic t that comprises a set of n representative unigrams/keywords $U^{(t)} = (u_1^{(t)}, \dots, u_n^{(t)})$ for each topic.

Topic Coherence (TC) Given that $D(u_i, u_j)$ denotes the number of times both unigrams u_i and u_j appeared in the same document/tweet, and similarly, $D(u_i)$ for a single unigram u_i , topic coherence is defined as:

$$TC(t, U^{(t)}) = \sum_{u_i \in U^{(t)}} \sum_{u_j \in U^{(t)}, u_i \neq u_j} \log \frac{D(u_i, u_j)}{D(u_i)D(u_j)} \quad (3.4)$$

Pointwise Mutual Information (PMI) Given that $P(u_i, u_j)$ denotes the probability of a unigram pair u_i and u_j appearing in the same document/tweet, and $P(u_i)$ for the probability of a single unigram u_i , pointwise mutual information is defined as:

$$PMI(t, U^{(t)}) = \sum_{u_i \in U^{(t)}} \sum_{u_j \in U^{(t)}, u_i \neq u_j} \log \frac{P(u_i, u_j)}{P(u_i)P(u_j)} \quad (3.5)$$

In both the TC and PMI metrics, it is possible for a division by 0 or taking the log of 0 when the appropriate numerator or denominator is 0, *i.e.*, when a particular word or word pair has not been previously observed. As such, we adopt a similar strategy as (Mimno et al., 2011; Mehrotra

et al., 2013) by adding a small value $\epsilon = 1$ to both components to avoid the situation of a division by 0 or log of 0.

3.4.3 Topic Relevance Metrics

Precision, recall and f-score are popular metrics used in Information Retrieval and other related fields, such as in topic modelling (Aiello et al., 2013; Ritter et al., 2012), tour recommendation (Halder et al., 2021; Brilhante et al., 2015; F. Zhou et al., 2020), location prediction and tagging (D. Zheng et al., 2021; B. Cao et al., 2015; X. Zheng, J. Han, and A. Sun, 2018), event detection (George et al., 2021), among others. In contrast to the previous topic quality metrics (TC and PMI), these metrics allow us to evaluate how relevant and accurate the detected topics are, compared to the ground truth topics. In topic modelling, researchers typically manually curate a set of ground truth keywords to describe a specific topic, then evaluate how well the detected keywords from their topic models match these ground truth keywords (Aiello et al., 2013). For our evaluation, we adopt a similar methodology except that we automatically determine the ground truth keywords from the respective Wikipedia article for each topic.

Given that $U^D = (u_1^D, \dots, u_n^D)$ and $U^G = (u_1^G, \dots, u_n^G)$ denotes the set of detected unigrams and ground truth unigrams for a specific topic, the metrics we use are as follows:

Precision The proportion of unigrams for the detected topic U^D that also appears in the ground truth unigrams U^G . For a topic t , precision is defined as:

$$P(t) = \frac{|U^D \cap U^G|}{|U^D|} \quad (3.6)$$

Recall The proportion of ground truth unigrams U^G that also appears in the unigrams for the detected topic U^D . For a topic t , recall is defined as:

$$R(t) = \frac{|U^D \cap U^G|}{|U^G|} \quad (3.7)$$

F-score The harmonic mean of precision $P(t)$ and recall $R(t)$, which was introduced in Equations 3.6 and 3.7, respectively. For a topic t , F-score is defined as:

$$F(t) = \frac{2 \times P(t) \times R(t)}{P(t) + R(t)} \quad (3.8)$$

In our experiments, we compute the precision, recall and F-score derived from the testing set, in terms of the top 5 and 10 keywords of each topic modelled.

3.4.4 Summary Rank Metrics

As our experiments involve five evaluation metrics, three datasets and 18 algorithms, we develop an intuitive approach to represent the performance of each algorithm. This approach first ranks an algorithm's performance from 1 to 18 for each evaluation metric and dataset, with the lowest rank being the best performing one. For each combination of topic quality metrics (topic coherence and pointwise mutual information) and topic relevance metrics (precision, recall and f-score), we take the average of each metrics group across all three datasets for an average rank. For example, if an algorithm ranked 1st, 1st and 2nd in terms of topic coherence and 2nd, 1st, 2nd in terms of pointwise mutual information for datasets A, B, C, respectively, this algorithm will be assigned an overall rank of 1.5 for the topic quality metric.

Note that we did not use the ClusTop variants based on bigrams and trigrams combined with the hashtag and mention aggregation schemes, as these variants provide minimal improvements compared to their original non-aggregated variants. Consider a simple example of three tweets with a common hashtag, the hashtag aggregation scheme with bigrams will only produce an additional two bigrams resulting from the first and second tweet as well as the second and third tweet. Moreover, these two additional bigrams will be generated from the last word of the first tweet and the first word of the second tweet, which will not be syntactically meaningful in most cases.

3.4.5 Baseline Algorithms

LDA is a popular topic modelling algorithm that was used for traditional documents (such as news articles), and more recently for social media (such as tweets on Twitter). Given the popularity of LDA for topic modelling, we compare our ClusTop algorithm and its variants against the following LDA-based algorithms, namely:

LDA-Orig The original version of LDA introduced by (Blei, A. Y. Ng, and Jordan, 2003), where each document corresponds to a single tweet.

LDA-Hash A variant of LDA applied on Twitter, where each document is aggregated from multiple tweets with the same hashtag (Mehrotra et al., 2013).

LDA-Ment An adaptation of the Twitter-based LDA variant proposed by (Weng et al., 2010), where we aggregate tweets with the same mention into a single document.

Basic ClusTop Series Basic variants of ClusTop (Lim, Karunasekera, and Harwood, 2017) utilises token co-occurrence as graph edges, which already demonstrate its better modelling capability compared with the LDA baselines.

3.5 Experimental Results and Discussion

In this section, we report on the results of our experiments and discuss some implications of these findings.

3.5.1 Topic Coherence and Pointwise Mutual Information

Table 3.2 shows a summary of the performance of the refined ClusTop algorithm and its variants against the various LDA baselines, in terms of average rank based on Topic Coherence and Pointwise Mutual Information scores on the top 5, 10, 15 and 20 keywords in the detected topics. For a more detailed breakdown, Tables 3.4 and 3.5 show the performance of the ClusTop

TABLE 3.2: Comparison of ClusTop algorithm against various baselines, in terms of Topic Coherence (TC) and Pointwise Mutual Information (PMI) for the top 5, 10, 15 and 20 keywords. The rank of an algorithm’s performance for each metric are provided in brackets.

Algorithm	Rank@5	Rank@10	Rank@15	Rank@20
ClusTop-Word-NA	(16.7)	(17.7)	(18.7)	(19.2)
ClusTop-BiG-NA	(15.7)	(16.8)	(17.0)	(17.3)
ClusTop-TriG-NA	(15.2)	(16.7)	(17.2)	(17.0)
ClusTop-BiHa-NA	(11.0)	(12.3)	(14.3)	(14.5)
ClusTop-Hash-NA	(6.0)	(5.3)	(4.8)	(5.7)
ClusTop-Noun-NA	(7.5)	(9.2)	(10.5)	(10.3)
ClusTop-H2VG-NA	(11.5)	(10.7)	(9.2)	(9.0)
ClusTop-H2VW-NA	(2.0)	(1.8)	(1.8)	(2.0)
ClusTop-H2VF-NA	(2.0)	(2.0)	(1.8)	(2.0)
ClusTop-Word-AH	(13.8)	(15.3)	(16.8)	(17.8)
ClusTop-Hash-AH	(5.5)	(5.2)	(4.7)	(4.5)
ClusTop-Noun-AH	(13.2)	(15.2)	(15.7)	(16.0)
ClusTop-H2VG-AH	(13.8)	(14.2)	(13.5)	(12.5)
ClusTop-H2VW-AH	(17.5)	(15.3)	(14.0)	(12.8)
ClusTop-H2VF-AH	(18.3)	(16.8)	(16.2)	(16.0)
ClusTop-Word-AM	(12.5)	(14.2)	(15.0)	(15.8)
ClusTop-Hash-AM	(8.3)	(8.2)	(9.3)	(9.8)
ClusTop-Noun-AM	(8.0)	(7.3)	(6.7)	(6.5)
ClusTop-H2VG-AM	(15.0)	(14.3)	(13.2)	(11.8)
ClusTop-H2VW-AM	(9.2)	(6.5)	(5.0)	(5.0)
ClusTop-H2VF-AM	(8.0)	(6.0)	(5.7)	(5.3)
LDA-Orig	(24.0)	(24.0)	(24.0)	(24.0)
LDA-Hash	(21.8)	(22.0)	(22.0)	(22.0)
LDA-Ment	(22.8)	(23.0)	(23.0)	(23.0)

algorithm and its variants against the various LDA baselines, in terms of Topic Coherence and Pointwise Mutual Information, based on the top 5, 10, 15 and 20 keywords in the detected topics.

The results generally show that all variants of our ClusTop algorithm outperform the various LDA baselines, in terms of the average rank metrics. All ClusTop variants also out-perform the LDA baselines in terms of the individual evaluation metrics of Topic Coherence and Pointwise Mutual Information across all datasets.

TABLE 3.3: Comparison of ClusTop algorithm against various baselines, in terms of Precision (Pre), Recall (Rec) and F-score (FS) for the top 5 keywords/unigrams of each topic. The rank of an algorithm’s performance for each metric are provided in brackets.

Algorithm	Rank@5	Rank@10	Rank@15	Rank@20
ClusTop-Word-NA	(10.8)	(10.9)	(10.6)	(10.4)
ClusTop-BiG-NA	(8.3)	(8.6)	(8.1)	(8.3)
ClusTop-TriG-NA	(7.7)	(8.3)	(8.2)	(8.7)
ClusTop-BiHa-NA	(9.3)	(9.3)	(9.8)	(9.4)
ClusTop-Hash-NA	(15.4)	(15.1)	(15.1)	(15.0)
ClusTop-Noun-NA	(9.8)	(9.2)	(10.1)	(10.2)
ClusTop-H2VG-NA	(12.1)	(12.2)	(12.7)	(12.6)
ClusTop-H2VW-NA	(16.1)	(15.0)	(15.6)	(15.3)
ClusTop-H2VF-NA	(15.3)	(15.6)	(14.9)	(14.9)
ClusTop-Word-AH	(13.8)	(14.3)	(15.6)	(13.9)
ClusTop-Hash-AH	(10.2)	(12.3)	(12.1)	(11.7)
ClusTop-Noun-AH	(13.0)	(13.8)	(13.2)	(13.0)
ClusTop-H2VG-AH	(10.8)	(10.3)	(11.8)	(12.0)
ClusTop-H2VW-AH	(14.8)	(16.2)	(15.3)	(15.8)
ClusTop-H2VF-AH	(15.1)	(14.2)	(14.0)	(14.3)
ClusTop-Word-AM	(13.8)	(13.8)	(11.2)	(10.8)
ClusTop-Hash-AM	(13.0)	(11.1)	(10.6)	(10.7)
ClusTop-Noun-AM	(12.7)	(12.9)	(13.6)	(13.7)
ClusTop-H2VG-AM	(9.1)	(10.7)	(11.1)	(11.1)
ClusTop-H2VW-AM	(15.4)	(14.0)	(15.1)	(15.1)
ClusTop-H2VF-AM	(16.6)	(15.9)	(16.0)	(16.2)
LDA-Orig	(9.7)	(12.0)	(11.4)	(11.6)
LDA-Hash	(11.2)	(9.4)	(8.8)	(9.0)
LDA-Ment	(12.4)	(11.4)	(11.0)	(11.9)

3.5.2 Precision, Recall and F-score

Table 3.3 shows the average ranks based on the Precision, Recall and F-score scores of the ClusTop algorithm and variants, and the various LDA baselines based on the top 5, 10, 15 and 20 keywords of detected topics. For a more detailed breakdown of the results, Table 3.6 shows the Precision, Recall and F-score of our ClusTop algorithm and variants, and the various LDA baselines based on the top 5 keywords of detected topics, while Tables 3.7, 3.8, and 3.9 show the same results based on top 10, 15 and 20 keywords of detected topics, respectively.

3.5.3 Discussion

We observe that the word embedding variants of ClusTop outperform the LDA baselines and the basic co-occurrence variants of ClusTop, in terms of average rank of topic coherence and pointwise mutual information.

The Hash2Vec variants consistently fosters the best performers (except one case in Table 3.6 where LDA-Orig is ranked 2nd, beating all Hash2vec variants except ClusTop-H2VW-AH). The next two best performers are ClusTop-Hash-NA and ClusTop-Noun-AM, except for the aforementioned case where they are beaten by LDA-Orig Table 3.6. ClusTop-H2VW-* and ClusTop-H2VF-* have slightly higher precision than ClusTop-H2VG-*, observed from that ClusTop-H2VG-* never scores top precision in Table 3.6. The existence of this slight difference is due to each word embedding algorithm being trained using its own vocabulary set. While GloVe (twitter.27B) provides embeddings for some hashtags that are not standard English, the other two algorithms do not. Missing these hashtags possibly increases precision of ClusTop-H2VW-* and ClusTop-H2VF-* in Table 3.6, as vast majority of ground truth words are in standard English vocabulary.

Our observations show that ClusTop is an adaptive algorithm that can be improved with different similarity measures, and this information can be helpful when performing downstream tasks, such as topic modelling.

I here answer the question raised in section 3.1 that a more proper similarity scheme can indeed improve the performance of a community detection method in topic modelling. It is likely that further improving the similarity schemes may be helpful in many other applications as well.

3.6 Related Work

In this section, we discuss two main areas of research related to our work, namely the study of topics on microblogs and general topic modelling algorithms.

3.6.1 Studying Topics using Communities

The most closely related works to our proposed approach are those that make use of community detection techniques for understanding and studying topics on microblogs. As such, we discuss main works that utilise such techniques. Towards the effort to better understand research themes in the Human Computer Interaction domain, Liu et al. (Yong Liu et al., 2014) used hierarchical clustering on co-keywords usage in academic papers to identify the main research clusters across two different time periods. Researchers have also proposed approaches for identifying communities that frequently interact about common interest topics using various types of community detection algorithms. These approaches are based on topological links such as friendship networks among users and celebrities (Lim and Datta, 2013) and interaction links in the form of explicit mentions of other users (Lim and Datta, 2016). Researchers like (Paranyushkin, 2011) and (Barbon Jr, Tavares, and Kido, 2017) have also used community detection algorithms on word networks to identify topics with a focus on network analysis and visualization, and detection of spammer topics, respectively. Fried et al. (Fried et al., 2014) used topic modelling on a series of food-related tweets to understand health information such as overweight rate and diabetes rate. Others like Surian et al. (Surian et al., 2016) and (Amati et al., 2021) combined the use of topic modelling algorithms with community detection algorithms to characterise discussions relating to vaccines on Twitter, study discussion topics of Italian users, respectively.

3.6.2 Social Media Analytics

3.7 Detailed Results on Topic Coherence and Pointwise Mutual Information

TABLE 3.4: Comparison of ClusTop algorithm against various baselines, in terms of Topic Coherence (TC) and Pointwise Mutual Information (PMI) for the top 5 and 10 keywords. The rank of an algorithm’s performance for each metric are provided in brackets.

Algorithm	Top 5 Keywords / Unigrams					Top 10 Keywords / Unigrams					Average Rank@10		
	Dataset A		Dataset B		Average Rank@5	Dataset A		Dataset B		Average Rank@10			
	TC	PMI	TC	PMI		TC	PMI	TC	PMI				
ClusTop-Word-NA	-37.6 (21)	-5.5 (15)	-34.1 (15)	-7.7 (14)	-37.9 (18)	-14.4 (17)	-171.0 (21)	-49.2 (16)	-160.8 (17)	-39.5 (15)	-173.4 (18)	-67.5 (19)	(17.7)
ClusTop-BiG-NA	-36.6 (20)	7.3 (8)	-35.9 (17)	1.2 (9)	-42.5 (22)	-16.4 (18)	-153.4 (20)	29.6 (13)	-158.2 (16)	-25.8 (13)	-194.8 (21)	-63.4 (18)	(16.8)
ClusTop-TriG-NA	-30.9 (17)	10.7 (5)	-35.8 (16)	-2.6 (13)	-42.0 (21)	-18.2 (19)	-122.6 (16)	-16.1 (12)	-166.5 (19)	-25.1 (12)	-194.2 (20)	-73.5 (21)	(16.7)
ClusTop-BiHa-NA	-23.3 (12)	19.6 (1)	-32.3 (14)	4.7 (7)	-37.9 (18)	-11.2 (14)	-81.4 (12)	7.1 (4)	-140.8 (15)	-14.9 (11)	-169.9 (17)	-50.7 (15)	(12.3)
ClusTop-Hash-NA	-7.1 (2)	5.8 (9)	-14.8 (4)	0.3 (11)	-14.1 (4)	2.6 (6)	-19.4 (2)	2.3 (8)	-54.9 (5)	-6.9 (8)	-47.8 (4)	4.4 (5)	(5.3)
ClusTop-Noun-NA	-17.1 (6)	10.6 (6)	-21.4 (8)	6.9 (5)	-22.8 (10)	-0.3 (10)	-64.7 (8)	2.9 (6)	-90.5 (10)	-3.6 (7)	-97.8 (14)	-14.1 (10)	(9.2)
ClusTop-H2VG-NA	-17.9 (8)	-7.8 (16)	-22.8 (10)	-9.3 (15)	-22.5 (8)	-7.9 (12)	-69.3 (9)	-35.7 (14)	-87.2 (9)	-35.5 (14)	-62.1 (7)	-20.9 (11)	(10.7)
ClusTop-H2VW-NA	-10.5 (4)	16.6 (3)	-11.0 (2)	18.2 (1)	-8.9 (2)	21.2 (1)	-28.0 (3)	40.3 (2)	-32.5 (2)	48.4 (1)	-18.4 (1)	48.6 (2)	(1.8)
ClusTop-H2VF-NA	-9.4 (3)	18.8 (2)	-10.4 (1)	18.0 (2)	-8.6 (1)	20.3 (2)	-31.8 (5)	45.7 (1)	-30.7 (1)	45.5 (2)	-19.0 (2)	48.7 (1)	(2.0)
ClusTop-Word-AH	-30.9 (17)	-1.6 (14)	-40.2 (19)	-27.6 (19)	-24.2 (11)	10.3 (3)	-137.6 (18)	-57.7 (17)	-198.3 (21)	-131.1 (20)	-88.5 (12)	9.1 (4)	(15.3)
ClusTop-Hash-AH	-6.3 (1)	5.4 (10)	-12.8 (3)	0.9 (10)	-13.1 (3)	2.6 (6)	-16.2 (1)	1.5 (9)	-47.3 (3)	-7.3 (9)	-43.7 (3)	2.2 (6)	(5.2)
ClusTop-Noun-AH	-28.7 (14)	-11.4 (18)	-41.8 (20)	-19.8 (18)	-17.6 (5)	4.6 (4)	-132.4 (17)	72.3 (19)	-185.6 (20)	-102.5 (18)	-63.8 (8)	-2.5 (9)	(15.2)
ClusTop-H2VG-AH	-17.6 (7)	-9.1 (17)	-32.0 (13)	-15.6 (17)	-29.5 (14)	-11.3 (15)	-71.2 (10)	-41.0 (15)	-136.3 (14)	-64.7 (17)	-97.9 (15)	-33.7 (14)	(14.2)
ClusTop-H2VW-AH	-27.2 (13)	-23.8 (20)	-38.7 (18)	-32.1 (20)	-26.6 (13)	-19.2 (21)	-84.0 (13)	-83.3 (20)	-133.6 (13)	-113.9 (19)	-87.7 (11)	-60.7 (16)	(15.3)
ClusTop-H2VF-AH	-29.0 (15)	-23.8 (21)	-45.1 (21)	-38.4 (21)	-25.7 (12)	-18.3 (20)	-97.3 (14)	-93.3 (21)	-166.1 (18)	-144.0 (21)	-85.1 (10)	-62.9 (17)	(16.8)
ClusTop-Word-AM	-34.4 (19)	8.3 (7)	-30.9 (12)	11.0 (4)	-37.7 (17)	-14.3 (16)	-146.1 (19)	-5.4 (11)	-126.8 (12)	8.1 (4)	-179.9 (19)	-69.0 (20)	(14.2)
ClusTop-Hash-AM	-19.7 (11)	11.4 (4)	-18.5 (5)	16.3 (3)	-33.7 (16)	-7.3 (11)	-73.9 (11)	8.5 (3)	-52.9 (4)	14.3 (3)	-153.6 (16)	-30.4 (12)	(8.2)
ClusTop-Noun-AM	-11.2 (5)	4.8 (12)	-19.2 (6)	0.3 (11)	-22.6 (9)	4.0 (5)	-29.9 (4)	-0.3 (10)	-70.1 (8)	-9.0 (10)	-70.3 (9)	11.9 (3)	(7.3)
ClusTop-H2VG-AM	-30.9 (17)	-13.9 (19)	-26.7 (11)	-12.0 (16)	-29.5 (14)	-10.9 (13)	-119.1 (15)	-59.3 (18)	-99.4 (11)	-43.6 (16)	-95.7 (13)	-31.9 (13)	(14.3)
ClusTop-H2VW-AM	-18.7 (9)	3.7 (13)	-21.6 (9)	3.1 (8)	-19.9 (7)	0.7 (9)	-53.3 (6)	2.7 (7)	-69.6 (7)	6.9 (5)	-58.8 (6)	0.3 (8)	(6.5)
ClusTop-H2VF-AM	-19.6 (10)	5.2 (11)	-20.2 (7)	5.0 (6)	-19.6 (6)	1.9 (8)	-54.0 (7)	3.4 (5)	-65.2 (6)	5.4 (6)	-58.2 (5)	0.4 (7)	(6.0)
LDA-Orig	-74.7 (24)	-74.4 (24)	-66.9 (24)	-62.2 (24)	-54.2 (24)	-43.1 (24)	-323.5 (24)	-307.5 (24)	-297.1 (24)	-269.2 (24)	-251.3 (24)	-191.9 (24)	(24.0)
LDA-Hash	-51.2 (22)	-43.8 (22)	-55.1 (23)	-42.9 (22)	-41.5 (20)	-23.4 (22)	-247.1 (22)	-185.4 (22)	-256.8 (22)	-199.2 (22)	-206.6 (22)	-112.5 (22)	(22.0)
LDA-Ment	-52.8 (23)	-45.9 (23)	-54.1 (22)	-45.3 (23)	-47.3 (23)	-27.7 (23)	-250.2 (23)	-198.8 (23)	-258.6 (23)	-206.5 (23)	-225.5 (23)	-136.4 (23)	(23.0)

TABLE 3.5: Comparison of ClusTop algorithm against various baselines, in terms of Topic Coherence (TC) and Pointwise Mutual Information (PMI) for the top 15 and 20 keywords. The rank of an algorithm's performance for each metric are provided in brackets.

Algorithm	Top 15 Keywords / Unigrams						Top 20 Keywords / Unigrams						Average				
	Dataset A			Dataset C			Dataset B			Dataset A			Dataset B			Dataset C	
	TC	PMI	Rank@15	TC	PMI	Rank@15	TC	PMI	Rank@15	TC	PMI	Rank@15	TC	PMI	Rank@15	TC	PMI
ClusTop-Word-NA	-409.7 (21)	-157.4 (17)	-382.6 (19)	-115.5 (16)	-403.5 (18)	-147.6 (21)	(18.7)	-768.2 (21)	-318.1 (19)	-695.1 (19)	-234.8 (17)	-732.7 (18)	-247.8 (21)	(19.2)			
ClusTop-BIG-NA	-357.2 (20)	-108.3 (15)	-360.3 (17)	-77.2 (12)	-447.9 (20)	-116.5 (18)	(17.0)	-645.5 (20)	-212.3 (16)	-633.7 (17)	-147.8 (13)	-794.7 (20)	-165.4 (18)	(17.3)			
ClusTop-TriG-NA	-289.2 (16)	-83.1 (13)	-382.0 (18)	-86.2 (15)	-451.6 (21)	-145.4 (20)	(17.2)	-530.2 (16)	-170.0 (14)	-674.8 (18)	-183.1 (14)	-804.0 (21)	-222.8 (19)	(17.0)			
ClusTop-BiHa-NA	-179.9 (13)	-24.2 (10)	-324.4 (15)	-82.8 (14)	-389.5 (17)	-98.6 (17)	(14.3)	-319.3 (13)	-64.1 (10)	-569.2 (15)	-189.6 (15)	-692.0 (17)	-141.3 (17)	(14.5)			
ClusTop-Hash-NA	-38.4 (2)	-4.0 (5)	-116.4 (5)	-11.3 (7)	-98.6 (6)	13.1 (4)	(4.8)	-63.7 (2)	-11.0 (6)	-195.2 (7)	-9.7 (6)	-148.8 (9)	28.2 (4)	(5.7)			
ClusTop-Noun-NA	-139.1 (8)	-23.3 (9)	-208.5 (11)	-31.4 (9)	-219.9 (15)	-29.6 (11)	(10.5)	-242.1 (8)	-63.7 (9)	-363.5 (11)	-86.9 (9)	-384.7 (15)	-36.4 (10)	(10.3)			
ClusTop-H2VG-NA	-160.2 (10)	-77.7 (12)	-183.4 (9)	-70.6 (11)	-75.6 (3)	-24.8 (10)	(9.2)	-292.1 (11)	-127.5 (11)	-295.8 (10)	-107.8 (11)	-75.6 (3)	-24.8 (8)	(9.0)			
ClusTop-H2VW-NA	-49.9 (3)	72.7 (2)	-61.4 (2)	96.8 (1)	-19.3 (1)	52.5 (2)	(1.8)	-73.4 (3)	111.3 (2)	-95.7 (2)	161.4 (1)	-19.3 (1)	52.5 (3)	(2.0)			
ClusTop-H2VF-NA	-59.5 (4)	87.5 (1)	-60.0 (1)	94.2 (2)	-20.7 (2)	54.8 (1)	(1.8)	-92.4 (4)	145.3 (1)	-95.0 (1)	157.7 (2)	-20.7 (2)	54.8 (2)	(2.0)			
ClusTop-Word-AH	-311.9 (18)	-172.7 (19)	-480.2 (21)	-306.9 (21)	-177.0 (14)	-14.8 (8)	(16.8)	-567.7 (17)	-336.0 (21)	-903.7 (21)	-562.7 (21)	-298.8 (14)	-50.2 (13)	(17.8)			
ClusTop-Hash-AH	-32.3 (1)	-4.2 (6)	-99.8 (3)	-16.3 (8)	-90.7 (5)	8.7 (5)	(4.7)	-54.8 (1)	-9.5 (5)	-169.0 (3)	-22.2 (7)	-143.6 (6)	21.9 (5)	(4.5)			
ClusTop-Noun-AH	-309.9 (17)	-173.6 (20)	-444.0 (20)	-242.1 (19)	-131.8 (9)	-17.5 (9)	(15.7)	-575.1 (18)	-316.4 (18)	-811.4 (20)	-425.6 (19)	-221.7 (12)	-35.0 (9)	(16.0)			
ClusTop-H2VG-AH	-166.4 (11)	-96.1 (14)	-304.6 (14)	-127.6 (17)	-143.0 (12)	-45.3 (13)	(13.5)	-303.3 (12)	-166.6 (13)	-530.9 (14)	-195.1 (16)	-147.6 (8)	-46.9 (12)	(12.5)			
ClusTop-H2VW-AH	-167.4 (12)	-166.8 (18)	-281.9 (13)	-237.7 (18)	-116.9 (8)	-79.1 (15)	(14.0)	-274.1 (10)	-268.2 (17)	-476.9 (12)	-390.7 (18)	-122.6 (5)	-82.5 (15)	(12.8)			
ClusTop-H2VF-AH	-201.1 (14)	-197.3 (21)	-350.3 (16)	-299.5 (20)	-134.5 (10)	-95.8 (16)	(16.2)	-335.0 (14)	-329.3 (20)	-591.2 (16)	-494.6 (20)	-160.1 (10)	-115.3 (16)	(16.0)			
ClusTop-Word-AM	-326.6 (19)	-57.3 (11)	-278.7 (12)	-42.5 (10)	-422.5 (19)	-143.4 (19)	(15.0)	-599.9 (19)	-155.4 (12)	-492.7 (13)	-122.3 (12)	-766.5 (19)	-239.6 (20)	(15.8)			
ClusTop-Hash-AM	-152.7 (9)	-17.5 (8)	-102.1 (4)	-1.8 (5)	-350.0 (16)	-50.1 (14)	(9.3)	-262.2 (9)	-56.7 (8)	-169.8 (4)	-26.5 (8)	-61.5.2 (16)	-67.0 (14)	(9.8)			
ClusTop-Noun-AM	-60.7 (5)	-6.0 (7)	-150.6 (8)	-10.5 (6)	-138.9 (11)	29.7 (3)	(6.7)	-99.3 (5)	-11.4 (7)	-257.4 (8)	-2.4 (5)	-227.4 (13)	58.0 (1)	(6.5)			
ClusTop-H2VG-AM	-273.6 (15)	-123.9 (16)	-193.0 (10)	-78.1 (13)	-152.4 (13)	-43.1 (12)	(13.2)	-480.9 (15)	-202.2 (15)	-289.8 (9)	-103.9 (10)	-167.3 (11)	-46.4 (11)	(11.8)			
ClusTop-H2VW-AM	-95.4 (6)	4.1 (4)	-128.1 (7)	25.2 (3)	-89.3 (4)	5.5 (6)	(5.0)	-146.2 (6)	9.5 (4)	-192.2 (6)	53.3 (3)	-102.6 (4)	12.2 (7)	(5.0)			
ClusTop-H2VF-AM	-96.2 (7)	4.3 (3)	-122.6 (6)	14.9 (4)	-108.3 (7)	4.1 (7)	(5.7)	-149.5 (7)	11.3 (3)	-185.6 (5)	30.2 (4)	-146.6 (7)	13.0 (6)	(5.3)			
LDA-Orig	-722.5 (24)	-659.1 (24)	-695.0 (24)	-619.0 (24)	-593.5 (24)	-442.7 (24)	(24.0)	-1279.6 (24)	-1133.6 (24)	-1262.1 (24)	-1102.0 (24)	-1083.2 (24)	-790.0 (24)	(24.0)			
LDA-Hash	-607.9 (22)	-435.4 (22)	-611.4 (22)	-449.2 (22)	-500.7 (22)	-271.5 (22)	(22.0)	-1134.2 (22)	-794.2 (22)	-1120.9 (22)	-805.6 (22)	-930.7 (22)	-463.1 (22)	(22.0)			
LDA-Ment	-611.6 (23)	-465.7 (23)	-613.9 (23)	-477.7 (23)	-540.9 (23)	-316.9 (23)	(23.0)	-1141.5 (23)	-850.2 (23)	-1130.6 (23)	-855.9 (23)	-981.9 (23)	-566.6 (23)	(23.0)			

3.8 Detailed Results on Precision, Recall and F-score

TABLE 3.7: Comparison of ClusTop algorithm against various baselines, in terms of Precision (Pre), Recall (Rec) and F-score (FS) for the top 10 keywords/unigrams of each topic. The rank of an algorithm's performance for each metric are provided in brackets.

Algorithm	Top 10 Keywords / Unigrams										Average Rank@10
	Dataset A			Dataset B			Dataset C			F-score	
	Precision	Recall	F-score	Precision	Recall	F-score	Precision	Recall	F-score		
ClusTop-Word-NA	.690±.002 (24)	.033±.000 (7)	.062±.000 (7)	.804±.003 (20)	.051±.000 (3)	.095±.001 (3)	.764±.010 (22)	.033±.001 (6)	.062±.001 (6)	(10.9)	
ClusTop-BiG-NA	.707±.002 (22)	.035±.000 (2)	.065±.000 (2)	.789±.004 (22)	.052±.000 (2)	.096±.001 (2)	.765±.010 (20)	.035±.001 (3)	.067±.002 (2)	(8.6)	
ClusTop-TriG-NA	.717±.002 (21)	.034±.000 (4)	.064±.000 (4)	.811±.003 (19)	.053±.000 (1)	.098±.001 (1)	.746±.010 (23)	.036±.001 (1)	.068±.001 (1)	(8.3)	
ClusTop-BiHa-NA	.719±.002 (20)	.034±.000 (4)	.064±.000 (4)	.782±.004 (24)	.051±.000 (3)	.095±.001 (3)	.765±.010 (20)	.035±.001 (3)	.065±.001 (3)	(9.3)	
ClusTop-Hash-NA	.860±.004 (8)	.023±.000 (24)	.045±.000 (17)	.896±.008 (9)	.032±.001 (17)	.061±.001 (17)	.925±.012 (8)	.022±.000 (18)	.043±.001 (18)	(15.1)	
ClusTop-Noun-NA	.736±.002 (16)	.033±.000 (7)	.062±.000 (7)	.803±.003 (21)	.049±.000 (5)	.091±.001 (5)	.802±.009 (16)	.035±.001 (3)	.065±.001 (3)	(9.2)	
ClusTop-H2VG-NA	.904±.004 (3)	.024±.000 (21)	.046±.000 (16)	.973±.004 (1)	.032±.001 (17)	.061±.001 (17)	.964±.008 (3)	.023±.001 (16)	.044±.001 (16)	(12.2)	
ClusTop-H2VW-NA	.894±.001 (5)	.026±.001 (17)	.026±.001 (22)	.944±.001 (4)	.029±.001 (20)	.029±.001 (20)	.983±.001 (1)	.020±.001 (23)	.020±.001 (23)	(15.0)	
ClusTop-H2VF-NA	.892±.001 (6)	.026±.001 (17)	.026±.001 (22)	.931±.001 (8)	.029±.001 (20)	.029±.001 (20)	.943±.001 (7)	.021±.001 (20)	.021±.001 (20)	(15.6)	
ClusTop-Word-AH	.692±.003 (23)	.025±.000 (19)	.049±.000 (14)	.784±.004 (23)	.043±.000 (8)	.080±.001 (8)	.778±.010 (18)	.030±.001 (8)	.057±.001 (8)	(14.3)	
ClusTop-Hash-AH	.833±.002 (11)	.027±.000 (12)	.051±.000 (13)	.842±.004 (15)	.041±.000 (11)	.078±.001 (11)	.857±.009 (12)	.025±.000 (13)	.048±.001 (13)	(12.3)	
ClusTop-Noun-AH	.735±.002 (17)	.024±.000 (21)	.045±.000 (17)	.827±.004 (17)	.041±.000 (11)	.076±.001 (14)	.828±.009 (13)	.031±.001 (7)	.059±.001 (7)	(13.8)	
ClusTop-H2VG-AH	.824±.002 (12)	.027±.000 (12)	.053±.000 (12)	.850±.003 (12)	.043±.000 (8)	.080±.001 (8)	.869±.009 (11)	.028±.001 (9)	.053±.001 (9)	(10.3)	
ClusTop-H2VW-AH	.908±.001 (1)	.024±.001 (21)	.024±.001 (24)	.944±.001 (4)	.027±.001 (23)	.027±.001 (23)	.964±.001 (4)	.020±.001 (23)	.020±.001 (23)	(16.2)	
ClusTop-H2VF-AH	.905±.001 (2)	.027±.001 (15)	.027±.001 (20)	.934±.001 (6)	.029±.001 (20)	.029±.001 (20)	.949±.001 (5)	.021±.001 (20)	.021±.001 (20)	(14.2)	
ClusTop-Word-AM	.734±.001 (18)	.036±.000 (1)	.068±.000 (1)	.828±.004 (16)	.039±.000 (16)	.073±.001 (16)	.709±.013 (24)	.023±.000 (16)	.044±.001 (16)	(13.8)	
ClusTop-Hash-AM	.731±.002 (19)	.030±.000 (10)	.058±.000 (10)	.845±.004 (14)	.043±.000 (8)	.081±.001 (7)	.823±.011 (14)	.028±.001 (9)	.053±.001 (9)	(11.1)	
ClusTop-Noun-AM	.860±.001 (8)	.024±.000 (21)	.047±.000 (15)	.932±.003 (7)	.040±.000 (14)	.076±.001 (14)	.908±.008 (9)	.024±.000 (14)	.047±.001 (14)	(12.9)	
ClusTop-H2VG-AM	.800±.002 (13)	.031±.000 (9)	.060±.000 (9)	.875±.003 (11)	.041±.000 (11)	.078±.001 (11)	.882±.008 (10)	.027±.000 (11)	.051±.001 (11)	(10.7)	
ClusTop-H2VW-AM	.904±.001 (3)	.027±.001 (15)	.027±.001 (20)	.964±.001 (2)	.028±.001 (22)	.028±.001 (22)	.972±.001 (2)	.021±.001 (20)	.021±.001 (20)	(14.0)	
ClusTop-H2VF-AM	.891±.001 (7)	.027±.001 (15)	.027±.001 (20)	.951±.001 (3)	.027±.001 (23)	.027±.001 (23)	.944±.001 (6)	.020±.001 (23)	.020±.001 (23)	(15.9)	
LDA-Orig	.848±.002 (10)	.029±.000 (11)	.056±.000 (11)	.885±.003 (10)	.040±.000 (14)	.076±.001 (14)	.808±.011 (15)	.026±.001 (12)	.051±.001 (11)	(12.0)	
LDA-Hash	.759±.002 (14)	.034±.000 (4)	.064±.000 (4)	.847±.003 (13)	.041±.000 (11)	.078±.001 (11)	.778±.010 (18)	.034±.001 (5)	.064±.001 (5)	(9.4)	
LDA-Ment	.752±.002 (15)	.033±.000 (7)	.063±.000 (6)	.820±.004 (18)	.044±.000 (6)	.082±.001 (6)	.787±.013 (17)	.024±.000 (14)	.047±.001 (14)	(11.4)	

TABLE 3.9: Comparison of ClusTop algorithm against various baselines, in terms of Precision (Pre), Recall (Rec) and F-score (FS) for the top 20 keywords/unigrams of each topic. The rank of an algorithm's performance for each metric are provided in brackets.

Algorithm	Top 20 Keywords / Unigrams												Average Rank@20
	Dataset A				Dataset B				Dataset C				
	Precision	Recall	F-score	Precision	Recall	F-score	Precision	Recall	F-score	Precision	Recall	F-score	
ClusTop-Word-NA	.617±.002 (24)	.034±.000 (6)	.064±.000 (6)	.709±.003 (23)	.055±.000 (2)	.100±.001 (3)	.669±.009 (22)	.038±.001 (4)	.070±.002 (4)			.070±.002 (4)	(10.4)
ClusTop-BiG-NA	.646±.002 (21)	.035±.000 (3)	.065±.000 (3)	.722±.004 (22)	.056±.001 (1)	.102±.001 (1)	.679±.010 (20)	.040±.001 (2)	.073±.002 (2)			.073±.002 (2)	(8.3)
ClusTop-TriG-NA	.636±.002 (22)	.035±.000 (3)	.065±.000 (3)	.726±.004 (20)	.055±.001 (2)	.101±.001 (2)	.662±.009 (24)	.041±.001 (1)	.075±.002 (1)			.075±.002 (1)	(8.7)
ClusTop-BiHa-NA	.635±.002 (23)	.035±.000 (3)	.065±.000 (3)	.702±.004 (24)	.054±.000 (4)	.099±.001 (4)	.679±.009 (20)	.040±.001 (2)	.073±.002 (2)			.073±.002 (2)	(9.4)
ClusTop-Hash-NA	.831±.004 (9)	.024±.000 (23)	.045±.000 (18)	.873±.008 (9)	.031±.001 (17)	.060±.001 (17)	.911±.012 (8)	.023±.001 (17)	.044±.001 (17)			.044±.001 (17)	(15.0)
ClusTop-Noun-NA	.666±.002 (17)	.033±.000 (9)	.061±.000 (11)	.748±.003 (18)	.051±.000 (5)	.094±.001 (5)	.719±.010 (15)	.036±.001 (6)	.067±.001 (6)			.067±.001 (6)	(10.2)
ClusTop-H2VG-NA	.891±.004 (2)	.024±.000 (23)	.046±.000 (17)	.952±.005 (1)	.031±.001 (17)	.060±.001 (17)	.962±.008 (2)	.023±.001 (17)	.044±.001 (17)			.044±.001 (17)	(12.6)
ClusTop-H2VW-NA	.869±.001 (5)	.027±.001 (20)	.027±.001 (22)	.927±.001 (4)	.030±.001 (20)	.030±.001 (20)	.983±.001 (1)	.020±.001 (23)	.020±.001 (23)			.020±.001 (23)	(15.3)
ClusTop-H2VF-NA	.856±.001 (7)	.028±.001 (16)	.028±.001 (19)	.894±.001 (7)	.030±.001 (20)	.030±.001 (20)	.942±.001 (5)	.021±.001 (20)	.021±.001 (20)			.021±.001 (20)	(14.9)
ClusTop-Word-AH	.660±.002 (19)	.029±.000 (14)	.055±.000 (14)	.724±.004 (21)	.044±.001 (12)	.080±.001 (13)	.703±.010 (17)	.033±.001 (7)	.061±.001 (8)			.061±.001 (8)	(13.9)
ClusTop-Hash-AH	.757±.002 (10)	.033±.000 (9)	.063±.000 (8)	.801±.004 (13)	.044±.000 (12)	.082±.001 (11)	.836±.009 (12)	.026±.001 (15)	.050±.001 (15)			.050±.001 (15)	(11.7)
ClusTop-Noun-AH	.700±.002 (14)	.029±.000 (14)	.054±.000 (15)	.774±.004 (16)	.042±.000 (15)	.079±.001 (15)	.743±.010 (14)	.033±.001 (7)	.062±.001 (7)			.062±.001 (7)	(13.0)
ClusTop-H2VG-AH	.743±.002 (12)	.030±.000 (13)	.058±.000 (13)	.809±.003 (11)	.043±.000 (14)	.080±.001 (13)	.858±.009 (11)	.028±.001 (10)	.053±.001 (11)			.053±.001 (11)	(12.0)
ClusTop-H2VW-AH	.894±.001 (1)	.027±.001 (20)	.027±.001 (22)	.902±.001 (6)	.029±.001 (22)	.029±.001 (22)	.962±.001 (3)	.020±.001 (23)	.020±.001 (23)			.020±.001 (23)	(15.8)
ClusTop-H2VF-AH	.879±.001 (3)	.028±.001 (16)	.028±.001 (19)	.905±.001 (5)	.030±.001 (20)	.030±.001 (20)	.939±.001 (6)	.021±.001 (20)	.021±.001 (20)			.021±.001 (20)	(14.3)
ClusTop-Word-AM	.660±.001 (19)	.036±.000 (1)	.067±.000 (1)	.778±.004 (15)	.050±.000 (6)	.091±.001 (6)	.664±.012 (23)	.027±.001 (13)	.052±.001 (13)			.052±.001 (13)	(10.8)
ClusTop-Hash-AM	.691±.002 (15)	.033±.000 (9)	.062±.000 (9)	.796±.004 (14)	.047±.000 (9)	.087±.001 (9)	.745±.011 (13)	.030±.001 (9)	.058±.001 (9)			.058±.001 (9)	(10.7)
ClusTop-Noun-AM	.841±.001 (8)	.027±.000 (18)	.051±.000 (16)	.883±.003 (8)	.041±.000 (16)	.078±.001 (16)	.859±.009 (10)	.028±.000 (15)	.049±.001 (16)			.049±.001 (16)	(13.7)
ClusTop-H2VG-AM	.736±.002 (13)	.032±.000 (11)	.061±.000 (11)	.856±.003 (10)	.045±.000 (10)	.084±.001 (10)	.875±.008 (9)	.027±.000 (13)	.052±.001 (13)			.052±.001 (13)	(11.1)
ClusTop-H2VW-AM	.876±.001 (4)	.027±.001 (20)	.027±.001 (22)	.936±.001 (2)	.029±.001 (22)	.029±.001 (22)	.955±.001 (4)	.021±.001 (20)	.021±.001 (20)			.021±.001 (20)	(15.1)
ClusTop-H2VF-AM	.859±.001 (6)	.027±.001 (20)	.027±.001 (22)	.930±.001 (3)	.028±.001 (24)	.028±.001 (24)	.928±.001 (7)	.021±.001 (20)	.021±.001 (20)			.021±.001 (20)	(16.2)
LDA-Orig	.752±.002 (11)	.032±.000 (11)	.061±.000 (11)	.802±.003 (12)	.044±.000 (12)	.082±.001 (11)	.706±.010 (16)	.028±.001 (10)	.054±.001 (10)			.054±.001 (10)	(11.6)
LDA-Hash	.689±.002 (16)	.035±.000 (3)	.065±.000 (3)	.751±.003 (17)	.048±.000 (8)	.088±.001 (8)	.702±.010 (18)	.038±.001 (4)	.070±.001 (4)			.070±.001 (4)	(9.0)
LDA-Ment	.666±.002 (17)	.034±.000 (6)	.064±.000 (6)	.730±.004 (19)	.049±.000 (7)	.090±.001 (7)	.698±.012 (19)	.027±.001 (13)	.052±.001 (13)			.052±.001 (13)	(11.9)

3.9 Applications

Topic models are relatively new, and their application to analyzing large repositories of information is currently being studied. Examples of their practical application have been found in cases such as investigating historical topics in large volumes of text (Blevins, 2010) or conducting root cause analysis on the New York Times Opinion page on the Civil War (Nelson, 2011). The proposed topic modelling algorithm has shown promising result in detecting major themes and events in a given text.

Moreover, one of the most recent and popular application for topic modelling is Recommendation System. A user would tend to view or click content under the same or similar topic. For example, an effective topic modelling system can help Netflix in recommending movies that users are interested in based on users' browsing history, so as to increase revenue and users' online time to occupy the market.

3.10 Conclusion

In this chapter, I refine the ClusTop algorithm for topic modelling on Twitter, using more coherent edge weights in the graph containing tweets as nodes. The basic ClusTop algorithm addresses the problem that traditional topic modelling algorithms require the tuning and setting of numerous parameter. ClusTop does not require this parameter tuning and is able to automatically determine the appropriate number of topics using a local maximization of modularity among the word network graph, where the edge weights are usually word co-occurrence frequency. With edges weight adapted into word embedding similarity scores, the refined variants of our ClusTop algorithm, which we use to compare among the variants as well as against various LDA baselines, exhibits better topic quality. The experimental results based on three Twitter datasets with labelled topics (crises and events) show that our ClusTop algorithm can be refined by newer and more appropriate similarity schemes to outperform the various LDA baselines and its basic variants.

Chapter 4

Being Similar Versus Paraphrasing

4.1 Paraphrasing, Special Requirements for Semantic Similarity

Paraphrase is an important part of language since the Renaissance, which helps to gain understanding. A proper paraphrase may exist in different forms, such as changing the original wording in styles, tightening up overly verbose part, speaking more gently, using auspicious words, or even using ominous words (Liddell et al., 1996). More precisely, a paraphrase of something written or spoken is the same thing expressed in a different way¹.

The first question studied in this chapter is what kind of relationship exists between a pair of paraphrases and a pair of similar expressions. In general, we can assume that if the similarity between two units in a certain dimension is infinitely close to the upper limit of similarity, we can say that the two units are the same in this dimension. Linguistically, units with the same meaning are called paraphrases (or synonyms in the case of words)

Rigorous quantification of expression similarity is a regression task. Recognising paraphrases, in contrast, is usually regarded as a binary classification task, usually defined as follows:

$$f : \mathcal{U}, \mathcal{U} \rightarrow \{0, 1\} \quad (4.1)$$

where \mathcal{U} is a set containing all possible linguistic units, and the output is whether a pair of units are paraphrasing each other. Because of the difference in problem definition between similarity quantification and paraphrase, the two tasks are sometimes considered to be independent tasks (Bär, Zesch, and Gurevych, 2015). However, a closer look at the formulations will lead us

¹<https://www.collinsdictionary.com/dictionary/english/paraphrase>

to the conclusion that paraphrase recognition can be considered as applying a threshold function on the output of a similarity function, as shown below:

$$f(u_1, u_2) = \begin{cases} 0, & s(u_1, u_2) < T, \\ 1, & s(u_1, u_2) \geq T, \end{cases} \quad (4.2)$$

where T is a real-value constant. Given a threshold T , paraphrase recognition may be a suitable task to verify the effectiveness of similarity schemes. For example, if a pair of units that humans consider to be paraphrases end up getting a similarity score from a scheme below a threshold, we shall know there is something wrong with that scheme.

For this, I use a set of paraphrase pairs with different level of syntactic similarity. The experiment is to check whether syntactic similarity interferes with the calculation of semantic similarity. This set of paraphrasing pairs is called Concise-536, details of which are given in section 4.5.

This experiment can be thought of as a stress test for similar schemes. The results of the stress test show that for most schemes, syntactic or lexical similarity strongly affects the similarity calculation, even for schemes proposed for semantic similarity, such as BERTScore (T. Zhang et al., 2019). A pair of paraphrases that use very different words tends to receive a lower score than a pair of paraphrases that use the same words. The result is shown in Table 4.7.

4.2 Paraphrase Recognition and Paraphrase Generation

Currently, there are two NLP tasks closely related to paraphrasing, one is the paraphrase recognition task defined above, and the other is paraphrase generation, which is a conditional natural language generation task. In addition to testing similarity, I extend this research slightly to paraphrase generation through a task called "revising for concision".

Paraphrase generation is unofficially regarded as the task to generate an output sentence which is semantically identical to the input sentence but contains variations in lexicon or syntax².

²<http://nlpprogress.com/english/paraphrase-generation.html>

Formally,

$$g : \mathcal{U} \rightarrow \mathcal{U} \quad (4.3)$$

Paraphrase generation is closely related to paraphrase recognition, as the efficacy of function g is usually determined by the function value from f . In other words, these two tasks can only be solved together, and solving one is equivalent to solving the other (Iyyer et al., 2018)

However, paraphrase generation is essentially not a function, or at least not a well-posed function. Its input can expect multiple equally plausible outputs. For units u_1 , u_2 , and u_3 that are paraphrases to each other, one may expect that either u_2 or u_3 to be a valid output if u_1 is an input. Analogous to that a circle cannot be defined through an explicit function, paraphrase generation is a function g that satisfies the following condition:

$$\begin{aligned} f(u, g(u)) &= 1, \text{ or} \\ s(u, g(u)) &\geq T. \end{aligned} \quad (4.4)$$

4.3 Revision for Concision: A Constrained Paraphrase Generation Task

Academic writing should be concise as concise sentences better keep the readers' attention and convey meaning clearly. Writing concisely is challenging, for writers often struggle to revise their drafts. We introduce and formulate revising for concision as a natural language processing task at the sentence level. Revising for concision requires algorithms to use only necessary words to rewrite a sentence while preserving its meaning. The revised sentence should be evaluated according to its word choice, sentence structure, and organization. The revised sentence also needs to fulfil semantic retention and syntactic soundness. To aid these efforts, we curate and make available a benchmark parallel dataset that can depict revising for concision. The dataset contains 536 pairs of sentences before and after revising, and all pairs are collected from college writing centres. We also present and evaluate methods that address this task, which may assist researchers in this area.

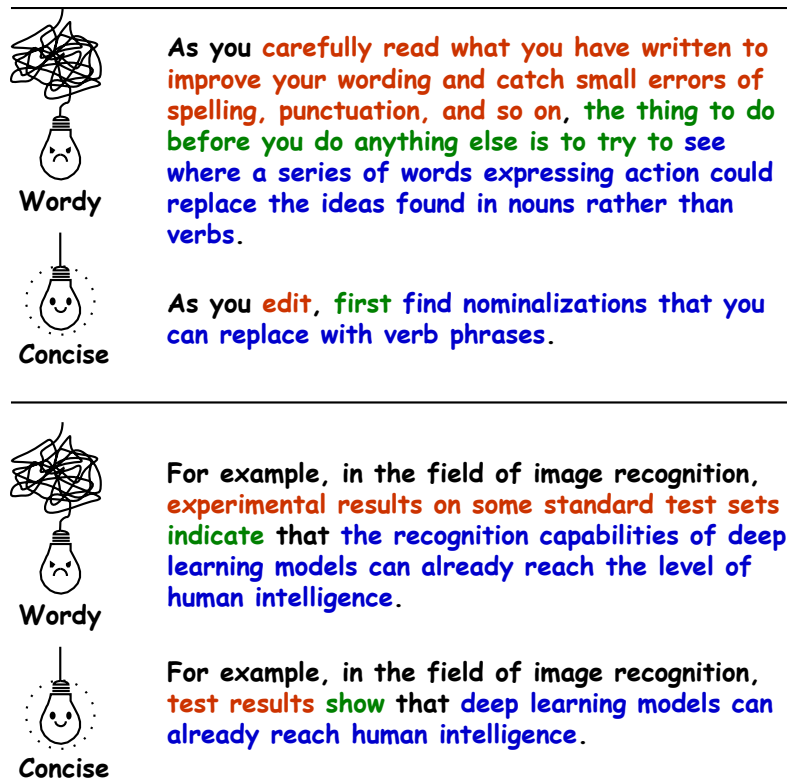


FIGURE 4.1: Wordy sentences are more boring to read than concise sentences. But how do we turn lengthy sentences into concise ones? We show two examples. The above sentence pair is taken from the Purdue Writing Lab, which suggests how college students should succinctly revise their writing (PU, n.d.). In the other example, the wordy sentence comes from a scientific paper (K. Chen et al., 2020), and its concise counterpart is predicted from the concise reviser we developed (Section 4.6). In each pair, text with the same colour delivers the same information.

Concision and clarity³ are important in academic writing as wordy sentences will obscure good ideas (Figure 4.1). Concise writing encourages writers to choose words deliberately and precisely, construct sentences carefully to eliminate deadword, and use grammar properly (Stanford University, n.d.), which often requires experience and time. A first draft often contains far more words than necessary, and achieving concise writing requires revisions (MON, 2020). As far as we know, currently this revision process can only be done manually, or semi-manually with the help of some rule-based wordiness detectors (Adam and Long, 2013). We therefore introduce and formulate revising for concision as a natural language processing (NLP) task and address it. In this study, we make the following contributions:

³We treat *concision* and *conciseness* as equivalent, and *clarity* as part of *concision*

1. We formulate the revising for concision NLP task at the sentence level, which reflects the revising task in academic writing. We also survey the differences between this task and sentence compression, paraphrasing, etc.
2. We release a corpus of 536 sentence pairs, curated from 72 writing centres and additionally coded with the various linguistic rules for concise sentence revision.
3. We propose baseline methods by fine-tuning Seq2Seq models for this task, and conduct automatic and human evaluations. We observed promising preliminary results and we believe that our findings will be useful for researchers working in this area.

4.4 Problem Statement

4.4.1 Revision as an English Writing Task

Concise writing itself is a lesson that is often emphasized in colleges, and revision is crucial in writing. The following definitions are helpful when we set out to formulate the task.

Definition 4.4.1 (Concise). Marked by brevity of expression or statement: free from all elaboration and superfluous detail (Merriam-Webster, n.d.[a]).

Definition 4.4.2 (Concise writing, English). Writing that is clear and does not include unnecessary or vague/unclear words or language (UOA, n.d.).

Revising for concision at paragraph level, or even article level, may be the best practice. However, sentence-level revising usually suffices. We focus on revising for concision at the sentence level now. Indeed, in many college academic writing tutorials, revisions for concision are for individual sentences, and this process is defined as follows.

Definition 4.4.3 (Revise for concision at the sentence level, English⁴). Study a sentence in draft, use specific strategies⁵ to edit the sentence concisely without losing meaning.

If someone, such as a college student, wants to concisely modify a sentence, specific strategies (*e.g.*, *delete* weak modifiers, *replace* phrasal verbs with single verbs, or *rewrite* in active voice,

⁴Adapted from notes of PU (n.d.) Writing Lab and Rambo (2019)

⁵Presented in Appendix (Table 4.4) as a periphery of this study.

etc.) tell us how to locate wordiness and how to edit it (PU, n.d.; WU, n.d.; UALR, n.d.; UNZ, n.d.; MON, 2020). The rule is to repeatedly detect wordiness and revise it until no wordiness is detected or it cannot be removed without adding new wordiness. The final product serves as a concise version of the original sentence, if it does not lose its meaning.

4.4.2 Task Definition in NLP

Now that we know how humans can revise a sentence, what about programs? Each strategy is clear to a trained college student, but not clear enough to program in code. On the one hand, existing verbosity detectors may suggest which part of a sentence is too "dense" (Adam and Long, 2013), but fail to expose fine-grained wordiness details. On the other hand, how programs can edit sentences without losing their meaning remains challenging. In short, no existing program can generate well-modified sentences in terms of concision.

Eager for a program that revises sentences nicely and concisely, we set out to formulate this modification process as a sequence-to-sequence (Seq2Seq) NLP task. In this task, the input is any English sentence and the output should be its concise version. We define it as follows.

Definition 4.4.4 (Revise for concision at the sentence level, NLP). Produce a sentence where minimum wordiness can be identified. (And,) the produced sentence delivers the same information as input does. (And,) the produced sentence is syntactically correct.

As many other NLP tasks, *e.g.*, machine translation, named-entity recognition, etc., Definition 4.4.4 describes the product (text) of a process, not the process itself, *i.e.*, how the text is produced. This perspective is different from that of Definition 4.4.3

Among three components in Definition 4.4.4, both the first and the third are clear and self-contained. They are related to syntax; hence, at least human experts would think it straightforward to determine the soundness of a sentence on both. For example, the syntax correctness of an English sentence will not be judged differently by different experts, unless the syntax itself changes. Unfortunately, the second component is neither clear nor self-contained. This component asks for information retention, which is a rule inherited from Definition 4.4.3. Determining the semantic similarity between texts has long been challenging, even for human experts (Rus, Banjade, and Lintean, 2014).

We then clarify the definition by assuming that combining the second and third components in Definition 4.4.4 meet the definition of the paraphrase generation task (Rus, Banjade, and Lintean, 2014). Henceforth, Definition 4.4.4 can be simplified to Definition 4.4.5.

Definition 4.4.5 (Revise for concision at the sentence level, NLP, simplified). Produce a *paraphrase* where minimum wordiness can be identified.

The revising⁶ task is well-defined, as long as "paraphrase generation" is well-defined. It is a paraphrase generation task with a syntactic constraint.

4.4.3 Task Performance Indicator

How does one approximately measure revision performance? In principle, Definition 4.4.4 should be used as a checklist. A good sample requires correct grammar (γ), complete information (ρ) and reduced wordiness ($1 - \omega$), assuming each component as a float number between 0 and 1. The overall assessment (χ) of the three components is as follows,

$$\chi = \alpha^2 \cdot (\gamma - 1) + \alpha \cdot (\rho - 1) + (1 - \omega), \quad (4.5)$$

where $\alpha \in \mathbb{R}_{>1}$ is a large enough number, as we believe that γ and ρ outweigh $1 - \omega$. Intuitively, if a revised sentence does not paraphrase the original one, assessing the reduction of wordiness makes little sense. Concision χ would always be negative if $\gamma < 1$ or $\rho < 1$. For a balance among syntax, information, and wordiness, the coefficient α tells how much syntax outweighs information, or information outweighs reduced wordiness. Empirically, minimum of α can be around the word count in a standard sentence. In other words, even if a single key word is missing, the decrease in ρ is bigger than the increase in $1 - \omega$.

Corresponding to the three components is a mix of three tasks, including grammatical error correction for g , textual semantic similarity for r , and wordiness detection for w . Unfortunately, both a reference-free metric good enough to characterize the paraphrase and a robust wordiness detector are rare. Therefore, such assessment of concision is now only feasible through human evaluation.

⁶stands for (*machine*) revising for concision if not otherwise specified, so does *revision*

To enable automatic evaluation for faster feedback, we currently follow Papineni's viewpoint (Papineni et al., 2002). The closer a machine revision is to a professional human revision, the better it is. To judge the quality of a machine revision, one measures its closeness to one or more reference human revisions according to a numerical metric. Thus, our revising evaluation system requires two main components:

1. A numerical "revision closeness" metric.
2. A corpus of good quality human reference revisions.

Different from days when Papineni needed to propose a closeness metric, we can adopt various metrics from machine translation and summarization community (C.-Y. Lin, 2004; Banerjee and Lavie, 2005). Since it is certain which criterion correlates best, we take multiple relevant and reasonable metrics into account to estimate quality of revision. These metrics include those measuring higher order n-grams precision (BLEU, Papineni et al., 2002), explicit Word-matching, stem-matching, or synonym-matching (METEOR, Banerjee and Lavie, 2005), surface bigram units overlapping (ROUGE-2-F1, C.-Y. Lin, 2004), cosine similarity between matched contextual words embeddings (BERTScore-F1, T. Zhang et al., 2019), edit distance with single-word insertion, deletion, or replacement (word error rate, Su, M.-W. Wu, and Chang, 1992b), edit distance with block insertion, deletion, or replacement (translation edit rate, Snover et al., 2006), and explicit goodness of words editing against reference and source (SARI, Wei Xu et al., 2016). In short, BLEU, METEOR, ROUGE-2-F1, SARI, word error rate and translation edit rate estimate sentence wellformedness lexically; METEOR and BERTScore-F1 consider semantic equivalence. Comparing grammatical relations found in prediction with those found in references can also measure semantic similarity (Clarke and Lapata, 2006b; Riezler et al., 2003; Toutanova et al., 2016). Grammatical relations are extracted from dependency parsing, and F1 scores can then be used to measure overlap.

In contrast, the lack of good parallel corpus impedes (machine) revising for concision. To address this limitation, we curate and make available such a corpus as benchmark. Each sample in the corpus contains a wordy sentence, and at least one sentence revised for concision. Samples

Category	Action	# sents.	Mean words wordy sent.	Mean words concise sent.	Translation Rate	Edit
I	Delete	169	13.16	9.17	4.72	
II	Replace	116	12.37	9.02	5.1	
III	Rewrite	153	14.43	9.73	9.54	
IV	Delete + Replace	42	23.81	11.57	15.16	
V	Replace + Rewrite	33	21.52	12.85	14.88	
VI	Delete + Rewrite	14	24.5	11.36	17.71	
VII	Delete + Replace + Rewrite	9	32.56	14.56	25.56	
All	-	536	15.32	9.86	8.31	

TABLE 4.1: Revising a sentence can involve either one of the three strategies (category I, II, III), or a combination of them (category IV, V, VI, VII). Sample sizes, average word counts before and after revisions, and average edit distance (translate edit rate, TER) for revision are listed.

are from English writing centres of 57 universities, ten colleges, four community colleges, and a postgraduate school.

4.5 Benchmark Corpus

The collated corpus, named **Concise-536**, contains 536 pairs of sentences. This is a fair starting size, comparable with 385 of RST-DT (semantic parsing, Carlson, Marcu, and Okurowski, 2003), 500 of DUC 2004 (summarization⁷), or 575 by Cohn and Lapata (2008) (sentence compression). Each concise sentence is revised from its wordy counterpart by English specialists from the 72 universities, colleges, or community colleges. Sentence ID, category and original link are available for each data point⁸, and a 120-point validation split from other sources is attached.

Revising different sentences can go through a completely different process. As seen below, simply crossing out a few words revises Example 4.5.1; a new word is needed in revising Example 4.5.2; and even the sentence structure needs changing in Example 4.5.3.

Corpus Example 4.5.1 (Delete). Any ~~particular type of~~ dessert is fine with me. (PU, n.d.)

Corpus Example 4.5.2 (Replace). She ~~has the ability to~~ can influence the outcome. (PU, n.d.)

Corpus Example 4.5.3 (Rewrite). ~~The 1780 constitution of Massachusetts was written by John Adams.~~ John Adams wrote the 1780 Massachusetts Constitution. (UNC, 2021)

In Concise-536, we do not identify fine-grained wordiness because a phrase can have more than one type of verbosity at the same time. For instance, we can revise "*Her poverty also helped*

⁷<https://duc.nist.gov/duc2004/>

⁸<https://huggingface.co/datasets>

in the formation of her character." to "*Her poverty also helped form her character.*" (George Mason University, 2021), treating "*in the formation of*" as either a wordy prepositional phrase, or nominalization. Rather, we focus on editing.

In editing, the three actions are not complementary, and instead have varying degrees of power. Deleting can be covered by replacing (See Section 4.7.1), which could be again covered by rewriting, *i.e.*, rewriting is the most flexible. However, Occam's razor pushes us to prioritize the actions requiring lower effort to complete, *i.e.*, delete < replace < rewrite. Supposedly, the difficulty for implement each action with programs shares the same trend. In addition, some sentences contain multiple wordiness occurrences, each of which may need a different action, *e.g.*, delete + replace.

Interested in how well a revising algorithm resembles each action, we label revisions in each sentence pair and divide them into seven categories. Revisions that require the same set of actions will be assigned to the same category. Each revision is assigned to one of seven categories in Table 4.1.

For convenience, we standardize categorizing rules as follows where each sentence is a word-level sequence. For each pair, we have a wordy sequence (w) and a concise sequence (c).

1. If c is a (not necessarily consecutive) subsequence of w , we consider revision only requires deletion (category I).
2. If not, we only delete redundancy from w to get w' , *i.e.*, w' paraphrases w , and w' is a subsequence of w . Then, we make local⁹ replacement(s) to w' to get w^* , and every individual state from w' to w^* (*i.e.*, after each local replacement) paraphrases w' . If $w^* = c$ and $w' = w$, we consider revision only requires replacement (category II). If $w^* = c$ and $w' \neq w$, we consider revision only requires deletion and replacement (category IV).
3. If $w^* = w$, we consider revision relies solely on rewriting (category III).

Corpus Example 4.5.4 (category I). ~~There are~~ four rules ~~that~~ should be observed. (PU, n.d.)

Corpus Example 4.5.5 (category III). ~~Regular reviews of~~ online content should be ~~scheduled re-~~
~~viewed regularly.~~ (MON, 2020)

⁹Empirically, in a sentence or clause, we do not replace the subject and predicate verb together.

Corpus Example 4.5.6 (category IV). She fell ~~down due to the fact that~~ because she hurried. (PU, n.d.)

Example 4.5.4 used to be wordy in the running start, but deleting suffices in revision. Therefore, although counter intuitive, it belongs to category I. An adjective-noun pair is the wordiness in Example 4.5.5, yet its revision is more complex than replacing a verb. Usually, revision involves multiple strategies, as seen in Example 4.5.6 (delete "down" + replace "due to the fact that with" with "because").

Human annotators implement the rules, as we need to check whether the meaning is still the same at each step.

Usually, category III sentences are the hardest to revise as the easier strategies of deleting and replacing are not applicable. In fact, revising category V, VI, and VII sentences are more challenging, as these sentences are longer, more complex, and more deliberate than category III sentences (Figure 4.4, Table 4.9, 4.10), which is a bias in this corpus.

4.6 Experiments

We also offer a baseline solution in this study. Solutions to machine revision for concision can be diverse. Neural model solutions include tree-to-tree transduction models (Cohn and Lapata, 2008), or general Seq2Seq models. We present a Seq2Seq baseline method, for it is flexible and straightforward. The model architecture is BART (Lewis et al., 2020).

Ideally, training corpora tune statistical models or neural models, such that we can test tuned models on the benchmark corpus. However, lacking authoritative revisions prompted us to let models fit relevant task data. We also use public external knowledge, *e.g.*, WordNet (Fellbaum, 2010). This section describes how we build an ad hoc training corpus to initiate this task.

The BART base model (124,058,116 parameters) is then used to fit *each* training set in this section. Training settings are fixed (batch size at 32, PyTorch Adam optimizer (Paszke et al., 2019; Kingma and Ba, 2015) with initial learning rate at 5×10^{-5} , validated every 5,000 iterations). We then evaluate trained models on Concise-536.

4.6.1 Pre-baselines

We prepare training samples by adjusting data from paraphrase generation (ParaNMT, Wieting and Gimpel, 2018), sentence simplification (WikiSmall, Xingxing Zhang and Lapata, 2017), or sentence compression (Gigaword, A. M. Rush, Chopra, and Weston, 2015; Google News datasets, Filippova and Altun, 2013; MSR Abstractive Text Compression Dataset, Toutanova et al., 2016).

4.6.2 WordNet as Booster

Pre-baselines are useful, but they are not developed for revision tasks after all. To replace a verb or noun phrase with a single word, we leverage word glosses in public dictionaries, *i.e.*, WordNet (Fellbaum, 2010). Word semantics are close to semantics in their glosses. This feature is usually used to improve word embedding (Bosc and Vincent, 2018) or evaluate analogy of word embedding (Tomás Mikolov et al., 2013). We use this feature to replace a verb or noun phrase with a single word.

We create data samples using WordNet and a language modelling corpus. For each sentence s in the corpus, we use WordNet vocabulary glosses to inflate it and obtain s' . Resulted parallel data approximate phrase replacement in sentence revision.

We first pick a unigram u , one of nouns, verbs, adjectives, or adverbs in s . At the same time, we avoid common words, *e.g.*, "old", or collocations and compounds, *e.g.*, "united" in "United Kingdom". Next, we apply Lesk's dictionary-based word sense disambiguation (WSD) algorithm (Lesk, 1986) on u and s to get gloss g . Then, we parse s and g to obtain respective dependency trees T_s and T_g ; r_g denotes root node in T_g . Usually, if u is a noun, r_g is a noun, and if u is an adjective, r_g is a verb. Eight $u \rightarrow r_g$ patterns account for over 90% of the WordNet vocabulary (Table 4.5). In Algorithm 3, We modify dependency trees (T_s and T_g) according to the eight patterns. The remaining six patterns are NOUN \rightarrow VERB, ADJ(-S) \rightarrow ADJ, ADJ \rightarrow ADP, ADJ \rightarrow VERB, and ADV \rightarrow ADP.

Finally, we filter and post-process synthesized sentences. We parse s' again and compare it

Algorithm 3 Rule-based Gloss Substitution

Require: T_s, T_g **return** s'

Copy-children(from u , to r_g)

Locate h_u ▷ head node of u

Delete (u with children, from T_s)

if $u \in \text{NOUN}$ **then**

Insert-child-node (r_g with children, to h_u)

if $r_g \in \text{VERB}$ **then**

$u \leftarrow \text{Gerund}(u)$

end if

Correct inflections (singular and plural forms)

Remove duplicate determiners

else if $u \in \text{VERB}$ **then**

Insert-child-node (r_g with children, to h_u)

Correct inflections (person and tense)

Add/Remove prepositions according to verb transitivity

else

Insert-right-child-node (r_g with children, to h_u) ▷ Post attributive

end if

$s' \leftarrow \text{Linearize}(T_s)$

Methods	I	II	III	IV	V	VI	VII	All	H	ρ	ω
ParaNMT (Wieting and Gimpel, 2018)	0.46	0.62	0.46	<i>0.53</i>	0.44	0.45	<i>0.38</i>	0.55	3.40		
MSR (Toutanova et al., 2016)	<i>0.74</i>	0.58	0.44	0.51	0.41	0.44	0.37	0.57	2.79	0.78	0.40
G. News (Filippova and Altun, 2013)	0.61	0.46	0.39	0.40	0.35	0.39	0.33	0.48	5.74		
Gigaword (A. M. Rush, Chopra, and Weston, 2015)	0.30	0.29	0.28	0.31	0.25	0.29	0.23	0.29	6.74		
WikiSmall (Xingxing Zhang and Lapata, 2017)	0.70	0.59	<i>0.48</i>	0.52	0.44	<i>0.46</i>	<i>0.38</i>	0.57	3.31		
WordNet (Fellbaum, 2010)	0.70	0.60	0.47	0.52	0.46	0.45	0.37	0.58	2.79	0.99	0.47
Baseline	0.75	0.60	0.47	0.55	0.40	0.45	0.41	0.59	2.62	0.82	0.41
Input (control group)	0.73	<i>0.61</i>	0.49	<i>0.53</i>	0.46	0.47	<i>0.38</i>	0.59	-	-	0.52

TABLE 4.2: We average BLEU, METEOR, ROUGE-2-F1, SARI, Parsed relation F1, BERTScore-F1, and (negative) translation edit rate of (pre-)baseline methods. The most favorable score in each column is in bold, the second most favorable in italics. This table estimates the strengths and weaknesses of each variants. System ranking from human evaluation (**H**), information retention (ρ), and wordiness (ω) are presented in the right-most columns.

with the dependency tree from which s' is linearized. We drop those with more than three mismatches, or with accuracy lower than 0.9. We "smooth" synthesized sentences with parroting¹⁰, to mitigate overfitting. We also drop those sharing low semantic similarity (BERTScore ≤ 0.82) with original s .

We take the first 0.2 million sentences from WikiText-103 corpus (Merity et al., 2017) and around 71 thousand data points after filtration are available to train the BART base model.

¹⁰https://huggingface.co/prithivida/parrot_paraphraser_on_T5

Category	Reference(s)	Prediction
5th percentile	Bob provided an explanation of explained the computer to his grandmother.	Bob provided an explanation of explained the computer to his grandmother.
95th percentile	Rather than taking the bull by the horns, she was quiet as a church mouse avoided confrontation by remaining silent.	Rather than taking the bull by the horns, she was quiet as a church mouse.

TABLE 4.3: Well/poorly revised samples in the corpus. Shorter sentences that require simpler actions are perfectly revised. Rewriting clichés is difficult, in which case the baseline approach tends to use deletion.

4.6.3 Multi-Task Learning

Each dataset in pre-baselines, including WordNet, handles part of task. However, sentence compression or simplification does not emphasize complete information retention; paraphrase generation hardly encourages deletion; synthetic data limit editing scope because word glosses are limited. We hypothesize that mixing the good samples among these datasets could more closely approximate the revision task. Therefore, we adjust datasets again. We keep every sample in MSR as it is small (21,145, see Appendix). Semantic similarity lower bound for sentence compression and simplification datasets is set at BERTScore = 0.9. For ParaNMT, we discard samples with less than 10 words. As a result, ablation of mixed and shuffled data samples shows that a mixture of MSR, filtered ParaNMT, and synthetic WordNet dataset leads to the strongest baseline. This baseline method uses transfer learning from multiple datasets to learn revising strategies such as deletion and phrase replacement.

4.6.4 Baseline Result

Table 4.2 shows test results in each category. The baseline model has the highest overall score and is more robust than pre-baseline models on category I, IV, and VII. The same architecture trained only on MSR outperforms any other pre-baseline for deletion (category I) and ranks second for replacement (category II). The top-ranked pre-baseline for replacement (category II) is trained on ParaNMT. In category V, the model trained on WordNet scores highest, slightly outperforming other pre-baselines. Trends in category III, IV, VI, VII are less clear. Datasets Gigaword, Google News, and WikiSmall may be quite different from the benchmark corpus, and thus models trained on these datasets do not score well.

The baseline model suffers from two shortcomings common to all pre-baselines. First, the model relies on transfer learning from MSR and ParaNMT and struggle to rewrite (category III) or to handle composite wordiness (category V, VI, VII). Second, the baseline outputs score worse than the input text on many metrics in many categories, especially on category III. These shortcomings suggest challenges in revision. We take the 5th and 95th percentile from all 536 samples to qualitatively illustrate the baseline in Table 4.3. Apart from samples in Concise-536, Figure 4.1 shows an arbitrary sentence by non-English native speakers (K. Chen et al., 2020). Our baseline reviser removes repetition and unnecessary prepositional phrases, illustrating its potential in academic writing.

For human evaluation, we adopt an approach similar to Hsu et al. (2018), J. Zhang et al. (2020), and Ravaut, Joty, and N. F. Chen (2022). We (1) rank the samples by overall automatic evaluation on the *baseline* model in descending order; (2) divide the examples in *each category* into two buckets; (3) randomly pick one example from each bucket. For each picked sample, we ask three graduate students (IELTS 7.0 or equivalent) to rank the predictions of seven systems, and the average ranking of each system is shown in **H** column in Table 4.2.

For top three systems, human evaluators then assess information retention (ρ) and wordiness (ω), since system outputs are in good syntax. Particularly, human assessment on wordiness engages the Paramedic Method (Lanham and Stodel, 1992) to highlight the wordy part and $\omega = (\# \text{ wordy words}) / (\# \text{ all words})$. The model trained adapted WordNet data preserves information better, which also accounts for its good human ranking.

We observe general correlation between automatic score ranking and human evaluation ranking. However, information retention is not sufficiently represented by semantic similarity scores like BERTScore. These findings suggest further investigation on the evaluation scheme of this task.

4.7 Related Work

4.7.1 Deleting as in Sentence Compression

When revising, deleting redundant words is common. For example, we can revise "*research is increasing in the field of nutrition and food science*" to "*research is increasing in nutrition and food science*" (URI, 2019), simply by deleting "*the field of*". Deleting is canonical in sentence compression, a task aiming to reduce sentence length from source sentences while retaining basic meaning (Jing, 2000; Knight and Marcu, 2000; McDonald, 2006). For example, the compression task has been formulated as integer linear programming optimisation using syntactic trees (Clarke and Lapata, 2006a), or as a sequence labelling optimisation problem using the recurrent neural networks (RNN) (Filippova, Alfonseca, et al., 2015; Klerke, Goldberg, and Søgaard, 2016; Kamigaito, Hayashi, et al., 2018). They explicitly or implicitly use dependency grammar. Pre-trained language models such as ELMo (Peters et al., 2018) and BERT (Devlin et al., 2019) can encode features apart from dependency parsing (Kamigaito and Okumura, 2020), bringing prediction and reference sentences closer.

All methods rely on parallel datasets labelling parts to be deleted. However, the deleting part in sentence compression differs from that in revision. (Filippova and Altun, 2013) created Google dataset from titles and first sentence of news articles. The information retained in the first sentence depends on the title. While this creation is useful for reducing excessive information, the deleted part is probably not wordiness.

Deleting does not solve everything in revision. We can revise "*in this report I will conduct a study of ants and the setup of their colonies*" to "*in this report I will study ants and their colonies*", taking advantage of noun-and-verb homograph. However, a more concise version "*this report studies ants*" (Commnet, n.d.) requires changing "*study*" to third-person singular.

4.7.2 Replacing as in Paraphrase Generation

Word choice matters as well, thus we revise by paraphrasing to stronger words. Paraphrase generation changes a sentence grammatically and re-selects words, while retaining meaning. Paraphrasing matters in academic writing, for it helps avoid plagiarism. Rule-based or statistical

machine paraphrasing substitutes words by finding synonyms from lexical databases, and decodes syntax according to template sentences. This rigid method may undermine creativity (Bui et al., 2021). Pre-trained neural language models like GPT (Radford et al., 2019) or BART (Lewis et al., 2020) paraphrase more accurately (Hegde and Patil, 2020). Through paraphrasing, we can replace verb phrase "*conduct a study*" to verb "*study*" in the example above, rather than delete and rely on noun-and-verb homographs to keep the sentence syntactically correct.

Machine revision is a kind of paraphrase generation, and vice versa is not true. Current paraphrase generation does not require concision in generated sentences. Automatically annotated datasets for paraphrasing include ParaNMT (Wieting and Gimpel, 2018), Twitter (W. Lan et al., 2017), or re-purposed noisy datasets such as MSCOCO (T.-Y. Lin et al., 2014) and WikiAnswers (Fader, Zettlemoyer, and Etzioni, 2013). We may adapt paraphrase parallel datasets to train revising models, as investigated in Section 4.6.

4.7.3 Other related tasks

Summarization produces a shorter text of one or several documents, while retaining most of meaning (Paulus, Xiong, and Socher, 2018). This is similar to sentence compression. In practice, summarization welcomes novel words, allows specifying output length (Kikuchi et al., 2016), and removes much more information than sentence compression does. Datasets include XSum (Narayan, Cohen, and Lapata, 2018a), CNN/DM (Hermann et al., 2015), WikiHow (Koupaei and W. Y. Wang, 2018), NYT (Sandhaus, 2008), DUC-2004 (Over, Dang, and Harman, 2007), and Gigaword (A. M. Rush, Chopra, and Weston, 2015), where summaries are generally shorter than one-tenth of documents. On the other hand, sentence summarization (Chopra, Auli, and A. M. Rush, 2016) uses summarization methods on sentence compression datasets, retaining more information and possibly generating new words.

Summarization compresses long document(s) into a short, fluent, and coherent text that delivers relevant, consistent, and as much information as possible from the source document Fabbri et al., 2021. However, most works on machine summarization do not perform a direct evaluation based on these qualities of a good summary, which is challenging to quantify. Instead, a common approach is to compare the machine summary against that of a gold-standard human

summary. Hence, contemporary summarization usually depends on three main aspects: (i) having benchmark datasets to provide source and references texts for comparison; (ii) using automatic metrics to quantify this closeness; and (iii) developing good summarizing approach, which is the main aim of this task. The third aspect on developing good summarizing approaches is highly dependent on the earlier two, but current metrics miscalculate factual consistency F. Liu and Yang Liu, 2008; Cohan and Goharian, 2016; Chaganty, Mussmann, and Liang, 2018; Narayan, Cohen, and Lapata, 2018a; Owczarzak et al., 2012. The rest of this section lists the frequently used metrics, and summarizing approaches.

Pointer Generator See, P. J. Liu, and Christopher D. Manning, 2017, an encoder-decoder model built with Long short-term memory (LSTM). A copy mechanism helps generate out-of-vocabulary words in inputs. A coverage mechanism penalizes word repeating

Fast-Abs-RL Y.-C. Chen and Bansal, 2018, built upon a Pointer Generator, rewrites selected sentences from inputs. ROUGE-L gives feedback in reinforcement learning of sentence selection.

Bottom-Up Gehrmann, Deng, and A. Rush, 2018, built upon a Pointer Generator, restricts the copy attention distribution during inference.

Pretrained encoding transformers such as BERT Devlin et al., 2019 extract features from input texts. MatchSum uses features to select source sentences as summaries. BertSum-Abs Yang Liu and Lapata, 2019 decode features to generate summaries. Feature extracting backbone shifts from recurrent neural networks (RNN) to transformers.

Pretrained conditional generative transformers addresses general text generations tasks. GPT-2 Radford et al., 2019; Ziegler, Sabongui, and Palfinger, 2019, UniLM Dong et al., 2019, or BART Lewis et al., 2020 can write summaries if they are fine-tuned on corresponding datasets. Pegasus J. Zhang et al., 2020 is a transformer pretrained on summarization datasets.

Recent summarizing approaches mix and match pretrained transformers and various training methods Dou et al., 2021; Yixin Liu and P. Liu, 2021 and generate summaries with more favourable scores.

Although often evaluated by ROUGE, most approaches optimize maximum likelihood estimation (MLE) between outputs and references.

Text simplification modifies vocabulary and syntax for easier reading, while retaining approximate meaning (Omelianchuk, Raheja, and Skurzhanskyi, 2021). Hand-crafted syntactic rules (Siddharthan, 2006; Carroll et al., 1999; Chandrasekar, Doran, and Srinivas, 1996) and aligned sentences-driven simplification (Yatskar et al., 2010) have been explored. Corpora such as Turk (Wei Xu et al., 2016) and PWKP (Z. Zhu, Bernhard, and Gurevych, 2010) are compiled from Wikipedia and Simple English Wikipedia (Coster and Kauchak, 2011). Rules for simplification may deviate from that for revision, *e.g.*, text simplification sometimes encourages prepositional phrases (Wei Xu et al., 2016). Still, adapting these approaches may benefit academic revising for concision.

Fluency editing (Napoles, Sakaguchi, and Tetreault, 2017) not only corrects grammatical errors but paraphrases text to be more native sounding as well. Its paraphrasing section is constrained such that outputs represent a higher level of English proficiency than inputs. As a constrained paraphrase task, fluency editing may alleviate ill-posed problems in paraphrase generation (R. Cao et al., 2020; Rus, Banjade, and Lintean, 2014). However, such constraints may not be consistent with those required for concision.

In general, machine revision for academic writing requires new methods. Rules for revision can be adapted from these related tasks, so do training strategies.

4.8 Discussion

Comparing baseline reviser's effectiveness for different categories, we understand deleting and replacing are much easier sub-tasks than rewriting is. The former two actions, especially deletion, are less ill-posed, while rewriting is open. Still, revision for concision requires an algorithm that is able to use all three actions in combination. Its goal is to resolve all seven categories of cases, marking distinction between revision and other tasks such as sentence compression.

We use seven metrics to estimate a reviser's effectiveness, since each metric has its shortcomings. For example, METEOR does not adequately penalize nominalization, and thus wordy input texts typically score higher on METEOR than algorithm outputs. More targeted metrics for this task, including reference-free structural metrics (Sulem, Abend, and Rappoport,

2018), might help. We do not include word counts. Although concision is marked by brevity and wordiness often correlates to high word count, concise writing does not always require the fewest words (PU, n.d.). Optimizing a lower word count may be misleading even if it is constrained to zero information loss (Siddharthan, 2006). For example, abusing pronouns and ellipses can result in shorter sentences that are harder to read.

Transferring knowledge from other tasks to approximate revising is a stopgap measure. Specialized revising methods exist, *e.g.*, the Paramedic Method (Lanham and Stodel, 1992). Automated specialized methods may be more efficient.

4.8.1 Linguistic Rules in Revising for Concision

We collate and present a set of practical linguistic rules for concise sentence revision, which we synthesize based on guidelines from writing centres at numerous major universities and educational institutes. Table 4.4 illustrates how wordiness can be fine-grained, and what action is required once a wordiness is identified (UNC, 2021; PU, n.d.; MON, 2020).

4.8.2 Technical Difficulties in Reference-free Revision Evaluation

Had we chosen not to follow Papineni's viewpoint, reference-free evaluation is the way to go. However, it is technically not trivial to use programs to detect wordiness or syntax errors these days (See Section 4.4.3), let alone detect semantic similarity. Progress in sentence embedding (Z. Lin et al., 2017) and semantic textual similarity (Z. Yang et al., 2019) enables meaning comparison between sentences, but relying on one developing system to evaluate another is risky. Moreover, information delivered by a sentence is sometimes beyond its textual meaning. Concise writing can suggest eliminating first-person narratives; *e.g.*, "*I feel that the study is significant*" is revised to "*The study is significant*" (WU, n.d.). Here, the first-person statement used to be the main clause, and removing it will shift sentence embedding. Nevertheless, in academic writing, these two sentences deliver identical information.

Wordiness identified	Action
Weak modifiers (qualifiers / intensifiers)	Delete
Redundant pairs	
Grouped synonyms	
Stock phrases	
Unnecessary hedging	
Implied information	
Yourself	
Informal language	Replace
Vague pronoun references	
Possessive constructions using "of"	
Prepositional phrases	
All-purpose nouns	
Vague Swamp	
Fancy words	
Helping verbs ("to be" verbs, "be" + adjective)	
Adjective-noun pairs	
Phrasal verbs	
Verb-adverb pairs	
Nominalisation / noun strings	
Cliches and Euphemisms	
Empty phrases	
Expletive constructions	
long sentences (>25 words)	
Running starts (with "there / it" + "be")	
Long opening phrases / clauses	
Needless transitions	
Interrupted subjects and verbs	
Interrupted verbs and objects	
Negatives (opposite to affirmatives)	
<i>and anything violating:</i>	
A blend of active and passive verbs	
Elliptical constructions / parallelism	
Only one main idea per sentence	

TABLE 4.4: Revising rules collated from college writing centres. Three actions are available. Redundancy can be deleted; short, specific, concrete and stronger expressions shall replace vague ones; sentences should be rewritten if neither deleting nor replacing helps.

4.8.3 Explaining Categories in the Corpus

There are seven categories, as seen in Figure 4.2. Note that although three actions (delete, replace, rewrite) are put side-by-side, they are with different levels of flexibility. In fact, every revision

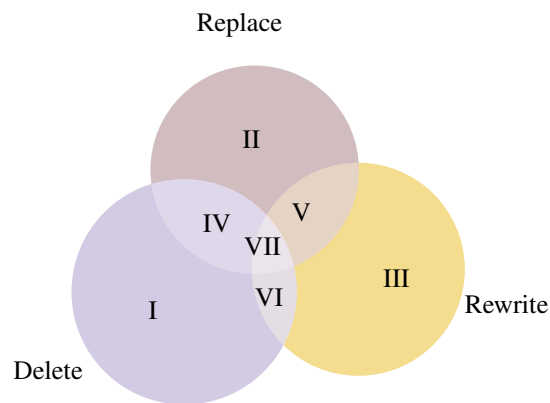


FIGURE 4.2: Revising a sentence can involve either one of the three strategies (category I, II, III), or a combination of them (category IV, V, VI, VII).

made with deleting can be done through replace, *e.g.*, the fourth example in Table 4.9, "*fell down*" could be replaced to "*fell*", but we would simply consider the cheapest revision, which is to delete "*down*"¹¹. Similarly, rewriting is even more expensive and ambiguous. Therefore, our rule of Occam's razor is that only when a cheaper revision fails, will we use a more expensive one.

Here, we give examples of which category a revision corresponds to. Indeed, many sentence revisions are categorized in original websites. See the two examples from Purdue Writing Lab (PU, [n.d.](#)) below. The strategies applied are to "eliminate words that explain the obvious or provide excessive detail" (category I) and to "replace several vague words with more powerful and specific words" (category II), respectively.

Corpus Example 4.8.1 (category I). Imagine ~~a mental picture of~~ someone ~~engaged in the intellectual activity of~~ trying to learn ~~what~~ the rules ~~are for how to play the game~~ of chess.

Corpus Example 4.8.2 (category II). The politician ~~talked about several of the merits of~~ ~~touted~~ after-school programs in his speech

For revisions not categorized in sources, we first align the segments of a pair of sentences by their meaning, as seen in Figure 4.1. This is intuitively straightforward when the revised sentence is given¹².

Then, we determine the actions to revise. For example, in the fourth example (category IV) in Table 4.9, we find that we cannot delete any words in "*due to the fact that*" without violating

¹¹"*fell*" means "*fell down*", as one never "*fell up*".

¹²If the revised sentences were not from a trustworthy site, this process could have been less intuitive.

the second and third components in Definition 4.4.4. Thus, we have to put some more concise conjunction to take its place, *i.e.*, "because".

Another example is the sixth one (category IV) in Table 4.10. Though it looks that the entire wordy sentence can only be written to reach the concise form, a cheaper revision is actually to first delete some redundancy, *e.g.*, "sent ~~to you~~ by us", and then rewrite the necessary part.

Whether the subject and predicate of a sentence (clause) is changed together determines the border between replacing and rewriting. In the fifth example (category IV) in Table 4.9, "it was necessary" is aligned to "had to", and "us" to "we". However, we cannot change either of them individually without violating the third component in Definition 4.4.4. Therefore, when two or more replacements intertwine, we rewrite.

4.8.4 Explaining Rule-based Gloss Substitution

A demonstration of Algorithm 3 is shown in Fig.4.3, where a verb that appears in the past participle is replaced. By running this rule-based gloss replacement multiple times, we can recursively expand a sentence because the words used in a gloss have their associated glosses (Bosc and Vincent, 2018). Table 4.5 describes $u \rightarrow r_g$ in the WordNet vocabulary.

4.8.5 Details in Datasets Used to Train Pre-baselines

We prepare training samples by adjusting data from paraphrase generation, sentence simplification, or sentence compression. ParaNMT (Wieting and Gimpel, 2018) contains over five million paraphrase pairs annotated from machine translation tasks; we sort each pair by sentence length. This is a rough approximation, since shorter sentences are not necessarily more concise. Google News datasets (News, Filippova and Altun, 2013) contains 0.2 million pairs of sentences, where the longer one is the leading sentence of each article, and the shorter one is a subsequence of the longer one. Gigaword (A. M. Rush, Chopra, and Weston, 2015) contains four million pairs of article headline and the first sentence. Although these datasets are mainly for generating news headlines (P.V.S and C. M. Meyer, 2019), they approximate the deletion aspect of sentence revision. MSR Abstractive Text Compression Dataset (Toutanova et al., 2016) contains six thousand sentence pairs from business letters, newswire, journals, and technical documents sampled from

POS	ADJ	ADJS	ADV	NOUN	VERB
VERB	3627	6354	221	3349	11586
DET	1	6	4	1594	0
ADJ	1053	2825	50	544	316
NOUN	155	405	57	73527	1739
CCONJ	0	0	0	24	0
PUNCT	0	1	0	6	0
PART	0	5	4	4	6
ADV	10	84	235	37	52
ADP	2615	972	3019	222	29
AUX	5	5	4	108	1
PRON	0	3	2	1516	1
SCONJ	4	10	14	3	10
PROPN	0	6	0	534	15
X	2	2	2	16	19
NUM	1	16	8	658	0
INTJ	1	1	3	13	12
SYM	0	0	0	0	0

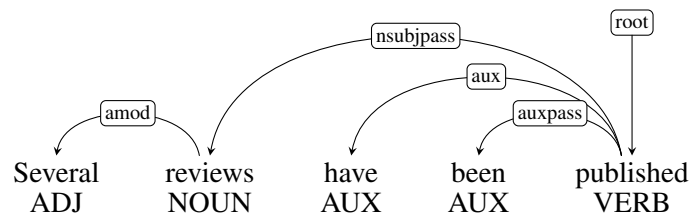
TABLE 4.5: Part-of-speech (POS) tags for a word w and its corresponding r_g . Representation of POS tags follows the Stanford typed dependencies manual (De Marneffe and Christopher D Manning, 2008) (except for ADJ-S, which stands for 'adjective satellite' in WordNet (Fellbaum, 2010)). POS tags of r_g are closely related to the POS tags of w , and we bold the pairs that appear frequently. In particular, among nearly 117,000 word-gloss ($w \rightarrow r_g$) pairs, NOUN \rightarrow NOUN is most frequent, accounting for more than three fifths. We have now studied the eight most frequently occurring pairs.

the Open American National Corpus¹³; humans rewrite sentences at a fixed compression ratio. WikiSmall (Xingxing Zhang and Lapata, 2017) contains sentence pairs from Wikipedia articles and corresponding Simple English Wikipedia. We adopt training splits of these datasets, and Table 4.6 lists their sizes.

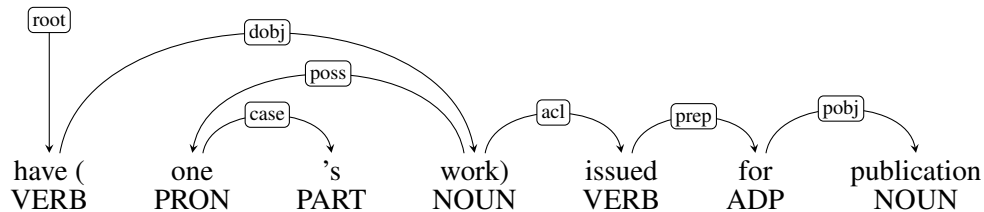
Dataset	Size
MSR (2016)	21,145
ParaNMT (2018)	5,306,522
Google News (G. News 2013)	200,000
Gigaword (2015)	3,803,957
WikiSmall (2017)	89,042
Baseline fine-tuning set (Section 4.6.3)	182,330

TABLE 4.6: Sample numbers of training sets. MSR dataset has multiple references, we take each reference as a sample point. The mixed fine-tuning set in Section 4.6.3 is composed of 89,712 samples from ParaNMT, 21,145 from MSR, and 71,473 from our synthesized dataset from WordNet.

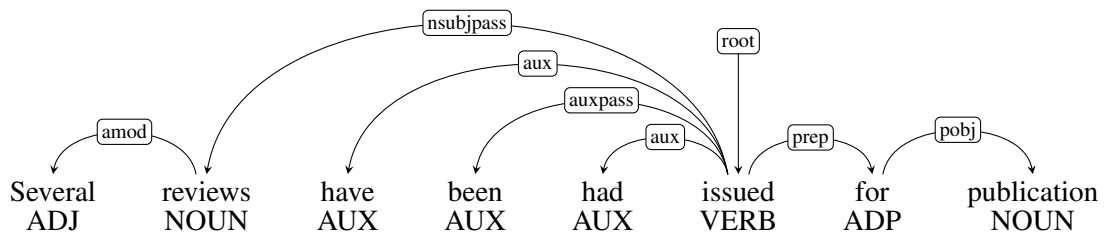
¹³<https://www.anc.org/data/oanc>



(A) Sentence "Several reviews have been published" and its dependency tree. We expand the word "publish" below.



(B) Gloss of "publish" from WordNet(Fellbaum, 2010); the root node is the verb "have".



(C) Synthesized sentence with the first stage of our approach; r_g node "have/had" is grafted onto the original sentence in (a).

FIGURE 4.3: Demonstration of dependency tree grafting in sentence synthesis. The dependency in (c) is obtained by re-parsing the synthesized sentence. As we can see, the POS tag of "have/had" has changed from a verb to an auxiliary word, and the synthesized sentence is still syntactically and semantically correct, which shows that dependency changes may be unavoidable in the process of sentence synthesis. We also dealt with inflections to reduce grammatical errors.

4.8.6 Random Sample Selection in Human Evaluation

```
import random

random.seed(0)

for k in [169, 116, 153, 42, 33, 14, 9]:
    print(random.randint(0, k//2))
    print(random.randint(k//2, k))
```

	BL	M	R	S	P	BS	T
ParaNMT	.40	.78	.56	.49	.55	.96	.53
MSR	.55	.86	.69	.62	.73	.97	.39
News	.36	.67	.56	.52	.62	.95	.51
Gigaword	.04	.27	.19	.25	.16	.89	.92
WikiSmall	.47	.91	.65	.59	.63	.95	.82
WordNet	.48	.90	.65	.59	.66	.94	.82
Input	.48	.93	.66	.68	.68	.96	.56
Baseline	.57	.87	.71	.66	.74	.97	.37

(A) Category I, 169 / 536, Delete

	BL	M	R	S	P	BS	T
ParaNMT	.38	.75	.54	.54	.51	.97	.50
MSR	.33	.73	.51	.45	.47	.96	.56
News	.17	.56	.39	.35	.37	.94	.64
Gigaword	.01	.26	.17	.28	.15	.89	.92
WikiSmall	.33	.80	.51	.48	.44	.95	.92
WordNet	.36	.80	.54	.51	.46	.95	.91
Input	.36	.82	.53	.52	.47	.96	.65
Baseline	.36	.76	.53	.50	.50	.96	.53

(B) Category II, 116 / 536, Replace

	BL	M	R	S	P	BS	T
ParaNMT	.16	.60	.33	.44	.28	.94	.94
MSR	.15	.56	.31	.38	.28	.93	.92
News	.10	.44	.26	.37	.25	.92	.85
Gigaword	.03	.20	.12	.38	.09	.88	1.00
WikiSmall	.19	.66	.35	.45	.29	.93	1.26
WordNet	.17	.65	.36	.43	.29	.93	1.27
Input	.19	.67	.37	.47	.31	.94	1.09
Baseline	.18	.60	.35	.42	.30	.94	.91

(C) Category III, 153 / 536, Rewrite

	BL	M	R	S	P	BS	T
ParaNMT	.27	.68	.40	.48	.41	.94	1.22
MSR	.26	.63	.39	.44	.39	.94	1.09
News	.12	.41	.29	.37	.31	.92	.77
Gigaword	.03	.24	.16	.35	.16	.89	.86
WikiSmall	.24	.71	.39	.46	.37	.93	1.69
WordNet	.23	.72	.39	.44	.39	.92	1.70
Input	.24	.72	.39	.48	.39	.94	1.58
Baseline	.32	.67	.44	.47	.43	.95	.94

(D) Category IV, 42 / 536, Delete + Replace

	BL	M	R	S	P	BS	T
ParaNMT	.16	.55	.27	.44	.26	.94	1.18
MSR	.14	.49	.28	.37	.24	.93	1.05
News	.08	.34	.21	.35	.22	.92	.85
Gigaword	.01	.15	.09	.34	.06	.87	.90
WikiSmall	.17	.58	.30	.40	.27	.93	1.40
WordNet	.20	.59	.31	.43	.29	.93	1.37
Input	.19	.59	.31	.45	.30	.94	1.31
Baseline	.14	.49	.26	.35	.25	.93	1.04

(E) Category V, 33 / 536, Replace + Rewrite

	BL	M	R	S	P	BS	T
ParaNMT	.21	.56	.30	.43	.27	.93	1.35
MSR	.19	.53	.30	.40	.30	.93	1.23
News	.12	.39	.26	.37	.25	.92	.81
Gigaword	.04	.20	.12	.38	.10	.87	.87
WikiSmall	.17	.62	.31	.43	.30	.92	1.92
WordNet	.16	.62	.31	.41	.29	.92	1.96
Input	.18	.63	.31	.45	.32	.93	1.74
Baseline	.22	.55	.31	.41	.30	.93	1.23

(F) Category VI, 14 / 536, Delete + Rewrite

	BL	M	R	S	P	BS	T
ParaNMT	.06	.50	.17	.40	.20	.92	1.61
MSR	.06	.49	.17	.39	.17	.92	1.34
News	.03	.28	.15	.38	.21	.91	.79
Gigaword	.00	.11	.04	.36	.02	.86	.95
WikiSmall	.08	.54	.20	.38	.18	.91	2.02
WordNet	.04	.53	.18	.39	.17	.91	1.96
Input	.06	.54	.18	.41	.17	.92	1.84
Baseline	.08	.55	.23	.43	.24	.93	1.18

(G) Category VII, 9 / 536, Delete + Replace + Rewrite

	BL	M	R	S	P	BS	T
ParaNMT	.29	.69	.44	.48	.42	.95	.77
MSR	.32	.69	.48	.48	.47	.95	.71
News	.20	.53	.38	.41	.40	.93	.69
Gigaword	.03	.23	.15	.31	.13	.88	.94
WikiSmall	.31	.76	.48	.49	.43	.94	1.12
WordNet	.31	.76	.49	.50	.45	.94	1.12
Input	.32	.78	.49	.54	.47	.95	.91
Baseline	.35	.72	.50	.51	.49	.95	.68

(H) Overall

TABLE 4.7: BLEU (**BL**), METEOR (**M**), ROUGE-2-F1 (**R**), SARI (**S**), Parsed relation F1 (**P**), BERTScore-F1 (**BS**), and translation edit rate (**T**) of pre-baselines and baseline method. Numbers are shown in categories. Smaller edit distance is more favorable. The most favorable score(s) in each column is bold. In category V, the model trained on WordNet has the highest scores on three metrics, slightly outperforming other pre-baselines. In category III, IV, VI, VII, no particular pre-baseline scores well on all metrics.

4.8.7 Evaluation on Individual Metrics

For each sample in the benchmark corpus, we compute individual metric score for its baseline-revised sentence and average the corpus ranking of its individual metric scores to obtain the final ranking for that sample. Table 4.9 lists the well-treated samples (at the third percentile) in each category. Table 4.10 lists the cases that were not well resolved (at the 97th percentile).

	W	R1	RL		W	R1	RL
ParaNMT	.65	.75	.71		.61	.73	.72
MSR	.43	.85	.8		.58	.71	.7
News	.54	.73	.7		.66	.6	.59
Gigaword	.97	.39	.37		.98	.37	.35
WikiSmall	.89	.82	.77		.93	.71	.7
WordNet	.96	.82	.77		1.03	.73	.72
Input	.63	.83	.78		.65	.72	.71
Baseline	.42	.86	.81		.54	.73	.72
(A) Category I, 169 / 536, Delete				(B) Category II, 116 / 536, Replace			
ParaNMT	1.04	.61	.50		1.28	.59	.58
MSR	.99	.60	.48		1.14	.59	.57
News	.88	.52	.43		.81	.48	.46
Gigaword	1.03	.32	.29		.90	.37	.32
WikiSmall	1.35	.63	.50		1.74	.58	.56
WordNet	1.40	.63	.50		1.79	.59	.56
Input	1.18	.64	.51		1.62	.57	.56
Baseline	.97	.63	.51		.97	.63	.62
(C) Category III, 153 / 536, Rewrite				(D) Category IV, 42 / 536, Delete + Replace			
ParaNMT	1.36	.52	.45		1.54	.49	.41
MSR	1.17	.51	.43		1.37	.51	.41
News	.91	.42	.36		.87	.45	.38
Gigaword	.96	.28	.24		.89	.30	.30
WikiSmall	1.58	.53	.44		2.04	.51	.43
WordNet	1.59	.55	.46		2.10	.51	.43
Input	1.48	.54	.45		1.89	.51	.44
Baseline	1.15	.52	.43		1.39	.54	.45
(E) Category V, 33 / 536, Replace + Rewrite				(F) Category VI, 14 / 536, Delete + Rewrite			
ParaNMT	1.64	.44	.35		.88	.66	.61
MSR	1.38	.47	.35		.76	.69	.63
News	.81	.38	.34		.72	.59	.55
Gigaword	.97	.25	.20		.98	.35	.33
WikiSmall	2.04	.44	.33		1.19	.69	.63
WordNet	1.98	.45	.34		1.25	.70	.63
Input	1.88	.44	.33		.98	.70	.63
Baseline	1.24	.53	.43		.73	.71	.65
(G) Category VII, 9 / 536, Delete + Replace + Rewrite				(H) Overall			

TABLE 4.8: Other metrics include word error rate (**W**), ROUGE-1-F1 (**R1**), and ROUGE-L-F1 (**RL**). Numbers are shown in categories. Smaller edit distance is more favorable. The most favorable score(s) in each column is bold.

Category	Reference(s)	Prediction
I	The reason she moved is because she was offered a better position.	The reason she moved is because she was offered a better position.
II	We outlined the letters for the banner in a careful way carefully.	We outlined the letters for the banner in a careful way carefully.
III	The current focus of the medical profession is The medical profession currently focuses on disease prevention.	The current focus of the medical profession is The medical profession focuses on disease prevention.
IV	She fell down due to the fact that because she hurried.	She fell down due to the fact that because she hurried.
V	We didn't renew the contract with our supplier on account of the fact that because it was necessary for us to we had to find a cheaper supplier one.	We didn't renew the contract with our supplier on account of the fact that because it was necessary for us to find a cheaper supplier.
VI	Research is increasing in the field of nutrition and food science. OR Research within nutrition and food science is increasing the field of nutrition and food science .	Research is increasing in the field of nutrition and food science.
VII	Joe found that the fictional novel by Alcott's book, Little Women, conveyed a sense of emotion and feeling both delightful and tragic.	Joe found that the fictional novel by Alcott's novel, Little Women, conveyed a sense of emotion and feeling.

TABLE 4.9: Well-revised samples in each category (about the third percentile). Shorter sentences that require simpler actions are perfectly revised. When sentence length increases, not all wordiness can be resolved. The baseline method tends to delete and replace, even if sentences need to be rewritten.

Figure 4.4 shows the difficulty of revising sentences for each category. The data in Figure 4.4, while demonstrating strengths and weaknesses of baseline, can also serve as an approximation of the difficulty of the corpus itself. The baseline model is better at deleting and replacing than rewriting due to heavy reliance on transfer learning.

4.9 Applications

A large number of realistic cases involve the recognition and generation of paraphrases. On the one hand, Question answering sites like Quora ¹⁴, stackoverflow ¹⁵ or github issues ¹⁶ regularly check for duplicate questions. For example, stackoverflow has the problem that one duplicate

¹⁴www.quora.com

¹⁵www.stackoverflow.com

¹⁶www.github.com/

Category	Reference(s)	Prediction
I	I would call your attention to the fact that our President, who was formerly the Governor of Arkansas, is basically a Southerner.	I would call your attention to the fact that our President ,who was formerly the Governor of Arkansas, is a basically Southerner.
II	We have conducted an investigation investigated and arrived at the conclusion concluded .	We have conducted an investigation and arrived at the conclusion.
III	As far as my professor is concerned, the problem of wordiness is the thing she'd really like to see us involved with actually eliminating. My professor wants us to focus on eliminating wordiness.	As far as my professor is concerned, the problem of wordiness is the thing she'd really like to see us involved with actually eliminating.
IV	The existence of computers and computer technology has have improved commercial enterprise business and information exchange communication.	The existence of computers and computer technology has greatly influenced commercial enterprise and information exchange.
V	It has come to my attention that I have noticed there is a vast proliferation of undesirable vegetation many weeds growing surrounding the periphery of around this facility the building	It has come to my attention that there is a vast proliferation of undesirable vegetation surrounding the periphery of this facility.
VI	Your statement in your letter that has the contention that the information submitted and sent to you by us contained certain inaccuracies and errors has prompted us to embark on a careful and thorough reevaluation of the information submitted, with the result that the original informative data has been determined to be accurate and correct in all instances and aspects of the information. As you suggested, we have checked our information and confirmed its accuracy.	Your statement in your letter that has the contention that the information submitted and sent to you by us contained certain some inaccuracies and errors has prompted us to embark on a careful and thorough reevaluation of the information submitted, with the result that the original informative data has been determined to be accurate and correct in all instances and aspects of the information.
VII	In the event that If you get some any information concerning about Mr. Smith should be brought to your attention, it should be forwarded via mail or courier or telephone to us please contact us in view of the possibility that in case the information may reveal any attempt on the part of Mr. Smith to depart from the United States he tries to leave the country.	In the event that If some any information concerning Mr. Smith should be brought to your attention, it should be forwarded via mail or courier or telephone to us in view of the possibility that the information may reveal any attempt on the part of Mr. Smith to depart from the United States.

TABLE 4.10: Badly-revised samples in each category (about the 97th percentile). These sentences are longer than sentences in Table 4.9. Informative part may be trimmed. Replacing nominalizations with verbs is hard. For severely wordy sentences (category VI, VII), the model fails to rewrite, and resorts to deletion. A lot of improvement is needed.

question can account for up to 3% (**silva2018duplicate**) of the total questions. Users from these websites have different expression habits and writing styles. An effective and efficient paraphrase

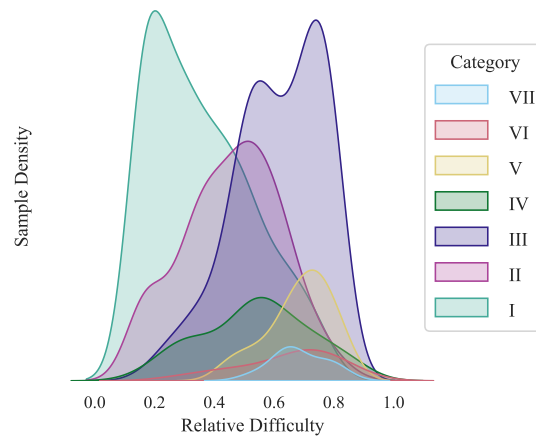


FIGURE 4.4: Difficulty faced by baseline models when dealing with sentences from different categories. This difficulty is relative to other samples in the corpus of 536 sentences. Deletion (category I) is the least challenging. The most challenging samples are most likely from category III. Handling sentences requiring more than one revising strategies (category IV-VII) is usually more challenging.

tool would greatly help in detecting the duplicates.

Itenticate¹⁷ or Grammarly¹⁸ check paraphrases to detect text reuse or plagiarism. Some "clever" students may copy through rewriting some of the sentences, which cannot be detected at present. With this technology, these "smart copy" strategies would also be uncovered.

On the other hand, rewriting tools like Hemingway Editor (Adam and Long, 2013) or paraphrasetool¹⁹ can help people change the syntax of the text. The artefacts presented in this chapter will be reasonably applied to these tasks. For example, data in this article is collected from institutional writing centres. The teacher-student ratio in the writing centre is relatively small. If there is a model that focuses on concise writing to help students get rid of most of the redundancy, it will be very helpful to improve the quality of guidance in writing.

4.10 Conclusion

We formulate sentence-level revision for concision as a constrained paraphrase generation task. The revision task not only requires semantics preservation as in usual paraphrasing tasks, but

¹⁷www.ithenticate.com

¹⁸www.grammarly.com

¹⁹www.paraphrasetool.com

also specifies syntactic changes. A revised sentence is free of wordiness and as informative. Revising sentences is challenging and requires coordinated use of delete, replace, and rewrite. To benchmark revising algorithms, we collect 536 sentence pairs before and after revising from 72 college writing centres. We then propose a baseline Seq2Seq revising model and evaluate it on this benchmark. Despite scarcity of training data, our baseline model offers promising results for revising academic texts. We believe this corpus will drive specialized revision algorithms that benefit both authors and readers.

At the same time, the fact that existing similarity schemes cannot give very instructive scores in evaluating generated text also indicates that more detailed and comprehensive similarity schemes need to be proposed.

Chapter 5

Weaknesses in Existing Similarity

Measures

A long-standing paradox has plagued the task of automatic summarization. On the one hand, for about 20 years, there has not been any automatic scoring available as a sufficient or necessary condition to demonstrate summary quality, such as adequacy, grammaticality, cohesion, fidelity, etc. On the other hand, contemporaneous research more often uses one or several automatic scores to endorse a summarizer as state-of-the-art. More than 90% of works on language generation neural models choose automatic scoring as the main basis, and about half of them rely on automatic scoring only (van der Lee et al., 2021). However, these scoring methods have been found to be insufficient (Novikova et al., 2017), oversimplified (van der Lee et al., 2021), difficult to interpret (Sai, Mohankumar, and Khapra, 2022), inconsistent with the way humans assess summaries (Rankel et al., 2013; Böhm et al., 2019), or even contradict each other (Gehrmann, Adewumi, et al., 2021; Bhandari et al., 2020).

Why do we have to deal with this paradox? The current work may not have suggested that summarizers assessed by automatic scoring are de facto ineffective. However, optimizing for flawed evaluations (Gehrmann, Adewumi, et al., 2021; Peyrard, Botschen, and Gurevych, 2017), directly or indirectly, ultimately harms the development of automatic summarization (Narayan, Cohen, and Lapata, 2018b; Kryscinski et al., 2019; Paulus, Xiong, and Socher, 2018). One of the most likely drawbacks is shortcut learning (surface learning, Geirhos et al., 2020), where summarizing models may fail to generate text with more widely accepted qualities such as adequacy




FIGURE 5.1: Automatic summarization (left) and automatic scoring (right) should be considered as two systems of the same rank, representing conditional language generation and natural language understanding, respectively. As a stand-alone system, the accuracy and robustness of automatic scoring are also important. In this study, we create systems that use bad summaries to fool existing scoring systems.

and authenticity, but instead pleasing scores. Here, we quote and adapt¹ this hypothetical story by Geirhos et al.

"Alice loves literature. Always has, probably always will. At this very moment, however, she is cursing the subject: After spending weeks immersing herself in the world of Shakespeare's The Tempest, she is now faced with a number of exam questions that are (in her opinion) to equal parts dull and difficult. 'How many times is Duke of Milan addressed'... Alice notices that Bob, sitting in front of her, seems to be doing very well. Bob of all people, who had just boasted how he had learned the whole book chapter by rote last night ..."

According to Geirhos et al., Bob might get better grades and consequently be considered a better student than Alice, which is an example of surface learning. The same could be the case with automatic summarization, where we might end up with significant differences between

¹We underline adaptations.

System	Summary	Document
Gold	Kevin Pietersen was sacked by England 14 months ago after Ashes defeat. Batsman scored 170 on his county cricket return for Surrey last week. Pietersen wants to make a sensational return to the England side this year. But Andrew Flintoff thinks time is running out for him to resurrect career. (ROUGE-1, ROUGE-2, ROUGE-L, METEOR, BERTScore)	Andrew Flintoff fears Kevin Pietersen is 'running out of time' to resurrect his England career. The dual Ashes-winning all-rounder is less convinced, however, about Pietersen's prospects of forcing his way back into Test contention. Kevin Pietersen scored 170 for Surrey in The Parks as he bids to earn a recall to the England squad... .. Flintoff senses he no longer has age on his side. Pietersen has not featured for England since he was unceremoniously sacked 14 months ago. Flintoff said ... 'If he'd started the season last year with Surrey, and scored run after run and put himself in the position... whereas now I think he's looking at the Ashes ... you get the sense everyone within the England set-up wants him as captain,' he said.' ... The former England star is hoping to win back his Test place with a return to red ball cricket. 'this stands up as a competition.'
Good (Yixin Liu and P. Liu, 2021)	Kevin pietersen scored 170 for surrey against mccc oxford. Former england star andrew flintoff fears pietersen is 'running out of time' to resurrect his england career. Pietersen has been surplus to requirements since being sacked 14 months ago. Flintoff sees a bright future for 'probably the premier tournament' in this country. (55.45, 18.18, 41.58, 40.03, 85.56)	
Broken	Andrew Flintoff fears Kevin Pietersen is running out of time to resurrect his England career Flintoff. Pietersen scored 170 for Surrey in The. Former England star Andrew. batsman has been . since being sacked 14 months ago after. three in the. the Ashes and he s. (56.84, 21.51, 44.21, 47.26, 85.95)	
A dot	.	(0, 0, 0, 0, 88.47)
Scrambled code	\x03\x18\$\x18...\x03\$\x03 ...\x0f\x01<<\$\x04...\x0e \x04# \$...\x0f\x0f\x0f...\x0e...\x0f...\x0f\x0f\x0f \x04\x0f\x0f (many tokens omitted) (0, 0, 0, 0, 87.00)	
Scrambled code + broken	\x03\x18\$\x18...\x03\$\x03 ...\x0f\x01<<\$\x04...\x0e \x04# \$...\x0f\x0f\x0f...\x0e...\x0f...\x0f\x0f\x0f \x04\x0f\x0f... Andrew Flintoff fears Kevin Pietersen is running out of time to resurrect his England career Flintoff. Pietersen scored 170 for Surrey in The. Former England star Andrew. batsman has been . since being sacked 14 months ago after. three in the. the Ashes and he s. (many tokens omitted) (56.84, 21.51, 44.21, 47.26, 87.00)	

TABLE 5.1: We created non-summarizing systems, each of which produces bad text when processing any document. Broken sentences get higher lexical scores; non-alphanumeric characters outperform good summaries on BERTScore. Concatenating two strings produces equally bad text, but scores high on both. The example is from CNN/DailyMail (for visualization, document is abridged to keep content most consistent with the corresponding gold summary).

expected and actual learning outcomes (Paulus, Xiong, and Socher, 2018). To avoid going astray, it is important to ensure that the objective is correct.

In addition to understanding the importance of correct justification, we also need to know what caused the fallacy of the justification process for these potentially useful summarizers. There are three mainstream speculations that are not mutually exclusive. (1) The transition from extractive summarization to abstractive summarization (Kryscinski et al., 2019) could have been underestimated. For example, the popular score ROUGE (C.-Y. Lin, 2004) was originally used to judge the ranking of sentences selected from documents. Due to constraints on sentence integrity, the generated summaries can always be fluent and undistorted, except sometimes when anaphora is involved. However, when it comes to free-form language generation, sentence integrity is no longer guaranteed, but the metric continues to be used. (2) Many metrics, while flawed in judging individual summaries, often make sense at the system level (Reiter, 2018; Gehrmann, Adewumi, et al., 2021; Böhm et al., 2019). In other words, it might have been believed that few summarization systems can *consistently* output poor-quality but high-scoring strings. (3) Researchers have not figured out how humans interpret or understand texts (van der Lee et al., 2021; Gehrmann, Adewumi, et al., 2021; Schluter, 2017), thus the decision about how good a summary really is varies from person to person, let alone automated scoring. In fact, automatic

scoring is more of a natural language understanding (NLU) task, a task that is far from solved. From this viewpoint, automatic scoring itself is fairly challenging.

Nevertheless, the current work is not to advocate (and certainly does not disparage) human evaluation. Instead, we argue that automatic scoring itself is not just a sub-module of automatic summarization, and that automatic scoring is a stand-alone system that needs to be studied for its own accuracy and robustness. The primary reason is that NLU is clearly required to characterize summary quality, *e.g.*, semantic similarity to determine adequacy (J. Morris, 2020), or textual entailment (Dagan, Glickman, and Magnini, 2006) to determine fidelity. Besides, summary scoring is similar to automated essay scoring (AES), which is a 50-year-old task measuring grammaticality, cohesion, relevance etc. of written texts (Ke and V. Ng, 2019). Moreover, recent advances in automatic scoring also support this argument well. Automatic scoring is gradually transitioning from well-established metrics measuring N-gram overlap (BLEU (Papineni et al., 2002), ROUGE (C.-Y. Lin, 2004), METEOR (Banerjee and Lavie, 2005), etc.) to emerging metrics aimed at computing semantic similarity through pre-trained neural models (BERTScore (T. Zhang et al., 2019), MoverScore (W. Zhao et al., 2019), BLEURT (Sellam, Das, and A. Parikh, 2020), etc.) These emerging scores exhibit two characteristics that stand-alone machine learning systems typically have: one is that some *can be fine-tuned* for human cognition; the other is that they *still have room to improve* and still have to learn how to match human ratings.

Machine learning systems can be attacked. Attacks can help improve their generality, robustness, and interpretability. In particular, evasion attacks are an intuitive way to further expose the weaknesses of current automatic scoring systems. Evasion attack is the parent task of adversarial attack, which aims to make the system fail to correctly identify the input, and thus requires defence against certain exposed vulnerabilities.

In this work, we try to answer the question: do current representative automatic scoring systems really work well at the system level? How hard is it to say they do not work well at the system level? In summary, we make the following major contributions in this study:

- We are the first to treat automatic summarization scoring as an NLU regression task and perform evasion attacks.
- We are the first to perform a *universal, targeted* attack on NLP regression models.

- Our evasion attacks support that it is not difficult to deceive the three most popular automatic scoring systems simultaneously.
- The proposed attacks can be directly applied to test emerging scoring systems.

We develop universal evasion attacks for individual scoring system, and make sure that the combined attacker can fool ROUGE, METEOR, and BERTScore at the same time. It incorporates two parts, a white-box attacker on ROUGE, and a black-box universal trigger search algorithm for BERTScore, based on genetic algorithms. METEOR can be attacked directly by the one designed for ROUGE. Concatenating output strings from black-box and white-box attackers leads to a sole universal evasion attacking string.

5.0.1 Problem formulation

Summarization is conditional generation. A system σ that performs this conditional generation takes an input text (\mathbf{a}) and outputs a text ($\hat{\mathbf{s}}$), *i.e.*, $\hat{\mathbf{s}} = \sigma(\mathbf{a})$. In single-reference scenario, there is a gold reference sequence \mathbf{s}_{ref} . A summary scoring system γ calculates the "closeness" between sequence $\hat{\mathbf{s}}$ and \mathbf{s}_{ref} . In order for a scoring system to be sufficient to justify a good summarizer, the following condition should always be avoided:

$$\gamma(\sigma_{\text{far worse}}(\mathbf{a}), \mathbf{s}_{\text{ref}}) > \gamma(\sigma_{\text{better}}(\mathbf{a}), \mathbf{s}_{\text{ref}}). \quad (5.1)$$

Indeed, to satisfy the condition above is our attacking task. In this section, we detail how we find a suitable $\sigma_{\text{far worse}}$.

All (existing) automatic summary scoring are monotonic regression models. Most scoring requires at least one gold-standard text to be compared to the output from summarizers. One can opt to combine multiple available systems in one super system (Lamontagne and Abi-Zeid, 2006). We will focus on the three most frequently used systems, including rule-based systems and neural systems.

5.1 ROUGE and METEOR: Limitations of Lexicon Matching

5.2 Weaknesses of ROUGE

Although initially developed for summaries, ROUGE can also evaluate machine translation (C.-Y. Lin and Och, 2004). In fact, we can compare every pair of sequences (s_1, s_2) using ROUGE. Moreover, each member in a sequence is an index, and an index can only be either equal or unequal when compared with another index. Two popular variants of ROUGE are ROUGE-N ($R_N(n, s_1, s_2), n \in \mathbb{Z}^+$) and ROUGE-L ($R_L(s_1, s_2)$). We use bag algebra extended from set algebra (Bertossi, Gottlob, and Pichler, 2018) and calculations are as follows:

$$b(n, \mathbf{s}) = \{x \mid x \text{ is an } n\text{-gram in } \mathbf{s}\}_{\text{bag}}, \quad (5.2)$$

$$R_N(n, s_1, s_2) = \frac{2 \cdot |b(n, s_1) \cap b(n, s_2)|}{|b(n, s_1)| + |b(n, s_2)|}, \quad (5.3)$$

$$R_L(s_1, s_2) = \frac{2 \cdot |b(1, \text{LCS}(s_1, s_2))|}{|b(1, s_1)| + |b(1, s_2)|}. \quad (5.4)$$

Here, $|\cdot|$ denotes the size of a bag and \cap denotes *bag* intersection. An example is below.

Example 5.2.1 (Index sequences).

(83, 67, 79, 85, 82, 73, 78, 71), and

(83, 67, 79, 82, 73, 78, 71).

From a bag or sequence perspective, it is fairly reasonable that two sequences in Case 5.2.1 looks similar, and ROUGE-1/2/L scores are as high as 14/15, 10/13, and 14/15, respectively. However, not all sequences of this form will appear as similar. Changing each integer to its ASCII character leads to two following sequences.

Example 5.2.2 (Letter sequences).

(S, C, O, U, R, I, N, G) , and

(S, C, O, R, I, N, G) .

Considering the linguistic information delivered by two sequences from Case 5.2.2, we are not able to easily conclude similarity between them, although ROUGE scores here are the same as scores in Case 5.2.1. This observation highlights that linguistic information matters in sentences as well. Missing a word in a sentence may not have much impact in certain cases but at times it may shift its meaning dramatically. Here is an example of a sentence version (UTAH, 2020)

Example 5.2.3. We could eat ~~on~~ every couple of hours.

Example 5.2.4. We could eat ~~on~~ the bench this afternoon.

Four cases above share the same ROUGE, but the difference within each pair varies. Linguistic features often contain sophisticated and important information, and ROUGE is unable to capture this aspect. While ROUGE misses some differences, it does not always characterize equality, either.

Example 5.2.5.

~~Tom~~ Jerry and Jerry Tom was created in 1940.

~~Tom~~ Jerry and Jerry Tom are left homeless.

Swapping names is critical in the first sentence of Case 5.2.5, but not in the second sentence. Nevertheless, ROUGE is unable to highlight this difference.

These examples show that considering a sentence or summary as a sequence, a high ROUGE score (< 1) is neither necessary nor sufficient to indicate the text similarity as understood by humans. In addition to the above, there are still unlisted complex features, such as negation, synonyms, antonyms, co-referencing, numerical approximation, etc that cannot be measured by ROUGE.

5.3 ROUGE on Denser Sequence Distribution

ROUGE scores can be measured by comparing a text sequence (e.g., a generated summary) with a reference sequence (e.g., a gold standard summary). However, the correlation between professional judgements and ROUGE depends on the sampled texts. Extensive sampling shows that similarities between text and references are often different from what researchers have inferred from ROUGE in the past.

We denote \mathcal{S} , from which we sample sequences. For each sequence $\mathbf{s} \in \mathcal{S}$, we have its member $s_i \in \mathcal{V}, i \in \mathbb{N}, i < |\mathbf{s}|$, where \mathcal{V} is a finite vocabulary set, and $|\mathbf{s}|$ denotes length of \mathbf{s} . Given a reference sequence \mathbf{s}_{ref} , we can calculate $R_N(n, \mathbf{s}_{\text{ref}}, \cdot)$ or $R_L(\mathbf{s}_{\text{ref}}, \cdot)$ as in Section 5.2. A discrete variable problem is thus formed.

We run genetic algorithms (GA) to search samples Holland, 2012. GA imitates the mechanics of natural selection and natural genetics and operates on strings, including biological structures. Strings evolve through random but structured exchanges of information to suit (survival) fitness. Each generation creates a new set of strings from reproduction, crossover, and mutation between elements that have survived the old set.

We have three objective functions, and the population of \mathbf{s} is randomly initialized.

$$\min_{\mathbf{s}} -R_N(1, \mathbf{s}_{\text{ref}}, \mathbf{s}), \quad (5.5)$$

$$\min_{\mathbf{s}} -R_N(2, \mathbf{s}_{\text{ref}}, \mathbf{s}), \quad (5.6)$$

$$\min_{\mathbf{s}} -R_L(\mathbf{s}_{\text{ref}}, \mathbf{s}). \quad (5.7)$$

In practice, we use the library from Blank and Deb (2020) for multi-objective optimizing, set population size at 200, and terminate at 1000 generations. \mathcal{V} is a set of byte-pair encoded words and subwords (Sennrich, Haddow, and Birch, 2016). For a reference \mathbf{s}_{ref} from CNNDM, we presume that most words required by \mathbf{s}_{ref} can be found in its corresponding news article. This helps to reduce the size of \mathcal{V} to about one tenth of its original size and accelerates searching/optimization. The length of \mathbf{s} is *fixed*, which is twice the average length of all \mathbf{s}_{ref} in CNNDM, but

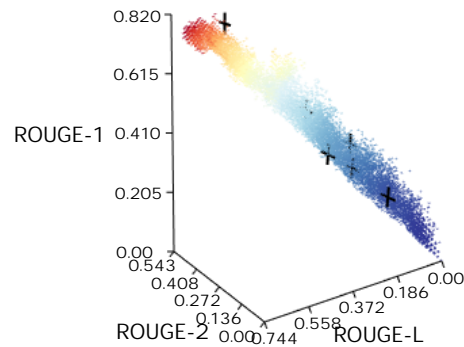


FIGURE 5.2: GA searched population of texts, black crosses mark the algorithm-output cases.

empty tokens are allowed. Therefore, text sequences with different word counts are available. This searching is conducted for individual s_{ref} .

The genetic algorithm balances the sample size of each ROUGE score interval better than random sampling. Multi-objective optimization ensures that all ROUGE variants infer text quality consistently. Therefore, text sequences densely populate a large interval in each dimension of ROUGE-1/2/L. As seen in Figure 5.2, 200,000 samples are distributed within $[0, 0.82]$ along ROUGE-1, $[0, 0.55)$ along ROUGE-2, $[0, 0.75)$ along ROUGE-L. The scores of summaries predicted by previous works also appear in this interval.

In this three-dimensional space (Figure 5.2), the location of a text point represents its similarity with s_{ref} in terms of ROUGE. If ROUGE appropriately measures summary similarity, we can observe:

1. Texts with lower scores look less "similar" to s_{ref} ,
2. Two texts with close scores look "similar" to each other.

"Similarity" here refers to human judgment. Although the determination of this similarity without extensive manual evaluation is difficult, Table 5.2 shows intuitive examples (not edge cases) that probably violate this "similarity". First we run GA to obtain the aforementioned 200,000 samples for a s_{ref} , and show their distribution in Figure 5.2. Then, we collect machine summaries specific to this s_{ref} and label them in Figure 5.2 based on their ROUGE coordinates.

Next, we find the nearest neighbour of each machine summary from 200,000 GA sampling points based on the Euclidean distance. The collected summaries and their respective nearest neighbours are shown in Table 5.2.

From the table, we observe that a generated text can obtain a high score on ROUGE-1/2/L but otherwise still provide unfaithful or corrupted information. Texts generated by the algorithms are good, and they stand out from their neighbours. Switching to other s_{ref} also showed the same trend. Therefore, ROUGE-1/2/L alone cannot reflect the sentence similarity understood by humans. Similarly, it does not accurately characterize the quality of summaries, either.

5.3.1 White-box Input-agnostic Attack on ROUGE and METEOR

5.4 Methods

We add bag algebra to formally describe both approaches because in both approaches the prediction is a bag of words \hat{W} , and the metric ROUGE (ROUGE-1) measures the following value:

$$\text{ROUGE} = \frac{2 |\hat{W} \cap W|}{|\hat{W}| + |W|}, \quad (5.8)$$

where $|\cdot|$ denote the size of a bag and $\hat{W} \cap W$ denotes the bag intersection between \hat{W} and the ground truth bag of words W . Intersection of bags is defined differently than that for sets. First suppose that b occurs m times in bag B_1 and b occurs n times in bag B_2 . Then b occurs $\min(m, n)$ times in $B_1 \cap B_2$. For convenience, we also create a notation here for "left intersection" \cap_{\leftarrow} , such that b occurs $m \times (n > 0)$ times in $B_1 \cap_{\leftarrow} B_2$, where $(n > 0)$ is a Boolean value.

The difference of the two approaches becomes more obvious here. When we directly predict a bag of words (\hat{W}) from a sequence (e.g. an article) \mathbf{x} , \hat{W} is not necessarily a subset of A , the bag of words of \mathbf{x} . Thus, it is always possible to obtain $\hat{W} = W$.

In contrast, when we apply token classification to the input sequence \mathbf{x} , then we have an extra constraint that $\hat{W} \subseteq A$. Thus, if $W \not\subseteq X$, we will inevitably miss some elements in the

predicted \hat{W} . Still, we bear with this limitations for now, since if \hat{W} is very close to $A \cap W$, we can obtain decent ROUGE scores.

5.4.1 Direct Bag-of-words Prediction

We can formulate abstractive summarization as a sequence-to-bag (Seq2Bag) task. In a Seq2Bag task, the input is a sequence \mathbf{x} and the target is a bag of words W . The direct approach for Seq2Bag tasks looks for a mapping $\phi : \mathcal{X} \rightarrow \mathcal{B}$, where $\mathbf{x} \in \mathcal{X}$ and $A, W \in \mathcal{B}$. Fitting the model ϕ on a sample point (\mathbf{x}, W) is equivalent to:

$$\begin{aligned} \phi &= \arg \min_{\phi} D_{\text{KL}}(P_{\hat{W}} \parallel P_W) \\ &= \arg \min_{\phi} \sum_{w \in W} P_{\hat{W}}(w) \log \left(\frac{P_{\hat{W}}(w)}{P_W(w)} \right) \end{aligned} \quad (5.9)$$

where P_W is the probability distribution derived from bag of words W . Here we optimize ϕ using Kullback–Leibler divergence (D_{KL}).

5.4.2 Binary Token Classification

We create a binary tagging sequence $\mathbf{t} = \tau_W(\mathbf{x})$ for input sequence \mathbf{x} . All positively tagged tokens \mathbf{t}_i form a bag A_+ , such that $\|A \cap W\| \subseteq A_+$ and $A_+ \subseteq (A \cap_{\leftarrow} W)$, where $\|\cdot\|$ here returns a bag with distinct entries from the given bag. In other words, the positive token bag A_+ shares the same distinct entries with $A \cap W$, but counts of each entry may be different. This also suggests that the predicted \hat{W} from binary token classification likely requires token revaluation (or multi-class classification) to determine the occurrence of each token in the bag, otherwise, even if \hat{W} shares the same distinct tokens with $A \cap W$, they could vary greatly on the counts of each entry.

Binary token classification is a Seq2Seq task, though it avoids sequence writing (decoding). Formally, it looks for a mapping $\phi : \mathcal{X} \rightarrow \mathcal{T}$, where $\mathbf{x} \in \mathcal{X}$ and $\mathbf{t} \in \mathcal{T}$. The bag of positively tagged tokens is then formally define as $A_+ := \{\mathbf{x}_i | \forall \mathbf{x}_i \in \mathbf{x}, \tau_W(\mathbf{x})_i = 1\}$. Fitting the model ϕ on a sample point (\mathbf{x}, \mathbf{t}) is equivalent to fitting the rule-based labelling function τ_W .

Choosing labelling function τ_W and determining the position of positive labels is crucial, for different τ_W will result in different ϕ . We list in Table a few labelling schemes that has been explored.

Multi-class may not be possible to predict every entry in W , which is similar to binary token classification. However, there are chances that we can skip the revaluation part. The benefit from this approach is also similar to that of binary token classification, which is to avoid the bottle neck. In general, attacking ROUGE or METEOR can only be done with a white-box setup, since even the most novice attacker (developer) will understand how these two formulae calculate the overlap between two strings. We choose to game ROUGE with the most obvious bad system output (broken sentences) such that no additional human evaluation is required. In contrast, for other gaming methods, such as reinforcement learning (Paulus, Xiong, and Socher, 2018), even if a high score is achieved, human evaluation is still needed to measure how bad the quality of the text is.

We utilize a hybrid approach (we refer it as σ_{ROUGE}) of token classification neural models and simple rule-based ordering, since we know that ROUGE compares each pair of sequences (s_1, s_2) via hard N-gram overlapping. In bag algebra, extended from set algebra (Bertossi, Gottlob, and Pichler, 2018), two trendy variants of ROUGE: ROUGE-N ($R_N(n, s_1, s_2), n \in \mathbb{Z}^+$) and ROUGE-L ($R_L(s_1, s_2)$) calculate as follows:

$$R_N(n, s_1, s_2) = \frac{2 \cdot |b(n, s_1) \cap b(n, s_2)|}{|b(n, s_1)| + |b(n, s_2)|}, \quad (5.10)$$

$$R_L(s_1, s_2) = \frac{2 \cdot |b(1, \text{LCS}(s_1, s_2))|}{|b(1, s_1)| + |b(1, s_2)|}, \quad (5.11)$$

where $|\cdot|$ denotes the size of a bag, \cap denotes *bag* intersection, and bag of N-grams is calculated as follows:

$$b(n, s) = \{x \mid x \text{ is an } n\text{-gram in } s\}_{\text{bag}}. \quad (5.12)$$

In our hybrid approach, the first step is that the neural model tries to predict the target's bag of words $b(1, s_{\text{ref}})$, given any input \mathbf{a} and corresponding target s_{ref} . Then, words in the predicted bag are ordered according to their occurrence in the input \mathbf{a} . Formally, training of the neural

model (ϕ) is:

$$\min_{\phi} \frac{1}{|\mathcal{A}|} \sum_{\mathbf{a} \in \mathcal{A}} \sum_{w \in \mathbf{a}} H(P_{\text{ref}}(\cdot | w), P(\cdot | w, \phi)), \quad (5.13)$$

where H is the cross-entropy between the probability distribution of the reference word count and the predicted word count. An approximation is that the model tries to predict $b(1, \mathbf{s}_{\text{ref}}) \cap b(1, \mathbf{a})$. Empirically, three-quarters of words in reference summaries can be found in their corresponding input texts.

Referencing the input text (\mathbf{a}) and predicted bag of words (\hat{W}) to construct a sequence is straightforward, as seen in Algorithm 4.

Algorithm 4 From bag of words to sequence

Require: \mathbf{a}, \hat{W} **return** $\hat{\mathbf{s}}$

$\hat{\mathbf{s}} \leftarrow ()$

while $|\hat{W}| > 0$ **do**

Salient Sequence $\mathbf{l} \leftarrow (x \mid \text{for } x \in \mathbf{a} \text{ if } [x \in \hat{W}])$

$\mathbf{c} \leftarrow$ Longest Consecutive Salient Subsequence of \mathbf{l}

if $|\mathbf{c}| < C$ **then** ▷ Constant about 3

break

end if

$\hat{\mathbf{s}} \leftarrow \hat{\mathbf{s}} + \mathbf{c}$ ▷ Concatenate \mathbf{c} to $\hat{\mathbf{s}}$

$\hat{W} \leftarrow \hat{W} - \mathbf{c}$ ▷ Remove used words

end while

Algorithm 4 uses salient words to highlight the longest consecutive salient subsequences in \mathbf{a} , until the words in \hat{W} are exhausted, or when each consecutive salient sequence is less than three words ($C = 3$).

5.5 BERTScore: A Metric with Weaknesses Common to Other Neural Models

5.5.1 Unintentional Backdoor in the Model

Finding a $\sigma_{\text{far worse}}$ for BERTScore alone to satisfy condition 5.1 is easy. A single dot (".") is an imitator of *all* strings, as if it is a "backdoor" left by developers. We notice that, on default setting

of BERTScore², using a single dot can achieve around 0.892 in average when compared with any natural sentences. This figure "outperforms" all existing summarizers, making *outputting a dot* a good enough $\sigma_{\text{far worse}}$ instance.

5.5.2 Black-box Search for Universal Trigger

This example is very intriguing because it highlights the extent of which many vulnerabilities go unnoticed, although it cannot be combined directly with the attacker for ROUGE. Intuitively, there could be various clever methods to attack BERTScore as well, such as adding a prefix to each string (E. Wallace et al., 2019; Song et al., 2021). However, we here opt to develop a system that could output (one of) the most obviously bad strings (scrambled codes) to score high.

BERTScore is generally classified as a neural, untrained score (Sai, Mohankumar, and Khapra, 2022). In other words, part of its forward computation (*e.g.*, greedy matching) is rule-based, while the rest (*e.g.*, getting every token embedded in the sequence) is not. Therefore, it is difficult to "design" an attack rationally. Gradient methods (white-box) or discrete optimization (black-box) are preferable. Likewise, while letting BERTScore generate soft predictions (Jauregi Unanue, Parnell, and Piccardi, 2021) may allow attacks in a white-box setting, we found that black-box optimization is sufficient.

Inspired by the single-dot backdoor in BERTScore, we hypothesize that we can form longer catch-all emulators by using only non-alphanumeric tokens. Such an emulator has two benefits: first, it requires a small fitting set, which is important in targeted attacks on regression models. We will see that once an emulator is optimized to fit one natural sentence, it can also emulate almost any other natural sentence. The total number of natural sentences that need to be fitted before it can imitate decently is usually less than ten. Another benefit is that using non-alphanumeric tokens does not affect ROUGE.

Genetic Algorithm (GA, Holland, 2012) was used to discretely optimize the proposed non-alphanumeric strings. Genetic algorithm is a search-based optimization technique inspired by the natural selection process. GA starts by initializing a population of candidate solutions and iteratively making them progress towards better solutions. In each iteration, GA uses a fitness

²<https://huggingface.co/metrics/bertscore>

function to evaluate the quality of each candidate. High-quality candidates are likely to be selected and crossover-ed to produce the next set of candidates. New candidates are mutated to ensure search space diversity and better exploration. Applying GA to attacks has shown effectiveness and efficiency in maximizing the probability of a certain classification label (Alzantot et al., 2018) or the semantic similarity between two text sequences (R. Maheshwary, S. Maheshwary, and Pudi, 2021). Our single fitness function is as follows,

$$\hat{s}_{\text{emu}} = \arg \min_{\hat{s}} -B(\hat{s}, s_{\text{ref}}), \quad (5.14)$$

where B stands for BERTScore. As for termination, we either use a threshold of -0.88, or maximum 2000 iterations.

To fit \hat{s}_{emu} to a set of natural sentences, we calculate BERTScore for each sentence in the set after each termination. We then select a proper s_{ref} to fit for the next round. We always select the natural sentence (in a finite set) that has the lowest BERTScore with the optimized \hat{s}_{emu} at the current stage. We then repeat this process till the average BERTScore achieved by this string is higher than many reputable summarizers.

Finally, to simultaneously game ROUGE and BERTScore, we concatenate \hat{s}_{emu} and the input-agnostic $\sigma_{\text{ROUGE}}(\mathbf{a})$. If we set the number of tokens in \hat{s}_{emu} greater than 512 (the max sequence length for BERT), $\sigma_{\text{ROUGE}}(\mathbf{a})$ would then not affect the effectiveness of \hat{s}_{emu} , and we technically game them both. Additionally, this concatenated string games METEOR, too.

5.5.3 Experiments

We instantiate our evasion attack by conducting experiments on non-anonymized CNN/DailyMail (CNNDM, Nallapati et al., 2016; See, P. J. Liu, and Christopher D. Manning, 2017), a dataset that contains news articles and associated highlights as summaries. CNNDM includes 287,226 training pairs, 13,368 validation pairs and 11,490 test pairs.

For σ_{ROUGE} we use RoBERTa (base model, Yinhan Liu et al., 2019) to instantiate ϕ , which is an optimized pretrained encoding with a randomly initialized linear layer on top of the hidden states. Number of classes is set to three because we assume that each word appears at most twice

in a summary. All 124,058,116 parameters are trained as a whole on CNNDM train split for one epoch. When the batch size is eight, the training time on an NVIDIA Tesla K80 graphics processing unit (GPU) is less than 14 hours. It then takes about 20 minutes to predict (including word ordering) all 11,490 samples in the CNNDM test split. Scripts and results are available at <https://github.com> (URL will be made publicly available after paper acceptance).

For the universal trigger to BERTScore, we use the library from Blank and Deb (2020) for discrete optimizing, set population size at 10, and terminate at 2000 generations. \hat{s}_{emu} is a sequence of independent randomly initialized non-alphanumeric characters. For a reference s_{ref} from CNNDM, we start from randomly pick a summary text from train split and optimize for $\hat{s}_{\text{emu},i=0}$. We then pick the s_{ref} that is farthest away from $\hat{s}_{\text{emu},i=0}$ to optimize for $\hat{s}_{\text{emu},i=1}$, with $\hat{s}_{\text{emu},i=1}$ as initial population. Practically, we found that we can stop iterating when $i = 5$. Each iteration takes less two hours on a 2vCPU (Intel Xeon @ 2.30GHz).

1	<i>The ch-53e copter is twice the size of the humpback whales that sometimes wash up on surrounding shores. It crouched on the sand below a bluff and only a few yards from the surf line, dwarfing surfboard-topped lifeguard vehicles parked nearby. Bing bush and his wife, julie, who live in a cliffside complex overlooking the beach, were in for a surprise. (28.15 / 3.01 / 25.19, See, P. J. Liu, and Christopher D. Manning, 2017)</i>
2	<i>Come was, super Ary a any San sun _ routine Station low back to _ Julie Old Amar _ civilians _ _ light Super and shot _ _ crew in The size _ _ set helicopter which video precaution injured the. (28.07 / 3.57 / 17.54)</i>
3	<i>The ch-53e landed on the shore of this northern san diego county town. The 100-foot copter is twice the size of the humpback whales that sometimes wash up on surrounding shores. Ch-53e super stallion 's crew landed on the beach in northern san diego county. Marine corps helicopter forced to make emergency landing on southern california beach. (40.91 / 16.92 / 39.39, Y.-C. Chen and Bansal, 2018)</i>
4	<i>No for _ _ _ _ _ back to Makes _ back for team or _ _ TO a _ County damage and heaviest in The landed largest _ landing came make _ Wednesday morning the. (40.74 / 16.98 / 35.19)</i>
5	<i>The ch-53e super stallion landed on the shore of northern san diego county shortly after 11:30 am after a low oil-pressure indicator light went on in the cockpit. The 100-foot copter is twice the size of the humpback whales that sometimes wash up on surrounding shores. It crouched on the sand below a bluff and only a few yards from the surf line, dwarfing surfboard-topped lifeguard vehicles parked nearby. (41.89 / 19.18 / 28.38, Yang Liu and Lapata, 2019)</i>
6	<i>County beach _ ': largest oil Pressure _ _ back to Makes _ landing 11 injured _ in awesome or down oil _ _ _ , TO a CH _ and heaviest in The landed _ parked _ _ 53 _ Wednesday morning the. (41.74 / 19.47 / 27.83)</i>
7	<i>The ch-53e super stallion landed on the shore of northern san diego county shortly after 11:30 am after a low oil-pressure indicator light went on in the cockpit. The 100-foot copter is twice the size of the humpback whales that sometimes wash up on surrounding shores. The helicopter was fine to later take off and return to miramar air station. (52.17 / 29.41 / 39.13, Yang Liu and Lapata, 2019))</i>
8	<i>No one was: return the helicopter low _ parked back to Makes _ largest for Gun The helicopter town _ landing on: a CH _ and heaviest in The landed _ emergency landing _ _ an Wednesday morning the. (52.25 / 29.36 / 37.84)</i>
9	<i>Marine Corps helicopter made an emergency landing on a Southern California beach on Wednesday. The. Copter is twice. Humpback whales. Light: The CH-53E Super Stallion's crew landed on the beach in northern San Diego County after a low oil-pressure indicator light came on the in the cockpit. To Miramar Air Station. Was no injuries, no. (61.53 / 34.38 / 49.23*)</i>
10	<i>The ch-53e super stallion made an emergency landing on a beach in northern san diego county on wednesday morning. The crew was forced to land after a low oil-pressure indicator light went on in the cockpit. The helicopter is the largest and heaviest in the u.s. military and can carry a crew of four. No one was injured in the landing and the helicopter was fine to later take off and return to miramar air station. (78.15 / 51.01 / 56.95, Yixin Liu and P. Liu, 2021)</i>
11	<i>No one was: in the helicopter San injured or _ . _ back to Makes an emergency landing The military damages in helicopter The helicopter back , ' Air Station _ parked on: a CH forced _ and heaviest in The landed the The cockpit _ landing came on largest beach Wednesday morning the. (78.05 / 51.24 / 63.41)</i>
12	<i>A CH-53E Super Stallion helicopter was forced to make an emergency landing on a north San Diego County beach Wednesday morning. The crew landed the helicopter - the largest and heaviest in the military- after a low oil pressure light came on in the cockpit. No one was injured or anything damaged in the landing. The helicopter parked on the back for four hours before taking off back to Miramar Air Station. (Reference)</i>

TABLE 5.2: Machine summaries and the nearest neighbours of each, arranged in ascending order of ROUGE score (in brackets). Line 5 & 7 is the extractive and abstractive summary of the same work. Line 9 is from the shortcut method . For reading, misspelt words are replaced by "_", and sentences' first letters (if detectable) are capitalized.

System	ROUGE-1	ROUGE-2	ROUGE-L	ROUGE-A.M.	ROUGE-G.M.	METEOR	BERTScore
Pointer-generator(coverage) 2017	39.53	17.28	36.38	31.06	29.18	33.1	86.44
Bottom-Up 2018	41.22	18.68	38.34	32.75	30.91	34.2	87.71
PNBERT 2019	42.69	19.60	38.85	33.71	31.91	41.2	87.73
T5 2019	43.52	21.55	40.69	35.25	33.67	38.6	<u>88.66</u>
BART 2020	44.16	21.28	40.90	35.45	33.75	40.5	88.62
SimCLS 2021	46.67	22.15	43.54	37.45	35.57	40.5	88.85
Scrambled code + broken	<u>46.71</u>	20.39	<u>43.56</u>	36.89	34.62	39.6	87.80
Scrambled code + broken (alter)	48.18	19.84	45.35	37.79	<u>35.13</u>	<u>40.6</u>	87.80

TABLE 5.3: Results on CNNDM. Besides ROUGE-1/2/L, METEOR, and BERTScore, we also compute the arithmetic mean (A.M.) and geometric mean (G.M.) of ROUGE-1/2/L, which is commonly adopted (Haoyu Zhang et al., 2019; Bae et al., 2019; Chowdhery et al., 2022). The best score in each column is in bold, the runner-up is underlined. Our attack system is compared with well-known summarizers from the past five years. The alternative version (last row) of our system changes C in Algorithm 4 from 3 to 2.

5.6 Results

We compare ROUGE-1/2/L, METEOR, and BERTScore of our threat model with that achieved by the top summarizers in Table 5.3. We present two versions of threat models with a minor difference. As the results indicate, each version alone can exceed state-of-the-art summarizing algorithms on both ROUGE-1 and ROUGE-L. For METEOR, the threat model ranks second. As for ROUGE-2 and BERTScore, the threat model can score higher than other BERT-based summarizing algorithms³. Overall, we rank the systems by averaging their three relative ranking on ROUGE⁴, METEOR, and BERTScore; our threat model gets runner-up (2.7), right behind SimCLS (1.7) and ahead of BART (3.3). This suggests that at the system level, even a combination of mainstream metrics is questionable in justifying the excellence of the summarizer.

These results reveal low robustness of popular metrics and how certain models can obtain high scores with inferior summaries. For example, our threat model is able to grasp the essence of ROUGE-1/2/L using a general but lightweight model, which requires less running time than summarizing algorithms. The training strategies for the model and word order are trivial. Not surprisingly, its output texts do not resemble human understandable "summaries" (Table 5.1).

5.6.1 Related Work

5.6.2 Evasion Attacks in NLP

In an evasion attack, the attacker modifies the input data so that the NLP model incorrectly identifies the input. The most widely studied evasion attack is the adversarial attack, in which insignificant changes are made to the input to make "adversarial examples" that greatly affect the model's output (Szegedy et al., 2014). There are other types of evasion attacks, and evasion attacks can be classified from at least three perspectives. (1) Targeted evasion attacks and untargeted evasion attacks (X. Cao and Gong, 2017). Targeted evasion attacks and untargeted evasion attacks. The former is intended for the model to predict a specific wrong output for that

³except MatchSum (Zhong, P. Liu, Yiran Chen, et al., 2020) and DiscoBERT (J. Xu et al., 2020), where our method is about 0.5 lower in ROUGE-2. We present the same results in tables with additional target thresholds in Appendix 5.9

⁴Conservatively, We take geometric mean (Chowdhery et al., 2022). Combining metrics in other ways shows similar trends.

example. The latter is designed to mislead the model to predict any incorrect output.(2) Universal attacks and input-dependent attacks (E. Wallace et al., 2019; Song et al., 2021). The former, also known as an "input-agnostic" attack, is a "unique model analysis tool". They are more threatening and expose more general input-output patterns learned by the model. The opposite is often referred to as an input-dependent attack, and is sometimes referred to as a local or typical attack. (3) Black-box attacks and white-box attacks. The difference is whether the attacker has access to the detailed computation of the victim model. The former does not, and the latter does. Often, targeted, universal, black-box attacks are more challenging. Evasion attacks have been used to expose vulnerabilities in sentiment analysis, natural language inference (NLI), automatic short answer grading (ASAG), and natural language generation (NLG) (Alzantot et al., 2018; E. Wallace et al., 2019; Song et al., 2021; Filighera, Steuer, and Rensing, 2020; Filighera, Ochs, et al., 2022; Zang et al., 2020; Behjati et al., 2019).

5.6.3 Universal Triggers in Attacks on Classification

A prefix can be a universal trigger. When a prefix is added to any input, it can cause the classifier to misclassify sentiment, textual entailment (E. Wallace et al., 2019), or if a short answer is correct (Filighera, Steuer, and Rensing, 2020). These are usually untargeted attacks in a white-box setting⁵, where the gradients of neural models are computed during the trigger search phase.

E. Wallace et al. also used prefixes to trigger a reading comprehension model to specifically choose an odd answer or an NLG model to generate something similar to an egregious set of targets. These two are universal, targeted attacks, but are mainly for classification tasks. Given that automatic scoring is a regression task, more research is needed.

5.6.4 Adversarial Examples Search for Regression Models

Compared with classification tasks in NLP, regression tasks (such as determining text similarity) are fewer and less frequently attacked. For example, the Universal Sentence Encoder (USE, (Cer, Y. Yang, S.-y. Kong, et al., 2018)) and BERTScore (T. Zhang et al., 2019) are often taken as two constraints when searching adversarial examples for other tasks (Alzantot et al., 2018). However,

⁵When the number of categories is small, the line between targeted and non-targeted attacks is blurred, especially when there are only two categories.

these regression models may also be flawed, vulnerable or not robust, which may invalidate the constraints (J. Morris, 2020).

J. Morris shows that adversarial attacks could also threaten these regression models. For example, (R. Maheshwary, S. Maheshwary, and Pudi, 2021) adopt a black-box setting to maximize the semantic similarity between the altered input text sequence and the original text. Similar attacks are mostly input dependent, probably because these regression models are mostly used as constraints. In contrast, universal attacks may better reveal the vulnerabilities of these regression models.

5.6.5 Targeted Threshold for Attacks

We use a threshold to determine whether a targeted attack on the regression model was successful. Intuitively, the threshold is given by the scores of the top summarizers, and we consider our attack to be successful if an attacker obtains a score higher than the threshold using clearly inferior summaries. We use representative systems that once achieved the state-of-the-art in the past five years: Pointer Generator (See, P. J. Liu, and Christopher D. Manning, 2017), Bottom-Up (Gehrmann, Deng, and A. Rush, 2018), PNBERT (Zhong, P. Liu, D. Wang, et al., 2019), T5 (Raffel et al., 2019), BART (Lewis et al., 2020), and SimCLS (Yixin Liu and P. Liu, 2021).

5.7 Discussion

5.7.1 How does Shortcut Learning Come about?

As suggested in the hypothetical story by Geirhos et al., scoring draws students' attention (Filighera, Ochs, et al., 2022) and Bob is thus considered a better student. Similarly, in automatic summarization, there are already works that are explicitly optimized for various scoring systems (Jauregi Unanue, Parnell, and Piccardi, 2021; Pasunuru and Bansal, 2018). Even in some cases, people subscribe more to automatic scoring than "aspects of good summarization". For example, Pasunuru and Bansal (2018) employ reinforcement learning where entailment is one of the rewards, but in the end, ROUGE, not textual entailment, is the only justification for this summarizer.

We use a threat model to show that literally optimizing toward a flawed indicator does more harm than good. This is consistent with the findings by Paulus, Xiong, and Socher but more often, not everyone scrutinizes the output like Paulus, Xiong, and Socher do, and these damages can be overshadowed by a staggering increase in metrics, or made less visible by optimizing with other objectives. This is also because human evaluations are usually only used as a supplement, and it is only one per cent of the scale of automatic scoring, and how human evaluations are done also varies from group to group (van der Lee et al., 2021).

5.7.2 Simple defence

For score robustness, we believe that simply taking more scores as benchmark (Gehrmann, Adewumi, et al., 2021) may not be enough. Instead, fixing the existing scoring system might be a better option. A well-defined attack leads to a well-defined defence. Our attacks can be detected, or neutralized through a few defences such as adversarial example detection (Weilin Xu, Evans, and Qi, 2018; Metzen et al., 2017; Carlini and Wagner, 2017). During the model inference phase, detectors, determining if the sample is fluent/grammatical, can be applied before the input samples are scored. An even easier defence is to check whether there is a series of non-alphanumeric characters. Practically, grammar-based measures, like grammatical error correction (GEC⁶), could be promising (Napoles, Sakaguchi, and Tetreault, 2016; Novikova et al., 2017), although they are also under development. To account for grammar in text, one can also try to parse predictions and references, and calculate F1-score of dependency triple overlap (Riezler et al., 2003; Clarke and Lapata, 2006b). Dependency triples compare grammatical relations of two texts. We found both useful to ensure input sanitization (Table 5.4).

5.7.3 Potential Objections on the Proposed Attacks

The Flaw was Known. That many summarization scoring can be gamed is well known. For example, ROUGE grows when prediction length increases (S. Sun et al., 2019). ROUGE-L is not reliable when output space is relatively large (Krishna, Roy, and Iyyer, 2021). That ROUGE correlates badly with human judgments at a system level has been revealed by findings of Paulus,

⁶<https://github.com/PrithivirajDamodaran/Gramformer>

System	Parse	GEC
Pointer-generator(coverage) (See, P. J. Liu, and Christopher D. Manning, 2017)	0.131	<u>1.73</u>
Bottom-Up (Gehrmann, Deng, and A. Rush, 2018)	0.145	1.88
PNBERT (Zhong, P. Liu, Yiran Chen, et al., 2020)	0.179	2.15
T5 (Raffel et al., 2019)	<u>0.198</u>	1.59
BART (Lewis et al., 2020)	0.170	2.07
SimCLS (Yixin Liu and P. Liu, 2021)	0.202	2.17
Scrambled code + broken	0.168	2.64

TABLE 5.4: Input sanitization checks, Parse and GEC, on the 100-sample CNNDM test split given by Graham (2015). They penalize non-summary texts, but may introduce more disagreement with human evaluation, *e.g.*, high-scoring Pointer-generator on GEC. Thus, their actual summary-evaluating capabilities on linguistic features (grammar, dependencies, or co-reference) require further investigation.

Xiong, and Socher. And, BERTScore does not improve upon the correlation of ROUGE (Fabbri et al., 2021; Gehrmann, Adewumi, et al., 2021).

The current work goes beyond most conventional arguments and analyses against the metrics, and actually constructs a system that sets out to game ROUGE, METEOR, and BERTScore together. We believe that clearly showing the vulnerability is beneficial for scoring remediation efforts. From a behavioural viewpoint, each step of defence against an attack makes the scoring more robust. Compared with findings by Paulus, Xiong, and Socher, we cover more metrics, and provide a more thorough overthrow of the monotonicity of the scoring systems, *i.e.*, outputs from our threat model are significantly worse.

Shoddy Attack? The proposed attack is easy to detect, so its effectiveness may be questioned. In fact, since we are the first to see automatic scoring as a decent NLU task and attack the most widely used systems, evasion attacks are relatively easy. This just goes to show that even the crudest attack can work on these scoring systems. Certainly, as the scoring system becomes more robust, the attack has to be more crafted. For example, if the minimum accepted input to the scoring system is a "grammatically correct" sentence, an attacker may have to search for fluent but factually incorrect sentences. With contest like this, we may end up with a robust scoring system.

As for attack scope, we believe it is more urgent to explore popular metrics, as they currently have the greatest impact on summarization. Nonetheless, we will expand to a wider range of

scoring and catch up with emerging ratings such as BLEURT (Sellam, Das, and A. Parikh, 2020).

5.7.4 Potential Difficulties

Performing evasion attacks with bad texts is easy, when texts are as bad as broken sentences or scrambled codes in Table 5.1. In this case, the output of the threat system does not need to be scrutinized by human evaluators. However, human evaluation of attack examples may be required to identify more complex flaws, such as untrue statements or those that the document does not entail. Therefore, more effort may be required when performing evasion attacks on more robust scoring systems.

5.8 Packages

For evaluation metrics, we used the following packages:

- For ROUGE metrics (C.-Y. Lin and Hovy, 2003), we used the public *rouge-score* package from Google Research:

<https://github.com/google-research/google-research/tree/master/rouge>

- For METEOR (Lavie and Agarwal, 2007), we used the public Natural Language Toolkit:

https://www.nltk.org/_modules/nltk/translate/meteor_score.html

- For BERTScore (T. Zhang et al., 2019), we used the public *datasets* package from Huggingface:

<https://huggingface.co/metrics/bertscore>

5.9 Additional Comparison with More Summarization Systems

We present the same results in Table 5.3 with additional systems in Table 5.2. Table 5.2 also shows that about half of the listed works employ human evaluation to support the effectiveness of summarization systems.

5.10 Applications

Abstractive summarization creates a concise representation that retains most relevant information in an article. The technology is believed to have the potential to aid in legal contract analysis or financial research analysis. For example, investment banks analyse vast amounts of information. When a financial analyst reads market reports and news every day, efficient summaries can greatly improve her productivity. At present, the market believes that the summarization system can help analysts quickly obtain market signals from the content. Law and finance are both areas with a low tolerance for mistakes. In the presence of backdoors, especially when this backdoor is discovered after commercialisation, it is likely to cause irreparable economic losses.

We thus bridging the gap between the commercialisation and academic research.

The presented attack to regression model can also be used in testing the already deployed similarity checkers like Ithenticate⁷ to uncover vulnerabilities, threats, risks in such software applications and prevent malicious text changes used to evade plagiarism detection.

5.11 Conclusion

We hereby answer the question: it is easy to create a threat system that simultaneously scores high on ROUGE, METEOR, and BERTScore using worse text. In this work, we treat automatic scoring as a regression machine learning task and conduct evasion attacks to probe its robustness or reliability. Our attacker, whose score competes with top-level summarizers, actually outputs non-summary strings. This further suggests that current mainstream scoring systems are not a sufficient condition to support the plausibility of summarizers, as they ignore the linguistic information required to compute sentence proximity. Intentionally or not, optimizing for flawed scores can prevent algorithms from summarizing well. The practical effectiveness of existing summarizing algorithms is not affected by this, since most of them optimize maximum likelihood estimation. Based on the exposed vulnerabilities, careful fixes to scoring systems that measure summary quality and sentence similarity are necessary.

⁷www.ithenticate.com

Chapter 6

Linguistic Basis in Similarity

Estimation

6.1 Bidirectional Implicature as Similarity

Entailment is a phenomena between two linguistic expressions. It is sometimes called inference or implication, but overall stands for whether the truth value of one expression can be determined from another expression. Formally, an entailment is:

$$e : \mathcal{U}, \mathcal{U} \rightarrow \{0, 1\} \quad (6.1)$$

The flip side of determining entailment is determining exclusivity/contrary, defined as:

$$\begin{aligned} c : \mathcal{U}, \mathcal{U} \rightarrow \{0, 1\}, \\ \text{s.t. } c(u_1, u_2) + e(u_1, u_2) \leq 1. \end{aligned} \quad (6.2)$$

Determining the output value of e is a task usually called *recognizing textual entailment*, where the determination of output of c is taken into account as well. Formula 6.1 looks identical to formula 4.1, except that entailment is not a symmetric phenomenon, i.e., $e(u_1, u_2) = e(u_2, u_1)$ is not necessary.

Dagan (1999) then decomposed paraphrase recognition into a pair of entailment recognition as shown below:

$$f(u_1, u_2) = e(u_1, u_2) \times e(u_2, u_1) \quad (6.3)$$

From then on, a pair of paraphrases can be formally explained as a pair of expression with mutual entailment. However, if it was not for the extension of entailment determination to a formalisation of conditional probability (T. Chen et al., 2020), we would still not be able to use formula from Dagan (1999) to calculate similarity, as similarity is a regression task. T. Chen et al. (2020) offer an alternative version of formula 6.1,

$$e : \mathcal{U}, \mathcal{U} \rightarrow \mathbb{R} \cap [0, 1]. \quad (6.4)$$

The conditional probabilistic formalisation of entailment/inference considers how likely one expression is to hold if the other is true.

In formula 2.X, similarity between language units has been defined as a bivariate function that maps two units into a real number. Although in most cases a similarity scheme is a symmetric function where its value is the same no matter the order of its arguments, some schemes are not symmetric, such as METEOR (Banerjee and Lavie, 2005) or Tversky index (Tversky, 1977).

In this way, the conditional probability between two expressions can be regarded as an asymmetric measure of similarity. The problem of estimating similarity is successfully transformed into a problem of estimating (probabilistic) inference, where more studies can be found. This chapter studies the ways to determine of an entailment/inference relation.

6.2 The Controversial Nature of Natural Language Inference

Natural language inference has flourished over the past three decades, but there is no clear community consensus on its nature. Disagreements are reflected in deciding whether the inference is based on semantics or pragmatics, the strength of the inference, the form of the inference, and the relevance of the inference to the "real" world. Differing views on the nature of inferences can further lead to differing views on whether a particular inference holds. Therefore, a system

may face difficulties in evaluating reasonably under different perspectives. We propose an interpretation of the inference that takes advantage of predicate logic and natural deduction to resolve seemingly inconsistencies between different viewpoints.

There is language, and then there are language-based inferences. There are often expressions that can be put together, but less often what constitutes an inference. Therefore, although there are reasonable inferences, expressions that do not constitute inferences are often mixed in.

Inferences between expressions often have stated and/or unstated assumptions. Although there is reasonable experimental accuracy in judging whether the inference is valid or not without knowing its assumption, it is difficult to make a stable judgment in real applications. The following passage is from the Analytical Writing section of the GRE General Test, which asks test-takers to identify possible loopholes in the argument.

*"Most homes in the northeastern United States, where winters are typically cold, have traditionally used oil as their major fuel for heating. Last heating season that region experienced 90 days with below-normal temperatures, and climate forecasters predict that this weather pattern will continue for several more years. Furthermore, many new homes are being built in the region in response to recent population growth. Because of these trends, we predict **an increased demand for heating oil and ...**"*

The argument seems convincing at first, and many high-ranking natural language inference (NLI) systems predict that the **premise** supports, or so-called "entails", the **hypothesis**. However, many assumptions can be unwarranted. For instance, had people in the northeast United States not used the oil as their major fuel for heating during the last season when the region experienced below-normal temperature, the argument predicting increased demand for oil would become ill-founded.

We are not delusional to have an NLI system state clearly why an inference holds or not right now. Instead, we just need a simple answer. The misjudgment of the above case is just one of many evasion examples (X. Cao and Gong, 2017), and we have never been short of evasion attack examples (Alzantot et al., 2018; Behjati et al., 2019; E. Wallace et al., 2019; Zang et al., 2020; Song et al., 2021) or stress test samples (Saha, Nie, and Bansal, 2020; Hossain et al., 2020). These examples highlights the current difficulties for NLI systems to make good judgments.

We believe that at least one of the reasons for the misjudgment of the NLI system is that there is no consensus in the community on the interpretation of inference (Zaenen, Karttunen, and R. Crouch, 2005; Christopher D Manning, 2006; Poliak, 2020). The rationale is to imagine an NLI system calibrated on test suite A and then run on test suite B; if test suites A and B are fundamentally different in labelling, the system may be considered poor in terms of robustness or even accuracy. In other words, B is actually A's out-of-distribution adversarial examples (Sehwag et al., 2019; Y. Zhou and Tan, 2021), and one of the causes of this distribution difference is the difference in the interpretation of inference.

In this work, we analyze possible interpretations of inference from four perspectives: whether inference refers to a semantic or pragmatic level; the strength of the inference; the form of the inference; and the dependence of the inference on real-world knowledge. We then refer to natural deduction to come up with an interpretation that dissolves as much of the opposition between existing interpretations as possible. Relying on the proposed interpretation, we relabelled some existing data sample annotation, fine-tuned NLI systems, and compared the differences before and after the fine-tuning: we found that the adjusted systems were less likely to judge the validity of the inference through excessive imagination.

6.2.1 NLI: Is It about Semantics or Pragmatics?

The classical classification between semantics and pragmatics is that semantics deals with linguistic meaning and pragmatics with the use of language (C. W. Morris, 1938; Kamp, 1978). A feature that can be derived is that expressions with different semantics may be pragmatically the same, while expressions with the same semantics, even the same expression, may be pragmatically different when used in different contexts.

Earlier, textual inference¹ is defined as a task that captures major *semantic* inference needs across applications (Dagan, Glickman, and Magnini, 2006). Zaenen, Karttunen, and R. Crouch (2005) also follows the standard approach within linguistic semantics. Since the first large annotated corpus (SNLI, S. R. Bowman et al., 2015), most works are about lexical and compositional semantics (Williams, Nangia, and S. Bowman, 2018).

¹Being called NLI, recognising textual entailment (RTE), or even recognising textual inference (Poliak, 2020), its name has always been a mystery.

While it appears that textual inference is only within the semantics, there is disagreement. The task defined by Dagan, Glickman, and Magnini is hypothesized to be a "generic task for evaluating and comparing applied semantic inference models". Particularly, paraphrase acquisition (acquiring sets of lexical-syntactic expressions that convey largely equivalent or entailing meanings) can be cast in terms of textual inference. Hirst (2003) believes paraphrases "talk about the same situation in a different way" and argues that paraphrases are not fully synonymous (Bhagat and Hovy, 2013). In the following simple example (Iyer, Dandekar, and Csernai, 2017):

Example 6.2.1. How can I be a good geologist? $\leftrightarrow^?$ What should I do to be a great geologist?

Literally, the two questions are different, and one of the many reasons is that a *good geologist* may not be a *great geologist*. Nevertheless, when both are asked on Quora, they count as the same question. Hence, the same dilemma about what is paraphrase also applies to what is textual inference.

Now that the meaning or use of a pair of texts can lead to different judgments, arguments against treating textual inference simply as a semantic task also include that standard theories of linguistic semantics are sometimes inappropriate for the task (Christopher D Manning, 2006). Christopher D Manning does not make it clear that textual inference is about pragmatics, either. "What a human would be happy to infer from a piece of text", rather than meaning or use, is considered the correct understanding of the text. This is probably the loosest definition of this task.

6.2.2 Inference Strength

A less loose workaround that seems to allow both semantic and pragmatic inference is to relax from demanding *valid arguments* to *strong arguments*. Dolan, Brockett, and Quirk (2005) consider expressions that are "*more or less* semantically equivalent" as paraphrases. Classifying valid arguments with invalid but strong arguments avoids excluding "all but the most trivial" inferential relationships. T. Chen et al. (2020) further refine the task by explicitly determining the probability that a hypothesis can be inferred from premises. Three benefits of this refinement are: first, the boundary between valid and invalid arguments/inferences is still clear; second, it

circumvents the tricky question: with what probability must the hypothesis follow the premises for the inference to count as "strong"; third, it avoids making a slippery slope argument, if the probability estimates are correct. However, one question remains: how can we determine the probability? In the following example:

Example 6.2.2. 90% of humans are right-handed. Pat is human. $\overset{?}{\rightarrow}$ Pat is right-handed.

Pat is possibly one of the 10% who are not *right-handed*. Yet, the argument in this example provides good reasons to think that "Pat is right-handed", and "Pat" is 90% likely to be "right-handed". Other probabilities are less obvious, as shown below.

Example 6.2.3. A boy hits a ball, with a bat. $\overset{?}{\rightarrow}$ The kid is playing in a baseball game.

T. Chen et al. estimate that this argument/inference is 78% strong, and S. R. Bowman et al. think the inference hold true. In Example 6.2.3, probabilities are explicit in text and the annotator has to guess, which actually creates more uncertainty and uninterpretability. In fact, many premise-hypothesis pairs in U-SNLI (T. Chen et al., 2020) with probability higher than 78% are not considered valid/strong inferences in SNLI (S. R. Bowman et al., 2015).

6.2.3 Relation to Knowledge

Example 6.2.4. 90% of humans are **right** ~~left~~-handed. Pat is human. $\overset{?}{\rightarrow}$ Pat is **right** ~~left~~-handed.

Example 6.2.5. Pat is human. $\overset{?}{\rightarrow}$ Pat is right-handed.

Example 6.2.6. Pat is human. $\overset{?}{\rightarrow}$ Pat is **right** ~~left~~-handed.

The probability for premise in Example 6.2.4 to infer its hypothesis is still 90%. The premise is "factually" false (Wikipedia, n.d.) and the hypothesis is "factually" only 10% likely to be true, but the argument is "strong". This is because the inference is 90% true when the premise is plausible.

Without presupposed knowledge, neither Example 6.2.5 nor 6.2.6 presents a strong argument, and the premises and hypotheses seem so independent that probabilities cannot be calculated. Ignoring knowledge is used to criticize the view that textual inferences are strictly logical entailment (Christopher D Manning, 2006). Presuppositions of knowledge may be necessary and

unavoidable (Zaenen, Karttunen, and R. Crouch, 2005). With presupposed knowledge, these two examples have probabilities of 90% and 10%, respectively.

6.2.4 Forms of Inference

Standard form of textual inference is to determine how likely premises (P) infer a hypothesis (H). Both P and H are natural languages, and the likelihood could be in binary values (valid or invalid) or real numbers from 0 to 1 (T. Chen et al., 2020).

We may replace some premises with presupposed knowledge. If the premise ends up being empty, the inference task becomes a "fact" verification task (without looking for evidence). Besides textual bias (Tsuchiya, 2018; Gururangan et al., 2018), this could be another explanation for the "hypothesis-only model" (Poliak et al., 2018) performing twice as well as the "majority baseline" on SNLI. In addition to binarization, the likelihood of inference is sometimes 3-way (Cooper et al., 1996) or 4-way (Valencia, 1991).

6.3 Natural Deduction Preliminary

We then use the following natural deduction rules to search appropriate variants of S or N :

$$\neg\neg P \equiv P, \quad (6.5)$$

$$P \vee Q \equiv Q \vee P, \quad (6.6)$$

$$P \wedge Q \equiv Q \wedge P, \quad (6.7)$$

$$(P \vee Q) \vee R \equiv P \vee (Q \vee R), \quad (6.8)$$

$$(P \wedge Q) \wedge R \equiv P \wedge (Q \wedge R), \quad (6.9)$$

$$P \vee (Q \wedge R) \equiv (P \vee Q) \wedge (P \vee R), \quad (6.10)$$

$$P \wedge (Q \vee R) \equiv (P \wedge Q) \vee (P \wedge R), \quad (6.11)$$

$$\neg(P \vee Q) \equiv \neg P \wedge \neg Q, \quad (6.12)$$

$$\neg(P \wedge Q) \equiv \neg P \vee \neg Q, \quad (6.13)$$

$$(6.14)$$

$$\neg\exists x P \equiv \forall x (\neg P), \quad (6.15)$$

$$\neg\forall x P \equiv \exists x (\neg P), \quad (6.16)$$

$$\forall x (P \wedge Q) \equiv \forall x P \wedge \forall x Q, \quad (6.17)$$

$$\exists x (P \vee Q) \equiv \exists x P \vee \exists x Q, \quad (6.18)$$

$$\forall x (A(x) \vee B) \equiv \forall x A(x) \vee B, \quad (6.19)$$

$$\forall x (A(x) \wedge B) \equiv \forall x A(x) \wedge B, \quad (6.20)$$

$$\exists x (A(x) \vee B) \equiv \exists x A(x) \vee B, \quad (6.21)$$

$$\exists x (A(x) \wedge B) \equiv \exists x A(x) \wedge B, \quad (6.22)$$

$$\forall x A(x) \vee \forall x B(x) \Rightarrow \forall x (A(x) \vee B(x)), \quad (6.23)$$

$$\exists x (A(x) \wedge B(x)) \Rightarrow \exists x A(x) \wedge \exists x B(x) \quad (6.24)$$

$$P \vee (P \wedge Q) \equiv P, \quad (6.25)$$

$$P \wedge (P \vee Q) \equiv P, \quad (6.26)$$

$$P \vee \neg P \equiv \top, \quad (6.27)$$

$$P \wedge \neg P \equiv \perp \quad (6.28)$$

$$P \wedge Q \Rightarrow P, \quad (6.29)$$

$$P \wedge Q \Rightarrow Q, \quad (6.30)$$

$$P \Rightarrow P \vee Q, \quad (6.31)$$

$$Q \Rightarrow P \vee Q, \quad (6.32)$$

$$\neg P, P \vee Q \Rightarrow Q, \quad (6.33)$$

$$P, P \rightarrow Q \Rightarrow Q, \quad (6.34)$$

$$\neg Q, P \rightarrow Q \Rightarrow \neg P, \quad (6.35)$$

$$P \rightarrow Q, Q \rightarrow R \Rightarrow P \rightarrow R, \quad (6.36)$$

$$P \vee Q, P \rightarrow R, Q \rightarrow R \Rightarrow R \quad (6.37)$$

6.4 Inference by Making Decisions about Assumptions

We believe that the key to using knowledge while retaining strict semantic reasoning is to introduce assumptions. The process of reasoning is never about knowledge, but about assumptions. Explicitly stated assumptions are also called premises, and here we introduce unstated assumptions.

Example 6.4.1. About two weeks before the trial started, I was in Shapiro's office in Century City. $\overset{?}{\rightarrow}$ Shapiro works in Century City.

In RTE2 Guidelines (Haim et al., 2006), this example is very "probable" and judged as "YES".

#	Expression	Actn.
0	Premise A turtle danced. Hypothesis A turtle moved.	
1	$\mathbf{P} \exists e_1 x_1. (Actor(e_1, x_1) \wedge v_{dance}(e_1) \wedge n_{turtle}(x_1)). \mathbf{H} \exists e_1 x_1. (Actor(e_1, x_1) \wedge v_{move}(e_1) \wedge n_{turtle}(x_1)).$	Parse
2	$S': \neg \exists e_1 x_1. (Actor(e_1, x_1) \wedge v_{dance}(e_1) \wedge n_{turtle}(x_1)) \vee \exists e_1 x_1. (Actor(e_1, x_1) \wedge v_{move}(e_1) \wedge n_{turtle}(x_1))$	
3	$S': \exists e_1 x_1. (v_{move}(e_1) \wedge n_{turtle}(x_1) \wedge Actor(e_1, x_1)) \vee \forall e_1 x_1. (\neg v_{dance}(e_1) \vee \neg n_{turtle}(x_1) \vee \neg Actor(e_1, x_1))$	Sort
4	$S'': \forall x. (v_{dance}(x) \rightarrow v_{move}(x))$	Simp.
5	Assumption Dancing is (a kind of) moving.	Text

TABLE 6.1: Derive an assumption S'' from premise and hypothesis. First, parsing textual premises and hypotheses results in first-order logic (FOL) expressions. Next, we derive S' from parsed premises and hypotheses. Then, there could be more than one way to simplify S' .

Its sample justification is that "although Shapiro's office is in Century City, he actually never arrives to his office, and works elsewhere. However, this interpretation is *very unlikely*, and so the entailment holds with *high probability*."

Is that "Shapiro works in Shapiro's office" really "very probable"? One may always *assume* this to be true or false, but its truth value could change. Suppose Shapiro gets a job offer at the end of 2020 when people can work from home, taking that "Shapiro works in Shapiro's office" as granted can be ignorant. We do not mean to suggest here that Example 6.4.1 *should* be labelled as "No". Rather, we propose to transform it into two pairs:

1. About ..., I was in Shapiro's office in Century City. *Most people work in each of their offices.* $\xrightarrow{?}$ Shapiro works in Century City.
2. About ..., I was in Shapiro's office in Century City. *Some people work in each of their offices.* $\xrightarrow{?}$ Shapiro works in Century City.

This way, the first inference may be correct most of the time, while the second inference is sometimes correct. On top of that, inference now only deals with semantics. The assumption likelihood is responsible for the hypothesis likelihood, and the process of inference can follow natural deduction. Although formalisms differ, an underlying idea of natural deduction is that one can "make an assumption S and see that it leads to conclusion X ", and then conclude that if the S were true, then so would X be (Pelletier and Hazen, 2021).

The undetermined conclusion X is $(P \rightarrow H)$. We need to find an appropriate assumption (S), and if it is plausible ($\top(S)$), $(P \rightarrow H)$ is plausible. If P is given, S is a *sufficient* assumption. Formally,

$$P \wedge S \vdash H, \quad (6.38)$$

$$P \wedge S \not\vdash \perp, \quad (6.39)$$

$$S \not\vdash H. \quad (6.40)$$

We use natural deduction to obtain S .

$$\begin{aligned} P \wedge S \vdash H, \\ P, S \vdash H \quad & \text{(Simplification),} \\ P \vdash S \rightarrow H \quad & \text{(Modus Ponens),} \\ P, \neg H \vdash \neg S \quad & \text{(Modus Tollens),} \\ P \wedge \neg H \vdash \neg S \quad & \text{(Conjunction).} \end{aligned} \quad (6.41)$$

Hence, we know that any S whose negation is entailed by $P \wedge \neg H$ is a sufficient assumption. Moreover, any S'' satisfying $\neg S' \vdash \neg S''$ is a sufficient assumption, if S' is a sufficient assumption. We can simply apply conjunction elimination on S' to obtain S'' or more variants, as shown in Table 6.1.

While the sample label in Table 6.1 is not affected by the proposed annotations, other samples may need to be re-annotated. That "there are two young ladies jogging, by the *ocean side*" is thought to infer that "two women are jogging by the *beach*" (S. R. Bowman et al., 2015). Even if we only ask for a strong argument and not a valid one, we will find it unreasonable. Assuming that 80% of the world's ocean sides have beaches, we would happily infer "Peter cannot have three daughters" from "Peter has three children" (Simonoff, 2010). The latter example is correct about 85% of the time, but it would be a little odd to use it as an inference. Therefore, if we cannot assume "people must be at beaches if they are by the ocean side", the sample label will be "non-entailed".

6.4.1 Semantic Parsing in Textual Inference

Semantic parsing, particularly discourse representation structure (DRS) parsing Bos, 2008, has been used to translate natural languages into first-order logic expressions. Ideally, parsed premises and hypotheses can help derive all required assumptions. However, current DRS parsing systems may either make mistakes in negation parsing, or behave less stably when designed in neural models J. Liu et al., 2021. More refinement on the parsing system is needed. Bos and Markert (2005) also directly applied DRS parsing in textual inference, by manually generating about 20 different axioms. These works suggest that textual inference and semantic parsing closely related.

6.4.2 Assumption Simplification

Simplifying S' may result in several equivalent or non-equivalent expressions S'' . The sample proof with NLTK Resolution Prover² for the expression in Table 6.1 is shown below.

[1] { $\neg v_dance(z4), v_move(z4)$ }	A
[2] { $v_dance(z9)$ }	A
[3] { $n_turtle(z10)$ }	A
[4] { $Actor(z12, z11)$ }	A
[5] { $\neg v_move(z13), \neg n_turtle(z14), \neg Actor(z13, z14)$ }	A
[6] { $v_move(z9)$ }	(1, 2)
[7] { $\neg n_turtle(z14), \neg Actor(z13, z14), \neg v_dance(z13)$ }	(1, 5)
[8] { $\neg n_turtle(z14), \neg Actor(z13, z14)$ }	(2, 7)
[9] { $\neg Actor(z13, z14), \neg v_move(z13)$ }	(3, 5)
[10] { $\neg Actor(z13, z14), \neg v_dance(z13)$ }	(1, 9)
[11] { $\neg Actor(z13, z14)$ }	(2, 10)
[12] { $\neg Actor(z13, z14), \neg v_dance(z13)$ }	(3, 7)
[13] { $\neg Actor(z13, z14)$ }	(2, 12)
[14] { $\neg Actor(z13, z14)$ }	(3, 8)
[15] { $\neg v_move(z13), \neg n_turtle(z14)$ }	(4, 5)
[16] { $\neg n_turtle(z14), \neg v_dance(z13)$ }	(1, 15)
[17] { $\neg n_turtle(z14)$ }	(2, 16)
[18] { $\neg v_move(z13)$ }	(3, 15)
[19] { $\neg v_dance(z13)$ }	(1, 18)
[20] {}	(2, 19)

²Tableau Prover presents similar results, though its proof is longer. <https://www.nltk.org/howto/inference.html>

6.4.3 Stereotyped Ideas in Existing Annotation

Besides the few examples stated in Section 6.4, more stereotyped inferences have been observed in SNLI S. R. Bowman et al., 2015. We show them in Table 6.2 and 6.3.

6.5 Experiment and Result

We investigate how the proposed annotation scheme affects an NLI system by re-annotating a subset of SNLI (S. R. Bowman et al., 2015). This subset contains all test samples in U-SNLI (T. Chen et al., 2020), and 210 samples from U-SNLI train split which are labelled as "contradiction" or "entailment" in SNLI. This is a similar amount compared with re-annotations by Hossain et al. (2020) and Sawan Kumar and Talukdar (2020). In short, we relabel a sample that was initially "mistaken" as a strong argument as a weak argument. As a result, 20% samples experience a label change. Comparing both original labels and new labels with the probabilities given by U-SNLI, we observe that the Spearman correlation coefficient (ρ , Zwillinger and Kokoska, 1999) increases by 2.5% from originally 0.8715 to 0.8933 now. We then fine-tuned existing RoBERTa (Yinhan Liu et al., 2019) model³ with the relabelled training split, and the accuracy increases from 0.8148 to 0.8185 on the relabelled test split (Similarly, the accuracy drops from 0.9185 to 0.9148 when tested on original labels).

To test on real-world applications, we applied the model with and without fine-tuning on 27 GRE passages like the example in Section 6.2. While all 27 samples should be "non-entailed", we observe that the model without fine-tuning predicts 14 out of 27 as "entailed", leading to an error rate much higher than 0.09 (the reported error rate on SNLI test split). After fine-tuning, the error rate drops from $\frac{14}{27}$ to $\frac{4}{9}$.

6.6 Conclusion

Ambiguity about "what is the right thing to infer from text" weakens robustness of NLI systems. In real-world applications, we observe that NLI models tend to "over-infer" from the premises.

³https://huggingface.co/ynie/roberta-large-snli_mnli_fever_anli_R1_R2_R3-nli






#	Expression	Why stereotyped
1	Premise A car is loaded with items on the top. Hypothesis The car is a convertible. SNLI label Contradiction. Assumption Can convertible cars ever get loaded on their top? Yes, they can.	
2	Premise A family walking with a soldier. Hypothesis A group of people strolling. SNLI label Entailment. Assumption Do family members have to stroll, if they walk together with a soldier? No, they do not have to.	
3	Premise A man is wearing a blue and yellow racing uniform while holding a bottle. Hypothesis This guy is jumping rope. SNLI label Contradiction. Assumption Does one have to give up his bottle or stop jumping rope when he wears a blue and yellow racing uniform? No, he does not.	
4	Premise Young Asian girl is sitting on the ground in rubble. Hypothesis The young Asian girl is outside in the rubble. SNLI label Entailment. Assumption Must rubble be outside? No.	
5	Premise A woman wearing sunglasses is frowning. Hypothesis A woman wearing sunglasses is not smiling. SNLI label Contradiction. Assumption Have you ever seen someone smiles with frowning? Yes, try forced smile.	

TABLE 6.2: We ask with what assumption(s) would the given label hold. Then we assess the plausibility of these assumptions. Reasons or explanations are shown in the right-most column. The images are generated from Dalle-mini <https://huggingface.co/spaces/dalle-mini/dalle-mini>.

We propose separating the plausibility of the assumption from the validity of the argument, since the truth value of the assumption may vary from person to person. The proposed scheme simultaneously preserves strict semantic deduction and the participation of world knowledge. We verify its usage by fine-tuning an existing NLI system with the new annotations and observe an improvement in precision. We hope this work will facilitate construction of future NLI corpora and exploration of the robustness of NLI systems.





#	Expression	Why stereotyped
6	Premise A statue at a museum that no seems to be looking at. Hypothesis Tons of people are gathered around the statue. SNLI label Contradiction. Assumption Could tons of people around a statue doing something else? Yes, they could.	
7	Premise A blond-haired doctor and her African american assistant looking threw new medical manuals. Hypothesis A man is eating pb and j. SNLI label Contradiction. Assumption Can a doctor eat pb and j while doing something else? Yes, they can.	
8	Premise A young family enjoys feeling ocean waves lap at their feet. Hypothesis A family is out at a restaurant. SNLI label Contradiction. Assumption Are there any beach restaurants where ocean waves are just around? Yes, there could be.	
9	Premise A person wearing a straw hat, standing outside working a steel apparatus with a pile of coconuts on the ground. Hypothesis A person is burning a straw hat. SNLI label Contradiction. Assumption Can one wear a hat and burn another? Yes.	
10	Premise Man chopping wood with an axe. Hypothesis The man is outside. SNLI label Entailment. Assumption Must one chop wood outdoor/outside? Not really.	

TABLE 6.3: (Continue Table 6.2) We ask with what assumption(s) would the given label hold. Then we assess the plausibility of these assumptions. Reasons or explanations are shown in the right-most column. The images are generated from Dalle-mini <https://huggingface.co/spaces/dalle-mini/dalle-mini>.

Chapter 7

Conclusions

7.1 Conclusions

In this thesis, I introduce a methodology for measuring the similarity between human language units. This methodology can be used to test and improve schemes that measure similarity between human language units.

In chapter 2, before describing these practical works, I systematically review about 70 existing schemes for measuring similarity from the perspective of mathematical form. In general, notwithstanding their deeper nature in abstract algebra, I classify their formalisation into four distinct types, the first three of which represent language units in some form and the last not. These are sets, sequences, and real vectors. Afterwards, standard similarity formulae such as the Jaccard index can be applied. As for the latter type, which accounts for a large part, the similarity between two linguistic units is simply a bivariate function without any abstract representation of the units. This is the most flexible, but can be difficult to interpret in many cases.

In chapter 3, I examine how existing schemes work in practice by studying their effectiveness in applications. I first choose to apply word embedding similarity in topic modelling on Twitter. The original ClusTop algorithm (Lim, Karunasekera, and Harwood, 2017) is improved by using the word embedding similarity as edge weights to fill in the vertices of the network graph, and then applying community detection to partition the network graph. I empirically study the impact of multiple variants of the improved ClusTop algorithm with word embedding similarity as edge type, original variants with unigram or dyad co-occurrence as edge weights, and various LDA baselines. Empirical evaluations are based on metrics such as topic coherence, pointwise mutual

information, precision, recall, and F-score. Experimental results based on three Twitter datasets with labelled topics (crises and events) show that the ClusTop algorithm with refined edges outperforms various LDA baselines and the original Clustop on these evaluation metrics.

In chapter 4, I look at the problem of whether we can take these similarity values themselves very seriously if they are not to be rounded into zero or one. Existing similarity schemes, when used for topic modelling, have demonstrated their efficacy. However, my work in this chapter suggests that if our demand is similarity score itself rather than an external or indirect assessment like topic modelling. These similarity schemes are stress-tested using sentence pairs with high semantic similarity and low syntactic similarity. The results show that when the two sentences are more syntactically different, the scale reported by the semantic similarity scheme also tends to be lower. Therefore, current semantic similarity schemes still largely depend on the syntactic or lexical relationships between the language units being compared.

In chapter 5, I study the problem of how specific vulnerabilities of a similarity scheme can be uncovered such that we can refine the scheme. Stress tests can expose some of the shortcomings of similarity schemes, but merely providing such well-formed sentence pairs does little to improve the scheme. For example, fine-tuning a scheme with such sentence pairs only results in a general rise in all semantic similarity scores and a sink in all syntactic similarity scores. Therefore, I turn my attention to evasion attacks. Evasion attacks aim to manipulate the input to a model such that the model misjudges, whereas attacking a regression model is all about getting a high score on an input that should have gotten a low score or vice versa. We choose three of the most popular similarity schemes to attack, namely ROUGE (C.-Y. Lin, 2004), METEOR (Banerjee and Lavie, 2005), and BERTScore (T. Zhang et al., 2019). In particular, we perform a universal attack, also known as an input-agnostic attack, where the manipulating policy is determined before the inputs to the regression model are known. Universal attacks are known to be better at illustrating the vulnerability of tested models. The flow of the whole attack is as follows. These regression models are used to score the output of the summarizers, and their work is to give a higher similarity judgment between the reference and the output given by the advanced summarizer, while predicting a lower score for the similarity between the reference and the output of the inferior summarizers. I take the state-of-the-art summarizer performance as

a threshold, and try to create a worse summarizer to get a higher similarity than the threshold, where a worse summarizer means its output is clearly bad to a human. In practice, the systems I create either generate nonsense strings or generate scrambling codes, but the scores for these outputs are surprisingly high. These bad outputs are generated through token classification and word ordering, or black-box string optimisation.

For these discovered vulnerabilities, we provide corresponding defence methods, namely patching similarity schemes through dependency parsing, grammatical error correction, or similarity schemes other than the three attacked. Targeted defence and attack together constitute the proposed progressive-refinement framework for similarity schemes, and for each repair under this framework, we know exactly which aspect has been fixed.

In chapter 6, I look at what is the proper way for humans to determine the gold reference for this regression task. The continued refinement of the similarity scheme eventually leads to the question of how humans should determine similarities between language units. In the past, the gold reference value for similarity scheme was determined by one or a few manually labelled datasets. In fact, when it comes to each example, people's opinions can be very different. For example, there are controversies around the condition for an entailment to hold. Rather than pursue the philosophical question of what makes two units similar, as Landauer and Dumais (1997) did, researchers tacitly acquiesced in transforming the definition of similarity into a somewhat guesswork (Christopher D Manning, 2006). To this end, I propose an annotating scheme for humans, that one must elaborate her assumption before judging the semantic similarity between two or more language units. Moreover, once the assumptions are given, natural deduction of first-order logic, and/or conditional probability can be applied to rigorously derive the similarity between language units.

In summary, I am gradually digging into the task of similarity measurement, from its application, testing, repair, and even reference determination. I appreciate the convenience and speedy application that existing similarity schemes can bring us, such as topic modelling, but also see their shortcomings in confirming details. I come up with a progressive approach to refining a vulnerable similarity scheme, but find that waiting at the end of the refined similarity measure was an equally imperfect reference scheme. Hence, the fundamental problem is finally revealed,

we must first confirm how we humans intend to calculate similarity, before we can hand this task to the computer, otherwise, we can only stay on the approximate binary judgment of similarity. As a deeply philosophical, cognitive and computational science question, this task remains to be further explored.

While studying the similarity, I have three other contributions in this thesis. The first is a natural language generation task, revision for concision, designed to aid academic writing efforts, and I provide a baseline sequence-to-sequence model. The second is that, as far as I know, my attack on similarity scoring is the first attack on a regression model in NLP. The third is that the most immediate indication of these similarity schemes' vulnerability as summary raters is that summarizers who demonstrate validity based on these similarity scores lose (this part of) their justification.

7.2 Applications

The work in this thesis finds its realistic applications in the industry as follows. As mentioned in prior chapters, these works have great potential to contribute to bridging the gap between academia and industry, and even get commercialised to serve a larger population.

Applications of Topic Modelling In short, topic modelling is a text mining technique used to discover and categorise topics in documents. Recommendation systems are very popular these days and systems are algorithms aimed at suggesting relevant items to users. Topic modelling is a core part of this (McGowan, 2021). Applying the presented topic modelling algorithm can effectively provide more accurate similar content recommendations (such as movie recommendations), and thus potentially benefit the service providers.

Topic modelling can also be used for spam detection. Due to the characteristics of spam itself, their subject similarity is very high, the use of subject modelling can effectively improve the capture rate of spam, reduce user confusion, and improve user experience.

Applications of Concise Paraphrases As mentioned in the Chapter 4, the collected concise writing data is from institutional academic writing. Thus the intuitive commercial application of

similar models can reduce teaching costs while improving teaching quality. In the future, the precise writing model has the potential to become a must-have learning tool for students like Edimension.

Our approach is not limited to helping academic writing but can be extended to other areas. Such as the detection of advanced plagiarism.

Applications of Abstractive Summarization Abstractive summarization has room for almost every field involving text. Potential future areas for abstracts include, but are not limited to, patent research, video content abstracts, medical case studies, and financial research.

Google has reportedly been working on projects trying to understand fiction. Abstracts can help consumers quickly understand what a book is about during the buying process. Current evaluation systems with shortcuts lead to models that learn shortcuts rather than true summaries. This may be an important reason to understand that the fiction system has not been pushed out.

Another often overlooked area of abstract abstraction is helping people with dyslexia. In the Internet age, a large amount of information is difficult for normal people to digest and process, and people with dyslexia are even more unable to obtain information effectively and are further out of touch with society. A Lupin summary model can help dyslexic people reduce their consumption to obtain information.

7.3 Future Work

The immediate next step based on this thesis is the progressive refinement of existing similarity schemes. When simple bugs are fixed, more realistic and complex vulnerabilities may surface. Besides, the refined similarity scheme can better supervise language generation tasks, and thus better generative models can be developed. After attacking the summarization system metric, we plan to propose a new metric that is robust to adversarial attacks including the attack discussed previously. Before that, we may propose some mitigating methods to patch this system.

After proposing the concise writing task, it would be necessary to provide strongly intuitive baselines and well-justified evaluating systems, which I will continue to follow up on.

In addition to working on practical tasks, the analysis of abstract representations of similarity can also deepen the understanding of this cognitive primitive.

Appendix A

Dataset Concise-536 in Chapter 4

A.1 All Sentence pairs of Concise-536

Sentences are from college writing centres.

Wordy: The politician talked about several of the merits of after-school programs in his speech.

Concise: The politician touted after-school programs in his speech. PU, n.d.

Wordy: Suzie believed but could not confirm that Billy had feelings of affection for her.

Concise: Suzie assumed that Billy adored her. PU, n.d.

Wordy: Our Web site has made available many of the things you can use for making a decision on the best dentist.

Concise: Our website presents criteria for determining the best dentist. PU, n.d.

Wordy: Working as a pupil under someone who develops photos was an experience that really helped me learn a lot.

Concise: Working as a photo technician's apprentice was an educational experience. PU, n.d.

Wordy: The teacher demonstrated some of the various ways and methods for cutting words from my essay that I had written for class.

Concise: The teacher demonstrated methods for cutting words from my essay. PU, n.d.

Wordy: Eric Clapton and Steve Winwood formed a new band of musicians together in 1969, giving it the ironic name of Blind Faith because early speculation that was spreading everywhere about the band suggested that the new musical group would be good enough to rival the earlier bands that both men had been in, Cream and Traffic, which people had really liked and had been very popular.

Concise: Eric Clapton and Steve Winwood formed a new band in 1969, ironically naming it Blind Faith because speculation suggested that the group would rival the musicians' previous popular bands, Cream and Traffic. PU, n.d.

Wordy: Many have made the wise observation that when a stone is in motion rolling down a hill or incline that that moving stone is not as likely to be covered all over with the kind of thick green moss that grows on stationary unmoving things and becomes a nuisance and suggests that those things haven't moved in a long time and probably won't move any time soon.

Concise: A rolling stone gathers no moss. PU, n.d.

Wordy: For each and every book you purchase, you will receive a free bookmark.

Concise: For every book you purchase, you will receive a free bookmark. UNC, 2021

Wordy: Because a great many of the words in this sentence are basically unnecessary, it would really be a very good idea to edit somewhat for conciseness.

Concise: Because many of the words in this sentence are unnecessary, we should edit it. UNC, 2021

Wordy: The reason for the failure of the basketball team of the University of North Carolina in the Final Four game against the team from Kansas was that on that day and at that time, some players were frequently unable to rebound the ball.

Concise: UNC's basketball team lost the Final Four game against Kansas because it could not consistently rebound the ball. UNC, 2021

Wordy: Do not try to anticipate in advance those events that will completely revolutionize society.

Concise: Do not try to anticipate revolutionary events. UNC, 2021

Wordy: In the event that going out for the purpose of eating with them cannot be avoided, it is necessary that we first go to the ATM, in light of the fact that I am out of cash.

Concise: If we must go out to eat with them, we should first go to the ATM because I am out of cash. UNC, 2021

Wordy: If you do not have more than five years of experience, do not call for an interview if you have not already spoken to human resources.

Concise: Applicants with more than five years of experience can bypass human resources and call for an interview. UNC, 2021

Wordy: The 1780 constitution of Massachusetts was written by John Adams.

Concise: John Adams wrote the 1780 Massachusetts Constitution. UNC, 2021

Wordy: The letter was taken to the mailbox by Sally.

Concise: Sally took the letter to the mailbox. UNC, 2021

Wordy: The manager is deficient in interpersonal skills and invests minimal time in assisting the clerks to develop their expertise.

Concise: The manager lacks interpersonal skills and spends little time helping the clerks develop their skills. MON, 2020

Wordy: Coral reefs can be damaged by rapid and substantial climatic changes.

Concise: Rapid and substantial climatic changes can damage coral reefs. MON, 2020

Wordy: The current upsurge in stakeholder dissatisfaction with the outcomes of local government decision-making is at least partially a consequence of the predilection against long-term planning.

Concise: The current rise in stakeholder dissatisfaction with local government decisions is at least partly due to the lack of long-term planning. MON, 2020

Wordy: The next step will be to undertake a thorough analysis of the results.

Concise: The next step will be to thoroughly analyse the results. MON, 2020

Wordy: Regular reviews of online content should be scheduled.

Concise: Online content should be reviewed regularly. **OR** Companies should review online content regularly. MON, 2020

Wordy: One important factor to consider is the age at which language instruction begins.

Concise: One important consideration is the age at which language instruction begins. MON, 2020

Wordy: The novel is preoccupied with matters such as post-colonial society and its mores, race, madness, and family relationships.

Concise: The novel is preoccupied with post-colonial society and its mores, race, madness, and family relationships. MON, 2020

Wordy: In the event that dividends continue to fall, it will be necessary to reduce staff numbers.

Concise: If dividends continue to fall, it will be necessary to reduce staff numbers. MON, 2020

Wordy: The opinion of the working group was that the budget for the project had been set too low.

Concise: The working group's opinion was that the project budget had been set too low. MON, 2020

Wordy: There are two goals for the project; to estimate the future energy needs of the South Pacific and to make recommendations as to the most viable renewable energy production options suitable for the region.

Concise: The project goals are to estimate the future energy needs of the South Pacific and to recommend the most viable renewable energy production options for the region. MON, 2020

Wordy: Measurement of scanner performance can be achieved through examination of four criteria; resolution, bit-depth, dynamic range and software.

Concise: Scanner performance can be measured by examining four criteria: resolution, bit-depth, dynamic range and software. MON, 2020

Wordy: In high school, where I had the opportunity for three years of working with the student government, I realized how significantly a person's enthusiasm can be destroyed merely by the attitudes of his superiors.

Concise: In high school, during three years on the student council, I saw students' enthusiasm destroyed by insecure teachers and cynical administrators. George Mason University, 2021

Wordy: The poverty of Anne Moody was also a crucial factor in the formation of her character.

Concise: Anne Moody's poverty also helped form her character. George Mason University, 2021

Wordy: Frequently, a chapter in a book reveals to the reader the main point that the author desires to bring out during the course of the chapter.

Concise: A chapter's title often reveals its thesis. George Mason University, 2021

Wordy: In both Orwell's and Baldwin's essays, the feeling of white supremacy is very important.

Concise: Both Orwell and Baldwin trace the consequences of white supremacy. George Mason University, 2021

Wordy: The scene is taking place at night, in front of the capitol building.

Concise: The scene takes place at night, in front of the capitol building. George Mason University, 2021

Wordy: The friar is knowledgeable about Juliet being alive.

Concise: The friar knows that Juliet is alive. George Mason University, 2021

Wordy: There are two pine trees which are growing behind this house.

Concise: Two pine trees grow behind this house. George Mason University, 2021

Wordy: Any student could randomly sit anywhere.

Concise: Students could sit anywhere. George Mason University, 2021

Wordy: Housing for married students is not unworthy of consideration.

Concise: Housing for married students is worthy of consideration. George Mason University, 2021

Wordy: This is a quote from Black Elk's autobiography that discloses his prophetic powers.

Concise: This quote from Black Elk's autobiography discloses his prophetic powers. George Mason University, 2021

Wordy: It is frequently considered that Hamlet is Shakespeare's most puzzling play.

Concise: Hamlet is frequently considered Shakespeare's most puzzling play. George Mason University, 2021

Wordy: It has been argued by Stargill that there is no topic in education on which there is greater agreement and consensus among educators than on the need for parental involvement in classrooms (Stargill, 2009).

Concise: Educators agree on the need for parental involvement in classrooms (Stargill, 2009). WU, n.d.

Wordy: Scholars, researchers, and writers have recommended and promoted student assessment as a means by which to address the achievement gap.

Concise: Researchers have recommended student assessment to address the achievement gap. WU, n.d.

Wordy: There are 30 participants who volunteered for the study.

Concise: Thirty participants volunteered for the study. WU, n.d.

Wordy: I feel that the study is very significant to scholars in psychology.

Concise: The study is significant to psychology scholars. WU, *n.d.*

Wordy: We will be home in a period of ten days.

Concise: We will be home in ten days. University of Arizona Global Campus, *n.d.*

Wordy: It has come to my attention that there is a vast proliferation of undesirable vegetation surrounding the periphery of this facility.

Concise: I have noticed many weeds growing around the building. University of Arizona Global Campus, *n.d.*

Wordy: A decision to vote on the issue was made by the committee this week.

Concise: This week, the committee decided to vote on the issue. University of Arizona Global Campus, *n.d.*

Wordy: Jon will let me know in the event that he can get away and make the trip.

Concise: Jon will call me if he can go. University of Arizona Global Campus, *n.d.*

Wordy: There are four officers who report to the captain.

Concise: Four officers report to the captain. University of Arizona Global Campus, *n.d.*

Wordy: Luis was interested in the data processing field.

Concise: Luis was interested in data processing. University of Arizona Global Campus, *n.d.*

Wordy: I said that I was tired.

Concise: I said I was tired. University of Arizona Global Campus, *n.d.*

Wordy: I stepped off of the curb.

Concise: I stepped off the curb. University of Arizona Global Campus, *n.d.*

Wordy: I got up on the ladder.

Concise: I got on the ladder. University of Arizona Global Campus, *n.d.*

Wordy: Many people prefer Marvel Comics (to DC Comics), due to the fact that they explore more characters in their canon.

Concise: Many people prefer Marvel Comics (to DC Comics) because they explore more characters in their canon. University of Illinois Springfield, [n.d.](#)

Wordy: Marvel fans watch Agents of S.H.I.E.L.D. in order to expand their knowledge of the Marvel canon.

Concise: Marvel fans watch Agents of S.H.I.E.L.D. to expand their knowledge of the Marvel canon. University of Illinois Springfield, [n.d.](#)

Wordy: There are many examples why Marvel is the stronger comic.

Concise: Many examples support why Marvel is the stronger comic. University of Illinois Springfield, [n.d.](#)

Wordy: It is clear that DC has superior superheroes in its canon.

Concise: DC has superior superheroes in its canon. University of Illinois Springfield, [n.d.](#)

Wordy: I believe that Channing Tatum may not make the best Gambit in the upcoming movie.

Concise: Channing Tatum may not make the best Gambit in the upcoming movie. University of Illinois Springfield, [n.d.](#)

Wordy: My favorite superheroes are both Batman and Iron Man.

Concise: My favorite superheroes are Batman and Iron Man. University of Illinois Springfield, [n.d.](#)

Wordy: Man of Steel and Batman vs. Superman disappointed at the box office, and the reason why is because people are tired of origin stories.

Concise: Man of Steel and Batman vs. Superman disappointed at the box office because people are tired of origin stories. University of Illinois Springfield, [n.d.](#)

Wordy: She was in an elated state of mind.

Concise: She was elated. University of Illinois Springfield, [n.d.](#)

Wordy: They are connected together.

Concise: They are connected. University of Illinois Springfield, *n.d.*

Wordy: They have many traits in common to both.

Concise: They share many traits. University of Illinois Springfield, *n.d.*

Wordy: The houses are in close proximity.

Concise: The houses are nearby. University of Illinois Springfield, *n.d.*

Wordy: He has no emotional feelings.

Concise: He has no feelings. University of Illinois Springfield, *n.d.*

Wordy: Each and every person should come.

Concise: Everyone should come. University of Illinois Springfield, *n.d.*

Wordy: The Acme Corporation is developing a new consumer device that allows users to communicate vocally in real time.

Concise: The Acme Corporation is developing a new cell phone. Stanford University, *n.d.*

Wordy: Basically, the first widget pretty much surpassed the second one in overall performance.

Concise: The first widget performed better than the second. Stanford University, *n.d.*

Wordy: The engineer considered the second monitor an unneeded luxury.

Concise: The engineer considered the second monitor a luxury. Stanford University, *n.d.*

Wordy: The test revealed conduction activity that was peculiar in nature.

Concise: The test revealed peculiar conduction activity. Stanford University, *n.d.*

Wordy: We redid the experiment due to the fact that our initial method was incorrect.

Concise: We redid the experiment because our initial method was incorrect. Stanford University, *n.d.*

Wordy: Your audience will not appreciate the details that lack relevance.

Concise: Your audience will appreciate relevant details. Stanford University, *n.d.*

Wordy: The Acme Corporation continues to work on the cell phone case configuration revision project.

Concise: The Acme Corporation is developing a redesigned cell phone case. Stanford University, [n.d.](#)

Wordy: The design was completed by us.

Concise: We completed the design. Stanford University, [n.d.](#)

Wordy: Our lack of data prevented evaluation of the areas in most need of assistance.

Concise: Because we lacked data, we could not evaluate the areas that most needed assistance. Stanford University, [n.d.](#)

Wordy: The discovery of a method for the manufacture of artificial skin will have the result of an increase in the survival of patients with radical burns.

Concise: If researchers discover how to manufacture artificial skin, more patients will survive radical burns. Stanford University, [n.d.](#)

Wordy: The outcome is dependent on the data.

Concise: The outcome depends on the data. Stanford University, [n.d.](#)

Wordy: There is the possibility of approval of the study ahead of time.

Concise: Robin may approve of the study ahead of time. Stanford University, [n.d.](#)

Wordy: The lack of any knowledge on the part of the investigators about local conditions precluded determination of committee action effectiveness in fund allocation to those areas in greatest need of assistance.

Concise: Because the investigators did not know anything about local conditions, they could not determine how effectively the committee had allocated funds to the areas that most needed assistance. Stanford University, [n.d.](#)

Wordy: It was instructed by the professor that the assignments must be submitted by the due date.

Concise: The professor instructed that the assignment be submitted by the due date. URI, 2019

Wordy: It was earlier demonstrated that climate change can be caused by air pollution.

Concise: Early studies demonstrated that air pollution can cause climate change. URI, 2019

Wordy: An evaluation of the methods needs to be done.

Concise: The methods need to be evaluated. **OR** We need to evaluate the methods. URI, 2019

Wordy: It was the final result that finally persuaded me.

Concise: The final result finally persuaded me. URI, 2019

Wordy: There are likely to be many researchers that raise questions about this methodological approach.

Concise: Many researchers are likely to question this methodology. URI, 2019

Wordy: Research is increasing in the field of nutrition and food science.

Concise: Research is increasing in nutrition and food science. **OR** Research within nutrition and food science is increasing. URI, 2019

Wordy: The focus of this project was to study the effects of sea level rise on coastal habitats.

Concise: This project examined how sea level rise affects coastal habitats. URI, 2019

Wordy: The students were researching climate change impacts.

Concise: The students researched climate change impacts. URI, 2019

Wordy: These results are in agreement with prior findings.

Concise: These results agree with prior findings. University of BORÅS, n.d.

Wordy: We performed an analysis of several factors.

Concise: We analysed several factors. University of BORÅS, n.d.

Wordy: Our results are in opposition to Johnson's study.

Concise: Our results contradict Johnson's study. University of BORÅS, n.d.

Wordy: Our method is an improvement over prior systems.

Concise: Our method improves on prior systems. University of BORÅS, n.d.

Wordy: AjeA was found to be present in the nucleus.

Concise: AjeA localised to the nucleus. University of BORÅS, n.d.

Wordy: Table 1 presents a summary of the patient data.

Concise: Table 1 summarises the patient data. University of BORÅS, n.d.

Wordy: An analysis of learning outcomes was made on the basis of the findings.

Concise: Learning outcomes were analysed on the basis of the findings. University of BORÅS, n.d.

Wordy: There was considerable waste after production.

Concise: The production created considerable waste. University of BORÅS, n.d.

Wordy: They made the decision to adjust.

Concise: They decided to adjust. University of BORÅS, n.d.

Wordy: The reduction in the census was caused by the lack of a favourable response by officials.

Concise: The lack of a favourable official response reduced the census. University of BORÅS, n.d.

Wordy: The cornerstone to the government providing essential emergency services to its citizens is ensuring there has been effective planning to anticipate a variety of challenges to deliver these critical services.

Concise: To provide essential emergency services to its citizens, the government must plan effectively. G. W. C. Naval Postgraduate School, 2021

Wordy: The most authoritative account of the Great Umbrella Tariffs of 1810-13 was written by Philippa von Phrasewitz in the years immediately following those storied events.

Concise: Philippa von Phrasewitz wrote the most authoritative account of the Great Umbrella Tariffs of 1810-13 in the years immediately following those storied events. G. W. C. Naval Postgraduate School, 2021

Wordy: The survey was designed by the research assistant.

Concise: The research assistant designed the survey. University of Leeds, 2017

Wordy: First and foremost, the pieces must be aligned in an accurate manner.

Concise: First, the pieces must be aligned accurately. Texas A&M University, n.d.

Wordy: Whatever results are found during the trials, and they may or may not be favorable, we will stand behind the science.

Concise: Whatever results are found during the trials, we will stand behind the science. Texas A&M University, n.d.

Wordy: We must make, if we want to be respected, sound choices.

Concise: If we want to be respected, we must make sound choices. **OR** We must make sound choices if we want to be respected. Texas A&M University, n.d.

Wordy: There are several syntactic devices that let you manage where you locate units of new information in a sentence.

Concise: Several syntactic devices let you manage where you locate units of new information in a sentence. Texas A&M University, n.d.

Wordy: The use of this method would eliminate the problem.

Concise: This method would eliminate the problem. Texas A&M University, n.d.

Wordy: Scientists have learned that their observations are as subjective as those in any other field in recent years.

Concise: In recent years, scientists have learned that their observations are as subjective as those in any other field. Texas A&M University, [n.d.](#)

Wordy: The group of science students sat their exams.

Concise: The science students sat their exams. UNZ, [n.d.](#)

Wordy: Smith (2006) also believed this to be true, but took into consideration the fact that some managers also preferred to have long meetings that took all day.

Concise: Smith(2006) agreed, but considered the fact that some managers preferred to have longer, all-day meetings. UNZ, [n.d.](#)

Wordy: The farmer sheared the sheep and removed all their wool.

Concise: The farmer sheared the sheep. UNZ, [n.d.](#)

Wordy: There are several of the soldiers, each with their guns and ammunition, who gathered at the gates of the camp before dawn.

Concise: Several of the soldiers, each with their own guns and ammunition, gathered at the camp gates before dawn. UNZ, [n.d.](#)

Wordy: As far as my professor is concerned, the problem of wordiness is the thing she'd really like to see us involved with actually eliminating.

Concise: My professor wants us to focus on eliminating wordiness. UALR, [n.d.](#)

Wordy: There are many women who never marry.

Concise: Many women never marry. UALR, [n.d.](#)

Wordy: It is his last book that shows his genius best.

Concise: His last book shows his genius best. UALR, [n.d.](#)

Wordy: Many uneducated citizens who have never attended school continue to vote for better schools.

Concise: Many uneducated citizens who have never attended school continue to vote for better schools. Commnet, [n.d.](#)

Wordy: All things considered, Connecticut's woodlands are in better shape now than ever before.

Concise: Connecticut's woodlands are in better shape now than ever before. Commnet, [n.d.](#)

Wordy: As a matter of fact, there are more woodlands in Connecticut now than there were in 1898.

Concise: There are more woodlands in Connecticut now than there were in 1898. Commnet, [n.d.](#)

Wordy: As far as I'm concerned, there is no need for further protection of woodlands.

Concise: Further protection of woodlands is not needed. Commnet, [n.d.](#)

Wordy: This is because there are fewer farmers at the present time.

Concise: This is because there are fewer farmers now. Commnet, [n.d.](#)

Wordy: Woodlands have grown in area because of the fact that farmers have abandoned their fields.

Concise: Woodlands have grown in area because farmers have abandoned their fields. Commnet, [n.d.](#)

Wordy: Major forest areas are coming back by means of natural processes.

Concise: Major forest areas are coming back naturally. Commnet, [n.d.](#)

Wordy: Our woodlands are coming back by virtue of the fact that our economy has shifted its emphasis.

Concise: Our woodlands are coming back because our economy has shifted its emphasis. Commnet, [n.d.](#)

Wordy: Due to the fact that their habitats are being restored, forest creatures are also re-establishing their population bases.

Concise: Because their habitats are being restored, forest creatures are also re-establishing their population bases. Commnet, [n.d.](#)

Wordy: The fear that exists among many people that we are losing our woodlands is uncalled for.

Concise: The fear among many people that we are losing our woodlands is uncalled for. Commnet, n.d.

Wordy: The era in which we must aggressively defend our woodlands has, for all intents and purposes, passed.

Concise: The era in which we must aggressively defend our woodlands has passed. Commnet, n.d.

Wordy: For the most part, people's suspicions are based on a misunderstanding of the facts.

Concise: People's suspicions are based on a misunderstanding of the facts. Commnet, n.d.

Wordy: Many woodlands, in fact, have been purchased for the purpose of creating public parks.

Concise: Many woodlands, in fact, have been purchased as public parks. Commnet, n.d.

Wordy: This policy has a tendency to isolate some communities.

Concise: This policy tends to isolate some communities. Commnet, n.d.

Wordy: The policy has, in a manner of speaking, begun to Balkanize the more rural parts of our state.

Concise: The policy has begun to Balkanize the more rural parts of our state. Commnet, n.d.

Wordy: In a very real sense, this policy works to the detriment of those it is supposed to help.

Concise: This policy works to the detriment of those it is supposed to help. Commnet, n.d.

Wordy: In my opinion, this wasteful policy ought to be revoked.

Concise: This wasteful policy ought to be revoked. Commnet, n.d.

Wordy: In the case of this particular policy, citizens of northeast Connecticut became very upset.

Concise: Citizens of northeast Connecticut became very upset about his policy. Commnet, n.d.

Wordy: In the final analysis, the state would have been better off without such a policy.

Concise: The state would have been better off without such a policy. Commnet, n.d.

Wordy: In the event that enough people protest, it will probably be revoked.

Concise: If enough people protest, it will probably be revoked. Commnet, n.d.

Wordy: Something in the nature of a repeal may soon take place.

Concise: Something like a repeal may soon take place. Commnet, n.d.

Wordy: Legislators are already in the process of reviewing the statutes.

Concise: Legislators are already reviewing the statutes. Commnet, n.d.

Wordy: It seems that they can't wait to get rid of this one.

Concise: They can't wait to get rid of this one. Commnet, n.d.

Wordy: They have monitored the activities of conservationists in a cautious manner.

Concise: They have cautiously monitored the activities of conservationists. Commnet, n.d.

Wordy: The point I am trying to make is that sometimes public policy doesn't accomplish what it set out to achieve.

Concise: Sometimes public policy doesn't accomplish what it set out to achieve. Commnet, n.d.

Wordy: Legislators need to be more careful of the type of policy they propose.

Concise: Legislators need to be more careful of the policy they propose. Commnet, n.d.

Wordy: What I mean to say is that well intentioned lawmakers sometimes make fools of themselves.

Concise: Well intentioned lawmakers sometimes make fools of themselves. Commnet, n.d.

Wordy: Smith College, which was founded in 1871, is the premier all-women's college in the United States.

Concise: Founded in 1871, Smith College is the premier all-women's college in the United States. Commnet, [n.d.](#)

Wordy: Citizens who knew what was going on voted him out of office.

Concise: Knowledgeable citizens voted him out of office. Commnet, [n.d.](#)

Wordy: Recommending that a student copy from another student's paper is not something he would recommend.

Concise: He would never tell a student to copy from another student's paper. Commnet, [n.d.](#)

Wordy: Unencumbered by a sense of responsibility, Jasion left his wife with forty-nine kids and a can of beans.

Concise: Jasion irresponsibly left his wife with forty-nine kids and a can of beans. Commnet, [n.d.](#)

Wordy: At this point in time we can't ascertain the reason as to why the screen door was left open.

Concise: We don't know why the screen door was left open. Commnet, [n.d.](#)

Wordy: My sister, who is employed as a nutritionist at the University of Michigan, recommends the daily intake of megadoses of Vitamin C.

Concise: My sister, a nutritionist at the University of Michigan, recommends daily megadoses of Vitamin C. Commnet, [n.d.](#)

Wordy: Basically, in light of the fact that Congressman Fuenches was totally exhausted by his last campaign, there was an expectation on the part of the voters that he would not reduplicate his effort to achieve office in government again.

Concise: Because Congressman Fuenches was exhausted by his last campaign, voters expected he would not seek re-election. **OR** Voters thought that Congressman Fuenches was so exhausted by his last campaign that he wouldn't seek re-election. Commnet, [n.d.](#)

Wordy: It is to be hoped that we discover a means to create an absolutely proper and fitting tribute to Professor Espinoza.

Concise: We hope for an appropriate tribute to Professor Espinoza. Commnet, [n.d.](#)

Wordy: There is a desire on the part of many of us to maintain a spring recess for the purpose of getting away from the demands of our studies.

Concise: We want a spring recess so we can get away from our studies. **OR** We want a spring recess to escape our studies. Commnet, [n.d.](#)

Wordy: What is your basic understanding of predestination?

Concise: Explain predestination. Commnet, [n.d.](#)

Wordy: At what point in time will a downturn in the stock market have a really serious effect on the social life of people as a whole?

Concise: When will a downturn in the stock market affect society? Commnet, [n.d.](#)

Wordy: I would call your attention to the fact that our President, who was formerly the Governor of Arkansas, is basically a Southerner.

Concise: Our President, formerly the Governor of Arkansas, is a Southerner. Commnet, [n.d.](#)

Wordy: There are millions of fans who desperately want the Hartford Whalers to stay in the city.

Concise: Millions of fans desperately want the Hartford Whalers to stay in the city. Commnet, [n.d.](#)

Wordy: Bothered by allergies, a condition that made them sneeze, some of the preschool children had sinus troubles that caused them to miss several days in nursery school this spring.

Concise: Bothered by allergies, some children missed several days in nursery school this spring. Commnet, [n.d.](#)

Wordy: The nursery school teacher education training sessions involve active interfacing with preschool children of the appropriate age as well as intensive peer interaction in the form of

role playing.

Concise: Training for nursery school teachers involves interacting with preschoolers and role playing with peers. Commnet, *n.d.*

Wordy: He found his neighbor who lived next door to be attractive in appearance.

Concise: He found his neighbor attractive. Commnet, *n.d.*

Wordy: He was really late to his English class due to the fact that he had to finish his math test.

Concise: He was late for English because he had to finish his math test. Commnet, *n.d.*

Wordy: Although they were several in number, the street gang feared the police.

Concise: Although they were a large group, the street gang feared the police. Commnet, *n.d.*

Wordy: Bob provided an explanation of the computer to his grandmother.

Concise: Bob explained the computer to his grandmother. Commnet, *n.d.*

Wordy: During the time when I lived in South Carolina, it was my intention to go to college in Florida.

Concise: When I lived in South Carolina, I planned to attend college in Florida. Commnet, *n.d.*

Wordy: In order to prove that he could hold his own on the track team, Gordo had to train hard like the old runners.

Concise: To prove that he could hold his own on the track team, Gordo had to train hard like the older runners. Commnet, *n.d.*

Wordy: If you go to the store, you will see that the store is closed on Sundays because the storeowner likes to go to church.

Concise: If you go to the store, you will see that it is closed on Sunday because the owner likes to go to church. **OR** The store is closed on Sundays because the owner attends church. Commnet, *n.d.*

Wordy: Due to the fact that Jim liked chocolate, he was very upset when the candy company canceled production of his favorite chocolate bar.

Concise: Because Jim liked chocolate, he was very upset when the candy company canceled his favorite chocolate bar. **OR** Jim was upset when the candy company canceled production of his favorite chocolate bar. Commnet, *n.d.*

Wordy: One time when I went to the park, my friend, whose name is Jake, went with me and we had fun due to the fact that it was a nice day out.

Concise: When I went to the park with my friend Jake, we had fun because it was such a nice day. Commnet, *n.d.*

Wordy: In this report I will conduct a study of ants and the setup of their colonies.

Concise: I will study ants and their colonies in this report. **OR** This report studies ants. Commnet, *n.d.*

Wordy: An investigation of the symbolic overtones in Melville's "Billy Budd, Sailor" reveals the opposing personas of Billy Budd's naivete and Claggart's vituperative demeanor.

Concise: The powerful symbols in Melville's "Billy Budd, Sailor" develop Budd's innocence in contrast to the corrupt Claggart. Commnet, *n.d.*

Wordy: In hopes of rejuvenating their romantic liaison, the couple went on a pilgrimage to become one with nature.

Concise: In hopes of rekindling their romance, the couple went camping. Commnet, *n.d.*

Wordy: A mathematical mindset best suits the making of decisions that profoundly affect this company's future business relations.

Concise: Executive decisions require precise calculations. Commnet, *n.d.*

Wordy: Joe found that the fictional novel by Alcott, Little Women, conveyed a sense of emotion and feeling.

Concise: Joe found Alcott's book, Little Women, both delightful and tragic. Commnet, *n.d.*

Wordy: The existence of computers and computer technology has greatly influenced commercial enterprise and information exchange.

Concise: Computers have improved business communication. Commnet, n.d.

Wordy: Attentive focusing on the professor's informational lecture was not always completely possible.

Concise: Focusing on professor's boring lectures was a problem for most students. Commnet, n.d.

Wordy: After extensive nightly labors on an academic assignment, Sally needed a lengthy period of somnolence.

Concise: After staying up all night finishing a paper, Sally needed a long nap. Commnet, n.d.

Wordy: My first visit to Boston will always be remembered by me.

Concise: I shall always remember my first visit to Boston. Strunk, 1918

Wordy: There were a great number of dead leaves lying on the ground.

Concise: Dead leaves covered the ground. Strunk, 1918

Wordy: The sound of the falls could still be heard.

Concise: The sound of the falls still reached our ears. Strunk, 1918

Wordy: The reason that he left college was that his health became impaired.

Concise: Failing health compelled him to leave college. Strunk, 1918

Wordy: It was not long before he was very sorry that he had said what he had.

Concise: He soon repented his words. Strunk, 1918

Wordy: Gold was not allowed to be exported.

Concise: It was forbidden to export gold. Strunk, 1918

Wordy: He has been proved to have been seen entering the building.

Concise: It has been proved that he was seen to enter the building. Strunk, 1918

Wordy: A survey of this region was made in 1900.

Concise: This region was surveyed in 1900. Strunk, 1918

Wordy: Mobilization of the army was rapidly carried out.

Concise: The army was rapidly mobilized. Strunk, 1918

Wordy: Confirmation of these reports cannot be obtained.

Concise: These reports cannot be confirmed. Strunk, 1918

Wordy: He was not very often on time.

Concise: He usually came late. Strunk, 1918

Wordy: He did not think that studying Latin was much use.

Concise: He thought the study of Latin useless. Strunk, 1918

Wordy: Formerly, science was taught by the textbook method, while now the laboratory method is employed.

Concise: Formerly, science was taught by the textbook method; now it is taught by the laboratory method. Strunk, 1918

Wordy: It was both a long ceremony and very tedious.

Concise: The ceremony was both long and tedious. Strunk, 1918

Wordy: Wordsworth, in the fifth book of *The Excursion*, gives a minute description of this church.

Concise: In the fifth book of *The Excursion*, Wordsworth gives a minute description of this church. Strunk, 1918

Wordy: Cast iron, when treated in a Bessemer converter, is changed into steel.

Concise: By treatment in a Bessemer converter, cast iron is changed into steel. Strunk, 1918

Wordy: There was a look in his eye that boded mischief.

Concise: In his eye was a look that boded mischief. Strunk, 1918

Wordy: He wrote three articles about his adventures in Spain, which were published in Harper's Magazine.

Concise: He published in Harper's Magazine three articles about his adventures in Spain. Strunk, 1918

Wordy: I received your inquiry that you wrote about tennis rackets yesterday, and read it thoroughly.

Concise: I received your inquiry about tennis rackets yesterday. PU, n.d.

Wordy: It goes without saying that we are acquainted with your policy on filing tax returns, and we have every intention of complying with the regulations that you have mentioned.

Concise: We intend to comply with the tax-return regulations that you have mentioned. PU, n.d.

Wordy: Imagine a mental picture of someone engaged in the intellectual activity of trying to learn what the rules are for how to play the game of chess.

Concise: Imagine someone trying to learn the rules of chess. PU, n.d.

Wordy: Baseball, one of our oldest and most popular outdoor summer sports in terms of total attendance at ball parks and viewing on television, has the kind of rhythm of play on the field that alternates between times when players passively wait with no action taking place between the pitches to the batter and then times when they explode into action as the batter hits a pitched ball to one of the players and the player fields it.

Concise: Baseball has a rhythm that alternates between waiting and explosive action. PU, n.d.

Wordy: Any particular type of dessert is fine with me.

Concise: Any dessert is fine with me. PU, n.d.

Wordy: Balancing the budget by Friday is an impossibility without some kind of extra help.

Concise: Balancing the budget by Friday is impossible without extra help. PU, n.d.

Wordy: For all intents and purposes, American industrial productivity generally depends on certain factors that are really more psychological in kind than of any given technological aspect.

Concise: American industrial productivity depends more on psychological than on technological factors. PU, n.d.

Wordy: The supply manager considered the correcting typewriter an unneeded luxury.

Concise: The supply manager considered the correcting typewriter a luxury. PU, n.d.

Wordy: Before the travel agent was completely able to finish explaining the various differences among all of the many very unique vacation packages his travel agency was offering, the customer changed her future plans.

Concise: Before the travel agent finished explaining the differences among the unique vacation packages his travel agency was offering, the customer changed her plans. PU, n.d.

Wordy: During that time period, many car buyers preferred cars that were pink in color and shiny in appearance.

Concise: During that period, many car buyers preferred pink, shiny cars. PU, n.d.

Wordy: The microscope revealed a group of organisms that were round in shape and peculiar in nature.

Concise: The microscope revealed a group of peculiar, round organisms. PU, n.d.

Wordy: Jeff Converse, our chief of consulting, suggested at our last board meeting the installation of microfilm equipment in the department of data processing.

Concise: At our last board meeting, Chief Consultant Jeff Converse suggested that we install microfilm equipment in the data processing department. PU, n.d.

Wordy: We read the letter we received yesterday and reviewed it thoroughly.

Concise: We thoroughly read the letter we received yesterday. PU, n.d.

Wordy: As you carefully read what you have written to improve your wording and catch small errors of spelling, punctuation, and so on, the thing to do before you do anything else is to try to see where a series of words expressing action could replace the ideas found in nouns rather than verbs.

Concise: As you edit, first find nominalizations that you can replace with verb phrases. PU, n.d.

Wordy: An account was opened by Mrs. Simms.

Concise: Mrs. Simms opened an account. PU, n.d.

Wordy: Your figures were checked by the research department.

Concise: The research department checked your figures. PU, n.d.

Wordy: It is the governor who signs or vetoes bills.

Concise: The governor signs or vetoes bills. PU, n.d.

Wordy: There are four rules that should be observed.

Concise: Four rules should be observed. PU, n.d.

Wordy: There was a big explosion, which shook the windows, and people ran into the street.

Concise: A big explosion shook the windows, and people ran into the street. PU, n.d.

Wordy: The function of this department is the collection of accounts.

Concise: This department collects accounts. PU, n.d.

Wordy: The current focus of the medical profession is disease prevention.

Concise: The medical profession currently focuses on disease prevention. PU, n.d.

Wordy: The duty of a clerk is to check all incoming mail and to record it.

Concise: A clerk checks and records all incoming mail. PU, n.d.

Wordy: A shortage of tellers at our branch office on Friday and Saturday during rush hours has caused customers to become dissatisfied with service.

Concise: A teller shortage at our branch office on Friday and Saturday during rush hours has caused customer dissatisfaction. PU, n.d.

Wordy: It is possible that nothing will come of these preparations.

Concise: Nothing may come of these preparations. PU, n.d.

Wordy: She has the ability to influence the outcome.

Concise: She can influence the outcome. PU, n.d.

Wordy: It is necessary that we take a stand on this pressing issue.

Concise: We must take a stand on this pressing issue. PU, n.d.

Wordy: The point I wish to make is that the employees working at this company are in need of a much better manager of their money.

Concise: Employees at this company need a better money manager. PU, n.d.

Wordy: It is widely known that the engineers at Sandia Labs have become active participants in the Search and Rescue operations in most years.

Concise: In recent years, engineers at Sandia Labs have participated in the Search and Rescue operations. PU, n.d.

Wordy: After reviewing the results of your previous research, and in light of the relevant information found within the context of the study, there is ample evidence for making important, significant changes to our operating procedures.

Concise: After reviewing the results of your research, and within the context of the study, we find evidence supporting significant changes in our operating procedures. PU, n.d.

Wordy: The experiment was conducted at 1330 GMT and was conducted with an increased basal rate with a double bolus.

Concise: The experiment was conducted at 1330 GMT using an increased basal rate and a double bolus. PU, n.d.

Wordy: The baseball game was attended by Morgan Latour.

Concise: Morgan Latour attended the baseball game. PU, *n.d.*

Wordy: In the following experiment, we used the feline cell line, W9, to evaluate cell growth in the presence of the growth factor.

Concise: The feline cell line W9 was used to evaluate cell growth in the presence of growth factor. PU, *n.d.*

Wordy: During the procedure, we cultured the cells for 48 hours in media that we modified with 78, 80, 90, and 110 ng/mL BMP.

Concise: Cells were cultured for 48 hours in media modified with 78, 80, 90, and 110 ng/mL BMP. PU, *n.d.*

Wordy: At 48 hours, we harvested cells from the cell culture dish and counted; we used a hemocytometer.

Concise: At 48 hours, cells were harvested from the culture dish and counted using hemocytometer. PU, *n.d.*

Wordy: Usner's work is an attempt at revision of orthodox historiography.

Concise: Usner attempts to revise orthodox historiography. Hamilton College, *n.d.*

Wordy: An example of thorough analysis is when Tierney cites Wiseman's extensive data.

Concise: Tierney's citing of Wiseman's extensive data exemplifies thorough analysis. Hamilton College, *n.d.*

Wordy: The process of modernization in any society is seen as a positive change.

Concise: Most people see modernization in a society as a positive change. Hamilton College, *n.d.*

Wordy: Donner's misuse of information is exposed by the facts.

Concise: The facts expose Donner's misuse of information. Hamilton College, *n.d.*

Wordy: Successful globalization depends on factors that involve culture more than economics.

Concise: Successful globalization depends more on culture than economics. Hamilton College, *n.d.*

Wordy: Tom Jones is a novel that comically portrays English society in the eighteenth century.

Concise: The novel Tom Jones comically portrays eighteenth century English society. Hamilton College, *n.d.*

Wordy: There are indications of Privo's misunderstanding of natural selection in her argument.

Concise: Privo's argument demonstrates her misunderstanding of natural selection. Hamilton College, *n.d.*

Wordy: Modern society is in need of a recalibration of its moral values.

Concise: Modern society needs to recalibrate its moral values. Hamilton College, *n.d.*

Wordy: Attempts by economists at defining full employment have been met with failure.

Concise: Economists' attempts at defining full employment have failed. Hamilton College, *n.d.*

Wordy: One of the most important indications of the sensorimotor period is the development of object permanence.

Concise: The development of object permanence is a key indicator of the sensorimotor period. Hamilton College, *n.d.*

Wordy: Bill is kicked by Jim.

Concise: Jim kicks Bill. Loyola University New Orleans, *n.d.*

Wordy: Bill screamed loudly as he was being kicked very forcefully by Jim.

Concise: Bill screamed as Jim kicked him forcefully. Loyola University New Orleans, *n.d.*

Wordy: This manual of instructions was prepared by our company to aid and assist our dealers in being helpful to their customers.

Concise: Our company prepared this instruction manual to help our dealers serve their customers. Loyola University New Orleans, *n.d.*

Wordy: As a result of an infraction of a minor nature, Jonathan was kicked in the shin by Matthew, which caused Jonathan pain of a medium degree.

Concise: After Jonathan committed a minor infraction, Mathew kicked Jonathan in the shin, causing Jonathan pain. Rowan College of South Jersey, *n.d.*

Wordy: The author's intention of the article is to argue for the elimination of the passivity of the learner in college through using recent studies that show the value of collaborative learning in the classroom environment.

Concise: The author cites recent research and argues for collaboration as a way to eliminate passivity and stimulate classroom active learning. Antioch University, *n.d.*

Wordy: The new interpretations on canine aggressive behavior researched by Cesar Milano are actually conceived by using a method that originally was used by Skinner and the early scholars in behaviorism.

Concise: Cesar Millan uses Behaviorism in researching canine aggression. Antioch University, *n.d.*

Wordy: In this paragraph is a demonstration of the use of good style in the writing of a report.

Concise: This paragraph demonstrates good style in report writing. McDaniel College, *n.d.*

Wordy: The point that I wish to make is that the employees working at this company are in need of a much better manager of their money.

Concise: This company's employees need a much better money manager. McDaniel College, *n.d.*

Wordy: If the two materials have drastically different coefficients of expansion, the difference in the rates of expansion will cause stress on the coupling and will cause the point where the two materials are joined to become weak and less secure.

Concise: Joining two materials with significantly different coefficients of expansion can cause stress in the coupling due to the different rates of expansion, weakening the joint. The University of Iowa, [n.d.](#)

Wordy: Before we ran any of the tests, we measured the cross-sectional width and thickness of the sample as well as the initial length of the sample.

Concise: The initial length, thickness, and cross-sectional width of the sample were measured before running the tests. The University of Iowa, [n.d.](#)

Wordy: I think that all I can usefully say on this point is that in the normal course of their professional activities social anthropologists are usually concerned with the third of these alternatives, while the other two levels are treated as raw data for analysis.

Concise: Social anthropologists usually concentrate on the third alternative, treating the other two as raw data. University of Central Florida, [n.d.](#)

Wordy: The best teachers help each student become a better student both academically and emotionally.

Concise: The best teachers help each student grow both academically and emotionally. College of Saint Benedict & Saint John's University, [n.d.](#)

Wordy: It is imperative that all night managers follow strict procedures when locking the safe.

Concise: All night managers must follow strict procedures when locking the safe. College of Saint Benedict & Saint John's University, [n.d.](#)

Wordy: The migration away from Java to Singapore by the British Royal Navy, which was a westward shifting of their base of power in Southeast Asia, was also the dominant factor in ensuring the Dutch were able to control Indonesia for decades.

Concise: The British Royal Navy migrated from Java to Singapore, shifting their Southeast Asian power base westward and ensuring the Dutch controlled Indonesia for decades. Carnegie Mellon University, [n.d.](#)

Wordy: There are problems with the lease.

Concise: The lease has problems. Butte College, *n.d.*

Wordy: There are several good reasons to delay making this decision.

Concise: We should delay making this decision for several reasons. Butte College, *n.d.*

Wordy: There is a natural desire among adolescents to experience freedom from authority.

Concise: Adolescents naturally crave freedom from authority. Butte College, *n.d.*

Wordy: There is a requirement that all students have an evaluation of their transcripts for placement purposes or to meet a prerequisite.

Concise: The college requires that the admissions office evaluate all student transcripts for placement and prerequisites. Butte College, *n.d.*

Wordy: That sofa is large in size.

Concise: That sofa is large. University of Arkansas, *n.d.*

Wordy: Compulsory attendance at social events is required.

Concise: Attendance at social events is required. University of Arkansas, *n.d.*

Wordy: The housing situation can have a big impact on the social aspect of a student's life.

Concise: Housing can influence a student's life. University of Arkansas, *n.d.*

Wordy: I think that there are too many issues with this computer.

Concise: There are too many issues with this computer. University of Arkansas, *n.d.*

Wordy: The point that I wish to make is that Google is a very effective and innovative company.

Concise: Google is an effective and innovative company. University of Arkansas, *n.d.*

Wordy: The fact of the matter is that culture is a complicated term to define.

Concise: Culture is a complicated term to define. University of Arkansas, *n.d.*

Wordy: There is general agreement among climate scientists as to the elevation of global temperatures as a result of carbon dioxide in the atmosphere.

Concise: Most climate scientists agree that carbon dioxide in the atmosphere is elevating global temperatures. Ding, 2021

Wordy: Engineers cannot avoid utilising complex and difficult technical terms in order to clearly analyse requirements and describe them in a precise and meaningful way.

Concise: Engineers must use technical terms when writing clear requirements specifications. Ding, 2021

Wordy: Attempts by researchers at identification of the AIDS virus have met with success; however, attempts at development of a vaccine for the immunisation of those at risk have failed.

Concise: AIDS researchers have identified the AIDS virus but have failed to develop a vaccine that will immunise those at risk. Ding, 2021

Wordy: Any departures by the members from established procedures may cause termination of membership by the Board.

Concise: If members depart from established procedures, their membership may be terminated by the Board. Ding, 2021

Wordy: Employability actually depends on certain factors that basically involve generic skills, such as ability to communicate, as much as any particular technical disciplinary knowledge.

Concise: Employability depends on generic skills, such as ability to communicate, as much as disciplinary knowledge. Ding, 2021

Wordy: Going forward, it is recommended that such kinds of issues be considered in the future planning process.

Concise: It is recommended that such issues be considered in the planning process. Ding, 2021

Wordy: It is interesting to note that the fascinating creature called the common poorwill is actually known to hibernate in the wintertime, going into a deep sleep during the coldest months

of the year.

Concise: Common poorwills hibernate in the winter. Middlebury, *n.d.*

Wordy: Both of the two samples had very similar concentrations.

Concise: The two samples had similar concentrations. Middlebury, *n.d.*

Wordy: The results suggest that it may be possible to start to show how lasers may be used in such a way.

Concise: The results suggest how lasers may be used in this way. Middlebury, *n.d.*

Wordy: An experiment helps elucidate the transition of charge carriers from polaronic metal states to insulating ordered states.

Concise: Charge carriers can transition from polaronic metal states to insulating ordered states. Middlebury, *n.d.*

Wordy: Unfortunately, inferred mass changes using the gravity field solutions obtained by the groups we previously mentioned do not agree to a level that is considered truly acceptable.

Concise: Inferred mass changes using the gravity field solutions obtained by aforementioned groups do not agree to an acceptable level. Middlebury, *n.d.*

Wordy: At some point in the future, the incredible field of research known as molecular dynamics simulations could be used in this way for use with plant DNA and nanoparticles to potentially provide an insight into changes observed here in plant health and output.

Concise: Molecular dynamics simulations of plant DNA and nanoparticles could provide an insight into changes observed in plant health and output. Middlebury, *n.d.*

Wordy: It is interesting to note that our results show that the topological states are remarkably robust and that their dispersion has the capacity to be tuned in the range that we explored here ($m=0-3$; $n=1$) as well as in bulk Sb.

Concise: Our results show that the topological states are remarkably robust and that their dispersion can be tuned in the explored range ($m=0-3$; $n=1$) and in bulk Sb. Middlebury, *n.d.*

Wordy: Experiments performed using reverse transcriptase-polymerase chain reaction obviously demonstrated that the hTRT mRNA originated from the cDNA that had been transfected and not the endogenous gene.

Concise: Reverse transcriptase-polymerase chain reaction experiments demonstrated that the hTRT mRNA originated from the transfected cDNA and not the endogenous gene. Middlebury, n.d.

Wordy: The stepmother's house was cleaned by Cinderella.

Concise: Cinderella cleaned the stepmother's house. Berkeley, n.d.

Wordy: The stepsisters were jealous and envious.

Concise: The stepsisters were jealous. **OR** The stepsisters were envious. Berkeley, n.d.

Wordy: The mystery lady was one who every eligible man at the ball admired.

Concise: Every eligible man at the ball admired the mystery lady. Berkeley, n.d.

Wordy: The research of Yuan et al. (2007) on sustainable architecture in Singapore is considered to be the cream of the crop.

Concise: The research of Yuan et al. (2007) on sustainable architecture in Singapore is considered to be the best. National University of Singapore, n.d.

Wordy: The veteran researcher has churned out many articles in recent years.

Concise: The veteran researcher has produced many articles in recent years. National University of Singapore, n.d.

Wordy: The team that was hurriedly put together has not been productive because the members do not share common objectives.

Concise: The team that was hurriedly assembled has not been productive because the members do not share common objectives. National University of Singapore, n.d.

Wordy: In his attempt to establish absolute control, the dictator sought to wipe out all who were opposed to his rule.

Concise: In his attempt to establish absolute control, the dictator sought to eliminate all who were opposed to his rule. National University of Singapore, *n.d.*

Wordy: The auditors' report suggests that the treasurer had tried to cover up the financial irregularities.

Concise: The auditors' report suggests that the treasurer had tried to hide the financial irregularities. National University of Singapore, *n.d.*

Wordy: We must be prepared for discomfort in various sectors if we want to bring about change in the system.

Concise: We must be prepared for discomfort in various sectors if we want to effect change in the system. National University of Singapore, *n.d.*

Wordy: In the following, I will argue that there is a need for alternative punishments.

Concise: The following will argue that there is a need for alternative punishments. Kuleuven and Sciences, *n.d.*

Wordy: I think the potential mismatch is particularly important.

Concise: The potential mismatch is particularly important. Kuleuven and Sciences, *n.d.*

Wordy: I find it surprising that these reasons were completely neglected.

Concise: Surprisingly, these reasons were completely neglected. Kuleuven and Sciences, *n.d.*

Wordy: This is the basic background on which he bases his thinking on popular music.

Concise: He based his thinking on popular music on the aforementioned theories. Kuleuven and Sciences, *n.d.*

Wordy: It is believed by the candidate that a ceiling must be placed on the budget by Congress.

Concise: The candidate believes that Congress must place a ceiling on the budget. Wisconsin, *n.d.*

Wordy: The man was bitten by the dog.

Concise: The dog bit the man. Wisconsin, n.d.

Wordy: The establishment of a different approach on the part of the committee has become a necessity.

Concise: The committee has to approach it differently. Wisconsin, n.d.

Wordy: An evaluation of the procedures needs to be done.

Concise: We need to evaluate the procedures. Wisconsin, n.d.

Wordy: The procedures need to be evaluated.

Concise: We need to evaluate the procedures. Wisconsin, n.d.

Wordy: The stability and quality of our financial performance will be developed through the profitable execution of our existing business, as well as the acquisition or development of new businesses.

Concise: We will improve our financial performance not only by executing our existing business more profitably but by acquiring or developing new businesses. Wisconsin, n.d.

Wordy: In a situation in which a class is overenrolled, you may request that the instructor force-add you.

Concise: When a class is overenrolled, you may ask the instructor to force-add you. Wisconsin, n.d.

Wordy: I will now make a few observations concerning the matter of contingency funds.

Concise: I will now make a few observations about contingency funds. Wisconsin, n.d.

Wordy: The obvious effect of such a range of reference is to assure the audience of the author's range of learning and intellect.

Concise: The wide-ranging references in this talk assure the audience that the author is intelligent and well-read. Wisconsin, n.d.

Wordy: It is a matter of the gravest possible importance to the health of anyone with a history of a problem with disease of the heart that he or she should avoid the sort of foods with a high percentage of saturated fats.

Concise: Anyone with a history of heart disease should avoid saturated fats. Wisconsin, n.d.

Wordy: It was her last argument that finally persuaded me.

Concise: Her last argument finally persuaded me. Wisconsin, n.d.

Wordy: There are likely to be many researchers raising questions about this methodological approach.

Concise: Many researchers are likely to raise questions about this methodological approach. Wisconsin, n.d.

Wordy: It is inevitable that oil prices will rise.

Concise: Oil prices will inevitably rise. Wisconsin, n.d.

Wordy: Consumer demand is rising in the area of services.

Concise: Consumers are demanding more services. Wisconsin, n.d.

Wordy: Strong reading skills are an important factor in students' success in college.

Concise: Students' success in college depends on their reading skills. Wisconsin, n.d.

Wordy: MHS has a hospital employee relations improvement program.

Concise: MHS has a program to improve relations among employees. Wisconsin, n.d.

Wordy: The magazines that are on the table belong to me.

Concise: The magazines on the table belong to me. GMU, 2021

Wordy: Students who are living on campus will receive a refund.

Concise: Students living on campus will receive a refund. GMU, 2021

Wordy: The scholar who had been nominated for the award published another article.

Concise: The scholar nominated for the award published another article. GMU, 2021

Wordy: On domestic flights that last at least three hours, a meal is served.

Concise: On domestic flights lasting at least three hours, a meal is served. GMU, 2021

Wordy: The project is one of complexity.

Concise: It is a complex project. City University of Hong Kong, n.d.

Wordy: IT assisted in the maintenance of the database.

Concise: IT helped to maintain the database. City University of Hong Kong, n.d.

Wordy: Everyone's co-operation is of vital importance.

Concise: It's very important for everyone to co-operate. City University of Hong Kong, n.d.

Wordy: The Equal Opportunities Commission (EOC) is responsible for the implementation of anti-discrimination legislation.

Concise: The Equal Opportunities Commission (EOC) is responsible for implementing anti-discrimination legislation. City University of Hong Kong, n.d.

Wordy: We have conducted an investigation and arrived at the conclusion.

Concise: We have investigated and concluded. City University of Hong Kong, n.d.

Wordy: I have made some enquiries.

Concise: I have enquired. City University of Hong Kong, n.d.

Wordy: We are making arrangements.

Concise: We are arranging. City University of Hong Kong, n.d.

Wordy: We are in receipt of your proposal dated 26 January.

Concise: We have received your proposal of 26 January. City University of Hong Kong, n.d.

Wordy: Upon completion of the tendering process, the project can be awarded to the successful bidder.

Concise: When the tendering process is completed, we will award the project to the successful bidder. City University of Hong Kong, n.d.

Wordy: Arrangements have been made to make the payment to you next Monday.

Concise: We will pay you next Monday. City University of Hong Kong, n.d.

Wordy: In order to facilitate the implementation of the new strategic plan, we require the assistance of either one or two experienced specialists.

Concise: To implement the new plan, we need two specialist staff. City University of Hong Kong, n.d.

Wordy: Consuello Calvin, our Chief Consultant, suggested at our last board meeting the installation of new software to enhance security protection.

Concise: At our last board meeting, Chief Consultant Consuello Calvin suggested that we install new security protection software. City University of Hong Kong, n.d.

Wordy: I am currently engaged in a study of the target market.

Concise: I am studying the target market at the moment. City University of Hong Kong, n.d.

Wordy: We didn't renew the contract with our supplier on account of the fact that it was necessary for us to find a cheaper supplier.

Concise: We didn't renew the contract with our supplier because we had to find a cheaper one. City University of Hong Kong, n.d.

Wordy: It is important that you read the notes, advice and information detailed opposite then complete the form overleaf (all sections) prior to its immediate return to the bank by way of the envelope provided.

Concise: Please read the attached information and complete and return the form. City University of Hong Kong, n.d.

Wordy: In the event that there is a fire on the premises, it is vitally important that you shall leave the premises as soon as you hear the alarm bell ringing.

Concise: If you hear the fire alarm, please leave the building. City University of Hong Kong, n.d.

Wordy: My team of staff and I are committed to maintaining and the promotion of Hong Kong as a major international financial centre.

Concise: My team of staff and I are committed to maintaining and promoting Hong Kong as a major international financial centre. City University of Hong Kong, *n.d.*

Wordy: Thomas Jefferson's support of the new Constitution was documented in a letter to James Madison.

Concise: Thomas Jefferson documented his support of the new Constitution in a letter to James Madison. YALE-NUS College, *n.d.*

Wordy: It is the combination of these two elements that makes the argument weak.

Concise: The combination of these two elements weakens the argument. YALE-NUS College, *n.d.*

Wordy: The reason that General Lee invaded Pennsylvania in June 1863 was to draw the Army of the Potomac away from Richmond.

Concise: General Lee invaded Pennsylvania in June 1863 to draw the Army of the Potomac away from Richmond. YALE-NUS College, *n.d.*

Wordy: Tom Jones is a novel by Fielding that comically portrays English society in the eighteenth century.

Concise: Fielding's novel Tom Jones comically portrays English society in the eighteenth century. YALE-NUS College, *n.d.*

Wordy: In Crew's argument there are many indications of her misunderstanding of natural selection.

Concise: Crew's argument repeatedly demonstrates misunderstanding of natural selection. YALE-NUS College, *n.d.*

Wordy: In the original state constitution, they allowed polygamy.

Concise: The original state constitution allowed polygamy. YALE-NUS College, *n.d.*

Wordy: Each student must meet his or her advisor.

Concise: Students must meet with their advisors. YALE-NUS College, n.d.

Wordy: The majority opinion contains a discussion of legislative history.

Concise: The majority opinion discusses legislative history. University of Virginia, 2021

Wordy: If you find yourself swimming in the ocean, be wary of sharks.

Concise: Be wary of sharks when swimming in the ocean. Hotaling, 2020

Wordy: We conducted an investigation of the accident.

Concise: We investigated the accident. J. Naval Postgraduate School, 2021

Wordy: In each picture, the responses are shown.

Concise: Each picture shows the responses. J. Naval Postgraduate School, 2021

Wordy: It has been found experimentally that genetically altered strawberries are frost-resistant.

Concise: In this experiment, we found that genetically altered strawberries are frost-resistant. J. Naval Postgraduate School, 2021

Wordy: Indirect predator control is the exclusion of predators through means.

Concise: Indirect predator control excludes predators through means. J. Naval Postgraduate School, 2021

Wordy: The increasing electrical output requires the addition of extra modules.

Concise: The increasing electrical output requires adding extra modules. J. Naval Postgraduate School, 2021

Wordy: Early childhood thought disorders misdiagnosis often occurs as a result of unfamiliarity with recent research literature describing such conditions.

Concise: Physicians unfamiliar with the literature on recent research often misdiagnose disordered thought in young children. J. Naval Postgraduate School, 2021

Wordy: There are several advantages to genetic screening.

Concise: Genetic screening presents several advantages. J. Naval Postgraduate School, 2021

Wordy: There has been a lot of research done to determine its causes.

Concise: Much research has been done to determine its causes. J. Naval Postgraduate School, 2021

Wordy: There were many factors that affected this situation.

Concise: Many factors affected this situation. J. Naval Postgraduate School, 2021

Wordy: It is recommended that we complete more research.

Concise: We should complete more research. J. Naval Postgraduate School, 2021

Wordy: It is our goal to serve the university community.

Concise: Our goal is to serve the university community. J. Naval Postgraduate School, 2021

Wordy: The new regulations could cause problems for both the winners and for those who lose.

Concise: The new regulations could cause problems for both winners and losers. J. Naval Postgraduate School, 2021

Wordy: Everyone should be cognizant of the danger of explosion.

Concise: Everyone should be aware of the danger of explosion. J. Naval Postgraduate School, 2021

Wordy: Utilization of crystal clear goals and objectives will optimize our capacity to prioritize our concerns so that we will impact upon the major thrust of our company's future plans and prospects.

Concise: If we clarify our goals and objectives, we will be better able to concentrate on what is most important for our company's future. J. Naval Postgraduate School, 2021

Wordy: After a time interval of one to two minutes, the tone usually stops.

Concise: After one to two minutes, the tone usually stops. J. Naval Postgraduate School, 2021

Wordy: Another activity that I would use my computer for is the wordprocessing software package.

Concise: I would also use my computer for wordprocessing. J. Naval Postgraduate School, 2021

Wordy: In response to the issue of equality for educational and occupational mobility, it is my belief that a system of gender inequality exists in the school system.

Concise: I believe that gender inequality exists in the schools. University of Massachusetts Amherst, n.d.

Wordy: The human immune system is responsible not only for the identification of foreign molecules, but also for actions leading to their immobilization, neutralization, and destruction.

Concise: The human immune system not only identifies foreign molecules, but also immobilizes, neutralizes, and destroys them. Elliott, n.d.

Wordy: A numerical approach was devised that enables the fast and efficient determination of the ternary diagrams associated with our Gibbs free energy.

Concise: A new numerical approach quickly and efficiently determines the ternary diagrams associated with our Gibbs free energy. Elliott, n.d.

Wordy: Generally, a storage ring is used not only to store charged particles, but also to define their energy and trajectory.

Concise: Generally, a storage ring not only stores charged particles but also defines their energy and trajectory. Elliott, n.d.

Wordy: There were several methods used to produce the thin metal substrates - hot stamping, cold rolling, and cleaving.

Concise: Thin metal substrates were produced by several methods - hot stamping, cold rolling, and cleaving. Elliott, n.d.

Wordy: In the future, please turn in assignments on time, by or on the deadline.

Concise: Please turn in assignments on time. University of BORÅS, n.d.

Wordy: I finished my math and science homework while I was in study hall.

Concise: I finished my math and science homework in study hall. University of BORÅS, n.d.

Wordy: We outlined the letters for the banner in a careful way.

Concise: We outlined the letters for the banner carefully. University of BORÅS, n.d.

Wordy: Use a diminutive word, please.

Concise: Use a small word, please. University of BORÅS, n.d.

Wordy: The man was seen by the cat resting on the window.

Concise: The cat resting on the window saw the man. Arkansas State University, n.d.

Wordy: When I went over to the meadow, I picked up some flowers and then placed the flowers inside of a vase at my grandmother's house.

Concise: I placed flowers in a vase at my grandmother's house that I picked from a meadow. Arkansas State University, n.d.

Wordy: He went to lie down on the bed.

Concise: He lay on the bed. Arkansas State University, n.d.

Wordy: The fact that the cat had a sweet personality factored into why I decided to adopt her.

Concise: I adopted the cat because she had a sweet personality. Arkansas State University, n.d.

Wordy: She used things like examples to convey her message.

Concise: She used examples to convey her message. Arkansas State University, n.d.

Wordy: It was found that after the main shock, several smaller movements continued to occur.

Concise: Several smaller movements continued to occur after the main shock. University of Adelaide, *n.d.*

Wordy: It was not until after the last batch of votes was counted, that victory could be declared by the Senator.

Concise: The Senator declared victory after the last batch of votes was counted. University of Adelaide, *n.d.*

Wordy: The warning system promulgated its message just minutes before the tsunami struck.

Concise: The warning system was activated just minutes before the tsunami struck. University of Adelaide, *n.d.*

Wordy: This essay discusses the successes of Japan's Disaster Risk Management (DRM) system, as well as the ways in which that system could be improved.

Concise: This essay discusses the successes of Japan's Disaster Risk Management (DRM) system, and how that system could be improved. University of Adelaide, *n.d.*

Wordy: As mentioned earlier, Japan's DRM system could be improved.

Concise: Japan's DRM system could be improved. University of Adelaide, *n.d.*

Wordy: In my opinion, it is important that all college students participate in the electoral process by casting their vote.

Concise: All college students should vote. San Jose State University, *n.d.*

Wordy: Actually, Mary kind of glanced at Bob when she realized they had basically lost the battle.

Concise: Mary glanced at Bob when she realized they had lost the battle. San Jose State University, *n.d.*

Wordy: The future plan Congress will propose to completely overhaul the healthcare system could negatively frustrate constituents.

Concise: The plan Congress will propose to overhaul the healthcare system could frustrate constituents. San Jose State University, *n.d.*

Wordy: When I asked her about the new job, she sort of looked at me with anger and basically did not reply.

Concise: When I asked her about the new job, she looked at me with anger and did not reply. San Jose State University, *n.d.*

Wordy: Now that Bob has truly been fired, appealing to the CEO is kind of useless.

Concise: Now that Bob has been fired, appealing to the CEO is useless. San Jose State University, *n.d.*

Wordy: Each individual will receive a free gift during the ceremony.

Concise: Each individual will receive a gift during the ceremony. San Jose State University, *n.d.*

Wordy: Committee members first began by discussing the new marketing plan; then they presented the true facts about foreign imports from Belgium.

Concise: Committee members first discussed the new marketing plan; then they presented the facts about imports from Belgium. San Jose State University, *n.d.*

Wordy: Anthropologists really believe these old fossils are absolutely crucial to uncovering our past history.

Concise: Anthropologists believe these fossils are crucial to uncovering our history. San Jose State University, *n.d.*

Wordy: The zombies' feast of the survivors occurred.

Concise: The zombies feasted on the survivors. University of Nevada, *n.d.*

Wordy: In this passage is an example of the use of the rule of justice in argumentation.

Concise: This passage exemplifies argumentation using the rule of justice. University of Richmond, n.d.

Wordy: The point I wish to make is that fish sleep with their eyes open.

Concise: Fish sleep with their eyes open. University of Richmond, n.d.

Wordy: Burning books is considered censorship by some people.

Concise: Some people consider burning books censorship. University of Richmond, n.d.

Wordy: The theory of relativity isn't demonstrated by this experiment.

Concise: This experiment does not demonstrate the theory of relativity. University of Richmond, n.d.

Wordy: For the most part, individuals in graduate classes are appreciative of conciseness.

Concise: Graduate students generally appreciate conciseness. University of New England, 2020

Wordy: Superintendents will be interviewed by the teachers they work for.

Concise: Teachers will interview their superintendents. University of New England, 2020

Wordy: The success of the pilot program is reflected in the number of children in elementary school who are healthy.

Concise: The number of healthy elementary students reflects the pilot program's success. University of New England, 2020

Wordy: Improvements in your writing will be seen if you remove prepositional phrases that aren't necessary.

Concise: Removing unnecessary prepositional phrases will improve your writing. University of New England, 2020

Wordy: Write a biographical essay of your life.

Concise: Write a biography. University of New England, 2020

Wordy: Reach a consensus of opinion with your group members.

Concise: Reach a consensus with your group members. University of New England, 2020

Wordy: To get started with your reflective writing assignment, imagine a mental picture of a time when you found learning to be extremely difficult.

Concise: As you begin your reflection, remember a time when learning was difficult. University of New England, 2020

Wordy: As you complete the analysis, be keep in mind the methods and procedures that direct the processes of our judicial system.

Concise: As you complete the analysis, consider the common processes of the judiciary. University of New England, 2020

Wordy: Your assigned reading for the course will describe many of the problems and mistakes that can make projects more difficult for students than they need to be.

Concise: Your assigned course reading describes many project pitfalls students may encounter. University of New England, 2020

Wordy: The brief was read by us.

Concise: We read the brief. Georgetown University, n.d.

Wordy: The evidence was suppressed by the court.

Concise: The court suppressed the evidence. Georgetown University, n.d.

Wordy: The holding was reached by the court.

Concise: The court held. Georgetown University, n.d.

Wordy: The argument was presented by the plaintiff.

Concise: The plaintiff argued. Georgetown University, n.d.

Wordy: A complaint was filed by the union.

Concise: The union filed the complaint. Georgetown University, n.d.

Wordy: Our conclusion is supported by legislative history.

Concise: Legislative history supports our conclusion. Georgetown University, *n.d.*

Wordy: It is possible for the court to modify the judgment.

Concise: The court can modify the judgment. Georgetown University, *n.d.*

Wordy: The implementation of the plan by the team was successful.

Concise: The team successfully implemented the plan. Georgetown University, *n.d.*

Wordy: There was an affirmative decision for expansion by the administration.

Concise: The administration decided to expand the program. Georgetown University, *n.d.*

Wordy: A revision of the program will result in increases of efficiency to our clients.

Concise: If we revise the program, we can serve clients more efficiently. Georgetown University, *n.d.*

Wordy: The smoke that comes from factories that are situated in the valley pollutes the air.

Concise: The smoke from factories in the valley pollutes the air. Brigham Young University, *n.d.*

Wordy: University students are required by the university to make payments of their tuition fees before the time of their registration.

Concise: University students are required to pay tuition before registering. Brigham Young University, *n.d.*

Wordy: The match had been won by the world champion shortly after it started.

Concise: The world champion won the match shortly after it started. Brigham Young University, *n.d.*

Wordy: The accident occurred due to the fact that there was nothing to prevent it.

Concise: The accident occurred because there was nothing to prevent it. Brigham Young University, *n.d.*

Wordy: The nature of the crisis situation was such that it called for our immediate attention.

Concise: The crisis called for our immediate attention. Brigham Young University, *n.d.*

Wordy: Upon reflection, I remembered eating bread and cheese at the reception.

Concise: I remembered eating bread and cheese at the reception. Brigham Young University, *n.d.*

Wordy: In my opinion, in response to the issue of wordy sentences in college writing, it is my belief that a tool for revision is needed.

Concise: I believe college students need sentence revision strategies. James Madison University, *n.d.*

Wordy: What I wish to show here is that James Madison University is a good representation of a place with many backgrounds and interests of the students.

Concise: James Madison University represents a diverse university. James Madison University, *n.d.*

Wordy: The report is waiting for your approval.

Concise: The report awaits your approval. IEEE, *n.d.*

Wordy: It is a matter of the gravest importance to the health of anyone who uses a microwave and has a heart condition to avoid standing in front of the microwave while it is running.

Concise: Anyone with a heart condition should avoid standing in front of an operating microwave oven. IEEE, *n.d.*

Wordy: My sister is loud when she is telling her children to do their homework.

Concise: My sister bellows when telling her children to do their homework. St. Louis Community College, *n.d.*

Wordy: The restaurant's food is excellent.

Concise: The restaurant serves excellent food. St. Louis Community College, *n.d.*

Wordy: Jennifer Lawrence is the star of The Hunger Games.

Concise: Jennifer Lawrence stars in The Hunger Games. St. Louis Community College, *n.d.*

Wordy: Our mother was the driver of the bus.

Concise: Our mother drove the bus. St. Louis Community College, *n.d.*

Wordy: It is my intention to transfer to a four-year university.

Concise: I intend to transfer to a four-year university. St. Louis Community College, *n.d.*

Wordy: There were some important findings resulting from this experiment.

Concise: This experiment resulted in some important findings. St. Louis Community College, *n.d.*

Wordy: He struggled with the paper that was assigned by the professor.

Concise: He struggled with the paper assigned by the professor. St. Louis Community College, *n.d.*

Wordy: Electric car technology was in existence as early as 1830.

Concise: Electric car technology existed as early as 1830. St. Louis Community College, *n.d.*

Wordy: Negative advertising is influential on voters' perceptions of candidates.

Concise: Negative advertising influences voters' perceptions of candidates. St. Louis Community College, *n.d.*

Wordy: I am in receipt of your letter.

Concise: I received your letter. St. Louis Community College, *n.d.*

Wordy: The stock market was fluctuating wildly before the crash.

Concise: The stock market fluctuated wildly before the crash. St. Louis Community College, *n.d.*

Wordy: The concept of immortality is intriguing to me.

Concise: The concept of immortality intrigues me. St. Louis Community College, *n.d.*

Wordy: In reviewing the notes of his lecture, he referred back to what he had written before class.

Concise: He reviewed his lecture notes. R. Collins, *n.d.*

Wordy: There are four employees who have filed grievances.

Concise: Four employees have filed grievances. R. Collins, *n.d.*

Wordy: It is our suspicion that the basement was substandard.

Concise: We suspect the basement was substandard. R. Collins, *n.d.*

Wordy: What we need to do next is simplify our sign-off procedure.

Concise: Next, we need to simplify our sign-off procedure. R. Collins, *n.d.*

Wordy: Make a revision of this sentence.

Concise: Revise this sentence. R. Collins, *n.d.*

Wordy: We would like to call your attention and to the attention of others in your office to the fact that your report is overdue because the deadline was last Friday.

Concise: We remind you that your report is overdue. Palomar Community College, *n.d.*

Wordy: The document that you refer back to is not included in the sample documents that go to make up the enclosure.

Concise: The document is not included in the samples. Palomar Community College, *n.d.*

Wordy: The purpose of this memo is to provide a reference for all your staff members of the formats of various documents that go forward by transmission to headquarters.

Concise: This memo describes the formats for documents going to headquarters. Palomar Community College, *n.d.*

Wordy: The need for reports that have logic and are relevant is still great.

Concise: We need logical, relevant reports. Palomar Community College, *n.d.*

Wordy: Your statement in your letter that has the contention that the information submitted and sent to you by us contained certain inaccuracies and errors has prompted us to embark on a careful and thorough reevaluation of the information submitted, with the result that the original informative data has been determined to be accurate and correct in all instances and aspects of the information.

Concise: As you suggested, we have checked our information and confirmed its accuracy. Palomar Community College, *n.d.*

Wordy: In the event that some information concerning Mr. Smith should be brought to your attention, it should be forwarded via mail or courier or telephone to us in view of the possibility that the information may reveal any attempt on the part of Mr. Smith to depart from the United States.

Concise: If you get any information about Mr. Smith, please contact us in case he tries to leave the country. Palomar Community College, *n.d.*

Wordy: Sometimes it is not easy to avoid the dummy subject.

Concise: Sometimes the dummy subject is not easily avoided. Loyola University Chicago, *n.d.*

Wordy: She fell down due to the fact that she hurried.

Concise: She fell because she hurried. Loyola University Chicago, *n.d.*

Wordy: The resolution to the problem can be seen in author's attempt.

Concise: The author resolves the problem. Loyola University Chicago, *n.d.*

Wordy: His objective was to win, but playing fair also mattered to him.

Concise: His objective was not only to win, but also to play fair. Loyola University Chicago, *n.d.*

Wordy: The author shows the reader the path to being virtuous rather than to vice.

Concise: The author shows the reader the path to virtue rather than to vice. Loyola University Chicago, *n.d.*

Wordy: Both Smith and Jones took different views of the war.

Concise: Smith and Jones took different views of the war. Loyola University Chicago, n.d.

Wordy: Both Smith and Jones took the same view of the war.

Concise: Smith and Jones took the same view of the war. Loyola University Chicago, n.d.

Wordy: For his young readers, the author must avoid intimidating them by taking too much for granted.

Concise: The author must avoid intimidating young readers by taking too much for granted. Loyola University Chicago, n.d.

Wordy: It was earlier demonstrated that heart attacks can be caused by high stress.

Concise: Researchers earlier showed that high stress can cause heart attacks. Wisconsin, n.d.

Wordy: It is imperative that we find a solution.

Concise: We must find a solution. Houston Community College, 2016

Wordy: As far as I am concerned, discrimination against certain ethnic groups continues to exist for all intents and purposes.

Concise: Discrimination against certain ethnic groups continues to exist. College of San Mateo, n.d.

Wordy: At this point in time, the latest iPad is expensive due to the fact that it has no competition.

Concise: Now, the new iPad is expensive because it has no competition. College of San Mateo, n.d.

Wordy: The reason why Jhumpa Lahiri's novel is so great is because it has vivid imagery.

Concise: Jhumpa Lahiri's novel is great because it has vivid imagery. College of San Mateo, n.d.

Wordy: A healthy lifestyle enhances your ability both to live life to its fullest and to live to a ripe old age.

Concise: A healthy lifestyle helps you live life fully and longer. College of San Mateo, *n.d.*

Wordy: Past history shows that the students who transfer are actually very few in number.

Concise: History shows that the students who transfer are actually very few. College of San Mateo, *n.d.*

Wordy: President George W. Bush made serious errors in responding to the sudden crisis that followed the terrible tragedy of September 11.

Concise: President George W. Bush made serious errors in responding to the crisis that followed the tragedy of September 11. College of San Mateo, *n.d.*

Wordy: I think that basically we need to use fewer words, or our papers will really be much too long.

Concise: We need to use fewer words, or our papers will be too long. Ursinus College, *n.d.*

Wordy: Due to the fact that Ursula babysat every Thursday evening, she could not attend Michael's recital.

Concise: Ursula babysat every Thursday evening, she could not attend Michael's recital. Lake Forest College, *n.d.*

Wordy: The committee's first and foremost goal is to strategize ways to eliminate excess spending.

Concise: The committee's foremost goal is to strategize ways to eliminate excess spending. Lake Forest College, *n.d.*

Wordy: Do not write in the negative.

Concise: Write in the affirmative. Lake Forest College, *n.d.*

Wordy: Not many parishioners commented that Father Donnelly does not have the same charisma as Father Marks.

Concise: Few parishioners commented that Father Donnelly lacks Father Marks' charisma. Lake Forest College, *n.d.*

Wordy: There were many students at the lecture.

Concise: Many students attended the lecture. University of Calgary, *n.d.*

Wordy: The patient's condition was very unstable.

Concise: The patient's condition was unstable. University of Calgary, *n.d.*

Wordy: The author does an analysis of the problem.

Concise: The author analyzes the problem. University of Calgary, *n.d.*

Wordy: In my opinion, one of the most important steps of the learning process is understanding how the learning process happens.

Concise: One of the most important steps of the learning process is understanding how it happens. University of Calgary, *n.d.*

Wordy: In my opinion, the role of nurse practitioner (NP) should be introduced to more clinics since NPs can perform many of the tasks assumed by physicians.

Concise: The role of nurse practitioner (NP) should be introduced to more clinics since NPs can perform many of the tasks assumed by physicians. University of Calgary, *n.d.*

Wordy: They did not succeed in reviving the patient.

Concise: They failed to revive the patient. University of Calgary, *n.d.*

Wordy: They were not successful in reviving the patient.

Concise: They failed to revive the patient. University of Calgary, *n.d.*

Wordy: Unencumbered by a sense of responsibility, Jason left his new leather jacket on the bus.

Concise: Jason irresponsibly left his new leather jacket on the bus. Touro College, *n.d.*

Wordy: There is a unique, eccentric, and opposite way to accomplish this burdensome task.

Concise: There is an unusual way to complete this task. Indiana Tech, *n.d.*

Wordy: I really enjoy sourdough bread.

Concise: I enjoy sourdough bread. Indiana Tech, *n.d.*

Wordy: She basically said no to me.

Concise: She said no to me. Indiana Tech, *n.d.*

Wordy: The gift was received by James.

Concise: James received the gift. Indiana Tech, *n.d.*

Wordy: Productivity actually depends on certain factors that basically involve psychology more than any particular technology.

Concise: Productivity depends on psychology more than on technology. University of Alberta, *n.d.*

Wordy: She proposed various and sundry explanations for the procedure.

Concise: She proposed various explanations for the procedure. University of Alberta, *n.d.*

Wordy: Their software programs demonstrated and showed that many companies and businesses could benefit and profit from eliminating unnecessary overhead and expenses.

Concise: Their software showed that companies could profit from eliminating unnecessary overhead. University of Alberta, *n.d.*

Wordy: Do not try to predict those future events that will completely revolutionize society, because past history shows that it is the final outcome of minor events that unexpectedly surprises us more.

Concise: Do not try to predict revolutionary events, because history shows that the outcome of minor events surprises us more. University of Alberta, *n.d.*

Wordy: In the event that you finish early, contact this office.

Concise: If you finish early, contact the office. University of Alberta, *n.d.*

Wordy: There is a need for more careful inspections of all welds.

Concise: You must inspect all welds more carefully. University of Alberta, *n.d.*

Wordy: By the time she got home, Merdine was very tired.

Concise: By the time she got home, Merdine was exhausted. University of Alberta, [n.d.](#)

Wordy: She was also really hungry.

Concise: She was also hungry. University of Alberta, [n.d.](#)

Wordy: The last point I would like to make is that in regard to men-women relationships, it is important to keep in mind that the greatest changes have occurred in how they work together.

Concise: Men and women have changed their relationships most in how they work together. University of Alberta, [n.d.](#)

Wordy: High divorce rates have been observed to occur in areas that have been determined to have low population density.

Concise: High divorce rates occur in areas with low population density. University of Alberta, [n.d.](#)

Wordy: This section introduces another problem, that of noise pollution.

Concise: Another problem is noise pollution. University of Alberta, [n.d.](#)

Wordy: The church, which was completed in 1875, dominated the skyline.

Concise: Completed in 1875, the church dominated the skyline. University of Evansville, [n.d.](#)

Wordy: The man, who was intelligent, built a time machine.

Concise: The intelligent man built a time machine. University of Evansville, [n.d.](#)

Wordy: There are twelve children who would like ice cream.

Concise: Twelve children would like ice cream. University of Evansville, [n.d.](#)

Wordy: It is he who stole the car.

Concise: He stole the car. University of Evansville, [n.d.](#)

Wordy: Brother Edward is now employed at a private rehabilitation center working as a certified physical therapist.

Concise: Brother Edward works at a private rehabilitation center as a certified physical therapist. Liberty university, *n.d.*

Wordy: Sally was determined in her mind to lose weight.

Concise: Sally was determined to lose weight. Liberty university, *n.d.*

Wordy: Thirty-somethings are often thought of or stereotyped as apathetic.

Concise: Thirty-somethings are often stereotyped as apathetic. Liberty university, *n.d.*

Wordy: Our fifth patient, in room six, is a mentally ill patient.

Concise: Our fifth patient, in room six, is mentally ill. Liberty university, *n.d.*

Wordy: The best instructors help each student to become a better student both academically and emotionally.

Concise: The best instructors help each student grow both academically and emotionally. Liberty university, *n.d.*

Wordy: In my opinion, our current tax policy is misguided.

Concise: Our current tax policy is misguided. Liberty university, *n.d.*

Wordy: It certainly seems that The Telltale Heart is Edgar Allen Poe's most macabre story.

Concise: The Telltale Heart is Edgar Allen Poe's most macabre story. Liberty university, *n.d.*

Wordy: I will file the proper papers in the event that I am unable to meet the deadline.

Concise: I will file the proper papers if I cannot meet the deadline. Liberty university, *n.d.*

Wordy: The investment analyst claimed that because of volatile market conditions, he could not make an estimate of the company's future profits.

Concise: The investment analyst claimed that because of volatile market conditions, he could not estimate the company's future profits. Liberty university, *n.d.*

Wordy: Mervina is responsible for monitoring and balancing the budgets for travel, contract services, and personnel.

Concise: Mervina monitors and balances the budgets for travel, contract services, and personnel. Liberty university, n.d.

Wordy: There is another book that tells the story of Karl Marx and explains his theory of socialism.

Concise: Another book tells the story of Karl Marx and explains his theory of socialism. Liberty university, n.d.

Wordy: All too often, athletes with minimal academic skills have been recruited by our coaches.

Concise: All too often, our coaches have recruited athletes with minimal academic skills. Liberty university, n.d.

Wordy: My family took a side trip to Monticello, which was the home of Thomas Jefferson.

Concise: My family took a side trip to Monticello, the home of Thomas Jefferson. Liberty university, n.d.

Wordy: For her birthday we gave Harriet a stylish vest made out of silk.

Concise: For her birthday we gave Harriet a stylish silk vest. Liberty university, n.d.

Wordy: The pizza was eaten by the students.

Concise: The students ate the pizza. Hazelwood, 2017

Wordy: The attorney made an investigation of the case.

Concise: The attorney investigated the case. Hazelwood, 2017

Wordy: The cause of our schools' failure at teaching basic skills is not understanding the influence of cultural background on learning.

Concise: Our schools have failed to teach basic skills because educators do not understand how cultural backgrounds influence learning. Duke University, n.d.

Wordy: A revision of the program will result in increases in our efficiency in the servicing of our customers.

Concise: If we revise the program, we can serve our customers more efficiently. Duke University, n.d.

Wordy: It was decided by the Director to expand the program.

Concise: The Director decided to expand the program. Duke University, n.d.

Wordy: It is vital that we delete the word "absolutely."

Concise: We must delete the word "absolutely." Duke University, n.d.

Wordy: There are five car alarms that are blaring in the parking lot.

Concise: Five car alarms are blaring in the parking lot. Duke University, n.d.

Wordy: There are many engineers who like to write.

Concise: Many engineers like to write. Iqbal, n.d.

Wordy: There are many ways in which we can arrange the pulleys.

Concise: We can arrange the pulleys in many ways. Iqbal, n.d.

Wordy: The meeting happened on Monday.

Concise: The meeting happened Monday. Iqbal, n.d.

Wordy: They agreed that it was true.

Concise: They agreed it was true. Iqbal, n.d.

Wordy: George's wife is a woman who is unhappy because of the fact that George ignores her.

Concise: George's wife is unhappy because George ignores her. Rambo, 2019

Wordy: In this day and age, people are under the impression that it is important to express ideas in a concise manner.

Concise: Today, people think it is important to express ideas concisely. Rambo, 2019

Wordy: Hemingway conveys the idea that the setting of the story reflects the troubled relationship between George and his wife.

Concise: The setting of the story reflects the troubled relationship between George and his wife. Rambo, 2019

Wordy: If one looks at the painting carefully, one notices that there are dark clouds gathering over the mountains.

Concise: Dark clouds gather over the mountains. **OR** There are dark clouds gathering over the mountains. Rambo, 2019

Wordy: There are children that are playing near the base of the mountain.

Concise: Children are playing near the base of the mountain. Rambo, 2019

Wordy: There is a snow-capped mountain that appears on the left, and there are storm clouds that are gathering in the background.

Concise: A snow-capped mountain appears on the left, and storm clouds are gathering in the background. Rambo, 2019

Wordy: In the story "Cat in the Rain," the setting of the story reflects the troubled relationship between George and his wife in the story.

Concise: In the story "Cat in the Rain," the setting reflects the troubled relationship between George and his wife. Rambo, 2019

Wordy: The gathering storm clouds appear threatening and ominous.

Concise: The gathering storm clouds appear threatening. **OR** The gathering storm clouds appear ominous. Rambo, 2019

Wordy: The gathering clouds are emphasized by the artist, but the approaching storm does not seem to be noticed by the children.

Concise: The artist emphasizes the gathering clouds, but the children do not seem to notice the approaching storm. Rambo, 2019

Wordy: The elephant is killed by Orwell even though the villagers are no longer threatened by it.

Concise: Orwell kills the elephant even though it no longer threatens the villagers. Rambo, 2019

Wordy: I think that George's wife is unhappy because George ignores her.

Concise: George's wife is unhappy because George ignores her. Rambo, 2019

Wordy: I believe that the storm clouds suggest the danger that, in my opinion, children sometimes ignore.

Concise: The storm clouds suggest the danger that children sometimes ignore. Rambo, 2019

Wordy: George's wife appears to be unhappy.

Concise: George's wife appears unhappy. Rambo, 2019

Wordy: The storm clouds appear to be dark and ominous, but the children seem to be unaware of the approaching storm.

Concise: The storm clouds appear dark and ominous, but the children seem unaware of the approaching storm. Rambo, 2019

Wordy: George is reading his book while his wife is looking out the window.

Concise: George reads his book while his wife looks out the window. Rambo, 2019

Wordy: Storm clouds are gathering over the mountains.

Concise: Storm clouds gather over the mountains. Rambo, 2019

Wordy: Rather than taking the bull by the horns, she was quiet as a church mouse.

Concise: She avoided confrontation by remaining silent. University of Waterloo, 2018

Wordy: The bridge is unstable due to the fact that it was constructed with inferior material.

Concise: The bridge is unstable because it was constructed with inferior material. University of Waterloo, 2018

Wordy: All things considered, climate change should be given more attention, in my opinion.

Concise: Climate change should be given more attention. University of Waterloo, 2018

Wordy: Last but not least, researchers found several connections between the subjects.

Concise: Lastly, researchers found several connections between the subjects. University of Waterloo, 2018

Wordy: Historical context is an important factor to consider while writing literature reviews.

Concise: Historical context must be considered while writing literature reviews. University of Waterloo, 2018

Wordy: He received a wound from the clock while he wound it.

Concise: The clock injured him while he wound it. University of Waterloo, 2018

Wordy: He was right to assume his subjects are right-handed.

Concise: He correctly assumed his subjects are right-handed. University of Waterloo, 2018

Wordy: Subjects with little technical training tend to perform poorly due to their lack of technical experience.

Concise: Some subjects' lack of technical experience resulted in poor performance. University of Waterloo, 2018

Wordy: The reason she moved is because she was offered a better position.

Concise: She moved because she was offered a better position. University of Waterloo, 2018

Wordy: As already stated above, beluga whales use sounds and echolocation to hunt in dark or turbid waters.

Concise: As stated above, beluga whales use sounds and echolocation to hunt in dark or turbid waters. University of Waterloo, 2018

Wordy: It is challenging to read Shakespeare.

Concise: Reading Shakespeare is challenging. University of Waterloo, 2018

Wordy: It is significant that a study of ethics complaints against social workers found that half of these involved violation of professional boundaries.

Concise: Significantly, a study of ethics complaints against social workers found that half of these involved violations of professional boundaries. University of Waterloo, 2018

Wordy: The researchers conducted an investigation of the effects of caffeine on students writing timed examinations.

Concise: The researchers investigated the effects of caffeine on students writing timed examinations. University of Waterloo, 2018

Wordy: The teacher could understand why her students failed the test.

Concise: The teacher understood why her students failed the test. University of Waterloo, 2018

Wordy: The reaction was catalyzed by the introduction of light.

Concise: The introduction of light catalyzed the reaction. University of Waterloo, 2018

Wordy: The author's expostulation impugns litterateurs of yore.

Concise: The author's argument disproves earlier scholars. University of Waterloo, 2018

Wordy: Measurements were taken of variations in pressure as function of temperature.

Concise: Pressure was measured as it varied with temperature. Elliott, n.d.

Wordy: There is a prize in every box of Quacko cereal.

Concise: A prize is in every box of Quacko cereal. University of Alberta, n.d.

Wordy: There are two security guards standing at the gate.

Concise: Two security guards stand at the gate. University of Alberta, n.d.

A.2 More sentences from other sources

Wordy: Due to the fact that the measure was unavailable, I selected another.

Concise: Because the measure was unavailable, I selected another. C. Lee, 2015

Wordy: In spite of the fact that half the participants dropped out the study, we still conducted Phase 2.

Concise: Although half the participants dropped out of the study, we still conducted Phase 2. C. Lee, 2015

Wordy: We administered surveys for the purpose of assessing motivation.

Concise: We administered surveys to assess motivation. C. Lee, 2015

Wordy: It is important to note that our study has implications for counseling practice.

Concise: Our study has important implications for counseling practice. C. Lee, 2015

Wordy: The boring textbook was being read by the students.

Concise: The students read the boring textbook . Sheehan, 2018

Wordy: It is better to become a nurse instead of a teacher.

Concise: Nursing pays better than teaching does. Sheehan, 2018

Wordy: The paper was written by Roseanne.

Concise: Roseanne wrote the paper. Sheehan, 2018

Wordy: The Old Man and the Sea was written by Hemingway.

Concise: Hemingway wrote The Old Man and the Sea. Sheehan, 2018

Wordy: It is believed by some critics that Psycho is Hitchcock's greatest film.

Concise: Some critics believe that Psycho is Hitchcock's greatest film. Sheehan, 2018

Wordy: Rob decided to retake the class at a later date in time.

Concise: Rob decided to retake the class later. Sheehan, 2018

Wordy: Many local farmers plan to attend next Friday's meeting.

Concise: Many local farmers plan to attend next Friday's meeting. Sheehan, 2018

Wordy: Although Bradley Hall is regularly populated by students, close study of the building as a structure is seldom undertaken by them.

Concise: Bradley Hall is usually filled with students who do not study the building as a structure. Sheehan, 2018

Wordy: He dropped out of school on account of the fact that it was necessary for him to help support his family.

Concise: He dropped out of school to support his family Sheehan, 2018

Wordy: It is expected that the new schedule will be announced by the bus company within the next few days.

Concise: The bus company will probably announce its schedule during the next few days. Sheehan, 2018

Wordy: There are many ways in which a student who is interested in meeting foreign students may come to know one.

Concise: Any student who wants to meet foreign students can do so in many ways. Sheehan, 2018

Wordy: It is very unusual to find someone who has never told a deliberate lie on purpose.

Concise: Rarely will you find someone who has never told a deliberate lie. Sheehan, 2018

Wordy: The subjects that are considered most important by students are those that have been shown to be useful to them after graduation.

Concise: . Students think that the most important subjects are those that will be useful after graduation. Sheehan, 2018

Wordy: In our company there are wide-open opportunities for professional growth with a company that enjoys an enviable record for stability in the dynamic atmosphere of aerospace technology.

Concise: Our company provides opportunities for professional growth and stability in the dynamic field of aerospace technology. Sheehan, 2018

Wordy: Some people believe in capital punishment, while other people are against it; there are many opinions on this subject.

Concise: There are people who are for and people who are against capital punishment. Sheehan, 2018

Wordy: Even after the teacher entered the classroom, the boys went on playing.

Concise: Even after the teacher entered the classroom, the boys continued playing. English-grammar.org, 2015

Wordy: He is in debt because of his habit of spending money wastefully.

Concise: He is in debt because of his extravagance. Englishgrammar.org, 2015

Wordy: The celebrations went on for a whole month.

Concise: The celebrations lasted for a whole month. // The celebrations continued for a whole month Englishgrammar.org, 2015

Wordy: His uncle is a famous designer of buildings.

Concise: His uncle is a famous architect. Englishgrammar.org, 2015

Wordy: The drunkard abused people without discrimination.

Concise: The drunkard abused people indiscriminately Englishgrammar.org, 2015

Wordy: He spent most of his life abroad as one sent out of his country.

Concise: He spent most of his life abroad as an exile. Englishgrammar.org, 2015

Wordy: The country is passing through a critical phase

Concise: The country is passing through a crisis. Englishgrammar.org, 2015

Wordy: Bacon's essays are full of terse, witty, pointed statements

Concise: Bacon's essays are full of epigrams. Englishgrammar.org, 2015

Wordy: If you lose your good name, it is not easy to get it back.

Concise: If you lose your reputation, it is not easy to get it back. Englishgrammar.org, 2015

Wordy: There was no famine in our country during the last twenty years.

Concise: There was no famine in our country during the last two decades Englishgrammar.org, 2015

Wordy: The Mona Lisa is the best among the works of Leonardo da Vinci.

Concise: The Mona Lisa is the masterpiece of Leonardo da Vinci. Englishgrammar.org, 2015

Wordy: My friend had the special right or advantage of visiting England as the official guest of the Queen.

Concise: My friend had the privilege of visiting England as the official guest of the Queen. Englishgrammar.org, 2015

Wordy: In the cellar, there are four wooden-type crates with nothing in them that might perhaps be used by us for storing paint cans inside of.

Concise: We could store the paint cans in the four wooden crates in the cellar. Nordquist, 2020

Wordy: This morning at 6:30 a.m., I woke up out of sleep to hear my alarm go off, but the alarm was turned off by me, and I returned back to a sleeping state.

Concise: I awoke this morning at 6:30 but then turned off the alarm and went back to sleep. Nordquist, 2020

Wordy: The reason that Merdine was not able to be in attendance at the hockey game was because she had jury duty.

Concise: Because she had jury duty, Merdine was not at the hockey game. Nordquist, 2020

Wordy: Omar and I, we returned back to the hometown where we both grew up to attend a reunion of the people that we went to high school with ten years ago in the past.

Concise: Omar and I returned to our hometown to attend our ten-year high school Nordquist, 2020

Wordy: Melba has designed a very unique kind of shirt that is made out of a polyester type of material that never creases into wrinkles when it rains and the shirt gets wet.

Concise: Melba has designed a polyester shirt that never creases when wet. Nordquist, 2020

Wordy: She used her money to purchase a large-type desk made of mahogany wood that is dark brown in color and handsome to look at.

Concise: She purchased a large, handsome-looking mahogany desk. Nordquist, 2020

Wordy: In view of the fact that it was raining down, orders were given that the game be canceled.

Concise: The game was canceled because of rain. Nordquist, 2020

Wordy: At that point in time when Marie was a teenager the basic fundamentals of how to dance were first learned by her.

Concise: Marie learned how to dance when she was a teenager. Nordquist, 2020

Wordy: Some sort of identification that would show how old we were was requested of us by the man that collects tickets from people at the movie theater.

Concise: The ticket collector at the movie theater asked us for identification. Nordquist, 2020

Wordy: There is a possibility that one of the causes of so many teenagers running away from home is the fact that many of them have indifferent parents who don't really care about them.

Concise: Perhaps one reason that so many teenagers run away from home is that their parents don't care about them. Nordquist, 2020

Wordy: The Senator explained the ways in which his electoral victory were unique.

Concise: The Senator explained how his electoral victory was unique. Firth, 2015

Wordy: As I have previously argued, it was not until after the last batch of votes was counted, that the Senator was able to declare victory.

Concise: The Senator declared victory after the last batch of votes was counted. Firth, 2015

Wordy: A majority of respondents were single parents.

Concise: Most respondents were single parents. Vinz, 2020

Wordy: A sufficient number of cases were selected.

Concise: Enough cases were selected Vinz, 2020

Wordy: The interview was cancelled as a result of illness.

Concise: The interview was cancelled due to illness. Vinz, 2020

Wordy: The laptop was kept in a locked office at all times.

Concise: The laptop was always kept in a locked office.* Vinz, 2020

Wordy: The IT sector is expanding at the present time.

Concise: The IT sector is currently expanding. Vinz, 2020

Wordy: The surveys were distributed by means of email.

Concise: The surveys were distributed by email. Vinz, 2020

Wordy: Articles often draw attention to the most problematic cases.

Concise: Articles often point to the most problematic cases. Vinz, 2020

Wordy: This definition cannot be used due to the fact that it is too limiting.

Concise: This definition cannot be used because it is too limiting. Vinz, 2020

Wordy: A spreadsheet was used for the purpose of recording the data.

Concise: A spreadsheet was used for recording the data. Vinz, 2020

Wordy: Consultants were excluded for the reason that they are not regular staff.

Concise: Consultants were excluded because they are not regular staff. Vinz, 2020

Wordy: Economists have a tendency to favor policy reform.

Concise: Economists tend to favor policy reform. Vinz, 2020

Wordy: Age appears to have an impact on confidence.

Concise: Age appears to affect confidence. Vinz, 2020

Wordy: The scale has the ability to measure to the microgram.

Concise: The scale can measure to the microgram. Vinz, 2020

Wordy: The data showed that CEOs earn more in comparison to CFOs.

Concise: The results showed that CEOs earn more than CFOs. Vinz, 2020

Wordy: Saad's theory is chosen in light of the fact that it is most relevant.

Concise: Saad's theory is chosen because it is most relevant. Vinz, 2020

Wordy: More research is needed in order to fill this gap.

Concise: More research is needed to fill this gap. Vinz, 2020

Wordy: The factory produces in the neighborhood of 5,000 cars a week.

Concise: The factory produces about 5,000 cars a week. Vinz, 2020

Wordy: Sales peaked in the year 2001.

Concise: Sales peaked in 2001. Vinz, 2020

Wordy: Wang (2009) is of the opinion that the model must be expanded.

Concise: Wang (2009) believes that the model must be expanded. Vinz, 2020

Wordy: We made a calculation of the average IQ.

Concise: We calculated the average IQ. Vinz, 2020

Wordy: Marketers must make decisions about their target audience.

Concise: Marketers must decide on their target audience. Vinz, 2020

Wordy: The patients were tested on two occasions.

Concise: The patients were tested twice. Vinz, 2020

Wordy: The control group is relatively small in size.

Concise: The control group is relatively small. Vinz, 2020

Wordy: The people who are located in rural areas had fewer symptoms.

Concise: The people in rural areas had fewer symptoms. Vinz, 2020

Wordy: The reason why the population decreased is unknown.

Concise: The reason the population decreased is unknown. Vinz, 2020

Wordy: Smartphones will be used until such time as a new technology is developed.

Concise: Smartphones will be used until a new technology is developed. Vinz, 2020

Wordy: The goal was to identify whether or not gender made a difference.

Concise: The goal was to identify whether gender made a difference. Vinz, 2020

Wordy: The creditor must first establish that the debtor is undoubtedly bankrupt.

Concise: The creditor must establish that the debtor is bankrupt. 4syllables, 2021

Wordy: Professor Smith was picked by each and every person on the committee.

Concise: Professor Smith was picked by each person on the committee. 4syllables, 2021

Wordy: As a matter of fact, Pleasantville has a strong position in the forestry industry.

Concise: Pleasantville has a strong position in the forestry industry. 4syllables, 2021

Wordy: The student needs to obtain high marks in science in order to study medicine.

Concise: The student needs high marks in science to study medicine. 4syllables, 2021

Wordy: The manager will, insofar as is possible, make sure that the information is true and accurate.

Concise: The manager will make sure that the information is accurate. 4syllables, 2021

Wordy: We will send out brochures to the general public.

Concise: We will send brochures to the public. 4syllables, 2021

Wordy: You must be willing to challenge yourself in order to get the most out of your education at university.

Concise: You must be willing to challenge yourself to get the most out of university. 4syllables, 2021

Wordy: We are working hard so the poor are given the basic essentials to lift themselves out of poverty.

Concise: We are working hard to give the poor the basics to lift themselves out of poverty. 4syllables, 2021

Wordy: Students should make contact with us for help with their future plans prior to the start of semester.

Concise: Before semester starts, students should contact us for help with their plans. 4syllables, 2021

Wordy: It is apparent that the tragedy could have been avoided if the company had talked to workers regarding hazards which existed in the workplace.

Concise: It appears the tragedy could have been avoided if the company had talked to workers about workplace dangers. 4syllables, 2021

Wordy: The total population of the island is 12,046 with the future possibility of 5

Concise: The population of the island is 12,046 with the possibility of 5

Wordy: A commerce graduate can leverage knowledge they have acquired in their coursework and apply it to the real world.

Concise: A commerce graduate can apply knowledge from their course to their work. 4syllables, 2021

Wordy: The clerk's job is to check all incoming mail and to record it.

Concise: The clerk's job is to check and record all incoming mail. Edgecase.com, 2021

Wordy: The method will be tested by Paul.

Concise: Paul will test the method. Edgecase.com, 2021

Wordy: There are five women interested in the course.

Concise: Five women want to take the course. Edgcase.com, 2021

Wordy: The teacher talked about many of the different benefits of the after-school homework club when she addressed the class.

Concise: The teacher hyped the homework club to the class. Aresearchguide.com, 2018

Wordy: Tara believed but could not prove that Cara stole her tuna sandwich.

Concise: Tara assumed that Cara stole her lunch. Aresearchguide.com, 2018

Wordy: Our website has available a list of social services in the city that can help residents find a hot meal.

Concise: A list of hot meal programs are available on our website. Aresearchguide.com, 2018

Wordy: The coach demonstrated some of the various techniques that players could use to improve their stick handling and defence skills.

Concise: The coach showed the players how to improve their defence. Aresearchguide.com, 2018

Wordy: Kensington College, which was first opened in 1902, is the leading Liberal Arts college in London.

Concise: Founded in 1902, Kensington College is the leading Liberal Arts college in London. Aresearchguide.com, 2018

Wordy: The grant proposals were reviewed by the students.

Concise: The students reviewed the grant proposals. Nordquist, 2019

Wordy: At this moment in time, students who are matriculating through high school should be empowered to participate in the voting process.

Concise: High school students should have the right to vote. Nordquist, 2019

Wordy: All things being equal, what I am trying to say is that in my opinion all students should, in the final analysis, have the right to vote for all intents and purposes.

Concise: Students should have the right to vote. Nordquist, 2019

Wordy: The presentation of the arguments by the students was convincing.

Concise: The students argued convincingly. Nordquist, 2019

Wordy: After reading several things in the area of psychology-type subjects, I decided to put myself in a situation where I might change my major.

Concise: After reading several psychology books, I decided to change my major. Nordquist, 2019

Wordy: Children's literature has the ability to entertain both the children for whom it has been written and the adults who may be reading it.

Concise: Children's literature provides entertainment for children and adults alike. Nature-ofwriting.com, 2021

Wordy: The concept or idea that led to the talent show was the notion that even babies and infants are able to communicate and interact with others.

Concise: The talent show was inspired by the fact that even babies can communicate. Natureofwriting.com, 2021

Wordy: Jamal has a chance to be able to win his badminton match.

Concise: Jamal has a chance to win his badminton match. Natureofwriting.com, 2021

Wordy: Multiple instances of red herrings being seen in the lake water were reported several times all day yesterday.

Concise: Red herrings were seen in the lake several times yesterday. Inc, 2021

Wordy: We made such a grandiloquent verbal exodus from the gathering that everyone in our immediate proximity was agog, their mouths fluctuating and trilling in surprise.

Concise: Our parting comments left everyone at the party speechless and surprised. Inc, 2021

Wordy: Consumer demand is rising in the area of services

Concise: Consumers are demanding more services SSSI, 2021

Wordy: Gardner's earlier work describes complete economic stability as something that is impossible to achieve.

Concise: Gardner's earlier work describes complete economic stability as impossible. Mitchellmentor, 2015

Wordy: The admissions committee will read many personal statements, and they want to gain the information in as efficient a manner as possible.

Concise: The admissions committee will read many personal statements, and they want to gain the information as efficiently as possible. Mitchellmentor, 2015

Wordy: These are situations in which there is not very much social interaction.

Concise: These situations lack social interaction. Mitchellmentor, 2015

Wordy: I think the risks of hydraulic fracturing clearly outweigh the benefits.

Concise: The risks of hydraulic fracturing clearly outweigh the benefits. Mitchellmentor, 2015

Wordy: Nowadays, the price of oil is higher than it has ever been before.

Concise: The price of oil is higher than it has ever been. Mitchellmentor, 2015

Wordy: Professor Li does research on productivity in the workplace.

Concise: Professor Li researches workplace productivity. Mitchellmentor, 2015

Wordy: She demonstrated a great deal of empathy for others.

Concise: She demonstrated remarkable empathy. Mitchellmentor, 2015

Wordy: Hundreds of different people attended the conference.

Concise: Hundreds of people attended the conference. Mitchellmentor, 2015

Wordy: Participants sat in a circular formation during the meeting.

Concise: Participants sat in a circle during the meeting. Mitchellmentor, 2015

Wordy: Smith draws the conclusion that global warming is a threat to 125,000 species of insects.

Concise: Smith concludes that global warming threatens 125,000 insect species. Mitchell-mentor, 2015

Wordy: In my honest opinion, I deeply feel that a really firm comprehensive understanding of the basic fundamentals of English is an essential prerequisite to a person's success in college or university, the business world, and the community at large.

Concise: An understanding of English fundamentals is a prerequisite to success in college or university, business, and the community. Langara, 2021

Wordy: In my own personal opinion, I think that baseball is a very boring sport.

Concise: I think baseball is boring. Langara, 2021

Wordy: Mr. Smith is far from perfect and has many faults.

Concise: Mr. Smith has many faults. Langara, 2021

Wordy: The dog was more exuberant in emitting threatening sounds than in attempting to engage in physical assault.

Concise: The dog's bark was worse than its bite. Langara, 2021

Wordy: If people look at the flowers, they'll see that the color of the flowers is quite bright.

Concise: The flowers are brightly coloured. Langara, 2021

Wordy: The president was supportive of the council's plans.

Concise: The president supported the council's plans. Langara, 2021

Wordy: She really is trying very hard to quit smoking completely.

Concise: She is trying hard to quit smoking. Langara, 2021

Wordy: I am writing you this email to let you know that I will not be coming into work on Friday, September 23.

Concise: I will not be coming into work on Friday, September 23. Langara, 2021

Wordy: It is because Bob likes bananas that he eats them every day.

Concise: Bob eats bananas every day because he likes them Langara, 2021

Bibliography

- 4syllables (2021). *Concise writing exercises*. URL: <https://4syllables.com.au/resources/writing-exercises-concise/>.
- Adam and Ben Long (2013). *Hemingway Editor*. URL: <https://hemingwayapp.com/>.
- Agirre, Eneko et al. (June 2009). “A Study on Similarity and Relatedness Using Distributional and WordNet-based Approaches”. In: *Proceedings of Human Language Technologies: The 2009 Annual Conference of the North American Chapter of the Association for Computational Linguistics*. Boulder, Colorado: Association for Computational Linguistics, pp. 19–27. URL: <https://aclanthology.org/N09-1003>.
- Aiello, Luca Maria et al. (2013). “Sensing Trending Topics in Twitter”. In: *IEEE Transactions on Multimedia* 15.6, pp. 1268–1282. DOI: [10.1109/TMM.2013.2265080](https://doi.org/10.1109/TMM.2013.2265080).
- Allerton, D.J. (1969). “The sentence as a linguistic unit”. In: *Lingua* 22, pp. 27–46. ISSN: 0024-3841. DOI: [https://doi.org/10.1016/0024-3841\(69\)90042-4](https://doi.org/10.1016/0024-3841(69)90042-4). URL: <https://www.sciencedirect.com/science/article/pii/0024384169900424>.
- Allison, Lloyd and Trevor I. Dix (1986). “A bit-string longest-common-subsequence algorithm”. In: *Information Processing Letters* 23.5, pp. 305–310. ISSN: 0020-0190. DOI: [https://doi.org/10.1016/0020-0190\(86\)90091-8](https://doi.org/10.1016/0020-0190(86)90091-8). URL: <https://www.sciencedirect.com/science/article/pii/0020019086900918>.
- Altinel, Berna and Murat Can Ganiz (2018). “Semantic text classification: A survey of past and recent advances”. In: *Information Processing & Management* 54.6, pp. 1129–1153. ISSN: 0306-4573. DOI: <https://doi.org/10.1016/j.ipm.2018.08.001>. URL: <https://www.sciencedirect.com/science/article/pii/S0306457317305757>.
- Alzantot, Moustafa et al. (Oct. 2018). “Generating Natural Language Adversarial Examples”. In: *Proceedings of the 2018 Conference on Empirical Methods in Natural Language Processing*.

- Brussels, Belgium: Association for Computational Linguistics, pp. 2890–2896. DOI: [10.18653/v1/D18-1316](https://doi.org/10.18653/v1/D18-1316). URL: <https://aclanthology.org/D18-1316>.
- Amati, Giambattista et al. (2021). “Topic Modeling by Community Detection Algorithms”. In: *Proceedings of the 2021 Workshop on Open Challenges in Online Social Networks*. OASIS '21. Virtual Event, Ireland: Association for Computing Machinery, pp. 15–20. ISBN: 9781450386326. DOI: [10.1145/3472720.3483622](https://doi.org/10.1145/3472720.3483622). URL: <https://doi.org/10.1145/3472720.3483622>.
- Amer, Ali A. and Hassan I. Abdalla (Sept. 2020). “A set theory based similarity measure for text clustering and classification”. In: *Journal of Big Data* 7.1, p. 74. ISSN: 2196-1115. DOI: [10.1186/s40537-020-00344-3](https://doi.org/10.1186/s40537-020-00344-3). URL: <https://doi.org/10.1186/s40537-020-00344-3>.
- Amir, Samir, Adrian Tanasescu, and Djamel A. Zighed (June 2017). “Sentence similarity based on semantic kernels for intelligent text retrieval”. In: *Journal of Intelligent Information Systems* 48.3, pp. 675–689. ISSN: 1573-7675. DOI: [10.1007/s10844-016-0434-3](https://doi.org/10.1007/s10844-016-0434-3). URL: <https://doi.org/10.1007/s10844-016-0434-3>.
- Antioch University, Virtual Writing Center (n.d.). *The paramedic method*. URL: <https://www.antioch.edu/wp-content/uploads/2017/02/VWC-The-Paramedic-Method.pdf>.
- Aresearchguide.com (July 2018). *Using concise in a sentence: Writing guide*. URL: <https://www.aresearchguide.com/concise-in-a-sentence.html>.
- Arkansas State University, Online Writing Center (n.d.). *Statement of Purpose*. URL: <https://www.astate.edu/a/global-initiatives/online/a-state-online-services/online-writing-center/student-resources/Statement%5C%20of%5C%20Purpose%5C%20final.pdf>.
- Bae, Sanghwan et al. (Nov. 2019). “Summary Level Training of Sentence Rewriting for Abstractive Summarization”. In: *Proceedings of the 2nd Workshop on New Frontiers in Summarization*. Hong Kong, China: Association for Computational Linguistics, pp. 10–20. DOI: [10.18653/v1/D19-5402](https://doi.org/10.18653/v1/D19-5402). URL: <https://aclanthology.org/D19-5402>.

- Bagheri, Ayoub et al. (Oct. 2020). “ETM: Enrichment by topic modeling for automated clinical sentence classification to detect patients’ disease history”. In: *Journal of Intelligent Information Systems* 55.2, pp. 329–349. ISSN: 1573-7675. DOI: [10.1007/s10844-020-00605-w](https://doi.org/10.1007/s10844-020-00605-w). URL: <https://doi.org/10.1007/s10844-020-00605-w>.
- Bahdanau, Dzmitry, Kyunghyun Cho, and Yoshua Bengio (2015). “Neural Machine Translation by Jointly Learning to Align and Translate”. In: *3rd International Conference on Learning Representations, ICLR 2015, San Diego, CA, USA, May 7-9, 2015, Conference Track Proceedings*. Ed. by Yoshua Bengio and Yann LeCun. URL: <http://arxiv.org/abs/1409.0473>.
- Banerjee, Satanjeev and Alon Lavie (June 2005). “METEOR: An Automatic Metric for MT Evaluation with Improved Correlation with Human Judgments”. In: *Proceedings of the ACL Workshop on Intrinsic and Extrinsic Evaluation Measures for Machine Translation and/or Summarization*. Ann Arbor, Michigan: Association for Computational Linguistics, pp. 65–72. URL: <https://aclanthology.org/W05-0909>.
- Banerjee, Satanjeev and Ted Pedersen (2003). “Extended Gloss Overlaps as a Measure of Semantic Relatedness”. In: *Proceedings of the 18th International Joint Conference on Artificial Intelligence. IJCAI’03*. Acapulco, Mexico: Morgan Kaufmann Publishers Inc., pp. 805–810.
- Bär, Daniel, Chris Biemann, et al. (July 2012). “UKP: Computing Semantic Textual Similarity by Combining Multiple Content Similarity Measures”. In: **SEM 2012: The First Joint Conference on Lexical and Computational Semantics – Volume 1: Proceedings of the main conference and the shared task, and Volume 2: Proceedings of the Sixth International Workshop on Semantic Evaluation (SemEval 2012)*. Montréal, Canada: Association for Computational Linguistics, pp. 435–440. URL: <https://aclanthology.org/S12-1059>.
- Bär, Daniel, Torsten Zesch, and Iryna Gurevych (Sept. 2011). “A Reflective View on Text Similarity”. In: *Proceedings of the International Conference Recent Advances in Natural Language Processing 2011*. Hissar, Bulgaria: Association for Computational Linguistics, pp. 515–520. URL: <https://aclanthology.org/R11-1071>.

- Bär, Daniel, Torsten Zesch, and Iryna Gurevych (Dec. 2012). “Text Reuse Detection using a Composition of Text Similarity Measures”. In: *Proceedings of COLING 2012*. Mumbai, India: The COLING 2012 Organizing Committee, pp. 167–184. URL: <https://aclanthology.org/C12-1011>.
- (Jan. 2015). *Composing Measures for Computing Text Similarity*. en. Tech. rep. Darmstadt, Germany. URL: <http://tuprints.ulb.tu-darmstadt.de/4342/>.
- Barbon Jr, Sylvio, Gabriel Marques Tavares, and Guilherme Sakaji Kido (Mar. 2017). “Artificial and Natural Topic Detection in Online Social Networks”. In: *iSys - Brazilian Journal of Information Systems* 10.1, pp. 80–98. DOI: [10.5753/isys.2017.329](https://doi.org/10.5753/isys.2017.329). URL: <https://sol.sbc.org.br/journals/index.php/isys/article/view/329>.
- Barkman, Jan Johannes et al. (1969). “Phytosociology and ecology of cryptogamic epiphytes (including a taxonomic survey and description of their vegetation units in Europe).” In: *Phytosociology and ecology of cryptogamic epiphytes (including a taxonomic survey and description of their vegetation units in Europe)*.
- Barry, Adam E. et al. (2018). “Alcohol Advertising on Twitter—A Topic Model”. In: *American Journal of Health Education* 49.4, pp. 256–263. DOI: [10.1080/19325037.2018.1473180](https://doi.org/10.1080/19325037.2018.1473180). eprint: <https://doi.org/10.1080/19325037.2018.1473180>. URL: <https://doi.org/10.1080/19325037.2018.1473180>.
- Behjati, Melika et al. (2019). “Universal Adversarial Attacks on Text Classifiers”. In: *ICASSP 2019 - 2019 IEEE International Conference on Acoustics, Speech and Signal Processing (ICASSP)*, pp. 7345–7349. DOI: [10.1109/ICASSP.2019.8682430](https://doi.org/10.1109/ICASSP.2019.8682430).
- Beltagy, Iz, Kyle Lo, and Arman Cohan (Nov. 2019). “SciBERT: A Pretrained Language Model for Scientific Text”. In: *Proceedings of the 2019 Conference on Empirical Methods in Natural Language Processing and the 9th International Joint Conference on Natural Language Processing (EMNLP-IJCNLP)*. Hong Kong, China: Association for Computational Linguistics, pp. 3615–3620. DOI: [10.18653/v1/D19-1371](https://doi.org/10.18653/v1/D19-1371). URL: <https://aclanthology.org/D19-1371>.
- Berkeley, Student Learning Center (n.d.). *Nine basic ways to improve your style in academic writing*. URL: <https://slc.berkeley.edu/writing-worksheets-and->

[other-writing-resources/nine-basic-ways-improve-your-style-academic-writing](#).

Bertossi, Leopoldo E., Georg Gottlob, and Reinhard Pichler (2018). “Datalog: Bag Semantics via Set Semantics”. In: *CoRR* abs/1803.06445. arXiv: 1803.06445. URL: <http://arxiv.org/abs/1803.06445>.

Beyer, Kevin et al. (1999). “When Is “Nearest Neighbor” Meaningful?” In: *Database Theory — ICDT’99*. Ed. by Catriel Beeri and Peter Buneman. Berlin, Heidelberg: Springer Berlin Heidelberg, pp. 217–235. ISBN: 978-3-540-49257-3.

Bhagat, Rahul and Eduard Hovy (Sept. 2013). “Squibs: What Is a Paraphrase?” In: *Computational Linguistics* 39.3, pp. 463–472. DOI: 10.1162/COLI_a_00166. URL: <https://aclanthology.org/J13-3001>.

Bhandari, Manik et al. (Dec. 2020). “Metrics also Disagree in the Low Scoring Range: Revisiting Summarization Evaluation Metrics”. In: *Proceedings of the 28th International Conference on Computational Linguistics*. Barcelona, Spain (Online): International Committee on Computational Linguistics, pp. 5702–5711. DOI: 10.18653/v1/2020.coling-main.501. URL: <https://aclanthology.org/2020.coling-main.501>.

Bhat, Muzafar Rasool et al. (2020). “Deep LDA : A new way to topic model”. In: *Journal of Information and Optimization Sciences* 41.3, pp. 823–834. DOI: 10.1080/02522667.2019.1616911. eprint: <https://doi.org/10.1080/02522667.2019.1616911>. URL: <https://doi.org/10.1080/02522667.2019.1616911>.

Bizer, Christian et al. (2009). “DBpedia - A crystallization point for the Web of Data”. In: *Journal of Web Semantics* 7.3. The Web of Data, pp. 154–165. ISSN: 1570-8268. DOI: <https://doi.org/10.1016/j.websem.2009.07.002>. URL: <https://www.sciencedirect.com/science/article/pii/S1570826809000225>.

Blank, J. and K. Deb (2020). “pymoo: Multi-Objective Optimization in Python”. In: *IEEE Access* 8, pp. 89497–89509.

Blei, David M., Andrew Y. Ng, and Michael I. Jordan (2003). “Latent Dirichlet Allocation”. In: *J. Mach. Learn. Res.* 3, pp. 993–1022. URL: <http://jmlr.org/papers/v3/blei03a.html>.

- Blevins, Cameron (Apr. 2010). *Topic modeling Martha Ballard's diary: Cameron Blevins*.
URL: <http://historying.org/2010/04/01/topic-modeling-martha-ballards-diary/>.
- Blondel, Vincent D et al. (Oct. 2008). “Fast unfolding of communities in large networks”. In: *Journal of Statistical Mechanics: Theory and Experiment* 2008.10, P10008. DOI: [10.1088/1742-5468/2008/10/p10008](https://doi.org/10.1088/1742-5468/2008/10/p10008). URL: <https://doi.org/10.1088/1742-5468/2008/10/p10008>.
- Blough, Donald S (2001). “The perception of similarity”. In: *Avian visual cognition* 6, pp. 23–25.
URL: <https://pigeon.psy.tufts.edu/avc/dblough/default.htm>.
- Böhm, Florian et al. (Nov. 2019). “Better Rewards Yield Better Summaries: Learning to Summarise Without References”. In: *Proceedings of the 2019 Conference on Empirical Methods in Natural Language Processing and the 9th International Joint Conference on Natural Language Processing (EMNLP-IJCNLP)*. Hong Kong, China: Association for Computational Linguistics, pp. 3110–3120. DOI: [10.18653/v1/D19-1307](https://aclanthology.org/D19-1307). URL: <https://aclanthology.org/D19-1307>.
- Bojanowski, Piotr et al. (2017). “Enriching Word Vectors with Subword Information”. In: *Transactions of the Association for Computational Linguistics* 5, pp. 135–146. DOI: [10.1162/tacl_a_00051](https://aclanthology.org/Q17-1010). URL: <https://aclanthology.org/Q17-1010>.
- Bollegala, Danushka, Yutaka Matsuo, and Mitsuru Ishizuka (2007). “Measuring Semantic Similarity between Words Using Web Search Engines”. In: *Proceedings of the 16th International Conference on World Wide Web. WWW '07*. Banff, Alberta, Canada: Association for Computing Machinery, pp. 757–766. ISBN: 9781595936547. DOI: [10.1145/1242572.1242675](https://doi.org/10.1145/1242572.1242675). URL: <https://doi.org/10.1145/1242572.1242675>.
- Bos, Johan (2008). “Wide-Coverage Semantic Analysis with Boxer”. In: *Semantics in Text Processing. STEP 2008 Conference Proceedings*. College Publications, pp. 277–286. URL: <https://aclanthology.org/W08-2222>.

- Bos, Johan and Katja Markert (Oct. 2005). “Recognising Textual Entailment with Logical Inference”. In: *Proceedings of Human Language Technology Conference and Conference on Empirical Methods in Natural Language Processing*. Vancouver, British Columbia, Canada: Association for Computational Linguistics, pp. 628–635. URL: <https://aclanthology.org/H05-1079>.
- Bosc, Tom and Pascal Vincent (Oct. 2018). “Auto-Encoding Dictionary Definitions into Consistent Word Embeddings”. In: *Proceedings of the 2018 Conference on Empirical Methods in Natural Language Processing*. Brussels, Belgium: Association for Computational Linguistics, pp. 1522–1532. DOI: [10.18653/v1/D18-1181](https://doi.org/10.18653/v1/D18-1181). URL: <https://aclanthology.org/D18-1181>.
- Bowman, Samuel R. et al. (Sept. 2015). “A large annotated corpus for learning natural language inference”. In: *Proceedings of the 2015 Conference on Empirical Methods in Natural Language Processing*. Lisbon, Portugal: Association for Computational Linguistics, pp. 632–642. DOI: [10.18653/v1/D15-1075](https://doi.org/10.18653/v1/D15-1075). URL: <https://aclanthology.org/D15-1075>.
- Brand, Matthew (2002). “Incremental Singular Value Decomposition of Uncertain Data with Missing Values”. In: *Computer Vision — ECCV 2002*. Ed. by Anders Heyden et al. Berlin, Heidelberg: Springer Berlin Heidelberg, pp. 707–720. ISBN: 978-3-540-47969-7.
- Brigham Young University, Research & Writing Center (n.d.). *Concise Writing*. URL: <https://rwc.byu.edu/files/2019/08/Concise-Writing.pdf>.
- Brilhante, Igo Ramalho et al. (2015). “On planning sightseeing tours with TripBuilder”. In: *Information Processing & Management* 51.2, pp. 1–15. ISSN: 0306-4573. DOI: <https://doi.org/10.1016/j.ipm.2014.10.003>. URL: <https://www.sciencedirect.com/science/article/pii/S0306457314000922>.
- Budanitsky, Alexander and Graeme Hirst (2006). “Evaluating WordNet-based Measures of Lexical Semantic Relatedness”. In: *Computational Linguistics* 32.1, pp. 13–47. DOI: [10.1162/coli.2006.32.1.13](https://doi.org/10.1162/coli.2006.32.1.13). URL: <https://aclanthology.org/J06-1003>.
- Bui, Tien-Cuong et al. (2021). “Generative Pre-training for Paraphrase Generation by Representing and Predicting Spans in Exemplars”. In: *2021 IEEE International Conference on Big Data and Smart Computing (BigComp)*. IEEE, pp. 83–90.

- Butte College, Center for Academic Success (n.d.). *How to write clearly: Using precise and concise language*. URL: http://www.butte.edu/departments/cas/tipsheets/style_purpose_strategy/writing_clearly.html.
- Callison-Burch, Chris, Miles Osborne, and Philipp Koehn (Apr. 2006). “Re-evaluating the Role of Bleu in Machine Translation Research”. In: *11th Conference of the European Chapter of the Association for Computational Linguistics*. Trento, Italy: Association for Computational Linguistics, pp. 249–256. URL: <https://aclanthology.org/E06-1032>.
- Camacho-Collados, Jose and Mohammad Taher Pilehvar (Sept. 2018). “From Word to Sense Embeddings: A Survey on Vector Representations of Meaning”. In: *J. Artif. Int. Res.* 63.1, pp. 743–788. ISSN: 1076-9757. DOI: [10.1613/jair.1.11259](https://doi.org/10.1613/jair.1.11259). URL: <https://doi.org/10.1613/jair.1.11259>.
- Cao, Bokai et al. (2015). “Inferring crowd-sourced venues for tweets”. In: *2015 IEEE International Conference on Big Data (Big Data)*, pp. 639–648. DOI: [10.1109/BigData.2015.7363808](https://doi.org/10.1109/BigData.2015.7363808).
- Cao, Ruisheng et al. (July 2020). “Unsupervised Dual Paraphrasing for Two-stage Semantic Parsing”. In: *Proceedings of the 58th Annual Meeting of the Association for Computational Linguistics*. Online: Association for Computational Linguistics, pp. 6806–6817. DOI: [10.18653/v1/2020.acl-main.608](https://doi.org/10.18653/v1/2020.acl-main.608). URL: <https://aclanthology.org/2020.acl-main.608>.
- Cao, Xiaoyu and Neil Zhenqiang Gong (2017). “Mitigating Evasion Attacks to Deep Neural Networks via Region-based Classification”. In: *Proceedings of the 33rd Annual Computer Security Applications Conference, Orlando, FL, USA, December 4-8, 2017*. ACM, pp. 278–287. DOI: [10.1145/3134600.3134606](https://doi.org/10.1145/3134600.3134606). URL: <https://doi.org/10.1145/3134600.3134606>.
- Carlini, Nicholas and David Wagner (2017). “Adversarial Examples Are Not Easily Detected: Bypassing Ten Detection Methods”. In: *Proceedings of the 10th ACM Workshop on Artificial Intelligence and Security*. New York, NY, USA: Association for Computing Machinery, pp. 3–14. ISBN: 9781450352024. URL: <https://doi.org/10.1145/3128572.3140444>.

- Carlson, Lynn, Daniel Marcu, and Mary Ellen Okurowski (2003). “Building a discourse-tagged corpus in the framework of rhetorical structure theory”. In: *Current and new directions in discourse and dialogue*. Springer, pp. 85–112.
- Carnegie Mellon University, Student Academic Success Center (n.d.). *Identify where your sentence is too wordy*. URL: <https://www.cmu.edu/student-success/other-resources/handouts/comm-supp-pdfs/creating-concise-sentences.pdf>.
- Carroll, John et al. (June 1999). “Simplifying Text for Language-Impaired Readers”. In: *Ninth Conference of the European Chapter of the Association for Computational Linguistics*. Bergen, Norway: Association for Computational Linguistics, pp. 269–270. URL: <https://aclanthology.org/E99-1042>.
- Cer, Daniel, Mona Diab, et al. (Aug. 2017). “SemEval-2017 Task 1: Semantic Textual Similarity Multilingual and Crosslingual Focused Evaluation”. In: *Proceedings of the 11th International Workshop on Semantic Evaluation (SemEval-2017)*. Vancouver, Canada: Association for Computational Linguistics, pp. 1–14. DOI: [10.18653/v1/S17-2001](https://doi.org/10.18653/v1/S17-2001). URL: <https://aclanthology.org/S17-2001>.
- Cer, Daniel, Yinfei Yang, Sheng-yi Kong, et al. (2018). “Universal Sentence Encoder”. In: *CoRR abs/1803.11175*. arXiv: [1803.11175](https://arxiv.org/abs/1803.11175). URL: <http://arxiv.org/abs/1803.11175>.
- Cer, Daniel, Yinfei Yang, Sheng-yi Kong, et al. (Nov. 2018). “Universal Sentence Encoder for English”. In: *Proceedings of the 2018 Conference on Empirical Methods in Natural Language Processing: System Demonstrations*. Brussels, Belgium: Association for Computational Linguistics, pp. 169–174. DOI: [10.18653/v1/D18-2029](https://doi.org/10.18653/v1/D18-2029). URL: <https://aclanthology.org/D18-2029>.
- Chaganty, Arun, Stephen Mussmann, and Percy Liang (July 2018). “The price of debiasing automatic metrics in natural language evaluation”. In: *Proceedings of the 56th Annual Meeting of the Association for Computational Linguistics (Volume 1: Long Papers)*. Melbourne, Australia: Association for Computational Linguistics, pp. 643–653. DOI: [10.18653/v1/P18-1060](https://doi.org/10.18653/v1/P18-1060). URL: <https://aclanthology.org/P18-1060>.

- Chandrasekar, R., Christine Doran, and B. Srinivas (1996). “Motivations and Methods for Text Simplification”. In: *COLING 1996 Volume 2: The 16th International Conference on Computational Linguistics*. URL: <https://aclanthology.org/C96-2183>.
- Chandrasekaran, Dhivya and Vijay Mago (Feb. 2021). “Evolution of Semantic Similarity—A Survey”. In: *ACM Comput. Surv.* 54.2. ISSN: 0360-0300. DOI: [10.1145/3440755](https://doi.org/10.1145/3440755). URL: <https://doi.org/10.1145/3440755>.
- Chen, Boxing, Roland Kuhn, and Samuel Larkin (July 2012). “PORT: a Precision-Order-Recall MT Evaluation Metric for Tuning”. In: *Proceedings of the 50th Annual Meeting of the Association for Computational Linguistics (Volume 1: Long Papers)*. Jeju Island, Korea: Association for Computational Linguistics, pp. 930–939. URL: <https://aclanthology.org/P12-1098>.
- Chen, Kai et al. (2020). “A survey on adversarial examples in deep learning”. In: *Journal on Big Data* 2.2, p. 71.
- Chen, Qian et al. (July 2017). “Enhanced LSTM for Natural Language Inference”. In: *Proceedings of the 55th Annual Meeting of the Association for Computational Linguistics (Volume 1: Long Papers)*. Vancouver, Canada: Association for Computational Linguistics, pp. 1657–1668. DOI: [10.18653/v1/P17-1152](https://doi.org/10.18653/v1/P17-1152). URL: <https://aclanthology.org/P17-1152>.
- Chen, Tongfei et al. (July 2020). “Uncertain Natural Language Inference”. In: *Proceedings of the 58th Annual Meeting of the Association for Computational Linguistics*. Online: Association for Computational Linguistics, pp. 8772–8779. DOI: [10.18653/v1/2020.acl-main.774](https://doi.org/10.18653/v1/2020.acl-main.774). URL: <https://aclanthology.org/2020.acl-main.774>.
- Chen, Yan et al. (2013). “Emerging Topic Detection for Organizations from Microblogs”. In: *Proceedings of the 36th International ACM SIGIR Conference on Research and Development in Information Retrieval*. SIGIR ’13. Dublin, Ireland: Association for Computing Machinery, pp. 43–52. ISBN: 9781450320344. DOI: [10.1145/2484028.2484057](https://doi.org/10.1145/2484028.2484057). URL: <https://doi.org/10.1145/2484028.2484057>.
- Chen, Yen-Chun and Mohit Bansal (July 2018). “Fast Abstractive Summarization with Reinforce-Selected Sentence Rewriting”. In: *Proceedings of the 56th Annual Meeting of the Association for Computational Linguistics (Volume 1: Long Papers)*. Melbourne, Australia: Association

- for Computational Linguistics, pp. 675–686. DOI: [10.18653/v1/P18-1063](https://doi.org/10.18653/v1/P18-1063). URL: <https://aclanthology.org/P18-1063>.
- Chopra, Sumit, Michael Auli, and Alexander M. Rush (June 2016). “Abstractive Sentence Summarization with Attentive Recurrent Neural Networks”. In: *Proceedings of the 2016 Conference of the North American Chapter of the Association for Computational Linguistics: Human Language Technologies*. San Diego, California: Association for Computational Linguistics, pp. 93–98. DOI: [10.18653/v1/N16-1012](https://doi.org/10.18653/v1/N16-1012). URL: <https://aclanthology.org/N16-1012>.
- Chow, Julian, Lucia Specia, and Pranava Madhyastha (Aug. 2019). “WMDO: Fluency-based Word Mover’s Distance for Machine Translation Evaluation”. In: *Proceedings of the Fourth Conference on Machine Translation (Volume 2: Shared Task Papers, Day 1)*. Florence, Italy: Association for Computational Linguistics, pp. 494–500. DOI: [10.18653/v1/W19-5356](https://doi.org/10.18653/v1/W19-5356). URL: <https://aclanthology.org/W19-5356>.
- Chowdhery, Aakanksha et al. (2022). “PaLM: Scaling Language Modeling with Pathways”. In: *CoRR* abs/2204.02311. DOI: [10.48550/arXiv.2204.02311](https://doi.org/10.48550/arXiv.2204.02311). arXiv: [2204.02311](https://arxiv.org/abs/2204.02311). URL: <https://doi.org/10.48550/arXiv.2204.02311>.
- Cilibrasi, Rudi L. and Paul M.B. Vitanyi (2007). “The Google Similarity Distance”. In: *IEEE Transactions on Knowledge and Data Engineering* 19.3, pp. 370–383. DOI: [10.1109/TKDE.2007.48](https://doi.org/10.1109/TKDE.2007.48).
- City University of Hong Kong, UGC ICOSA Project (n.d.). *Concise writing – package 2*. URL: https://www.lc.cityu.edu.hk/ELSS/Resource/Concise_writing_-_package_2/.
- Clarke, James and Mirella Lapata (July 2006a). “Constraint-Based Sentence Compression: An Integer Programming Approach”. In: *Proceedings of the COLING/ACL 2006 Main Conference Poster Sessions*. Sydney, Australia: Association for Computational Linguistics, pp. 144–151. URL: <https://aclanthology.org/P06-2019>.

- (July 2006b). “Models for Sentence Compression: A Comparison across Domains, Training Requirements and Evaluation Measures”. In: *Proceedings of the 21st International Conference on Computational Linguistics and 44th Annual Meeting of the Association for Computational Linguistics*. Sydney, Australia: Association for Computational Linguistics, pp. 377–384. DOI: [10.3115/1220175.1220223](https://doi.org/10.3115/1220175.1220223). URL: <https://aclanthology.org/P06-1048>.
- Cohan, Arman and Nazli Goharian (2016). “Revisiting Summarization Evaluation for Scientific Articles”. In: *Proceedings of the Tenth International Conference on Language Resources and Evaluation LREC 2016, Portorož, Slovenia, May 23-28, 2016*. Ed. by Nicoletta Calzolari et al. European Language Resources Association (ELRA). URL: <http://www.lrec-conf.org/proceedings/lrec2016/summaries/1144.html>.
- Cohn, Trevor and Mirella Lapata (Aug. 2008). “Sentence Compression Beyond Word Deletion”. In: *Proceedings of the 22nd International Conference on Computational Linguistics (Coling 2008)*. Manchester, UK: Coling 2008 Organizing Committee, pp. 137–144. URL: <https://aclanthology.org/C08-1018>.
- College of Saint Benedict & Saint John’s University, Writing Centers (n.d.). *Writing concise sentences*. URL: <https://www.csbsju.edu/Documents/Writing%5C%20Centers/concise%5C%20sentences.pdf>.
- College of San Mateo, The Writing Center (n.d.). *Tutorial 14: Writing concisely*. URL: https://www.collegeofsanmateo.edu/writing/tutorials/14_PS_WritingConcisely_Final.pdf.
- Collins, Michael and Nigel Duffy (July 2002). “New Ranking Algorithms for Parsing and Tagging: Kernels over Discrete Structures, and the Voted Perceptron”. In: *Proceedings of the 40th Annual Meeting of the Association for Computational Linguistics*. Philadelphia, Pennsylvania, USA: Association for Computational Linguistics, pp. 263–270. DOI: [10.3115/1073083.1073128](https://doi.org/10.3115/1073083.1073128). URL: <https://aclanthology.org/P02-1034>.
- Collins, Ross (n.d.). *Editorial Processes*. URL: <https://www.ndsu.edu/pubweb/~rcollins/313editing/leads.htm>.

- Colwell, D. J. and J. R. Gillett (1982). “Spearman versus Kendall”. In: *The Mathematical Gazette* 66.438, pp. 307–309. DOI: [10.2307/3615525](https://doi.org/10.2307/3615525).
- Commnet (n.d.). *The Guide to Grammar and Writing*. URL: <http://grammar.ccc.commnet.edu/grammar/concise.htm>.
- Conneau, Alexis et al. (Sept. 2017). “Supervised Learning of Universal Sentence Representations from Natural Language Inference Data”. In: *Proceedings of the 2017 Conference on Empirical Methods in Natural Language Processing*. Copenhagen, Denmark: Association for Computational Linguistics, pp. 670–680. DOI: [10.18653/v1/D17-1070](https://doi.org/10.18653/v1/D17-1070). URL: <https://aclanthology.org/D17-1070>.
- Cooper, Robin et al. (1996). *Using the framework*. Tech. rep. Technical Report LRE 62-051 D-16, The FraCaS Consortium.
- Cormen, Thomas H. et al. (2009). *Introduction to Algorithms, 3rd Edition*. MIT Press. ISBN: 978-0-262-03384-8. URL: <http://mitpress.mit.edu/books/introduction-algorithms>.
- Coster, William and David Kauchak (June 2011). “Simple English Wikipedia: A New Text Simplification Task”. In: *Proceedings of the 49th Annual Meeting of the Association for Computational Linguistics: Human Language Technologies*. Portland, Oregon, USA: Association for Computational Linguistics, pp. 665–669. URL: <https://aclanthology.org/P11-2117>.
- CTVNews (Sept. 2012). *Danone to settle lawsuit over activia yogurt, Danactive Health claims*. URL: <https://www.ctvnews.ca/health/health-headlines/danone-to-settle-lawsuit-over-activia-yogurt-danactive-health-claims-1.971371?cache=%3FclipId%3D375756>.
- Dagan, Ido (1999). “Contextual word similarity”. In: *Handbook of Natural Language Processing*, Chapter–19.
- Dagan, Ido, Oren Glickman, and Bernardo Magnini (2006). “The PASCAL Recognising Textual Entailment Challenge”. In: *Machine Learning Challenges. Evaluating Predictive Uncertainty*,

- Visual Object Classification, and Recognising Tectual Entailment*. Ed. by Joaquin Quiñonero-Candela et al. Berlin, Heidelberg: Springer Berlin Heidelberg, pp. 177–190. ISBN: 978-3-540-33428-6.
- Dagan, Ido, Shaul Marcus, and Shaul Markovitch (June 1993). “Contextual Word Similarity and Estimation From Sparse Data”. In: *31st Annual Meeting of the Association for Computational Linguistics*. Columbus, Ohio, USA: Association for Computational Linguistics, pp. 164–171. DOI: [10.3115/981574.981596](https://doi.org/10.3115/981574.981596). URL: <https://aclanthology.org/P93-1022>.
- Dahal, Biraj, Sathish A. P. Kumar, and Zhenlong Li (June 2019). “Topic modeling and sentiment analysis of global climate change tweets”. In: *Social Network Analysis and Mining* 9.1, p. 24. ISSN: 1869-5469. DOI: [10.1007/s13278-019-0568-8](https://doi.org/10.1007/s13278-019-0568-8). URL: <https://doi.org/10.1007/s13278-019-0568-8>.
- Dai, Xiangfeng, Marwan Bikdash, and Bradley Meyer (2017). “From social media to public health surveillance: Word embedding based clustering method for twitter classification”. In: *SoutheastCon 2017*, pp. 1–7. DOI: [10.1109/SECON.2017.7925400](https://doi.org/10.1109/SECON.2017.7925400).
- De Marneffe, Marie-Catherine and Christopher D Manning (2008). *Stanford typed dependencies manual*. Tech. rep. Technical report, Stanford University.
- De Smet, Wim and Marie-Francine Moens (2009). “Cross-Language Linking of News Stories on the Web Using Interlingual Topic Modelling”. In: *Proceedings of the 2nd ACM Workshop on Social Web Search and Mining*. SWSM '09. Hong Kong, China: Association for Computing Machinery, pp. 57–64. ISBN: 9781605588063. DOI: [10.1145/1651437.1651447](https://doi.org/10.1145/1651437.1651447). URL: <https://doi.org/10.1145/1651437.1651447>.
- Deerwester, Scott et al. (1990). “Indexing by latent semantic analysis”. In: *Journal of the American Society for Information Science* 41.6, pp. 391–407. DOI: [10.1002/\(SICI\)1097-4571\(199009\)41:6<391::AID-ASI1>3.0.CO;2-9](https://doi.org/10.1002/(SICI)1097-4571(199009)41:6<391::AID-ASI1>3.0.CO;2-9). eprint: <https://asistdl.onlinelibrary.wiley.com/doi/pdf/10.1002/%28SICI%291097-4571%28199009%2941%3A6%3C391%3A%3AAID-ASI1%3E3.0.CO%3B2-9>. URL: <https://asistdl.onlinelibrary.wiley.com/doi/pdf/10.1002/%28SICI%291097-4571%28199009%2941%3A6%3C391%3A%3AAID-ASI1%3E3.0.CO%3B2-9>.

[com/doi/abs/10.1002/%28SICI%291097-4571%28199009%2941%3A6%3C391%3A%3AAID-ASII%3E3.0.CO%3B2-9](https://doi.org/10.1002/%28SICI%291097-4571%28199009%2941%3A6%3C391%3A%3AAID-ASII%3E3.0.CO%3B2-9).

- Demartines, Pierre (1994). “Analyse de données par réseaux de neurones auto-organisés”. PhD thesis. Grenoble INPG.
- Devlin, Jacob et al. (June 2019). “BERT: Pre-training of Deep Bidirectional Transformers for Language Understanding”. In: *Proceedings of the 2019 Conference of the North American Chapter of the Association for Computational Linguistics: Human Language Technologies, Volume 1 (Long and Short Papers)*. Minneapolis, Minnesota: Association for Computational Linguistics, pp. 4171–4186. DOI: [10.18653/v1/N19-1423](https://doi.org/10.18653/v1/N19-1423). URL: <https://aclanthology.org/N19-1423>.
- Dieng, Adji B., Francisco J. R. Ruiz, and David M. Blei (2020). “Topic Modeling in Embedding Spaces”. In: *Transactions of the Association for Computational Linguistics* 8, pp. 439–453. DOI: [10.1162/tacl_a_00325](https://doi.org/10.1162/tacl_a_00325). URL: <https://aclanthology.org/2020.tacl-1.29>.
- Ding, Campbell (July 2021). *Be concise*. URL: <https://emedia.rmit.edu.au/learninglab/content/be-concise>.
- Dinu, Liviu P and Marius Popescu (2009). “Ordinal measures in authorship identification”. In: *Proc. SEPLN*. Vol. 9, pp. 62–66.
- Doddington, George (2002). “Automatic Evaluation of Machine Translation Quality Using N-Gram Co-Occurrence Statistics”. In: *Proceedings of the Second International Conference on Human Language Technology Research*. HLT '02. San Diego, California: Morgan Kaufmann Publishers Inc., pp. 138–145.
- Dolan, Bill, Chris Brockett, and Chris Quirk (2005). “Microsoft research paraphrase corpus”. In: *Retrieved March 29.2008*, p. 63. URL: http://research.microsoft.com/research/nlp/msr_paraphrase.htm.
- Dong, Li et al. (2019). “Unified Language Model Pre-training for Natural Language Understanding and Generation”. In: *Advances in Neural Information Processing Systems 32: Annual Conference on Neural Information Processing Systems 2019, NeurIPS 2019, December 8-14, 2019, Vancouver, BC, Canada*. Ed. by Hanna M. Wallach et al., pp. 13042–

13054. URL: <https://proceedings.neurips.cc/paper/2019/hash/c20bb2d9a50d5ac1f713f8b34d9aac5a-Abstract.html>.
- Dou, Zi-Yi et al. (June 2021). “GSum: A General Framework for Guided Neural Abstractive Summarization”. In: *Proceedings of the 2021 Conference of the North American Chapter of the Association for Computational Linguistics: Human Language Technologies*. Online: Association for Computational Linguistics, pp. 4830–4842. DOI: [10.18653/v1/2021.naacl-main.384](https://doi.org/10.18653/v1/2021.naacl-main.384). URL: <https://aclanthology.org/2021.naacl-main.384>.
- Duke University, Thompson Writing Program (n.d.). *Revising for style: Clarity and conciseness*. URL: <https://twp.duke.edu/sites/twp.duke.edu/files/file-attachments/clarity-conciseness.original.pdf>.
- Echizen’ya, Hiroshi, Kenji Araki, and Eduard Hovy (June 2019). “Word Embedding-Based Automatic MT Evaluation Metric using Word Position Information”. In: *Proceedings of the 2019 Conference of the North American Chapter of the Association for Computational Linguistics: Human Language Technologies, Volume 1 (Long and Short Papers)*. Minneapolis, Minnesota: Association for Computational Linguistics, pp. 1874–1883. DOI: [10.18653/v1/N19-1186](https://doi.org/10.18653/v1/N19-1186). URL: <https://aclanthology.org/N19-1186>.
- Edgecase.com (2021). *Recent entries*. URL: <http://library.edgecase.com/concisewriting>.
- Elliott Celia, M (n.d.). *Making Verbs Work*. URL: <http://people.physics.illinois.edu/Celia/Verbs.pdf>.
- Englishgrammar.org (Aug. 2015). *Replace a phrase with a word*. URL: <https://www.englishgrammar.org/replace-phrase-word/>.
- Estes, William K (1955). “Statistical theory of spontaneous recovery and regression.” In: *Psychological review* 62.3. URL: <https://doi.org/10.1037/h0048509>.
- Fabbri, Alexander R. et al. (2021). “SummEval: Re-evaluating Summarization Evaluation”. In: *Transactions of the Association for Computational Linguistics* 9, pp. 391–409. DOI: [10.1162/tacl_a_00373](https://doi.org/10.1162/tacl_a_00373). URL: <https://aclanthology.org/2021.tacl-1.24>.

- Fact, Full (July 2019). “Report on the Facebook Third Party Fact Checking programme”. In: *London, Full Fact*. URL: <https://fullfact.org/media/uploads/tpfc-q1q2-2019.pdf>.
- Fader, Anthony, Luke Zettlemoyer, and Oren Etzioni (Aug. 2013). “Paraphrase-Driven Learning for Open Question Answering”. In: *Proceedings of the 51st Annual Meeting of the Association for Computational Linguistics (Volume 1: Long Papers)*. Sofia, Bulgaria: Association for Computational Linguistics, pp. 1608–1618. URL: <https://aclanthology.org/P13-1158>.
- Fellbaum, Christiane (2010). “WordNet”. In: *Theory and Applications of Ontology: Computer Applications*. Ed. by Roberto Poli, Michael Healy, and Achilles Kameas. Dordrecht: Springer Netherlands, pp. 231–243. ISBN: 978-90-481-8847-5. DOI: [10.1007/978-90-481-8847-5_10](https://doi.org/10.1007/978-90-481-8847-5_10). URL: https://doi.org/10.1007/978-90-481-8847-5_10.
- Ferret, Olivier (May 2010). “Testing Semantic Similarity Measures for Extracting Synonyms from a Corpus”. In: *Proceedings of the Seventh International Conference on Language Resources and Evaluation (LREC’10)*. Valletta, Malta: European Language Resources Association (ELRA). URL: http://www.lrec-conf.org/proceedings/lrec2010/pdf/815_Paper.pdf.
- Filighera, Anna, Sebastian Ochs, et al. (2022). “Cheating Automatic Short Answer Grading: On the Adversarial Usage of Adjectives and Adverbs”. In: *CoRR* abs/2201.08318. arXiv: [2201.08318](https://arxiv.org/abs/2201.08318). URL: <https://arxiv.org/abs/2201.08318>.
- Filighera, Anna, Tim Steuer, and Christoph Rensing (2020). “Fooling Automatic Short Answer Grading Systems”. In: *Artificial Intelligence in Education*. Ed. by Ig Ibert Bittencourt et al. Cham: Springer International Publishing, pp. 177–190. ISBN: 978-3-030-52237-7.
- Filippova, Katja, Enrique Alfonseca, et al. (Sept. 2015). “Sentence Compression by Deletion with LSTMs”. In: *Proceedings of the 2015 Conference on Empirical Methods in Natural Language Processing*. Lisbon, Portugal: Association for Computational Linguistics, pp. 360–368. DOI: [10.18653/v1/D15-1042](https://aclanthology.org/D15-1042). URL: <https://aclanthology.org/D15-1042>.
- Filippova, Katja and Yasemin Altun (Oct. 2013). “Overcoming the Lack of Parallel Data in Sentence Compression”. In: *Proceedings of the 2013 Conference on Empirical Methods in*

- Natural Language Processing*. Seattle, Washington, USA: Association for Computational Linguistics, pp. 1481–1491. URL: <https://aclanthology.org/D13-1155>.
- Firth, Katherine (June 2015). *10 tips for more concise writing*. URL: <https://researchinsiders.blog/2015/06/12/10-tips-for-more-concise-writing/>.
- Forgues, Gabriel et al. (2014). “Bootstrapping dialog systems with word embeddings”. In: *Nips, modern machine learning and natural language processing workshop*. Vol. 2, p. 168.
- Fortunato, Santo (2010). “Community detection in graphs”. In: *Physics Reports* 486.3, pp. 75–174. ISSN: 0370-1573. DOI: <https://doi.org/10.1016/j.physrep.2009.11.002>. URL: <https://www.sciencedirect.com/science/article/pii/S0370157309002841>.
- Fried, Daniel et al. (2014). “Analyzing the language of food on social media”. In: *2014 IEEE International Conference on Big Data (Big Data)*, pp. 778–783. DOI: [10.1109/BigData.2014.7004305](https://doi.org/10.1109/BigData.2014.7004305).
- Gabrilovich, Evgeniy and Shaul Markovitch (2007). “Computing Semantic Relatedness Using Wikipedia-Based Explicit Semantic Analysis”. In: *Proceedings of the 20th International Joint Conference on Artificial Intelligence. IJCAI’07*. Hyderabad, India: Morgan Kaufmann Publishers Inc., pp. 1606–1611.
- Ganitkevitch, Juri, Benjamin Van Durme, and Chris Callison-Burch (June 2013). “PPDB: The Paraphrase Database”. In: *Proceedings of the 2013 Conference of the North American Chapter of the Association for Computational Linguistics: Human Language Technologies*. Atlanta, Georgia: Association for Computational Linguistics, pp. 758–764. URL: <https://aclanthology.org/N13-1092>.
- Gao, Jian-Bo, Bao-Wen Zhang, and Xiao-Hua Chen (2015). “A WordNet-based semantic similarity measurement combining edge-counting and information content theory”. In: *Engineering Applications of Artificial Intelligence* 39, pp. 80–88. ISSN: 0952-1976. DOI: <https://doi.org/10.1016/j.engappai.2014.11.009>. URL: <https://www.sciencedirect.com/science/article/pii/S0952197614002814>.
- Gao, Wang et al. (Nov. 2019). “Incorporating word embeddings into topic modeling of short text”. In: *Knowledge and Information Systems* 61.2, pp. 1123–1145. ISSN: 0219-3116. DOI:

- 10.1007/s10115-018-1314-7. URL: <https://doi.org/10.1007/s10115-018-1314-7>.
- Gärdenfors, Peter (2000). *Conceptual spaces - the geometry of thought*. MIT Press. ISBN: 978-0-262-07199-4.
- Gehrmann, Sebastian, Tosin Adewumi, et al. (Aug. 2021). “The GEM Benchmark: Natural Language Generation, its Evaluation and Metrics”. In: *Proceedings of the 1st Workshop on Natural Language Generation, Evaluation, and Metrics (GEM 2021)*. Online: Association for Computational Linguistics, pp. 96–120. DOI: [10.18653/v1/2021.gem-1.10](https://doi.org/10.18653/v1/2021.gem-1.10). URL: <https://aclanthology.org/2021.gem-1.10>.
- Gehrmann, Sebastian, Yuntian Deng, and Alexander Rush (Oct. 2018). “Bottom-Up Abstractive Summarization”. In: *Proceedings of the 2018 Conference on Empirical Methods in Natural Language Processing*. Brussels, Belgium: Association for Computational Linguistics, pp. 4098–4109. DOI: [10.18653/v1/D18-1443](https://doi.org/10.18653/v1/D18-1443). URL: <https://aclanthology.org/D18-1443>.
- Geirhos, Robert et al. (2020). “Shortcut learning in deep neural networks”. In: *Nat. Mach. Intell.* 2.11, pp. 665–673. DOI: [10.1038/s42256-020-00257-z](https://doi.org/10.1038/s42256-020-00257-z). URL: <https://doi.org/10.1038/s42256-020-00257-z>.
- George, Yasmeen et al. (June 2021). “Real-time spatio-temporal event detection on geotagged social media”. In: *Journal of Big Data* 8.1, p. 91. ISSN: 2196-1115. DOI: [10.1186/s40537-021-00482-2](https://doi.org/10.1186/s40537-021-00482-2). URL: <https://doi.org/10.1186/s40537-021-00482-2>.
- George Mason University, The Writing Center (2021). *Writing concisely*. URL: <https://writingcenter.gmu.edu/guides/writing-concisely>.
- Georgetown University, Georgetown Law (n.d.). *Concise is nice! An aid for writing*. URL: <https://www.law.georgetown.edu/wp-content/uploads/2019/08/CONCISE-IS-NICE.pdf>.
- GMU, George Mason University (GMU) Writing Center (2021). *Using reduced relative clauses to write concisely*. URL: <https://writingcenter.gmu.edu/guides/using-reduced-relative-clauses-to-write-concisely>.

- Graham, Yvette (Sept. 2015). “Re-evaluating Automatic Summarization with BLEU and 192 Shades of ROUGE”. In: *Proceedings of the 2015 Conference on Empirical Methods in Natural Language Processing*. Lisbon, Portugal: Association for Computational Linguistics, pp. 128–137. DOI: [10.18653/v1/D15-1013](https://doi.org/10.18653/v1/D15-1013). URL: <https://aclanthology.org/D15-1013>.
- Gururangan, Suchin et al. (June 2018). “Annotation Artifacts in Natural Language Inference Data”. In: *Proceedings of the 2018 Conference of the North American Chapter of the Association for Computational Linguistics: Human Language Technologies, Volume 2 (Short Papers)*. New Orleans, Louisiana: Association for Computational Linguistics, pp. 107–112. DOI: [10.18653/v1/N18-2017](https://doi.org/10.18653/v1/N18-2017). URL: <https://aclanthology.org/N18-2017>.
- Gusfield, Dan (Dec. 1997). “Algorithms on Stings, Trees, and Sequences: Computer Science and Computational Biology”. In: *SIGACT News* 28.4, pp. 41–60. ISSN: 0163-5700. DOI: [10.1145/270563.571472](https://doi.org/10.1145/270563.571472). URL: <https://doi.org/10.1145/270563.571472>.
- Haim, R Bar et al. (2006). “The second pascal recognising textual entailment challenge”. In: *Proceedings of the Second PASCAL Challenges Workshop on Recognising Textual Entailment*. Vol. 7.
- Halder, Sajal et al. (2021). “Transformer-Based Multi-task Learning for Queuing Time Aware Next POI Recommendation”. In: *Advances in Knowledge Discovery and Data Mining*. Ed. by Kamal Karlapalem et al. Cham: Springer International Publishing, pp. 510–523. ISBN: 978-3-030-75765-6.
- Hamilton College, The Writing Center (n.d.). *Writing resources - eliminating Wordiness*. URL: <https://www.hamilton.edu/academics/centers/writing/writing-resources/eliminating-wordiness>.
- Han, Aaron L. F., Derek F. Wong, and Lidia S. Chao (Dec. 2012). “LEPOR: A Robust Evaluation Metric for Machine Translation with Augmented Factors”. In: *Proceedings of COLING 2012: Posters*. Mumbai, India: The COLING 2012 Organizing Committee, pp. 441–450. URL: <https://aclanthology.org/C12-2044>.

- Han, Aaron L.-F. et al. (Apr. 2014). “Unsupervised Quality Estimation Model for English to German Translation and Its Application in Extensive Supervised Evaluation”. In: *The Scientific World Journal* 2014, p. 760301. ISSN: 2356-6140. DOI: [10.1155/2014/760301](https://doi.org/10.1155/2014/760301). URL: <https://doi.org/10.1155/2014/760301>.
- Han, Lifeng (2016). “Machine translation evaluation resources and methods: A survey”. In: *arXiv preprint arXiv:1605.04515*.
- Hatzivassiloglou, Vasileios, Judith L. Klavans, and Eleazar Eskin (1999). “Detecting Text Similarity over Short Passages: Exploring Linguistic Feature Combinations via Machine Learning”. In: *1999 Joint SIGDAT Conference on Empirical Methods in Natural Language Processing and Very Large Corpora*. URL: <https://aclanthology.org/W99-0625>.
- Hazelwood, Kristin J (2017). “Tips for Writing Concisely”. In: *Kentucky Bench & Bar* 81, p. 37.
- He, Hua and Jimmy Lin (June 2016). “Pairwise Word Interaction Modeling with Deep Neural Networks for Semantic Similarity Measurement”. In: *Proceedings of the 2016 Conference of the North American Chapter of the Association for Computational Linguistics: Human Language Technologies*. San Diego, California: Association for Computational Linguistics, pp. 937–948. DOI: [10.18653/v1/N16-1108](https://doi.org/10.18653/v1/N16-1108). URL: <https://aclanthology.org/N16-1108>.
- Hegde, Chaitra V. and Shrikumar Patil (2020). “Unsupervised Paraphrase Generation using Pre-trained Language Models”. In: *CoRR* abs/2006.05477. arXiv: [2006.05477](https://arxiv.org/abs/2006.05477). URL: <https://arxiv.org/abs/2006.05477>.
- Hermann, Karl Moritz et al. (2015). “Teaching Machines to Read and Comprehend”. In: *Advances in Neural Information Processing Systems*. Ed. by C. Cortes et al. Vol. 28. Curran Associates, Inc. URL: <https://proceedings.neurips.cc/paper/2015/file/afdec7005cc9f14302cd0474fd0f3c96-Paper.pdf>.
- Hevner, Alan R. et al. (2004). “Design Science in Information Systems Research”. In: *MIS Quarterly* 28.1, pp. 75–105. ISSN: 02767783. URL: <http://www.jstor.org/stable/25148625> (visited on 08/28/2022).

- Hickey, Leo (1993). “Stylistics, Pragmatics and Pragmastylistics”. In: *Revue belge de philologie et d’histoire* 71.3, pp. 573–586. DOI: [10.3406/rbph.1993.3890](https://doi.org/10.3406/rbph.1993.3890). URL: https://www.persee.fr/doc/rbph_0035-0818_1993_num_71_3_3890.
- Hirst, Graeme (2003). “Paraphrasing paraphrased”. In: *Keynote address for The Second International Workshop on Paraphrasing: Paraphrase acquisition and Applications*.
- Hoffart, Johannes et al. (2013). “YAGO2: A spatially and temporally enhanced knowledge base from Wikipedia”. In: *Artificial Intelligence* 194. Artificial Intelligence, Wikipedia and Semi-Structured Resources, pp. 28–61. ISSN: 0004-3702. DOI: <https://doi.org/10.1016/j.artint.2012.06.001>. URL: <https://www.sciencedirect.com/science/article/pii/S0004370212000719>.
- Hofmann, Thomas (1999). “Probabilistic Latent Semantic Analysis”. In: *UAI ’99: Proceedings of the Fifteenth Conference on Uncertainty in Artificial Intelligence, Stockholm, Sweden, July 30 - August 1, 1999*. Ed. by Kathryn B. Laskey and Henri Prade. Morgan Kaufmann, pp. 289–296. URL: https://dslpitt.org/uai/displayArticleDetails.jsp?mmnu=1%5C&smnu=2%5C&article%5C_id=179%5C&proceeding%5C_id=15.
- Holland, John H. (2012). “Genetic algorithms”. In: *Scholarpedia* 7.12, p. 1482. DOI: [10.4249/scholarpedia.1482](https://doi.org/10.4249/scholarpedia.1482). URL: <https://doi.org/10.4249/scholarpedia.1482>.
- Hong, Liangjie and Brian D. Davison (2010). “Empirical Study of Topic Modeling in Twitter”. In: *Proceedings of the First Workshop on Social Media Analytics. SOMA ’10*. Washington D.C., District of Columbia: Association for Computing Machinery, pp. 80–88. ISBN: 9781450302173. DOI: [10.1145/1964858.1964870](https://doi.org/10.1145/1964858.1964870). URL: <https://doi.org/10.1145/1964858.1964870>.
- Hossain, Md Mosharaf et al. (Nov. 2020). “An Analysis of Natural Language Inference Benchmarks through the Lens of Negation”. In: *Proceedings of the 2020 Conference on Empirical Methods in Natural Language Processing (EMNLP)*. Online: Association for Computational Linguistics, pp. 9106–9118. DOI: [10.18653/v1/2020.emnlp-main.732](https://doi.org/10.18653/v1/2020.emnlp-main.732). URL: <https://aclanthology.org/2020.emnlp-main.732>.

- Hotaling, Scott (2020). "Simple rules for concise scientific writing". In: *Limnology and Oceanography Letters* 5.6, pp. 379–383. URL: <https://aslopubs.onlinelibrary.wiley.com/doi/full/10.1002/lo12.10165>.
- Houston Community College, Learning Web (2016). *Clear concise writing*. URL: <https://learning.hccs.edu/faculty/emily.arsenyuk/engl15375/clear-concise-writing-ppt/view>.
- Houvardas, John and Efstathios Stamatatos (2006). "N-Gram Feature Selection for Authorship Identification". In: *Artificial Intelligence: Methodology, Systems, and Applications*. Ed. by Jérôme Euzenat and John Domingue. Berlin, Heidelberg: Springer Berlin Heidelberg, pp. 77–86. ISBN: 978-3-540-40931-1.
- Hsu, Wan-Ting et al. (July 2018). "A Unified Model for Extractive and Abstractive Summarization using Inconsistency Loss". In: *Proceedings of the 56th Annual Meeting of the Association for Computational Linguistics (Volume 1: Long Papers)*. Melbourne, Australia: Association for Computational Linguistics, pp. 132–141. DOI: [10.18653/v1/P18-1013](https://doi.org/10.18653/v1/P18-1013). URL: <https://aclanthology.org/P18-1013>.
- IEEE, Professional Communication Society (n.d.). *Write clearly and concisely*. URL: <https://procomm.ieee.org/communication-resources-for-engineers/style/write-clearly-and-concisely/>.
- Inc, Scribendi (2021). *How to write concisely*. URL: https://www.scribendi.com/academy/articles/write_concisely.en.html.
- Indiana Tech, The Writing Center (n.d.). *Writing Concisely*. URL: <https://studentsuccess.indianatech.edu/wp-content/uploads/sites/20/Writing-concisely.pdf>.
- "Inductive Dependency Parsing" (2006). In: *Inductive Dependency Parsing*. Dordrecht: Springer Netherlands, pp. 87–120. ISBN: 978-1-4020-4889-0. DOI: [10.1007/1-4020-4889-0_4](https://doi.org/10.1007/1-4020-4889-0_4). URL: https://doi.org/10.1007/1-4020-4889-0_4.
- Iqbal, Sajid (n.d.). *How to write scientific papers correctly, clearly, and concisely*. URL: https://robot.unipv.it/toolleo/swifj/Part-III-Writing_Concisely.pdf.

- Iyer, Shankar, Nikhil Dandekar, and Kornél Csernai (2017). *First Quora Dataset Release: Question Pairs*. URL: <https://quoradata.quora.com/First-Quora-Dataset-Release-Question-Pairs>.
- Iyyer, Mohit et al. (June 2018). “Adversarial Example Generation with Syntactically Controlled Paraphrase Networks”. In: *Proceedings of the 2018 Conference of the North American Chapter of the Association for Computational Linguistics: Human Language Technologies, Volume 1 (Long Papers)*. New Orleans, Louisiana: Association for Computational Linguistics, pp. 1875–1885. DOI: [10.18653/v1/N18-1170](https://doi.org/10.18653/v1/N18-1170). URL: <https://aclanthology.org/N18-1170>.
- Jacobi, Carina, Wouter van Atteveldt, and Kasper Welbers (2016). “Quantitative analysis of large amounts of journalistic texts using topic modelling”. In: *Digital Journalism* 4.1, pp. 89–106. DOI: [10.1080/21670811.2015.1093271](https://doi.org/10.1080/21670811.2015.1093271). eprint: <https://doi.org/10.1080/21670811.2015.1093271>. URL: <https://doi.org/10.1080/21670811.2015.1093271>.
- James Madison University, University Writing Center (n.d.). *Writing concisely*. URL: <https://www.jmu.edu/uwc/files/link-library/writingconcisely.pdf>.
- Jansson, Patrick and Shuhua Liu (Sept. 2017). “Distributed Representation, LDA Topic Modelling and Deep Learning for Emerging Named Entity Recognition from Social Media”. In: *Proceedings of the 3rd Workshop on Noisy User-generated Text*. Copenhagen, Denmark: Association for Computational Linguistics, pp. 154–159. DOI: [10.18653/v1/W17-4420](https://doi.org/10.18653/v1/W17-4420). URL: <https://aclanthology.org/W17-4420>.
- Jaro, Matthew A. (1989). “Advances in Record-Linkage Methodology as Applied to Matching the 1985 Census of Tampa, Florida”. In: *Journal of the American Statistical Association* 84.406, pp. 414–420. DOI: [10.1080/01621459.1989.10478785](https://doi.org/10.1080/01621459.1989.10478785). eprint: <https://www.tandfonline.com/doi/pdf/10.1080/01621459.1989.10478785>. URL: <https://www.tandfonline.com/doi/abs/10.1080/01621459.1989.10478785>.
- Jauregi Unanue, Inigo, Jacob Parnell, and Massimo Piccardi (Aug. 2021). “BERTTune: Fine-Tuning Neural Machine Translation with BERTScore”. In: *Proceedings of the 59th Annual*

- Meeting of the Association for Computational Linguistics and the 11th International Joint Conference on Natural Language Processing (Volume 2: Short Papers)*. Online: Association for Computational Linguistics, pp. 915–924. DOI: [10.18653/v1/2021.acl-short.115](https://doi.org/10.18653/v1/2021.acl-short.115). URL: <https://aclanthology.org/2021.acl-short.115>.
- Jeong, Byeongki, Janghyeok Yoon, and Jae-Min Lee (2019). “Social media mining for product planning: A product opportunity mining approach based on topic modeling and sentiment analysis”. In: *International Journal of Information Management* 48, pp. 280–290. ISSN: 0268-4012. DOI: <https://doi.org/10.1016/j.ijinfomgt.2017.09.009>. URL: <https://www.sciencedirect.com/science/article/pii/S0268401217302955>.
- Jiang, Jay J. and David W. Conrath (Aug. 1997). “Semantic Similarity Based on Corpus Statistics and Lexical Taxonomy”. In: *Proceedings of the 10th Research on Computational Linguistics International Conference*. Taipei, Taiwan: The Association for Computational Linguistics and Chinese Language Processing (ACLCLP), pp. 19–33. URL: <https://aclanthology.org/O97-1002>.
- Jiang, Yuncheng, Wen Bai, et al. (2017). “Wikipedia-based information content and semantic similarity computation”. In: *Information Processing & Management* 53.1, pp. 248–265. ISSN: 0306-4573. DOI: <https://doi.org/10.1016/j.ipm.2016.09.001>. URL: <https://www.sciencedirect.com/science/article/pii/S0306457316303934>.
- Jiang, Yuncheng, Xiaopei Zhang, et al. (2015). “Feature-based approaches to semantic similarity assessment of concepts using Wikipedia”. In: *Information Processing & Management* 51.3, pp. 215–234. ISSN: 0306-4573. DOI: <https://doi.org/10.1016/j.ipm.2015.01.001>. URL: <https://www.sciencedirect.com/science/article/pii/S0306457315000023>.
- Jiao, Xiaoqi et al. (Nov. 2020). “TinyBERT: Distilling BERT for Natural Language Understanding”. In: *Findings of the Association for Computational Linguistics: EMNLP 2020*. Online: Association for Computational Linguistics, pp. 4163–4174. DOI: [10.18653/v1/2020.findings-emnlp.4163](https://doi.org/10.18653/v1/2020.findings-emnlp.4163).

- v1/2020.findings-emnlp.372. URL: <https://aclanthology.org/2020.findings-emnlp.372>.
- Jing, Hongyan (Apr. 2000). “Sentence Reduction for Automatic Text Summarization”. In: *Sixth Applied Natural Language Processing Conference*. Seattle, Washington, USA: Association for Computational Linguistics, pp. 310–315. DOI: [10.3115/974147.974190](https://doi.org/10.3115/974147.974190). URL: <https://aclanthology.org/A00-1043>.
- Joulin, Armand et al. (Apr. 2017). “Bag of Tricks for Efficient Text Classification”. In: *Proceedings of the 15th Conference of the European Chapter of the Association for Computational Linguistics: Volume 2, Short Papers*. Valencia, Spain: Association for Computational Linguistics, pp. 427–431. URL: <https://aclanthology.org/E17-2068>.
- Jurman, Giuseppe et al. (2009). “Canberra distance on ranked lists”. In: *Proceedings of advances in ranking NIPS 09 workshop*. Citeseer, pp. 22–27.
- Kajiwara, Tomoyuki and Mamoru Komachi (Dec. 2016). “Building a Monolingual Parallel Corpus for Text Simplification Using Sentence Similarity Based on Alignment between Word Embeddings”. In: *Proceedings of COLING 2016, the 26th International Conference on Computational Linguistics: Technical Papers*. Osaka, Japan: The COLING 2016 Organizing Committee, pp. 1147–1158. URL: <https://aclanthology.org/C16-1109>.
- Kamigaito, Hidetaka, Katsuhiko Hayashi, et al. (June 2018). “Higher-Order Syntactic Attention Network for Longer Sentence Compression”. In: *Proceedings of the 2018 Conference of the North American Chapter of the Association for Computational Linguistics: Human Language Technologies, Volume 1 (Long Papers)*. New Orleans, Louisiana: Association for Computational Linguistics, pp. 1716–1726. DOI: [10.18653/v1/N18-1155](https://doi.org/10.18653/v1/N18-1155). URL: <https://aclanthology.org/N18-1155>.
- Kamigaito, Hidetaka and Manabu Okumura (2020). “Syntactically Look-Ahead Attention Network for Sentence Compression”. In: *The Thirty-Fourth AAAI Conference on Artificial Intelligence, AAAI 2020, The Thirty-Second Innovative Applications of Artificial Intelligence Conference, IAAI 2020, The Tenth AAAI Symposium on Educational Advances in Artificial Intelligence, EAAI 2020, New York, NY, USA, February 7-12, 2020*. AAAI Press, pp. 8050–8057. URL: <https://aaai.org/ojs/index.php/AAAI/article/view/6315>.

- Kamp, Hans (1978). “Semantics Versus Pragmatics”. In: *Formal Semantics and Pragmatics for Natural Languages*. Ed. by F. Guenther and S. J. Schmidt. Dordrecht: Springer Netherlands, pp. 255–287. ISBN: 978-94-009-9775-2. DOI: [10.1007/978-94-009-9775-2_9](https://doi.org/10.1007/978-94-009-9775-2_9). URL: https://doi.org/10.1007/978-94-009-9775-2_9.
- Kane, Hassan et al. (Dec. 2020). “NUBIA: NeUral Based Interchangeability Assessor for Text Generation”. In: *Proceedings of the 1st Workshop on Evaluating NLG Evaluation*. Online (Dublin, Ireland): Association for Computational Linguistics, pp. 28–37. URL: <https://aclanthology.org/2020.evalnlgeval-1.4>.
- Ke, Zixuan and Vincent Ng (July 2019). “Automated Essay Scoring: A Survey of the State of the Art”. In: *Proceedings of the Twenty-Eighth International Joint Conference on Artificial Intelligence, IJCAI-19*. International Joint Conferences on Artificial Intelligence Organization, pp. 6300–6308. DOI: [10.24963/ijcai.2019/879](https://doi.org/10.24963/ijcai.2019/879). URL: <https://doi.org/10.24963/ijcai.2019/879>.
- Kelly, Bryan et al. (Sept. 2021). “Measuring Technological Innovation over the Long Run”. In: *American Economic Review: Insights* 3.3, pp. 303–20. DOI: [10.1257/aeri.20190499](https://doi.org/10.1257/aeri.20190499). URL: <https://www.aeaweb.org/articles?id=10.1257/aeri.20190499>.
- Kikuchi, Yuta et al. (Nov. 2016). “Controlling Output Length in Neural Encoder-Decoders”. In: *Proceedings of the 2016 Conference on Empirical Methods in Natural Language Processing*. Austin, Texas: Association for Computational Linguistics, pp. 1328–1338. DOI: [10.18653/v1/D16-1140](https://doi.org/10.18653/v1/D16-1140). URL: <https://aclanthology.org/D16-1140>.
- Kilickaya, Mert et al. (Apr. 2017). “Re-evaluating Automatic Metrics for Image Captioning”. In: *Proceedings of the 15th Conference of the European Chapter of the Association for Computational Linguistics: Volume 1, Long Papers*. Valencia, Spain: Association for Computational Linguistics, pp. 199–209. URL: <https://aclanthology.org/E17-1019>.
- Kingma, Diederik P. and Jimmy Ba (2015). “Adam: A Method for Stochastic Optimization”. In: *3rd International Conference on Learning Representations, ICLR 2015, San Diego, CA, USA, May 7-9, 2015, Conference Track Proceedings*. Ed. by Yoshua Bengio and Yann LeCun. URL: <http://arxiv.org/abs/1412.6980>.

- Klerke, Sigrid, Yoav Goldberg, and Anders Søgaard (June 2016). “Improving sentence compression by learning to predict gaze”. In: *Proceedings of the 2016 Conference of the North American Chapter of the Association for Computational Linguistics: Human Language Technologies*. San Diego, California: Association for Computational Linguistics, pp. 1528–1533. DOI: [10.18653/v1/N16-1179](https://doi.org/10.18653/v1/N16-1179). URL: <https://aclanthology.org/N16-1179>.
- Knight, Kevin and Daniel Marcu (2000). “Statistics-Based Summarization - Step One: Sentence Compression”. In: *Proceedings of the Seventeenth National Conference on Artificial Intelligence and Twelfth Conference on Innovative Applications of Artificial Intelligence, July 30 - August 3, 2000, Austin, Texas, USA*. Ed. by Henry A. Kautz and Bruce W. Porter. AAAI Press / The MIT Press, pp. 703–710. URL: <http://www.aaai.org/Library/AAAI/2000/aaai00-108.php>.
- Kohavi, Ron (1995). “A Study of Cross-Validation and Bootstrap for Accuracy Estimation and Model Selection”. In: *Proceedings of the Fourteenth International Joint Conference on Artificial Intelligence, IJCAI 95, Montréal Québec, Canada, August 20-25 1995, 2 Volumes*. Morgan Kaufmann, pp. 1137–1145. URL: <http://ijcai.org/Proceedings/95-2/Papers/016.pdf>.
- Koupaee, Mahnaz and William Yang Wang (2018). “WikiHow: A Large Scale Text Summarization Dataset”. In: *CoRR abs/1810.09305*. arXiv: [1810.09305](https://arxiv.org/abs/1810.09305). URL: <http://arxiv.org/abs/1810.09305>.
- Kozarzewski, B (2011). “Similarity of symbolic sequences”. In: *arXiv preprint arXiv:1108.1979*.
- Krishna, Kalpesh, Aurko Roy, and Mohit Iyyer (June 2021). “Hurdles to Progress in Long-form Question Answering”. In: *Proceedings of the 2021 Conference of the North American Chapter of the Association for Computational Linguistics: Human Language Technologies*. Online: Association for Computational Linguistics, pp. 4940–4957. DOI: [10.18653/v1/2021.naacl-main.393](https://doi.org/10.18653/v1/2021.naacl-main.393). URL: <https://aclanthology.org/2021.naacl-main.393>.
- Kryscinski, Wojciech et al. (Nov. 2019). “Neural Text Summarization: A Critical Evaluation”. In: *Proceedings of the 2019 Conference on Empirical Methods in Natural Language Processing*

- and the 9th International Joint Conference on Natural Language Processing (EMNLP-IJCNLP). Hong Kong, China: Association for Computational Linguistics, pp. 540–551. DOI: [10.18653/v1/D19-1051](https://doi.org/10.18653/v1/D19-1051). URL: <https://aclanthology.org/D19-1051>.
- Kuleuven, Faculty of Psychology and Educational Sciences (n.d.). *Master's thesis portal*. URL: <https://ppw.kuleuven.be/en/student-portal/thesis>.
- Kumar, Sawan and Partha Talukdar (July 2020). “NILE : Natural Language Inference with Faithful Natural Language Explanations”. In: *Proceedings of the 58th Annual Meeting of the Association for Computational Linguistics*. Online: Association for Computational Linguistics, pp. 8730–8742. DOI: [10.18653/v1/2020.acl-main.771](https://doi.org/10.18653/v1/2020.acl-main.771). URL: <https://aclanthology.org/2020.acl-main.771>.
- Kumar, Shamanth, Fred Morstatter, and Huan Liu (2014). *Twitter Data Analytics*. Springer Briefs in Computer Science. Springer. ISBN: 978-1-4614-9372-3. DOI: [10.1007/978-1-4614-9372-3](https://doi.org/10.1007/978-1-4614-9372-3). URL: <https://doi.org/10.1007/978-1-4614-9372-3>.
- Kusner, Matt et al. (July 2015). “From Word Embeddings To Document Distances”. In: *Proceedings of the 32nd International Conference on Machine Learning*. Ed. by Francis Bach and David Blei. Vol. 37. Proceedings of Machine Learning Research. Lille, France: PMLR, pp. 957–966. URL: <https://proceedings.mlr.press/v37/kusnerb15.html>.
- Lake Forest College, The Writing Center (n.d.). *Writing concisely: Eliminating Wordiness - Forester.net*. URL: <https://foresternet.lakeforest.edu/live/files/tips-for-writing-concisely-51513pdf.pdf>.
- Lamontagne, Luc and Irène Abi-Zeid (2006). “Combining Multiple Similarity Metrics Using a Multicriteria Approach”. In: *Advances in Case-Based Reasoning*. Ed. by Thomas R. Roth-Berghofer, Mehmet H. Göker, and H. Altay Güvenir. Berlin, Heidelberg: Springer Berlin Heidelberg, pp. 415–428. ISBN: 978-3-540-36846-5.
- Lan, Wuwei et al. (Sept. 2017). “A Continuously Growing Dataset of Sentential Paraphrases”. In: *Proceedings of the 2017 Conference on Empirical Methods in Natural Language Processing*. Copenhagen, Denmark: Association for Computational Linguistics, pp. 1224–1234. DOI: [10.18653/v1/D17-1126](https://doi.org/10.18653/v1/D17-1126). URL: <https://aclanthology.org/D17-1126>.

- Lan, Zhenzhong et al. (2020). “ALBERT: A Lite BERT for Self-supervised Learning of Language Representations”. In: *8th International Conference on Learning Representations, ICLR 2020, Addis Ababa, Ethiopia, April 26-30, 2020*. OpenReview.net. URL: <https://openreview.net/forum?id=H1eA7AEtvS>.
- Landauer, Thomas K. and Susan T. Dumais (1997). “A solution to Plato’s problem: The latent semantic analysis theory of acquisition, induction, and representation of knowledge.” In: *Psychological Review* 104.2, pp. 211–240. DOI: [10.1037/0033-295X.104.2.211](https://doi.org/10.1037/0033-295X.104.2.211). URL: <https://doi.org/10.1037/0033-295X.104.2.211>.
- Langara (2021). *Concise writing: Definition*. URL: <https://langara.libguides.com/writing-centre/concise-writing>.
- Lanham, Richard A and James Stodel (1992). *Revising prose*. Macmillan Publishing Company.
- Lansley, Guy and Paul A. Longley (2016). “The geography of Twitter topics in London”. In: *Computers, Environment and Urban Systems* 58, pp. 85–96. ISSN: 0198-9715. DOI: <https://doi.org/10.1016/j.compenvurbsys.2016.04.002>. URL: <https://www.sciencedirect.com/science/article/pii/S0198971516300394>.
- Lastra-Díaz, Juan J., Ana García-Serrano, et al. (2017). “HESML: A scalable ontology-based semantic similarity measures library with a set of reproducible experiments and a replication dataset”. In: *Information Systems* 66, pp. 97–118. ISSN: 0306-4379. DOI: <https://doi.org/10.1016/j.is.2017.02.002>. URL: <https://www.sciencedirect.com/science/article/pii/S0306437916303246>.
- Lastra-Díaz, Juan J., Josu Goikoetxea, et al. (2019). “A reproducible survey on word embeddings and ontology-based methods for word similarity: Linear combinations outperform the state of the art”. In: *Engineering Applications of Artificial Intelligence* 85, pp. 645–665. ISSN: 0952-1976. DOI: <https://doi.org/10.1016/j.engappai.2019.07.010>. URL: <https://www.sciencedirect.com/science/article/pii/S0952197619301745>.
- Lavie, Alon and Abhaya Agarwal (June 2007). “METEOR: An Automatic Metric for MT Evaluation with High Levels of Correlation with Human Judgments”. In: *Proceedings of the Second Workshop on Statistical Machine Translation*. Prague, Czech Republic: Association

- for Computational Linguistics, pp. 228–231. URL: <https://aclanthology.org/W07-0734>.
- Le, Quoc and Tomas Mikolov (22–24 Jun 2014). “Distributed Representations of Sentences and Documents”. In: *Proceedings of the 31st International Conference on Machine Learning*. Ed. by Eric P. Xing and Tony Jebara. Vol. 32. Proceedings of Machine Learning Research 2. Beijing, China: PMLR, pp. 1188–1196. URL: <https://proceedings.mlr.press/v32/le14.html>.
- Lee, Chelsea (2015). *Principles of writing: How to avoid Wordiness*. URL: <https://blog.apastyle.org/apastyle/2015/09/principles-of-writing-how-to-avoid-wordiness.html>.
- Lee, Ming Che (2011). “A novel sentence similarity measure for semantic-based expert systems”. In: *Expert Systems with Applications* 38.5, pp. 6392–6399. ISSN: 0957-4174. DOI: <https://doi.org/10.1016/j.eswa.2010.10.043>. URL: <https://www.sciencedirect.com/science/article/pii/S0957417410011875>.
- Lesk, Michael (1986). “Automatic sense disambiguation using machine readable dictionaries: how to tell a pine cone from an ice cream cone”. In: *Proceedings of the 5th Annual International Conference on Systems Documentation, SIGDOC 1986, Toronto, Ontario, Canada, 1986*. Ed. by Virginia DeBuys. ACM, pp. 24–26. DOI: [10.1145/318723.318728](https://doi.org/10.1145/318723.318728). URL: <https://doi.org/10.1145/318723.318728>.
- Leskovec, Jurij, Anand Rajaraman, and Jeffrey David Ullman (2022). “Finding Similar Items”. In: *Mining of massive datasets*. Cambridge University Press, pp. 76–78. URL: <http://infolab.stanford.edu/~ullman/mmds/ch3.pdf>.
- Leusch, Gregor, Nicola Ueffing, and Hermann Ney (Apr. 2006). “CDER: Efficient MT Evaluation Using Block Movements”. In: *11th Conference of the European Chapter of the Association for Computational Linguistics*. Trento, Italy: Association for Computational Linguistics, pp. 241–248. URL: <https://aclanthology.org/E06-1031>.
- Levenshtein, Vladimir I et al. (1966). “Binary codes capable of correcting deletions, insertions, and reversals”. In: *Soviet physics doklady*. Vol. 10. 8. Soviet Union, pp. 707–710.

- Levi, Or et al. (Nov. 2019). “Identifying Nuances in Fake News vs. Satire: Using Semantic and Linguistic Cues”. In: *Proceedings of the Second Workshop on Natural Language Processing for Internet Freedom: Censorship, Disinformation, and Propaganda*. Hong Kong, China: Association for Computational Linguistics, pp. 31–35. DOI: [10.18653/v1/D19-5004](https://doi.org/10.18653/v1/D19-5004). URL: <https://aclanthology.org/D19-5004>.
- Levy, Omer and Yoav Goldberg (June 2014). “Dependency-Based Word Embeddings”. In: *Proceedings of the 52nd Annual Meeting of the Association for Computational Linguistics (Volume 2: Short Papers)*. Baltimore, Maryland: Association for Computational Linguistics, pp. 302–308. DOI: [10.3115/v1/P14-2050](https://doi.org/10.3115/v1/P14-2050). URL: <https://aclanthology.org/P14-2050>.
- Lewis, Mike et al. (July 2020). “BART: Denoising Sequence-to-Sequence Pre-training for Natural Language Generation, Translation, and Comprehension”. In: *Proceedings of the 58th Annual Meeting of the Association for Computational Linguistics*. Online: Association for Computational Linguistics, pp. 7871–7880. DOI: [10.18653/v1/2020.acl-main.703](https://doi.org/10.18653/v1/2020.acl-main.703). URL: <https://aclanthology.org/2020.acl-main.703>.
- Liberty university, Media (n.d.). *On writing concisely*. URL: https://www.liberty.edu/media/1171/On_Writing_Concisely.pdf.
- Liddell, Henry George et al. (1996). *A greek-english lexicon*. Clarendon Press.
- Lim, Kwan Hui and Amitava Datta (2013). “A Topological Approach for Detecting Twitter Communities with Common Interests”. In: *Ubiquitous Social Media Analysis*. Ed. by Martin Atzmueller et al. Berlin, Heidelberg: Springer Berlin Heidelberg, pp. 23–43. ISBN: 978-3-642-45392-2.
- (2016). “An interaction-based approach to detecting highly interactive Twitter communities using tweeting links”. In: *Web Intelligence* 14. 1, pp. 1–15. ISSN: 2405-6464. DOI: [10.3233/WEB-160328](https://doi.org/10.3233/WEB-160328). URL: <https://doi.org/10.3233/WEB-160328>.
- Lim, Kwan Hui, Shanika Karunasekera, and Aaron Harwood (2017). “ClusTop: A clustering-based topic modelling algorithm for twitter using word networks”. In: *2017 IEEE International Conference on Big Data (Big Data)*, pp. 2009–2018. DOI: [10.1109/BigData.2017.8258147](https://doi.org/10.1109/BigData.2017.8258147).

- Lin, Chin-Yew (July 2004). “ROUGE: A Package for Automatic Evaluation of Summaries”. In: *Text Summarization Branches Out*. Barcelona, Spain: Association for Computational Linguistics, pp. 74–81. URL: <https://aclanthology.org/W04-1013>.
- Lin, Chin-Yew and Eduard Hovy (2003). “Automatic Evaluation of Summaries Using N-gram Co-occurrence Statistics”. In: *Proceedings of the 2003 Human Language Technology Conference of the North American Chapter of the Association for Computational Linguistics*, pp. 150–157. URL: <https://aclanthology.org/N03-1020>.
- Lin, Chin-Yew and Franz Josef Och (July 2004). “Automatic Evaluation of Machine Translation Quality Using Longest Common Subsequence and Skip-Bigram Statistics”. In: *Proceedings of the 42nd Annual Meeting of the Association for Computational Linguistics (ACL-04)*. Barcelona, Spain, pp. 605–612. DOI: [10.3115/1218955.1219032](https://doi.org/10.3115/1218955.1219032). URL: <https://aclanthology.org/P04-1077>.
- Lin, Dekang (1998). “An Information-Theoretic Definition of Similarity”. In: *Proceedings of the Fifteenth International Conference on Machine Learning (ICML 1998), Madison, Wisconsin, USA, July 24-27, 1998*. Ed. by Jude W. Shavlik. Morgan Kaufmann, pp. 296–304.
- Lin, Tsung-Yi et al. (2014). “Microsoft coco: Common objects in context”. In: *European conference on computer vision*. Springer, pp. 740–755.
- Lin, Zhouhan et al. (2017). “A Structured Self-Attentive Sentence Embedding”. In: *5th International Conference on Learning Representations, ICLR 2017, Toulon, France, April 24-26, 2017, Conference Track Proceedings*. OpenReview.net. URL: https://openreview.net/forum?id=BJC%5C_jUqxe.
- Liu, Chia-Wei et al. (Nov. 2016). “How NOT To Evaluate Your Dialogue System: An Empirical Study of Unsupervised Evaluation Metrics for Dialogue Response Generation”. In: *Proceedings of the 2016 Conference on Empirical Methods in Natural Language Processing*. Austin, Texas: Association for Computational Linguistics, pp. 2122–2132. DOI: [10.18653/v1/D16-1230](https://doi.org/10.18653/v1/D16-1230). URL: <https://aclanthology.org/D16-1230>.
- Liu, Feifan and Yang Liu (June 2008). “Correlation between ROUGE and Human Evaluation of Extractive Meeting Summaries”. In: *Proceedings of ACL-08: HLT, Short Papers*.

- Columbus, Ohio: Association for Computational Linguistics, pp. 201–204. URL: <https://aclanthology.org/P08-2051>.
- Liu, Jiangming et al. (June 2021). “Universal Discourse Representation Structure Parsing”. In: *Computational Linguistics* 47.2, pp. 445–476. DOI: [10.1162/coli_a_00406](https://doi.org/10.1162/coli_a_00406). URL: <https://aclanthology.org/2021.cl-2.15>.
- Liu, Yang and Mirella Lapata (Nov. 2019). “Text Summarization with Pretrained Encoders”. In: *Proceedings of the 2019 Conference on Empirical Methods in Natural Language Processing and the 9th International Joint Conference on Natural Language Processing (EMNLP-IJCNLP)*. Hong Kong, China: Association for Computational Linguistics, pp. 3730–3740. DOI: [10.18653/v1/D19-1387](https://doi.org/10.18653/v1/D19-1387). URL: <https://aclanthology.org/D19-1387>.
- Liu, Yinhan et al. (2019). “RoBERTa: A Robustly Optimized BERT Pretraining Approach”. In: *CoRR* abs/1907.11692. arXiv: [1907.11692](https://arxiv.org/abs/1907.11692). URL: <http://arxiv.org/abs/1907.11692>.
- Liu, Yixin and Pengfei Liu (Aug. 2021). “SimCLS: A Simple Framework for Contrastive Learning of Abstractive Summarization”. In: *Proceedings of the 59th Annual Meeting of the Association for Computational Linguistics and the 11th International Joint Conference on Natural Language Processing (Volume 2: Short Papers)*. Online: Association for Computational Linguistics, pp. 1065–1072. DOI: [10.18653/v1/2021.acl-short.135](https://doi.org/10.18653/v1/2021.acl-short.135). URL: <https://aclanthology.org/2021.acl-short.135>.
- Liu, Yong et al. (2014). “CHI 1994-2013: Mapping Two Decades of Intellectual Progress through Co-Word Analysis”. In: *Proceedings of the SIGCHI Conference on Human Factors in Computing Systems*. CHI '14. Toronto, Ontario, Canada: Association for Computing Machinery, pp. 3553–3562. ISBN: 9781450324731. DOI: [10.1145/2556288.2556969](https://doi.org/10.1145/2556288.2556969). URL: <https://doi.org/10.1145/2556288.2556969>.
- Lo, Chi-kiu (Sept. 2017). “MEANT 2.0: Accurate semantic MT evaluation for any output language”. In: *Proceedings of the Second Conference on Machine Translation*. Copenhagen, Denmark: Association for Computational Linguistics, pp. 589–597. DOI: [10.18653/v1/W17-4767](https://doi.org/10.18653/v1/W17-4767). URL: <https://aclanthology.org/W17-4767>.

- (Aug. 2019). “YiSi - a Unified Semantic MT Quality Evaluation and Estimation Metric for Languages with Different Levels of Available Resources”. In: *Proceedings of the Fourth Conference on Machine Translation (Volume 2: Shared Task Papers, Day 1)*. Florence, Italy: Association for Computational Linguistics, pp. 507–513. DOI: [10.18653/v1/W19-5358](https://doi.org/10.18653/v1/W19-5358). URL: <https://aclanthology.org/W19-5358>.
- Lo, Chi-kiu, Meriem Beloucif, et al. (June 2014). “XMEANT: Better semantic MT evaluation without reference translations”. In: *Proceedings of the 52nd Annual Meeting of the Association for Computational Linguistics (Volume 2: Short Papers)*. Baltimore, Maryland: Association for Computational Linguistics, pp. 765–771. DOI: [10.3115/v1/P14-2124](https://doi.org/10.3115/v1/P14-2124). URL: <https://aclanthology.org/P14-2124>.
- Lo, Chi-kiu, Anand Karthik Tumuluru, and Dekai Wu (June 2012). “Fully Automatic Semantic MT Evaluation”. In: *Proceedings of the Seventh Workshop on Statistical Machine Translation*. Montréal, Canada: Association for Computational Linguistics, pp. 243–252. URL: <https://aclanthology.org/W12-3129>.
- Lo, Chi-kiu and Dekai Wu (June 2011). “MEANT: An inexpensive, high-accuracy, semi-automatic metric for evaluating translation utility based on semantic roles”. In: *Proceedings of the 49th Annual Meeting of the Association for Computational Linguistics: Human Language Technologies*. Portland, Oregon, USA: Association for Computational Linguistics, pp. 220–229. URL: <https://aclanthology.org/P11-1023>.
- (July 2012). “Unsupervised vs. supervised weight estimation for semantic MT evaluation metrics”. In: *Proceedings of the Sixth Workshop on Syntax, Semantics and Structure in Statistical Translation*. Jeju, Republic of Korea: Association for Computational Linguistics, pp. 49–56. URL: <https://aclanthology.org/W12-4206>.
- Logeswaran, Lajanugen and Honglak Lee (2018). “An efficient framework for learning sentence representations”. In: *6th International Conference on Learning Representations, ICLR 2018, Vancouver, BC, Canada, April 30 - May 3, 2018, Conference Track Proceedings*. OpenReview.net. URL: <https://openreview.net/forum?id=rJvJXZb0W>.
- Lopez-Gazpio, I. et al. (2019). “Word n-gram attention models for sentence similarity and inference”. In: *Expert Systems with Applications* 132, pp. 1–11. ISSN: 0957-4174. DOI:

- <https://doi.org/10.1016/j.eswa.2019.04.054>. URL: <https://www.sciencedirect.com/science/article/pii/S0957417419302842>.
- Loyola University Chicago, English Tutoring at the Literacy Center (n.d.). *Common Writing Problems & How to Fix Them*. URL: https://www.luc.edu/literacy/style_sheets.shtml.
- Loyola University New Orleans, Student Success Center (n.d.). *Concision*. URL: <http://success.loyno.edu/sites/default/files/pdfs/concision.docx>.
- Luhn, H. P. (1957). "A Statistical Approach to Mechanized Encoding and Searching of Literary Information". In: *IBM Journal of Research and Development* 1.4, pp. 309–317. DOI: [10.1147/rd.14.0309](https://doi.org/10.1147/rd.14.0309).
- Lund, Kevin and Curt Burgess (June 1996). "Producing high-dimensional semantic spaces from lexical co-occurrence". In: *Behavior Research Methods, Instruments, & Computers* 28.2, pp. 203–208. ISSN: 1532-5970. DOI: [10.3758/BF03204766](https://doi.org/10.3758/BF03204766). URL: <https://doi.org/10.3758/BF03204766>.
- Lyon, Caroline, Ruth Barrett, and James Malcolm (2004). "A theoretical basis to the automated detection of copying between texts, and its practical implementation in the Ferret plagiarism and collusion detector". In: *Plagiarism: Prevention, Practice and Policies*.
- Lyon, Caroline, James Malcolm, and Bob Dickerson (2001). "Detecting Short Passages of Similar Text in Large Document Collections". In: *Proceedings of the 2001 Conference on Empirical Methods in Natural Language Processing*. URL: <https://aclanthology.org/W01-0515>.
- Maheshwary, Rishabh, Saket Maheshwary, and Vikram Pudi (2021). "Generating Natural Language Attacks in a Hard Label Black Box Setting". In: *Thirty-Fifth AAAI Conference on Artificial Intelligence, AAAI 2021, Thirty-Third Conference on Innovative Applications of Artificial Intelligence, IAAI 2021, The Eleventh Symposium on Educational Advances in Artificial Intelligence, EAAI 2021, Virtual Event, February 2-9, 2021*. AAAI Press, pp. 13525–13533. URL: <https://ojs.aaai.org/index.php/AAAI/article/view/17595>.
- Maier, Daniel et al. (2018). "Applying LDA Topic Modeling in Communication Research: Toward a Valid and Reliable Methodology". In: *Communication Methods and Measures*

- 12.2-3, pp. 93–118. DOI: [10.1080/19312458.2018.1430754](https://doi.org/10.1080/19312458.2018.1430754). eprint: <https://doi.org/10.1080/19312458.2018.1430754>. URL: <https://doi.org/10.1080/19312458.2018.1430754>.
- Mallinson, Jonathan, Rico Sennrich, and Mirella Lapata (Apr. 2017). “Paraphrasing Revisited with Neural Machine Translation”. In: *Proceedings of the 15th Conference of the European Chapter of the Association for Computational Linguistics: Volume 1, Long Papers*. Valencia, Spain: Association for Computational Linguistics, pp. 881–893. URL: <https://aclanthology.org/E17-1083>.
- Manning, Christopher D (2006). “Local textual inference: it’s hard to circumscribe, but you know it when you see it—and nlp needs it.” In.
- Marteau, Pierre-François (Mar. 2018). “Sequence Covering Similarity for Symbolic Sequence Comparison”. working paper or preprint. URL: <https://hal.archives-ouvertes.fr/hal-01689286>.
- Martin, Fiona and Mark Johnson (Dec. 2015). “More Efficient Topic Modelling Through a Noun Only Approach”. In: *Proceedings of the Australasian Language Technology Association Workshop 2015*. Parramatta, Australia, pp. 111–115. URL: <https://aclanthology.org/U15-1013>.
- Martinez-Gil, Jorge (Dec. 2014). “An overview of textual semantic similarity measures based on web intelligence”. In: *Artificial Intelligence Review* 42.4, pp. 935–943. ISSN: 1573-7462. DOI: [10.1007/s10462-012-9349-8](https://doi.org/10.1007/s10462-012-9349-8). URL: <https://doi.org/10.1007/s10462-012-9349-8>.
- Mathur, Nitika, Timothy Baldwin, and Trevor Cohn (July 2019). “Putting Evaluation in Context: Contextual Embeddings Improve Machine Translation Evaluation”. In: *Proceedings of the 57th Annual Meeting of the Association for Computational Linguistics*. Florence, Italy: Association for Computational Linguistics, pp. 2799–2808. DOI: [10.18653/v1/P19-1269](https://doi.org/10.18653/v1/P19-1269). URL: <https://aclanthology.org/P19-1269>.
- McDaniel College, The Writing Center (n.d.). *The paramedic method*. URL: https://writingcenter.mcdaniel.edu/owl_handout/the-paramedic-method/.

- McDonald, Ryan (Apr. 2006). “Discriminative Sentence Compression with Soft Syntactic Evidence”. In: *11th Conference of the European Chapter of the Association for Computational Linguistics*. Trento, Italy: Association for Computational Linguistics, pp. 297–304. URL: <https://aclanthology.org/E06-1038>.
- McGowan, Jamie (Sept. 2021). *Topic model based recommendation systems*. URL: <https://towardsdatascience.com/topic-model-based-recommendation-systems-a02d198408b7>.
- Mehrotra, Rishabh et al. (2013). “Improving LDA Topic Models for Microblogs via Tweet Pooling and Automatic Labeling”. In: *Proceedings of the 36th International ACM SIGIR Conference on Research and Development in Information Retrieval*. SIGIR ’13. Dublin, Ireland: Association for Computing Machinery, pp. 889–892. ISBN: 9781450320344. DOI: [10.1145/2484028.2484166](https://doi.org/10.1145/2484028.2484166). URL: <https://doi.org/10.1145/2484028.2484166>.
- Melamud, Oren, Jacob Goldberger, and Ido Dagan (Aug. 2016). “context2vec: Learning Generic Context Embedding with Bidirectional LSTM”. In: *Proceedings of The 20th SIGNLL Conference on Computational Natural Language Learning*. Berlin, Germany: Association for Computational Linguistics, pp. 51–61. DOI: [10.18653/v1/K16-1006](https://doi.org/10.18653/v1/K16-1006). URL: <https://aclanthology.org/K16-1006>.
- Merity, Stephen et al. (2017). “Pointer Sentinel Mixture Models”. In: *5th International Conference on Learning Representations, ICLR 2017, Toulon, France, April 24-26, 2017, Conference Track Proceedings*. OpenReview.net. URL: <https://openreview.net/forum?id=Byj72udxe>.
- Merriam-Webster (n.d.[a]). *Concise definition*. URL: <https://www.merriam-webster.com/dictionary/concise>.
- (n.d.[b]). *Similar definition*. URL: <https://www.merriam-webster.com/dictionary/similar>.
- (n.d.[c]). *Similarity definition*. URL: <https://www.merriam-webster.com/dictionary/similarity>.

- (n.d.[d]). *Text definition*. URL: <https://www.merriam-webster.com/dictionary/text>.
- Metzen, Jan Hendrik et al. (2017). “On Detecting Adversarial Perturbations”. In: *5th International Conference on Learning Representations, ICLR 2017, Toulon, France, April 24-26, 2017, Conference Track Proceedings*. OpenReview.net. URL: <https://openreview.net/forum?id=SJzCSf9xg>.
- Middlebury (n.d.). *Write like a scientist*. URL: <https://sites.middlebury.edu/middsciwriting/overview/professionalism/conciseness/>.
- Mikolov, Tomas, Ilya Sutskever, et al. (2013). “Distributed Representations of Words and Phrases and their Compositionality”. In: *Advances in Neural Information Processing Systems*. Ed. by C.J. Burges et al. Vol. 26. Curran Associates, Inc. URL: <https://proceedings.neurips.cc/paper/2013/file/9aa42b31882ec039965f3c4923ce901b-Paper.pdf>.
- Mikolov, Tomas, Wen-tau Yih, and Geoffrey Zweig (June 2013). “Linguistic Regularities in Continuous Space Word Representations”. In: *Proceedings of the 2013 Conference of the North American Chapter of the Association for Computational Linguistics: Human Language Technologies*. Atlanta, Georgia: Association for Computational Linguistics, pp. 746–751. URL: <https://aclanthology.org/N13-1090>.
- Mikolov, Tomás et al. (2013). “Efficient Estimation of Word Representations in Vector Space”. In: *1st International Conference on Learning Representations, ICLR 2013, Scottsdale, Arizona, USA, May 2-4, 2013, Workshop Track Proceedings*. Ed. by Yoshua Bengio and Yann LeCun. URL: <http://arxiv.org/abs/1301.3781>.
- Miller, George A (1998). *WordNet: An electronic lexical database*. Ed. by Christiane Fellbaum. The MIT Press.
- (Nov. 1995). “WordNet: A Lexical Database for English”. In: *Commun. ACM* 38.11, pp. 39–41. ISSN: 0001-0782. DOI: [10.1145/219717.219748](https://doi.org/10.1145/219717.219748). URL: <https://doi.org/10.1145/219717.219748>.
- Mimno, David et al. (July 2011). “Optimizing Semantic Coherence in Topic Models”. In: *Proceedings of the 2011 Conference on Empirical Methods in Natural Language Processing*.

- Edinburgh, Scotland, UK.: Association for Computational Linguistics, pp. 262–272. URL: <https://aclanthology.org/D11-1024>.
- Missier, Paolo et al. (2016). “Tracking Dengue Epidemics Using Twitter Content Classification and Topic Modelling”. In: *Current Trends in Web Engineering*. Ed. by Sven Casteleyn, Peter Dolog, and Cesare Pautasso. Cham: Springer International Publishing, pp. 80–92. ISBN: 978-3-319-46963-8.
- Mitchellmentor (Mar. 2015). *Writing concisely*. URL: <https://universitymentor.net/tag/writing-concisely/>.
- MON, Monash University (MON) Writing Department (Feb. 2020). *Writing clearly, concisely and precisely*. URL: <https://www.monash.edu/rlo/research-writing-assignments/writing/clear-communication/writing-clearly-concisely-and-precisely>.
- Morris, Charles William (1938). “Foundations of the Theory of Signs”. In: *International encyclopedia of unified science*. Chicago University Press, pp. 1–59.
- Morris, John (Nov. 2020). “Second-Order NLP Adversarial Examples”. In: *Proceedings of the Third BlackboxNLP Workshop on Analyzing and Interpreting Neural Networks for NLP*. Online: Association for Computational Linguistics, pp. 228–237. DOI: [10.18653/v1/2020.blackboxnlp-1.22](https://doi.org/10.18653/v1/2020.blackboxnlp-1.22). URL: <https://aclanthology.org/2020.blackboxnlp-1.22>.
- Moschitti, Alessandro (2006). “Efficient Convolution Kernels for Dependency and Constituent Syntactic Trees”. In: *Machine Learning: ECML 2006*. Ed. by Johannes Fürnkranz, Tobias Scheffer, and Myra Spiliopoulou. Berlin, Heidelberg: Springer Berlin Heidelberg, pp. 318–329. ISBN: 978-3-540-46056-5.
- Moschitti, Alessandro, Daniele Pighin, and Roberto Basili (2008). “Tree Kernels for Semantic Role Labeling”. In: *Computational Linguistics* 34.2, pp. 193–224. DOI: [10.1162/coli.2008.34.2.193](https://doi.org/10.1162/coli.2008.34.2.193). URL: <https://aclanthology.org/J08-2003>.
- Mosteller, Frederick and David L. Wallace (2007). *Inference and disputed authorship: The Federalist*. Center for the Study of Language and Information.

- Nallapati, Ramesh et al. (2016). “Abstractive text summarization using sequence-to-sequence rnns and beyond”. In: *arXiv preprint arXiv:1602.06023*.
- Napoles, Courtney, Keisuke Sakaguchi, and Joel Tetreault (Nov. 2016). “There’s No Comparison: Reference-less Evaluation Metrics in Grammatical Error Correction”. In: *Proceedings of the 2016 Conference on Empirical Methods in Natural Language Processing*. Austin, Texas: Association for Computational Linguistics, pp. 2109–2115. DOI: [10.18653/v1/D16-1228](https://doi.org/10.18653/v1/D16-1228). URL: <https://aclanthology.org/D16-1228>.
- Napoles, Courtney, Keisuke Sakaguchi, and Joel Tetreault (Apr. 2017). “JFLEG: A Fluency Corpus and Benchmark for Grammatical Error Correction”. In: *Proceedings of the 15th Conference of the European Chapter of the Association for Computational Linguistics: Volume 2, Short Papers*. Valencia, Spain: Association for Computational Linguistics, pp. 229–234. URL: <https://aclanthology.org/E17-2037>.
- Narayan, Shashi, Shay B. Cohen, and Mirella Lapata (Oct. 2018a). “Don’t Give Me the Details, Just the Summary! Topic-Aware Convolutional Neural Networks for Extreme Summarization”. In: *Proceedings of the 2018 Conference on Empirical Methods in Natural Language Processing*. Brussels, Belgium: Association for Computational Linguistics, pp. 1797–1807. DOI: [10.18653/v1/D18-1206](https://doi.org/10.18653/v1/D18-1206). URL: <https://aclanthology.org/D18-1206>.
- (June 2018b). “Ranking Sentences for Extractive Summarization with Reinforcement Learning”. In: *Proceedings of the 2018 Conference of the North American Chapter of the Association for Computational Linguistics: Human Language Technologies, Volume 1 (Long Papers)*. New Orleans, Louisiana: Association for Computational Linguistics, pp. 1747–1759. DOI: [10.18653/v1/N18-1158](https://doi.org/10.18653/v1/N18-1158). URL: <https://aclanthology.org/N18-1158>.
- National University of Singapore, Center for English Language Communication (n.d.). *Using appropriate words in an academic essay*. URL: <https://www.nus.edu.sg/celc/research/books/cwtuc/chapter03.pdf>.
- Natureofwriting.com (Nov. 2021). *How to write more concisely: Writing style*. URL: <https://natureofwriting.com/courses/sentence-structure/lessons/concise-sentences-2/topic/concise-sentences/>.

- Naval Postgraduate School, Graduate Writing Center (2021). *Concision*. URL: <https://nps.edu/web/gwc/concision>.
- Naval Postgraduate School, JMGay (2021). *The "Paramedic Method"*. URL: <https://www.nps.edu/documents/111693070/112854021/TheParamedicMethod+JMGay+handout.pdf/6a68bbc1-8fcc-4b1f-94d3-c37bb268ed9e?t=1546651719000>.
- Navigli, Roberto and Simone Paolo Ponzetto (2012). "BabelNet: The automatic construction, evaluation and application of a wide-coverage multilingual semantic network". In: *Artificial Intelligence* 193, pp. 217–250. ISSN: 0004-3702. DOI: <https://doi.org/10.1016/j.artint.2012.07.001>. URL: <https://www.sciencedirect.com/science/article/pii/S0004370212000793>.
- Nelson, Robert K. (May 2011). *Of monsters, men - and topic modeling*. URL: <http://opinionator.blogs.nytimes.com/2011/05/29/of-monsters-men-and-topic-modeling/>.
- Nema, Preksha and Mitesh M. Khapra (Oct. 2018). "Towards a Better Metric for Evaluating Question Generation Systems". In: *Proceedings of the 2018 Conference on Empirical Methods in Natural Language Processing*. Brussels, Belgium: Association for Computational Linguistics, pp. 3950–3959. DOI: [10.18653/v1/D18-1429](https://doi.org/10.18653/v1/D18-1429). URL: <https://aclanthology.org/D18-1429>.
- Nettleton, David F. (2013). "Data mining of social networks represented as graphs". In: *Computer Science Review* 7, pp. 1–34. ISSN: 1574-0137. DOI: <https://doi.org/10.1016/j.cosrev.2012.12.001>. URL: <https://www.sciencedirect.com/science/article/pii/S1574013712000445>.
- Nießen, Sonja et al. (May 2000). "An Evaluation Tool for Machine Translation: Fast Evaluation for MT Research". In: *Proceedings of the Second International Conference on Language Resources and Evaluation (LREC'00)*. Athens, Greece: European Language Resources Association (ELRA). URL: <http://www.lrec-conf.org/proceedings/lrec2000/pdf/278.pdf>.

- Nikolenko, Sergey I., Sergei Koltcov, and Olessia Koltsova (Feb. 2017). “Topic Modelling for Qualitative Studies”. In: *J. Inf. Sci.* 43.1, pp. 88–102. ISSN: 0165-5515. DOI: [10.1177/0165551515617393](https://doi.org/10.1177/0165551515617393). URL: <https://doi.org/10.1177/0165551515617393>.
- Nordquist, Richard (Feb. 2019). *5 ways to cut the clutter in writing*. URL: <https://www.thoughtco.com/ways-to-cut-the-clutter-in-writing-1692721>.
- (Jan. 2020). *Practice in cutting the clutter in writing*. URL: <https://www.thoughtco.com/practice-in-cutting-the-clutter-1692770>.
- Novikova, Jekaterina et al. (Sept. 2017). “Why We Need New Evaluation Metrics for NLG”. In: *Proceedings of the 2017 Conference on Empirical Methods in Natural Language Processing*. Copenhagen, Denmark: Association for Computational Linguistics, pp. 2241–2252. DOI: [10.18653/v1/D17-1238](https://doi.org/10.18653/v1/D17-1238). URL: <https://aclanthology.org/D17-1238>.
- Olteanu, Alexandra, Carlos Castillo, et al. (2014). “Crisislex: A lexicon for collecting and filtering microblogged communications in crises”. In: *Eighth international AAAI conference on weblogs and social media*.
- Olteanu, Alexandra, Sarah Vieweg, and Carlos Castillo (2015). “What to Expect When the Unexpected Happens: Social Media Communications Across Crises”. In: *Proceedings of the 18th ACM Conference on Computer Supported Cooperative Work Social Computing*. CSCW ’15. Vancouver, BC, Canada: Association for Computing Machinery, pp. 994–1009. ISBN: 9781450329224. DOI: [10.1145/2675133.2675242](https://doi.org/10.1145/2675133.2675242). URL: <https://doi.org/10.1145/2675133.2675242>.
- Omelianchuk, Kostiantyn, Vipul Raheja, and Oleksandr Skurzshanskyi (Apr. 2021). “Text Simplification by Tagging”. In: *Proceedings of the 16th Workshop on Innovative Use of NLP for Building Educational Applications*. Online: Association for Computational Linguistics, pp. 11–25. URL: <https://aclanthology.org/2021.bea-1.2>.
- Österreicher, Ferdinand and Igor Vajda (Sept. 2003). “A new class of metric divergences on probability spaces and its applicability in statistics”. In: *Annals of the Institute of Statistical Mathematics* 55.3, pp. 639–653. ISSN: 1572-9052. DOI: [10.1007/BF02517812](https://doi.org/10.1007/BF02517812). URL: <https://doi.org/10.1007/BF02517812>.

- Otsuka, Yanosuke (1936). “The faunal character of the Japanese Pleistocene marine Mollusca, as evidence of climate having become colder during the Pleistocene in Japan”. In: *Biogeograph Soc Japan* 6.16, pp. 165–170.
- Over, Paul, Hoa Dang, and Donna Harman (2007). “DUC in context”. In: *Information Processing & Management* 43.6, pp. 1506–1520.
- Owczarzak, Karolina et al. (July 2012). “Assessing the Effect of Inconsistent Assessors on Summarization Evaluation”. In: *Proceedings of the 50th Annual Meeting of the Association for Computational Linguistics (Volume 2: Short Papers)*. Jeju Island, Korea: Association for Computational Linguistics, pp. 359–362. URL: <https://aclanthology.org/P12-2070>.
- P.V.S, Avinesh and Christian M. Meyer (June 2019). “Data-efficient Neural Text Compression with Interactive Learning”. In: *Proceedings of the 2019 Conference of the North American Chapter of the Association for Computational Linguistics: Human Language Technologies, Volume 1 (Long and Short Papers)*. Minneapolis, Minnesota: Association for Computational Linguistics, pp. 2543–2554. DOI: [10.18653/v1/N19-1262](https://doi.org/10.18653/v1/N19-1262). URL: <https://aclanthology.org/N19-1262>.
- Pagliardini, Matteo, Prakhar Gupta, and Martin Jaggi (June 2018). “Unsupervised Learning of Sentence Embeddings Using Compositional n-Gram Features”. In: *Proceedings of the 2018 Conference of the North American Chapter of the Association for Computational Linguistics: Human Language Technologies, Volume 1 (Long Papers)*. New Orleans, Louisiana: Association for Computational Linguistics, pp. 528–540. DOI: [10.18653/v1/N18-1049](https://doi.org/10.18653/v1/N18-1049). URL: <https://aclanthology.org/N18-1049>.
- Palomar Community College, Academic Technology department (n.d.). *Revision Practice: Writing Concisely*. URL: <https://www2.palomar.edu/pages/eminamide/files/2013/02/Practice-Writing-Concisely.pdf>.
- Panja, Joybrata and Sudip Kumar Naskar (Oct. 2018). “ITER: Improving Translation Edit Rate through Optimizable Edit Costs”. In: *Proceedings of the Third Conference on Machine Translation: Shared Task Papers*. Belgium, Brussels: Association for Computational Linguistics,

- pp. 746–750. DOI: [10.18653/v1/W18-6455](https://doi.org/10.18653/v1/W18-6455). URL: <https://aclanthology.org/W18-6455>.
- Papineni, Kishore et al. (July 2002). “Bleu: a Method for Automatic Evaluation of Machine Translation”. In: *Proceedings of the 40th Annual Meeting of the Association for Computational Linguistics*. Philadelphia, Pennsylvania, USA: Association for Computational Linguistics, pp. 311–318. DOI: [10.3115/1073083.1073135](https://doi.org/10.3115/1073083.1073135). URL: <https://aclanthology.org/P02-1040>.
- Paranyushkin, Dmitry (2011). “Identifying the pathways for meaning circulation using text network analysis”. In: *Nodus Labs* 26, pp. 1–26.
- Parikh, Ankur et al. (Nov. 2016). “A Decomposable Attention Model for Natural Language Inference”. In: *Proceedings of the 2016 Conference on Empirical Methods in Natural Language Processing*. Austin, Texas: Association for Computational Linguistics, pp. 2249–2255. DOI: [10.18653/v1/D16-1244](https://doi.org/10.18653/v1/D16-1244). URL: <https://aclanthology.org/D16-1244>.
- Pasunuru, Ramakanth and Mohit Bansal (June 2018). “Multi-Reward Reinforced Summarization with Saliency and Entailment”. In: *Proceedings of the 2018 Conference of the North American Chapter of the Association for Computational Linguistics: Human Language Technologies, Volume 2 (Short Papers)*. New Orleans, Louisiana: Association for Computational Linguistics, pp. 646–653. DOI: [10.18653/v1/N18-2102](https://doi.org/10.18653/v1/N18-2102). URL: <https://aclanthology.org/N18-2102>.
- Paszke, Adam et al. (2019). “PyTorch: An Imperative Style, High-Performance Deep Learning Library”. In: *Advances in Neural Information Processing Systems* 32. Ed. by H. Wallach et al. Curran Associates, Inc., pp. 8024–8035. URL: <http://papers.nips.cc/paper/9015-pytorch-an-imperative-style-high-performance-deep-learning-library.pdf>.
- Paulus, Romain, Caiming Xiong, and Richard Socher (2018). “A Deep Reinforced Model for Abstractive Summarization”. In: *6th International Conference on Learning Representations, ICLR 2018, Vancouver, BC, Canada, April 30 - May 3, 2018, Conference Track Proceedings*. OpenReview.net. URL: <https://openreview.net/forum?id=HkAClQgA->.

- Pedregosa, F. et al. (2011). “Scikit-learn: Machine Learning in Python”. In: *Journal of Machine Learning Research* 12, pp. 2825–2830.
- Pelletier, Francis Jeffrey and Allen Hazen (2021). “Natural Deduction Systems in Logic”. In: *The Stanford Encyclopedia of Philosophy*. Ed. by Edward N. Zalta. Winter 2021. Metaphysics Research Lab, Stanford University.
- Pennington, Jeffrey, Richard Socher, and Christopher Manning (Oct. 2014). “GloVe: Global Vectors for Word Representation”. In: *Proceedings of the 2014 Conference on Empirical Methods in Natural Language Processing (EMNLP)*. Doha, Qatar: Association for Computational Linguistics, pp. 1532–1543. DOI: [10.3115/v1/D14-1162](https://doi.org/10.3115/v1/D14-1162). URL: <https://aclanthology.org/D14-1162>.
- Peters, Matthew E. et al. (June 2018). “Deep Contextualized Word Representations”. In: *Proceedings of the 2018 Conference of the North American Chapter of the Association for Computational Linguistics: Human Language Technologies, Volume 1 (Long Papers)*. New Orleans, Louisiana: Association for Computational Linguistics, pp. 2227–2237. DOI: [10.18653/v1/N18-1202](https://doi.org/10.18653/v1/N18-1202). URL: <https://aclanthology.org/N18-1202>.
- Peyrard, Maxime, Teresa Botschen, and Iryna Gurevych (Sept. 2017). “Learning to Score System Summaries for Better Content Selection Evaluation.” In: *Proceedings of the Workshop on New Frontiers in Summarization*. Copenhagen, Denmark: Association for Computational Linguistics, pp. 74–84. DOI: [10.18653/v1/W17-4510](https://doi.org/10.18653/v1/W17-4510). URL: <https://aclanthology.org/W17-4510>.
- Phillips, Jeff M (2013). *L7-Distances*. URL: <https://www.cs.utah.edu/~jeffp/teaching/cs5955/L7-Distances.pdf>.
- Poliak, Adam (Nov. 2020). “A survey on Recognizing Textual Entailment as an NLP Evaluation”. In: *Proceedings of the First Workshop on Evaluation and Comparison of NLP Systems*. Online: Association for Computational Linguistics, pp. 92–109. DOI: [10.18653/v1/2020.eval4nlp-1.10](https://doi.org/10.18653/v1/2020.eval4nlp-1.10). URL: <https://aclanthology.org/2020.eval4nlp-1.10>.
- Poliak, Adam et al. (June 2018). “Hypothesis Only Baselines in Natural Language Inference”. In: *Proceedings of the Seventh Joint Conference on Lexical and Computational Semantics*.

- New Orleans, Louisiana: Association for Computational Linguistics, pp. 180–191. DOI: [10.18653/v1/S18-2023](https://doi.org/10.18653/v1/S18-2023). URL: <https://aclanthology.org/S18-2023>.
- Popović, Maja (Sept. 2015). “chrF: character n-gram F-score for automatic MT evaluation”. In: *Proceedings of the Tenth Workshop on Statistical Machine Translation*. Lisbon, Portugal: Association for Computational Linguistics, pp. 392–395. DOI: [10.18653/v1/W15-3049](https://doi.org/10.18653/v1/W15-3049). URL: <https://aclanthology.org/W15-3049>.
- Premerger Notification Office, the, DPIP, and CTO (Dec. 2010). *Dannon agrees to drop exaggerated health claims for activia yogurt and danactive dairy drink*. URL: <https://www.ftc.gov/news-events/news/press-releases/2010/12/dannon-agrees-drop-exaggerated-health-claims-activia-yogurt-danactive-dairy-drink>.
- PU, Purdue University (PU) Writing Lab (n.d.). *Concision*. URL: https://owl.purdue.edu/owl/general_writing/academic_writing/conciseness/index.html.
- Radford, Alec et al. (2019). “Language models are unsupervised multitask learners”. In: *OpenAI blog* 1.8, p. 9.
- Raffel, Colin et al. (2019). “Exploring the Limits of Transfer Learning with a Unified Text-to-Text Transformer”. In: *CoRR* abs/1910.10683. arXiv: [1910.10683](https://arxiv.org/abs/1910.10683). URL: <http://arxiv.org/abs/1910.10683>.
- Rambo, Randy (2019). *English composition 1*. URL: <http://facultyweb.ivcc.edu/rrambo/eng1001/conciseness.htm>.
- Ramos, Juan et al. (2003). “Using tf-idf to determine word relevance in document queries”. In: *Proceedings of the first instructional conference on machine learning*. Vol. 242. 1. Citeseer, pp. 29–48.
- Rankel, Peter A. et al. (Aug. 2013). “A Decade of Automatic Content Evaluation of News Summaries: Reassessing the State of the Art”. In: *Proceedings of the 51st Annual Meeting of the Association for Computational Linguistics (Volume 2: Short Papers)*. Sofia, Bulgaria: Association for Computational Linguistics, pp. 131–136. URL: <https://aclanthology.org/P13-2024>.

- Ravaut, Mathieu, Shafiq Joty, and Nancy F. Chen (2022). “SummaReranker: A Multi-Task Mixture-of-Experts Re-ranking Framework for Abstractive Summarization”. In: *CoRR* abs/2203.06569. DOI: [10.48550/arXiv.2203.06569](https://doi.org/10.48550/arXiv.2203.06569). arXiv: 2203.06569. URL: <https://doi.org/10.48550/arXiv.2203.06569>.
- Rawte, Vipula, Aparna Gupta, and Mohammed J. Zaki (2021). “A Comparative Analysis of Temporal Long Text Similarity: Application to Financial Documents”. In: *Mining Data for Financial Applications*. Ed. by Valerio Bitetta et al. Cham: Springer International Publishing, pp. 77–91. ISBN: 978-3-030-66981-2.
- Reiter, Ehud (Sept. 2018). “A Structured Review of the Validity of BLEU”. In: *Computational Linguistics* 44.3, pp. 393–401. DOI: [10.1162/coli_a_00322](https://doi.org/10.1162/coli_a_00322). URL: <https://aclanthology.org/J18-3002>.
- Resnik, Philip (1995). “Using Information Content to Evaluate Semantic Similarity in a Taxonomy”. In: *Proceedings of the Fourteenth International Joint Conference on Artificial Intelligence, IJCAI 95, Montréal Québec, Canada, August 20-25 1995, 2 Volumes*. Morgan Kaufmann, pp. 448–453. URL: <http://ijcai.org/Proceedings/95-1/Papers/059.pdf>.
- Riezler, Stefan et al. (2003). “Statistical Sentence Condensation using Ambiguity Packing and Stochastic Disambiguation Methods for Lexical-Functional Grammar”. In: *Proceedings of the 2003 Human Language Technology Conference of the North American Chapter of the Association for Computational Linguistics*, pp. 197–204. URL: <https://aclanthology.org/N03-1026>.
- Ritter, Alan et al. (2012). “Open Domain Event Extraction from Twitter”. In: *Proceedings of the 18th ACM SIGKDD International Conference on Knowledge Discovery and Data Mining. KDD '12*. Beijing, China: Association for Computing Machinery, pp. 1104–1112. ISBN: 9781450314626. DOI: [10.1145/2339530.2339704](https://doi.org/10.1145/2339530.2339704). URL: <https://doi.org/10.1145/2339530.2339704>.
- Rodriguez, M.A. and M.J. Egenhofer (2003). “Determining semantic similarity among entity classes from different ontologies”. In: *IEEE Transactions on Knowledge and Data Engineering* 15.2, pp. 442–456. DOI: [10.1109/TKDE.2003.1185844](https://doi.org/10.1109/TKDE.2003.1185844).

- Rowan College of South Jersey, Tutoring site (n.d.). *Paramedic method*. URL: <https://www.rcsj.edu/Tutoring-site/Gloucester-site/Documents/Paramedic%20Method.pdf>.
- Rummel, Rudolph J (1976). “The Vector Approach”. In: *Understanding correlation*. Chap. 5. URL: <http://www.hawaii.edu/powerkills/UC.HTM#C5>.
- Rus, Vasile, Rajendra Banjade, and Mihai Lintean (May 2014). “On Paraphrase Identification Corpora”. In: *Proceedings of the Ninth International Conference on Language Resources and Evaluation (LREC'14)*. Reykjavik, Iceland: European Language Resources Association (ELRA), pp. 2422–2429. URL: http://www.lrec-conf.org/proceedings/lrec2014/pdf/1000_Paper.pdf.
- Rus, Vasile and Mihai Lintean (June 2012). “A Comparison of Greedy and Optimal Assessment of Natural Language Student Input Using Word-to-Word Similarity Metrics”. In: *Proceedings of the Seventh Workshop on Building Educational Applications Using NLP*. Montréal, Canada: Association for Computational Linguistics, pp. 157–162. URL: <https://aclanthology.org/W12-2018>.
- Rush, Alexander M., Sumit Chopra, and Jason Weston (Sept. 2015). “A Neural Attention Model for Abstractive Sentence Summarization”. In: *Proceedings of the 2015 Conference on Empirical Methods in Natural Language Processing*. Lisbon, Portugal: Association for Computational Linguistics, pp. 379–389. DOI: [10.18653/v1/D15-1044](https://doi.org/10.18653/v1/D15-1044). URL: <https://aclanthology.org/D15-1044>.
- Saha, Swarnadeep, Yixin Nie, and Mohit Bansal (Nov. 2020). “ConjNLI: Natural Language Inference Over Conjunctive Sentences”. In: *Proceedings of the 2020 Conference on Empirical Methods in Natural Language Processing (EMNLP)*. Online: Association for Computational Linguistics, pp. 8240–8252. DOI: [10.18653/v1/2020.emnlp-main.661](https://doi.org/10.18653/v1/2020.emnlp-main.661). URL: <https://aclanthology.org/2020.emnlp-main.661>.
- Sai, Ananya B., Mithun Das Gupta, et al. (July 2019). “Re-Evaluating ADEM: A Deeper Look at Scoring Dialogue Responses”. In: *Proceedings of the AAAI Conference on Artificial Intelligence* 33.01, pp. 6220–6227. DOI: [10.1609/aaai.v33i01.33016220](https://doi.org/10.1609/aaai.v33i01.33016220). URL: <https://ojs.aaai.org/index.php/AAAI/article/view/4581>.

- Sai, Ananya B., Akash Kumar Mohankumar, and Mitesh M. Khapra (Jan. 2022). “A Survey of Evaluation Metrics Used for NLG Systems”. In: *ACM Comput. Surv.* 55.2. ISSN: 0360-0300. DOI: [10.1145/3485766](https://doi.org/10.1145/3485766). URL: <https://doi.org/10.1145/3485766>.
- San Jose State University, The Writing Center (n.d.). *Writing concisely*. URL: <https://www.sjsu.edu/writingcenter/docs/handouts/Writing%5C%20Concisely.pdf>.
- Sánchez, David and Montserrat Batet (2013). “A semantic similarity method based on information content exploiting multiple ontologies”. In: *Expert Systems with Applications* 40.4, pp. 1393–1399. ISSN: 0957-4174. DOI: <https://doi.org/10.1016/j.eswa.2012.08.049>. URL: <https://www.sciencedirect.com/science/article/pii/S095741741201010X>.
- Sánchez, David, Montserrat Batet, and David Isern (2011). “Ontology-based information content computation”. In: *Knowledge-Based Systems* 24.2, pp. 297–303. ISSN: 0950-7051. DOI: <https://doi.org/10.1016/j.knosys.2010.10.001>. URL: <https://www.sciencedirect.com/science/article/pii/S0950705110001619>.
- Sánchez, David, Montserrat Batet, David Isern, and Aida Valls (2012). “Ontology-based semantic similarity: A new feature-based approach”. In: *Expert Systems with Applications* 39.9, pp. 7718–7728. ISSN: 0957-4174. DOI: <https://doi.org/10.1016/j.eswa.2012.01.082>. URL: <https://www.sciencedirect.com/science/article/pii/S0957417412000954>.
- Sandhaus, Evan (2008). *The New York Times annotated corpus*. URL: <https://catalog.ldc.upenn.edu/LDC2008T19>.
- Sanh, Victor et al. (2019). “DistilBERT, a distilled version of BERT: smaller, faster, cheaper and lighter”. In: *CoRR* abs/1910.01108. arXiv: [1910.01108](https://arxiv.org/abs/1910.01108). URL: <http://arxiv.org/abs/1910.01108>.
- Šarić, Frane et al. (July 2012). “TakeLab: Systems for Measuring Semantic Text Similarity”. In: **SEM 2012: The First Joint Conference on Lexical and Computational Semantics – Volume 1: Proceedings of the main conference and the shared task, and Volume 2: Proceedings of the Sixth International Workshop on Semantic Evaluation (SemEval 2012)*.

- Montréal, Canada: Association for Computational Linguistics, pp. 441–448. URL: <https://aclanthology.org/S12-1060>.
- Sarwar, Badrul et al. (2002). “Incremental singular value decomposition algorithms for highly scalable recommender systems”. In: *Fifth international conference on computer and information science*. Vol. 1. 012002. Citeseer, pp. 27–8.
- Schluter, Natalie (Apr. 2017). “The limits of automatic summarisation according to ROUGE”. In: *Proceedings of the 15th Conference of the European Chapter of the Association for Computational Linguistics: Volume 2, Short Papers*. Valencia, Spain: Association for Computational Linguistics, pp. 41–45. URL: <https://aclanthology.org/E17-2007>.
- Schnabel, Tobias et al. (Sept. 2015). “Evaluation methods for unsupervised word embeddings”. In: *Proceedings of the 2015 Conference on Empirical Methods in Natural Language Processing*. Lisbon, Portugal: Association for Computational Linguistics, pp. 298–307. DOI: [10.18653/v1/D15-1036](https://doi.org/10.18653/v1/D15-1036). URL: <https://aclanthology.org/D15-1036>.
- See, Abigail, Peter J. Liu, and Christopher D. Manning (July 2017). “Get To The Point: Summarization with Pointer-Generator Networks”. In: *Proceedings of the 55th Annual Meeting of the Association for Computational Linguistics (Volume 1: Long Papers)*. Vancouver, Canada: Association for Computational Linguistics, pp. 1073–1083. DOI: [10.18653/v1/P17-1099](https://doi.org/10.18653/v1/P17-1099). URL: <https://aclanthology.org/P17-1099>.
- Sehwag, Vikash et al. (2019). “Analyzing the Robustness of Open-World Machine Learning”. In: *Proceedings of the 12th ACM Workshop on Artificial Intelligence and Security*. AISEC’19. London, United Kingdom: Association for Computing Machinery, pp. 105–116. ISBN: 9781450368339. DOI: [10.1145/3338501.3357372](https://doi.org/10.1145/3338501.3357372). URL: <https://doi.org/10.1145/3338501.3357372>.
- Sellam, Thibault, Dipanjan Das, and Ankur Parikh (July 2020). “BLEURT: Learning Robust Metrics for Text Generation”. In: *Proceedings of the 58th Annual Meeting of the Association for Computational Linguistics*. Online: Association for Computational Linguistics, pp. 7881–7892. DOI: [10.18653/v1/2020.acl-main.704](https://doi.org/10.18653/v1/2020.acl-main.704). URL: <https://aclanthology.org/2020.acl-main.704>.

- Sennrich, Rico, Barry Haddow, and Alexandra Birch (Aug. 2016). “Neural Machine Translation of Rare Words with Subword Units”. In: *Proceedings of the 54th Annual Meeting of the Association for Computational Linguistics (Volume 1: Long Papers)*. Berlin, Germany: Association for Computational Linguistics, pp. 1715–1725. DOI: [10.18653/v1/P16-1162](https://doi.org/10.18653/v1/P16-1162). URL: <https://aclanthology.org/P16-1162>.
- Severyn, Aliaksei, Massimo Nicosia, and Alessandro Moschitti (Aug. 2013). “Learning Semantic Textual Similarity with Structural Representations”. In: *Proceedings of the 51st Annual Meeting of the Association for Computational Linguistics (Volume 2: Short Papers)*. Sofia, Bulgaria: Association for Computational Linguistics, pp. 714–718. URL: <https://aclanthology.org/P13-2125>.
- Shahmirzadi, Omid, Adam Lugowski, and Kenneth Younge (2019). “Text Similarity in Vector Space Models: A Comparative Study”. In: *2019 18th IEEE International Conference On Machine Learning And Applications (ICMLA)*, pp. 659–666. DOI: [10.1109/ICMLA.2019.00120](https://doi.org/10.1109/ICMLA.2019.00120).
- Shao, Yang (Aug. 2017). “HCTI at SemEval-2017 Task 1: Use convolutional neural network to evaluate Semantic Textual Similarity”. In: *Proceedings of the 11th International Workshop on Semantic Evaluation (SemEval-2017)*. Vancouver, Canada: Association for Computational Linguistics, pp. 130–133. DOI: [10.18653/v1/S17-2016](https://doi.org/10.18653/v1/S17-2016). URL: <https://aclanthology.org/S17-2016>.
- Sharif, Naeha, Lyndon White, Mohammed Bennamoun, and Syed Afaq Ali Shah (July 2018). “Learning-based Composite Metrics for Improved Caption Evaluation”. In: *Proceedings of ACL 2018, Student Research Workshop*. Melbourne, Australia: Association for Computational Linguistics, pp. 14–20. DOI: [10.18653/v1/P18-3003](https://doi.org/10.18653/v1/P18-3003). URL: <https://aclanthology.org/P18-3003>.
- Sharif, Naeha, Lyndon White, Mohammed Bennamoun, and Syed Afaq Ali Shah (Sept. 2018). “NNEval: Neural Network based Evaluation Metric for Image Captioning”. In: *Proceedings of the European Conference on Computer Vision (ECCV)*.
- Shawe-Taylor, John and Nello Cristianini (2004). *Kernel Methods for Pattern Analysis*. Cambridge University Press. ISBN: 978-0-521-81397-6. URL: <http://www.cambridge.org>.

org/gb/knowledge/isbn/item1169757/Kernel%5C%20Methods%5C%20for%5C%20Pattern%5C%20Analysis/?site%5C_locale=en%5C_GB.

Shaynn-Ly Kwan, Jolin and Kwan Hui Lim (2020). “Understanding Public Sentiments, Opinions and Topics about COVID-19 using Twitter”. In: *2020 IEEE/ACM International Conference on Advances in Social Networks Analysis and Mining (ASONAM)*, pp. 623–626. DOI: [10.1109/ASONAM49781.2020.9381384](https://doi.org/10.1109/ASONAM49781.2020.9381384).

Sheehan, Richard Johnson (2018). [pdf] *Concise writing - free download pdf*. URL: https://nanopdf.com/download/concisewriting_pdf.

Shimanaka, Hiroki, Tomoyuki Kajiwara, and Mamoru Komachi (Oct. 2018). “RUSE: Regressor Using Sentence Embeddings for Automatic Machine Translation Evaluation”. In: *Proceedings of the Third Conference on Machine Translation: Shared Task Papers*. Belgium, Brussels: Association for Computational Linguistics, pp. 751–758. DOI: [10.18653/v1/W18-6456](https://doi.org/10.18653/v1/W18-6456). URL: <https://aclanthology.org/W18-6456>.

— (2019). “Machine Translation Evaluation with BERT Regressor”. In: *CoRR abs/1907.12679*. arXiv: [1907.12679](https://arxiv.org/abs/1907.12679). URL: <http://arxiv.org/abs/1907.12679>.

Siddharthan, Advaith (2006). “Syntactic simplification and text cohesion”. In: *Research on Language and Computation* 4.1, pp. 77–109.

Simon, Herbert Alexander (2019). *The Sciences of the Artificial, reissue of the third edition with a new introduction by John Laird*. MIT press.

Simonoff, Jeffrey (2010). *Statistics and Data Analysis (CORI-GB.1305)*.

Sinoara, Roberta A. et al. (2019). “Knowledge-enhanced document embeddings for text classification”. In: *Knowledge-Based Systems* 163, pp. 955–971. ISSN: 0950-7051. DOI: <https://doi.org/10.1016/j.knosys.2018.10.026>. URL: <https://www.sciencedirect.com/science/article/pii/S0950705118305124>.

Snover, Matthew et al. (Aug. 2006). “A Study of Translation Edit Rate with Targeted Human Annotation”. In: *Proceedings of the 7th Conference of the Association for Machine Translation in the Americas: Technical Papers*. Cambridge, Massachusetts, USA: Association for Machine Translation in the Americas, pp. 223–231. URL: <https://aclanthology.org/2006.amta-papers.25>.

- Song, Liwei et al. (June 2021). “Universal Adversarial Attacks with Natural Triggers for Text Classification”. In: *Proceedings of the 2021 Conference of the North American Chapter of the Association for Computational Linguistics: Human Language Technologies*. Online: Association for Computational Linguistics, pp. 3724–3733. DOI: [10.18653/v1/2021.naacl-main.291](https://doi.org/10.18653/v1/2021.naacl-main.291). URL: <https://aclanthology.org/2021.naacl-main.291>.
- Sparck Jones, Karen (1988). “A Statistical Interpretation of Term Specificity and Its Application in Retrieval”. In: *Document Retrieval Systems*. GBR: Taylor Graham Publishing, pp. 132–142. ISBN: 0947568212.
- Spruill, Marcus (2007). “Asymptotic Distribution of Coordinates on High Dimensional Spheres”. In: *Electron. Commun. Probab.* 12, no. 23, 234–247. ISSN: 1083-589X. DOI: [10.1214/ECP.v12-1294](https://doi.org/10.1214/ECP.v12-1294). URL: <http://ecp.ejpecp.org/article/view/1294>.
- SSSI (2021). *How to write clear, concise, and direct - sssi.org.au*. URL: <https://sssi.org.au/SSSI/files/17/178e74a9-bdb6-4767-99f1-8a3e1124b2b8.pdf>.
- St. Louis Community College, The Writing Center (n.d.). *Replacing to be verbs*. URL: <https://stlcc.edu/student-support/academic-success-and-tutoring/writing-center/writing-resources/replacing-to-be-verbs.aspx>.
- Stanchev, Peter, Weiyue Wang, and Hermann Ney (Aug. 2019). “EED: Extended Edit Distance Measure for Machine Translation”. In: *Proceedings of the Fourth Conference on Machine Translation (Volume 2: Shared Task Papers, Day 1)*. Florence, Italy: Association for Computational Linguistics, pp. 514–520. DOI: [10.18653/v1/W19-5359](https://doi.org/10.18653/v1/W19-5359). URL: <https://aclanthology.org/W19-5359>.
- Stanford University, Engineering (n.d.). *Writing style guide*. URL: https://stanford.edu/class/ee267/WIM/writing_style_guide.pdf.
- Stanojević, Miloš and Khalil Sima’an (June 2014a). “BEER: BEtter Evaluation as Ranking”. In: *Proceedings of the Ninth Workshop on Statistical Machine Translation*. Baltimore, Maryland, USA: Association for Computational Linguistics, pp. 414–419. DOI: [10.3115/v1/W14-3354](https://doi.org/10.3115/v1/W14-3354). URL: <https://aclanthology.org/W14-3354>.

- (Oct. 2014b). “Fitting Sentence Level Translation Evaluation with Many Dense Features”. In: *Proceedings of the 2014 Conference on Empirical Methods in Natural Language Processing (EMNLP)*. Doha, Qatar: Association for Computational Linguistics, pp. 202–206. DOI: [10.3115/v1/D14-1025](https://doi.org/10.3115/v1/D14-1025). URL: <https://aclanthology.org/D14-1025>.
- Statistics, Internet Live (2016). *Twitter usage statistics*. Internet. <http://www.internetlivestats.com/twitter-statistics/>. URL: <http://www.internetlivestats.com/twitter-statistics/>.
- Steinskog, Asbjørn, Jonas Therkelsen, and Björn Gambäck (May 2017). “Twitter Topic Modeling by Tweet Aggregation”. In: *Proceedings of the 21st Nordic Conference on Computational Linguistics*. Gothenburg, Sweden: Association for Computational Linguistics, pp. 77–86. URL: <https://aclanthology.org/W17-0210>.
- Stent, Amanda, Matthew Marge, and Mohit Singhai (2005). “Evaluating Evaluation Methods for Generation in the Presence of Variation”. In: *Computational Linguistics and Intelligent Text Processing*. Ed. by Alexander Gelbukh. Berlin, Heidelberg: Springer Berlin Heidelberg, pp. 341–351. ISBN: 978-3-540-30586-6.
- Strunk, William (1918). *ELEMENTARY PRINCIPLES OF COMPOSITION*. URL: <https://www.bartleby.com/141/strunk5.html#13>.
- Su, Keh-Yih, Ming-Wen Wu, and Jing-Shin Chang (1992a). “A New Quantitative Quality Measure for Machine Translation Systems”. In: *COLING 1992 Volume 2: The 14th International Conference on Computational Linguistics*. URL: <https://aclanthology.org/C92-2067>.
- (1992b). “A new quantitative quality measure for machine translation systems”. In: *COLING 1992 Volume 2: The 14th International Conference on Computational Linguistics*.
- Sulem, Elijah, Omri Abend, and Ari Rappoport (June 2018). “Semantic Structural Evaluation for Text Simplification”. In: *Proceedings of the 2018 Conference of the North American Chapter of the Association for Computational Linguistics: Human Language Technologies, Volume 1 (Long Papers)*. New Orleans, Louisiana: Association for Computational Linguistics, pp. 685–696. DOI: [10.18653/v1/N18-1063](https://doi.org/10.18653/v1/N18-1063). URL: <https://aclanthology.org/N18-1063>.

- Sultan, Md Arafat, Steven Bethard, and Tamara Sumner (Aug. 2014). “DLS@CU: Sentence Similarity from Word Alignment”. In: *Proceedings of the 8th International Workshop on Semantic Evaluation (SemEval 2014)*. Dublin, Ireland: Association for Computational Linguistics, pp. 241–246. DOI: [10.3115/v1/S14-2039](https://doi.org/10.3115/v1/S14-2039). URL: <https://aclanthology.org/S14-2039>.
- Sultan, Md Arafat, Steven Bethard, and Tamara Sumner (June 2015). “DLS@CU: Sentence Similarity from Word Alignment and Semantic Vector Composition”. In: *Proceedings of the 9th International Workshop on Semantic Evaluation (SemEval 2015)*. Denver, Colorado: Association for Computational Linguistics, pp. 148–153. DOI: [10.18653/v1/S15-2027](https://doi.org/10.18653/v1/S15-2027). URL: <https://aclanthology.org/S15-2027>.
- Sun, Simeng et al. (June 2019). “How to Compare Summarizers without Target Length? Pitfalls, Solutions and Re-Examination of the Neural Summarization Literature”. In: *Proceedings of the Workshop on Methods for Optimizing and Evaluating Neural Language Generation*. Minneapolis, Minnesota: Association for Computational Linguistics, pp. 21–29. DOI: [10.18653/v1/W19-2303](https://doi.org/10.18653/v1/W19-2303). URL: <https://aclanthology.org/W19-2303>.
- Sun, Yu et al. (Apr. 2020). “ERNIE 2.0: A Continual Pre-Training Framework for Language Understanding”. In: *Proceedings of the AAAI Conference on Artificial Intelligence* 34.05, pp. 8968–8975. DOI: [10.1609/aaai.v34i05.6428](https://doi.org/10.1609/aaai.v34i05.6428). URL: <https://ojs.aaai.org/index.php/AAAI/article/view/6428>.
- Surian, Didi et al. (Aug. 2016). “Characterizing Twitter Discussions About HPV Vaccines Using Topic Modeling and Community Detection”. In: *J Med Internet Res* 18.8, e232. ISSN: 1438-8871. DOI: [10.2196/jmir.6045](https://doi.org/10.2196/jmir.6045). URL: <http://www.ncbi.nlm.nih.gov/pubmed/27573910>.
- Szegedy, Christian et al. (2014). “Intriguing properties of neural networks”. In: *2nd International Conference on Learning Representations, ICLR 2014, Banff, AB, Canada, April 14-16, 2014, Conference Track Proceedings*. Ed. by Yoshua Bengio and Yann LeCun. URL: <http://arxiv.org/abs/1312.6199>.
- Tai, Kai Sheng, Richard Socher, and Christopher D. Manning (July 2015). “Improved Semantic Representations From Tree-Structured Long Short-Term Memory Networks”. In: *Proceedings*

- of the 53rd Annual Meeting of the Association for Computational Linguistics and the 7th International Joint Conference on Natural Language Processing (Volume 1: Long Papers)*. Beijing, China: Association for Computational Linguistics, pp. 1556–1566. DOI: [10.3115/v1/P15-1150](https://doi.org/10.3115/v1/P15-1150). URL: <https://aclanthology.org/P15-1150>.
- Texas A&M University, Writing Centers (n.d.). *Clear; concise writing*. URL: <https://writingcenter.tamu.edu/Students/Writing-Speaking-Guides/Alphabetical-List-of-Guides/Drafting/Clear-Concise-Writing>.
- The University of Iowa, Engineering (n.d.). *The reverse paramedic method*. URL: https://engineering.uiowa.edu/sites/engineering.uiowa.edu/files/2021-03/reverse_paramedic_method_adams_neva.pdf.
- Tien, Nguyen Huy et al. (2019). “Sentence modeling via multiple word embeddings and multi-level comparison for semantic textual similarity”. In: *Information Processing & Management* 56.6, p. 102090. ISSN: 0306-4573. DOI: <https://doi.org/10.1016/j.ipm.2019.102090>. URL: <https://www.sciencedirect.com/science/article/pii/S0306457319301335>.
- Tillmann, Christoph et al. (1997). “Accelerated DP based search for statistical translation”. In: *Fifth European Conference on Speech Communication and Technology, EUROSPEECH 1997, Rhodes, Greece, September 22-25, 1997*. Ed. by George Kokkinakis, Nikos Fakotakis, and Evangelos Dermatas. ISCA. URL: http://www.isca-speech.org/archive/eurospeech%5C_1997/e97%5C_2667.html.
- Tissier, Julien, Christophe Gravier, and Amaury Habrard (Sept. 2017). “Dict2vec : Learning Word Embeddings using Lexical Dictionaries”. In: *Proceedings of the 2017 Conference on Empirical Methods in Natural Language Processing*. Copenhagen, Denmark: Association for Computational Linguistics, pp. 254–263. DOI: [10.18653/v1/D17-1024](https://doi.org/10.18653/v1/D17-1024). URL: <https://aclanthology.org/D17-1024>.
- Touro College, The Writing Center (n.d.). *Writing concise sentences*. URL: <https://www.touro.edu/departments/writing-center/tutorials/writing-concise-sentences/>.

- Toutanova, Kristina et al. (Nov. 2016). "A Dataset and Evaluation Metrics for Abstractive Compression of Sentences and Short Paragraphs". In: *Proceedings of the 2016 Conference on Empirical Methods in Natural Language Processing*. Austin, Texas: Association for Computational Linguistics, pp. 340–350. DOI: [10.18653/v1/D16-1033](https://doi.org/10.18653/v1/D16-1033). URL: <https://aclanthology.org/D16-1033>.
- Tsuchiya, Masatoshi (May 2018). "Performance Impact Caused by Hidden Bias of Training Data for Recognizing Textual Entailment". In: *Proceedings of the Eleventh International Conference on Language Resources and Evaluation (LREC 2018)*. Miyazaki, Japan: European Language Resources Association (ELRA). URL: <https://aclanthology.org/L18-1239>.
- Turian, Joseph P., Luke Shen, and I. Dan Melamed (Sept. 2003). "Evaluation of machine translation and its evaluation". In: *Proceedings of Machine Translation Summit IX: Papers*. New Orleans, USA. URL: <https://aclanthology.org/2003.mtsummit-papers.51>.
- Tversky, Amos (1977). "Features of similarity." In: *Psychological review* 84.4, p. 327.
- UALR, University of Arkansas at Little Rock (UALR) Writing Center (n.d.). *Somes steps toward concise writing*. URL: <https://ualr.edu/writingcenter/somes-steps-toward-concise-writing/>.
- UNC, University of North Carolina (UNC) Chapel Hill Writing Center (Sept. 2021). *Writing concisely*. URL: <https://writingcenter.unc.edu/tips-and-tools/conciseness-handout/>.
- University of Adelaide, The Writing Center (n.d.). *10 tips for cutting your word count*. URL: <https://www.adelaide.edu.au/writingcentre/sites/default/files/docs/learningguide-concisewriting.pdf>.
- University of Alberta, Media Library (n.d.). *Concise writing*. URL: <https://www.ualberta.ca/media-library/ualberta/students/centre-for-writers/documents/resources/concise-writing.pdf>.
- University of Arizona Global Campus, The Writing Center (n.d.). *Writing clearly; concisely*. URL: <https://writingcenter.uagc.edu/writing-clearly-concisely>.

- University of Arkansas, Sam M. Walton College of Business (n.d.). *Concise writing*. URL: https://walton.uark.edu/business-communication-lab/Resources/downloads/Concise_Writing.pdf.
- University of BORÅS, Högskolan i Borås (n.d.). *Writing concisely*. URL: <https://www.hb.se/en/staff/my-employment/competence-development/academic-communication/writing-concisely/>.
- University of Calgary, Learning Commons (n.d.). *Writing style: Concise writing*. URL: <https://lc.ucalgary.edu.ca/writingstyle/concise>.
- University of Central Florida, University Writing Center (n.d.). *Paramedic Method*. URL: https://uwc.cah.ucf.edu/wp-content/uploads/sites/9/2015/04/paramedic_method.pdf.
- University of Evansville, The Writing Center (n.d.). *Trimming the fat: The importance of conciseness*. URL: <https://www.evansville.edu/writingcenter/downloads/conciseness.pdf>.
- University of Illinois Springfield, Center For Academic Success (n.d.). *Writing Clear; Concise Sentences*. URL: <https://www.uis.edu/cas/thelearninghub/writing/handouts/grammar-mechanics-and-style/writing-clear-concise-sentences>.
- University of Leeds, Library (June 2017). *Academic writing*. URL: https://library.leeds.ac.uk/info/14011/writing/106/academic_writing.
- University of Massachusetts Amherst, Academics (n.d.). *Lanham Factor*. URL: https://people.umass.edu/curtis/academics/editingtoolbox/Lanham_LardFactor.pdf.
- University of Nevada Reno, University writing speaking center (n.d.). *Guidelines for clarity concision*. URL: <https://www.unr.edu/writing-speaking-center/student-resources/writing-speaking-resources/guidelines-for-clarity-and-concision>.

University of New England, Online College of Graduate & Professional Studies (Sept. 2020).

Teaching online: 5 tips for concise writing. URL: <https://online.une.edu/blog/5-tips-concise-writing/>.

University of Richmond, The Writing Center (n.d.). *How to Make Sentences Clear and Concise*.

URL: <http://writing2.richmond.edu/writing/wweb/concise.html>.

University of Virginia, School of Law (June 2021). *4 tips to more concise legal writing*. URL:

<https://www.law.virginia.edu/uvalawyer/misc/4-tips-more-concise-legal-writing>.

University of Waterloo, Writing & Communication Centre (Dec. 2018). *Writing concisely*.

URL: <https://uwaterloo.ca/writing-and-communication-centre/resources-writing-concisely>.

UNZ, Massey University (UNZ) The Online Writing & Learning Link (OWLL) (n.d.). *Writing concisely*.

URL: <https://owll.massey.ac.nz/academic-writing/writing-concisely.php>.

UOA The University of Auckland (UOA), Learning Hub (n.d.). *Concise writing*. URL: <https://www.learninghub.ac.nz/writing/academic-style/concise-writing/>.

URI The University of Rhode Island (URI), The Graduate Writing Center (Feb. 2019). *Concise writing: Tips and tricks*.

URL: <https://web.uri.edu/graduate-writing-center/concise-writing-tips-and-tricks/>.

Ursinus College, Center for Writing & Speaking (n.d.). *Writing concisely center for writing and speaking - ursinus*.

URL: <https://www.ursinus.edu/live/files/1174-writing-concisely-pdf>.

UTAH, University of Utah Health (Nov. 2020). *E5: 7 domains of food*. URL: https://healthcare.utah.edu/the-scope/shows.php?shows=1_moomp8q5.

Valencia, Víctor Manuel Sánchez (1991). *Studies on natural logic and categorial grammar*.

Universiteit van Amsterdam.

Van Aken, Joan Ernst (2005). "Management Research as a Design Science: Articulating the

Research Products of Mode 2 Knowledge Production in Management". In: *British Journal of Management* 16.1, pp. 19–36. DOI: <https://doi.org/10.1111/j.1467-8551>.

- 2005.00437.x. eprint: <https://onlinelibrary.wiley.com/doi/pdf/10.1111/j.1467-8551.2005.00437.x>. URL: <https://onlinelibrary.wiley.com/doi/abs/10.1111/j.1467-8551.2005.00437.x>.
- van der Lee, Chris et al. (2021). “Human evaluation of automatically generated text: Current trends and best practice guidelines”. In: *Computer Speech & Language* 67, p. 101151. ISSN: 0885-2308. DOI: <https://doi.org/10.1016/j.csl.2020.101151>. URL: <https://www.sciencedirect.com/science/article/pii/S088523082030084X>.
- Vaswani, Ashish et al. (2017). “Attention is All you Need”. In: *Advances in Neural Information Processing Systems*. Ed. by I. Guyon et al. Vol. 30. Curran Associates, Inc. URL: <https://proceedings.neurips.cc/paper/2017/file/3f5ee243547dee91fbd053c1c4a845aa-Paper.pdf>.
- Vedantam, Ramakrishna, C. Lawrence Zitnick, and Devi Parikh (June 2015). “CIDEr: Consensus-Based Image Description Evaluation”. In: *Proceedings of the IEEE Conference on Computer Vision and Pattern Recognition (CVPR)*.
- Vinz, Sarah (Apr. 2020). *How to write more concisely*. URL: <https://www.scribbr.com/academic-writing/write-concisely/>.
- Wadler, Philip (1989). “Theorems for Free!” In: *Proceedings of the Fourth International Conference on Functional Programming Languages and Computer Architecture*. FPCA '89. Imperial College, London, United Kingdom: Association for Computing Machinery, pp. 347–359. ISBN: 0897913280. DOI: [10.1145/99370.99404](https://doi.org/10.1145/99370.99404). URL: <https://doi.org/10.1145/99370.99404>.
- Wallace, Eric et al. (Nov. 2019). “Universal Adversarial Triggers for Attacking and Analyzing NLP”. In: *Proceedings of the 2019 Conference on Empirical Methods in Natural Language Processing and the 9th International Joint Conference on Natural Language Processing (EMNLP-IJCNLP)*. Hong Kong, China: Association for Computational Linguistics, pp. 2153–2162. DOI: [10.18653/v1/D19-1221](https://doi.org/10.18653/v1/D19-1221). URL: <https://aclanthology.org/D19-1221>.
- Wang, Jia et al. (2018). “Happiness is a Choice: Sentiment and Activity-Aware Location Recommendation”. In: *Companion Proceedings of the The Web Conference 2018*. WWW '18. Lyon,

- France: International World Wide Web Conferences Steering Committee, pp. 1401–1405. ISBN: 9781450356404. DOI: [10.1145/3184558.3191583](https://doi.org/10.1145/3184558.3191583). URL: <https://doi.org/10.1145/3184558.3191583>.
- Wang, Weiyue et al. (Aug. 2016). “CharacTer: Translation Edit Rate on Character Level”. In: *Proceedings of the First Conference on Machine Translation: Volume 2, Shared Task Papers*. Berlin, Germany: Association for Computational Linguistics, pp. 505–510. DOI: [10.18653/v1/W16-2342](https://aclanthology.org/W16-2342). URL: <https://aclanthology.org/W16-2342>.
- Wang, Xuerui and Andrew McCallum (2006). “Topics over Time: A Non-Markov Continuous-Time Model of Topical Trends”. In: *Proceedings of the 12th ACM SIGKDD International Conference on Knowledge Discovery and Data Mining*. KDD ’06. Philadelphia, PA, USA: Association for Computing Machinery, pp. 424–433. ISBN: 1595933395. DOI: [10.1145/1150402.1150450](https://doi.org/10.1145/1150402.1150450). URL: <https://doi.org/10.1145/1150402.1150450>.
- Wang, Yu, Eugene Agichtein, and Michele Benzi (2012). “TM-LDA: Efficient Online Modeling of Latent Topic Transitions in Social Media”. In: *Proceedings of the 18th ACM SIGKDD International Conference on Knowledge Discovery and Data Mining*. KDD ’12. Beijing, China: Association for Computing Machinery, pp. 123–131. ISBN: 9781450314626. DOI: [10.1145/2339530.2339552](https://doi.org/10.1145/2339530.2339552). URL: <https://doi.org/10.1145/2339530.2339552>.
- Wang, Zhiguo, Haitao Mi, and Abraham Ittycheriah (Dec. 2016). “Sentence Similarity Learning by Lexical Decomposition and Composition”. In: *Proceedings of COLING 2016, the 26th International Conference on Computational Linguistics: Technical Papers*. Osaka, Japan: The COLING 2016 Organizing Committee, pp. 1340–1349. URL: <https://aclanthology.org/C16-1127>.
- Weng, Jianshu et al. (2010). “TwitterRank: Finding Topic-Sensitive Influential Twitterers”. In: *Proceedings of the Third ACM International Conference on Web Search and Data Mining*. WSDM ’10. New York, New York, USA: Association for Computing Machinery, pp. 261–270. ISBN: 9781605588896. DOI: [10.1145/1718487.1718520](https://doi.org/10.1145/1718487.1718520). URL: <https://doi.org/10.1145/1718487.1718520>.

- West, Jevin D. and Carl T. Bergstrom (2021). “Misinformation in and about science”. In: *Proceedings of the National Academy of Sciences* 118.15, e1912444117. DOI: [10.1073/pnas.1912444117](https://doi.org/10.1073/pnas.1912444117). eprint: <https://www.pnas.org/doi/pdf/10.1073/pnas.1912444117>. URL: <https://www.pnas.org/doi/abs/10.1073/pnas.1912444117>.
- Widdows, Dominic (2004). *Geometry and Meaning*. Vol. 172. CSLI lecture notes series. CSLI Publications. ISBN: 978-1-57586-448-8.
- Wieting, John, Taylor Berg-Kirkpatrick, et al. (July 2019). “Beyond BLEU: Training Neural Machine Translation with Semantic Similarity”. In: *Proceedings of the 57th Annual Meeting of the Association for Computational Linguistics*. Florence, Italy: Association for Computational Linguistics, pp. 4344–4355. DOI: [10.18653/v1/P19-1427](https://doi.org/10.18653/v1/P19-1427). URL: <https://aclanthology.org/P19-1427>.
- Wieting, John and Kevin Gimpel (July 2018). “ParaNMT-50M: Pushing the Limits of Paraphrastic Sentence Embeddings with Millions of Machine Translations”. In: *Proceedings of the 56th Annual Meeting of the Association for Computational Linguistics (Volume 1: Long Papers)*. Melbourne, Australia: Association for Computational Linguistics, pp. 451–462. DOI: [10.18653/v1/P18-1042](https://doi.org/10.18653/v1/P18-1042). URL: <https://aclanthology.org/P18-1042>.
- Wikipedia (n.d.). *Handedness* — *Wikipedia, The Free Encyclopedia*. [Online; accessed 19-June-2022]. URL: <https://en.wikipedia.org/w/index.php?title=Handedness&oldid=1091909435>.
- Williams, Adina, Nikita Nangia, and Samuel Bowman (June 2018). “A Broad-Coverage Challenge Corpus for Sentence Understanding through Inference”. In: *Proceedings of the 2018 Conference of the North American Chapter of the Association for Computational Linguistics: Human Language Technologies, Volume 1 (Long Papers)*. New Orleans, Louisiana: Association for Computational Linguistics, pp. 1112–1122. DOI: [10.18653/v1/N18-1101](https://doi.org/10.18653/v1/N18-1101). URL: <https://aclanthology.org/N18-1101>.
- Winkler, William E. (1990). “String Comparator Metrics and Enhanced Decision Rules in the Fellegi-Sunter Model of Record Linkage”. In: *Proceedings of the Section on Survey Research*. Washington, DC: ERIC, pp. 354–359. URL: <https://eric.ed.gov/?id=ED325505>.

- Wisconsin University of Wisconsin Madison, The Writing Center (n.d.). *Improving your writing style*. URL: <https://writing.wisc.edu/handbook/style/>.
- Wise, Michael J. (Mar. 1996). "YAP3: Improved Detection of Similarities in Computer Program and Other Texts". In: *SIGCSE Bull.* 28.1, pp. 130–134. ISSN: 0097-8418. DOI: [10.1145/236462.236525](https://doi.org/10.1145/236462.236525). URL: <https://doi.org/10.1145/236462.236525>.
- Wiseman, Sam, Stuart Shieber, and Alexander Rush (Sept. 2017). "Challenges in Data-to-Document Generation". In: *Proceedings of the 2017 Conference on Empirical Methods in Natural Language Processing*. Copenhagen, Denmark: Association for Computational Linguistics, pp. 2253–2263. DOI: [10.18653/v1/D17-1239](https://doi.org/10.18653/v1/D17-1239). URL: <https://aclanthology.org/D17-1239>.
- Wong, Billy and Chunyu Kit (Sept. 2009). "ATEC: automatic evaluation of machine translation via word choice and word order". In: *Machine Translation* 23.2, pp. 141–155. ISSN: 1573-0573. DOI: [10.1007/s10590-009-9061-x](https://doi.org/10.1007/s10590-009-9061-x). URL: <https://doi.org/10.1007/s10590-009-9061-x>.
- WU, Walden University (WU) Writing Center (n.d.). *Scholarly voice: Writing concisely*. URL: <https://academicguides.waldenu.edu/writingcenter/scholarlyvoice/writingconcisely>.
- Xu, Jiacheng et al. (July 2020). "Discourse-Aware Neural Extractive Text Summarization". In: *Proceedings of the 58th Annual Meeting of the Association for Computational Linguistics*. Online: Association for Computational Linguistics, pp. 5021–5031. DOI: [10.18653/v1/2020.acl-main.451](https://doi.org/10.18653/v1/2020.acl-main.451). URL: <https://aclanthology.org/2020.acl-main.451>.
- Xu, Wei et al. (2016). "Optimizing Statistical Machine Translation for Text Simplification". In: *Transactions of the Association for Computational Linguistics* 4, pp. 401–415. DOI: [10.1162/tacl_a_00107](https://doi.org/10.1162/tacl_a_00107). URL: <https://aclanthology.org/Q16-1029>.
- Xu, Weilin, David Evans, and Yanjun Qi (2018). "Feature Squeezing: Detecting Adversarial Examples in Deep Neural Networks". In: *25th Annual Network and Distributed System Security Symposium, NDSS 2018, San Diego, California, USA, February 18-21, 2018*. The Internet Society. URL: <http://wp.internet-society.org/ndss/wp-content/>

- [uploads/sites/25/2018/02/ndss2018%5C_03A-4%5C_Xu%5C_paper.pdf](#).
- YALE-NUS College, The Writing Center (n.d.). *Hamilton College 7 Deadly Sins of Writing*. URL: <https://writerscentre.yale-nus.edu.sg/wp-content/uploads/sites/7/2019/07/Hamilton-College-7-Deadly-Sins-of-Writing.pdf>.
- Yang, Sidi and Haiyi Zhang (2018). “Text Mining of Twitter Data Using a Latent Dirichlet Allocation Topic Model and Sentiment Analysis”. In: *International Journal of Computer and Information Engineering* 12.7, pp. 525–529. ISSN: eISSN: 1307-6892. URL: <https://publications.waset.org/vol/139>.
- Yang, Zhilin et al. (2019). “Xlnet: Generalized autoregressive pretraining for language understanding”. In: *Advances in neural information processing systems* 32.
- Yao, Liang et al. (2015). “Incorporating Probabilistic Knowledge into Topic Models”. In: *Advances in Knowledge Discovery and Data Mining*. Ed. by Tru Cao et al. Cham: Springer International Publishing, pp. 586–597. ISBN: 978-3-319-18032-8.
- Yatskar, Mark et al. (June 2010). “For the sake of simplicity: Unsupervised extraction of lexical simplifications from Wikipedia”. In: *Human Language Technologies: The 2010 Annual Conference of the North American Chapter of the Association for Computational Linguistics*. Los Angeles, California: Association for Computational Linguistics, pp. 365–368. URL: <https://aclanthology.org/N10-1056>.
- Zaenen, Annie, Lauri Karttunen, and Richard Crouch (June 2005). “Local Textual Inference: Can it be Defined or Circumscribed?” In: *Proceedings of the ACL Workshop on Empirical Modeling of Semantic Equivalence and Entailment*. Ann Arbor, Michigan: Association for Computational Linguistics, pp. 31–36. URL: <https://aclanthology.org/W05-1206>.
- Zang, Yuan et al. (July 2020). “Word-level Textual Adversarial Attacking as Combinatorial Optimization”. In: *Proceedings of the 58th Annual Meeting of the Association for Computational Linguistics*. Online: Association for Computational Linguistics, pp. 6066–6080. DOI:

- 10.18653/v1/2020.acl-main.540. URL: <https://aclanthology.org/2020.acl-main.540>.
- Zhang, Hao and Daniel Gildea (Apr. 2007). “Factorization of Synchronous Context-Free Grammars in Linear Time”. In: *Proceedings of SSST, NAACL-HLT 2007 / AMTA Workshop on Syntax and Structure in Statistical Translation*. Rochester, New York: Association for Computational Linguistics, pp. 25–32. URL: <https://aclanthology.org/W07-0404>.
- Zhang, Haoyu et al. (Nov. 2019). “Pretraining-Based Natural Language Generation for Text Summarization”. In: *Proceedings of the 23rd Conference on Computational Natural Language Learning (CoNLL)*. Hong Kong, China: Association for Computational Linguistics, pp. 789–797. DOI: 10.18653/v1/K19-1074. URL: <https://aclanthology.org/K19-1074>.
- Zhang, Jingqing et al. (2020). “PEGASUS: Pre-training with Extracted Gap-sentences for Abstractive Summarization”. In: *Proceedings of the 37th International Conference on Machine Learning, ICML 2020, 13-18 July 2020, Virtual Event*. Vol. 119. Proceedings of Machine Learning Research. PMLR, pp. 11328–11339. URL: <http://proceedings.mlr.press/v119/zhang20ae.html>.
- Zhang, Tianyi et al. (2019). “BERTScore: Evaluating Text Generation with BERT”. In: *CoRR* abs/1904.09675. arXiv: 1904.09675. URL: <http://arxiv.org/abs/1904.09675>.
- Zhang, Xingxing and Mirella Lapata (Sept. 2017). “Sentence Simplification with Deep Reinforcement Learning”. In: *Proceedings of the 2017 Conference on Empirical Methods in Natural Language Processing*. Copenhagen, Denmark: Association for Computational Linguistics, pp. 584–594. DOI: 10.18653/v1/D17-1062. URL: <https://aclanthology.org/D17-1062>.
- Zhang, Ying, Stephan Vogel, and Alex Waibel (May 2004). “Interpreting BLEU/NIST Scores: How Much Improvement do We Need to Have a Better System?” In: *Proceedings of the Fourth International Conference on Language Resources and Evaluation (LREC’04)*. Lisbon, Portugal: European Language Resources Association (ELRA). URL: <http://www.lrec-conf.org/proceedings/lrec2004/pdf/755.pdf>.

- Zhao, Wayne Xin et al. (2011). “Comparing Twitter and Traditional Media Using Topic Models”. In: *Advances in Information Retrieval*. Ed. by Paul Clough et al. Berlin, Heidelberg: Springer Berlin Heidelberg, pp. 338–349. ISBN: 978-3-642-20161-5.
- Zhao, Wei et al. (Nov. 2019). “MoverScore: Text Generation Evaluating with Contextualized Embeddings and Earth Mover Distance”. In: *Proceedings of the 2019 Conference on Empirical Methods in Natural Language Processing and the 9th International Joint Conference on Natural Language Processing (EMNLP-IJCNLP)*. Hong Kong, China: Association for Computational Linguistics, pp. 563–578. DOI: [10.18653/v1/D19-1053](https://doi.org/10.18653/v1/D19-1053). URL: <https://aclanthology.org/D19-1053>.
- Zheng, Danning et al. (Aug. 2021). “Towards Lifestyle Understanding: Predicting Home and Vacation Locations from User’s Online Photo Collections”. In: *Proceedings of the International AAAI Conference on Web and Social Media 9.1*, pp. 553–560. URL: <https://ojs.aaai.org/index.php/ICWSM/article/view/14591>.
- Zheng, Xin, Jialong Han, and Aixun Sun (2018). “A Survey of Location Prediction on Twitter”. In: *IEEE Transactions on Knowledge and Data Engineering* 30.9, pp. 1652–1671. DOI: [10.1109/TKDE.2018.2807840](https://doi.org/10.1109/TKDE.2018.2807840).
- Zhong, Ming, Pengfei Liu, Yiran Chen, et al. (July 2020). “Extractive Summarization as Text Matching”. In: *Proceedings of the 58th Annual Meeting of the Association for Computational Linguistics*. Online: Association for Computational Linguistics, pp. 6197–6208. DOI: [10.18653/v1/2020.acl-main.552](https://doi.org/10.18653/v1/2020.acl-main.552). URL: <https://aclanthology.org/2020.acl-main.552>.
- Zhong, Ming, Pengfei Liu, Danqing Wang, et al. (July 2019). “Searching for Effective Neural Extractive Summarization: What Works and What’s Next”. In: *Proceedings of the 57th Annual Meeting of the Association for Computational Linguistics*. Florence, Italy: Association for Computational Linguistics, pp. 1049–1058. DOI: [10.18653/v1/P19-1100](https://doi.org/10.18653/v1/P19-1100). URL: <https://aclanthology.org/P19-1100>.
- Zhou, Fan et al. (Feb. 2020). “Semi-Supervised Trajectory Understanding with POI Attention for End-to-End Trip Recommendation”. In: *ACM Trans. Spatial Algorithms Syst.* 6.2. ISSN: 2374-0353. DOI: [10.1145/3378890](https://doi.org/10.1145/3378890). URL: <https://doi.org/10.1145/3378890>.

- Zhou, Yangqiaoyu and Chenhao Tan (Nov. 2021). “Investigating the Effect of Natural Language Explanations on Out-of-Distribution Generalization in Few-shot NLI”. In: *Proceedings of the Second Workshop on Insights from Negative Results in NLP*. Online and Punta Cana, Dominican Republic: Association for Computational Linguistics, pp. 117–124. DOI: [10.18653/v1/2021.insights-1.17](https://doi.org/10.18653/v1/2021.insights-1.17). URL: <https://aclanthology.org/2021.insights-1.17>.
- Zhu, Ganggao and Carlos A. Iglesias (2017). “Computing Semantic Similarity of Concepts in Knowledge Graphs”. In: *IEEE Transactions on Knowledge and Data Engineering* 29.1, pp. 72–85. DOI: [10.1109/TKDE.2016.2610428](https://doi.org/10.1109/TKDE.2016.2610428).
- Zhu, Zhemin, Delphine Bernhard, and Iryna Gurevych (Aug. 2010). “A Monolingual Tree-based Translation Model for Sentence Simplification”. In: *Proceedings of the 23rd International Conference on Computational Linguistics (Coling 2010)*. Beijing, China: Coling 2010 Organizing Committee, pp. 1353–1361. URL: <https://aclanthology.org/C10-1152>.
- Ziegler, Dominik, Josef Sabongui, and Gerald Pfalinger (2019). “Fine-Grained Access Control in Industrial Internet of Things - Evaluating Outsourced Attribute-Based Encryption”. In: *ICT Systems Security and Privacy Protection - 34th IFIP TC 11 International Conference, SEC 2019, Lisbon, Portugal, June 25-27, 2019, Proceedings*. Ed. by Gurpreet Dhillon et al. Vol. 562. IFIP Advances in Information and Communication Technology. Springer, pp. 91–104. DOI: [10.1007/978-3-030-22312-0_7](https://doi.org/10.1007/978-3-030-22312-0_7). URL: https://doi.org/10.1007/978-3-030-22312-0_7.
- Zubiaga, Arkaitz et al. (Mar. 2016). “Analysing How People Orient to and Spread Rumours in Social Media by Looking at Conversational Threads”. In: *PLOS ONE* 11.3, pp. 1–29. DOI: [10.1371/journal.pone.0150989](https://doi.org/10.1371/journal.pone.0150989). URL: <https://doi.org/10.1371/journal.pone.0150989>.
- Zwillinger, Daniel and Stephen Kokoska (1999). *CRC standard probability and statistics tables and formulae*. Crc Press.