

MetaSpeech: Speech Effects Switch Along with Environment for Metaverse

Xulong Zhang, Jianzong Wang*, Ning Cheng, Jing Xiao
Ping An Technology (Shenzhen) Co., Ltd.

Abstract—Metaverse expands the physical world to a new dimension, and the physical environment and Metaverse environment can be directly connected and entered. Voice is an indispensable communication medium in the real world and Metaverse. Fusion of the voice with environment effects is important for user immersion in Metaverse. In this paper, we proposed using the voice conversion based method for the conversion of target environment effect speech. The proposed method was named MetaSpeech, which introduces an environment effect module containing an effect extractor to extract the environment information and an effect encoder to encode the environment effect condition, in which gradient reversal layer was used for adversarial training to keep the speech content and speaker information while disentangling the environmental effects. From the experiment results on the public dataset of LJSpeech with four environment effects, the proposed model could complete the specific environment effect conversion and outperforms the baseline methods from the voice conversion task.

Index Terms—metaverse, environment effect, audio effect, voice conversion, room impulse response

I. INTRODUCTION

Metaverse [1]–[3] is the expansion of the real world in the virtual world. It is digitalization and virtualization based on the physical world so that people can carry out their daily work and entertainment in a more convenient way. People can enter Metaverse at any time from different locations, and instantly enter the same meeting room to start a work discussion meeting on time. Eliminates the physical constraints of the physical world and the constraints of resource-constrained conference rooms [4]. We can also carry out unrealistic activities in the real world in Metaverse. For example, in Metaverse, it is possible to achieve instantaneous movement free from geographical constraints and production and creation free from material constraints.

Although Metaverse can break many constraints in the real world, Metaverse must also provide a more realistic experience and immersion [5]. People can interact and walk around in different environments of Metaverse, such as ending a work meeting from a conference room in Metaverse, entering a gallery in Metaverse to enjoy art parting, or entering a concert hall to enjoy a large-scale symphony. Although the transition of different scenes can be ignored as instant transfer, the immersion needs to allow users to experience different environmental atmospheres in different environments, including visual space and sound.

Voice effects [6]–[8] in different environments will bring different perception effects to listeners according to the size of the space and the material of the environment. Two methods are usually used to add environmental sound effects to the recorded vocal sound in a virtual scene [9], [10], one is parameter calculation, and the other is manual tuning. The parameter calculation is to calculate the reflection structure of the sound according to the material and distance in the physical environment to convolve the comb-like shape filter with the vocal sound. Manual tuning [11] is to adjust or increase certain audio components in the audio based on experience. For different scenes in Metaverse, different sound effects need to be designed to enhance the difference of playback audio, such as enhancing vocals, bass compensation, expanding surround and creating artificial reverberation, *etc.*, to achieve surround feeling, vocals, presence, and other auditory effects are enhanced.

An audio effect based on modulation or varying with time relates to an audio processor. The use of delay lines and digital filters can implement many audio effects [12]. Recently the deep model-based method has achieved outperformance on many tasks [13], [14], it also been applied for the generation of audio effects. Convolutional neural networks and recurrent neural networks are combined to model audio special effects. While the handcraft audio effects or the learned audio effects can be directly applied to the vocal to achieve the specific environmental effects. But there needs the clean vocal of the speech such as the studio or soundproof room. This is not easy for the user to get access to Metaverse anywhere they want.

In this paper, we proposed the framework of effect conversion to remove the source effect and replace it with the specific target effect. For the effect conversion, we disentangle the speech and environment with two separate representations. With the reference speech in the target environment, we extract the environment latent and fusion with the speech of the source to decode the generated speech with only the target environment effect. To enhance the naturalness of the generated speech, a variance adaptor was added to the latent representation.

Our contribution can be concluded as: 1) For Metaverse, we proposed the speech effects switch method by the framework of effect conversion. 2) Disentanglement of the environment effect was modeled as a latent representation of an effect extractor. 3) Variance adaptor was proposed to enhance the naturalness of the generated speech.

*Corresponding author: Jianzong Wang, jzwang@188.com.

II. RELATED WORKS

The effect conversion task is similar to the voice conversion (VC) [15]–[21] task in terms of spectrum conversion, both need to do a conversion of the target speech. But in the voice conversion, there is only a need to keep the content the same. The conversion of the environment effect needs to keep the content and the same timbre of the source speaker. To some extent, it can be treated as the same when content not just the information of speech text.

The voice conversion models can be categorized into three main classes, they are GAN based model [22]–[25], VAE based model [26]–[28] and encoder-decoder based model [29]–[31]. Kaneko *et al.* [22] applied the CycleGAN on the voice conversion task, with the cycle consistent loss resolving the need of parallel dataset. This method shows a performance comparably to a parallel VC method. However, the generated speech still has a large gap with the real speech. An enhanced version CycleGAN-VC2 is updated by Kaneko *et al.* [32], which incorporates three new enhancements for the generator, discriminator, and objective separately. However, the two methods are both used for mel-cepstrum conversion, which cannot be directly used for mel-spectrum or spectrum, which has no ability for the modeling of the aperiodicities information.

While the GAN based VC methods are tough in training and have the poor ability of generalization to the out-of-set speaker. On the other hand, VAE is easier to train. The VAE based model [26], [33] also can commit a conversion on the non-parallel corpora. Through a condition of speaker embedding as an additional input for CVAE [27] can achieve specific conversion of the target speaker. However, CVAE alone often suffers from over-smoothing of the output and cannot guarantee the distribution matching. Qian *et al.* [29] propose to use an autoencoder with a well-designed bottleneck for the disentanglement of content and speaker style. With only a self-reconstruct loss it can achieve distribution matching style transfer and could perform the zero-shot voice conversion.

To the environment effect switch task, many environments could be created and the entrance environment to Metaverse could be various. Motivated by the voice conversion methods, we proposed to do a disentanglement of the effect and commit any to any conversion of environment effect.

III. METHOD

In this section, we first give the overview of the proposed method and then show the detail of the main components. We also introduce the training and inference process of the proposed method for speech environment effect conversion.

A. Model Overview

As shown in Figure 1, the main modules include a mel encoder, an environment effect module. The mel encoder is built up with convolutional layers with 1-dimensional convolution along the time axis. The variance adaptor based on the work in [34], it contains pitch predictor and energy predictor to predict the pitch and energy for naturalness enhancement

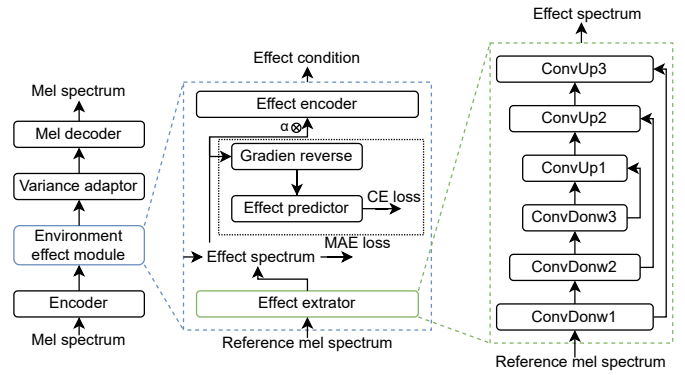


Fig. 1. The framework of environment effect conversion

of the generated target speech. The mel decoder is used for the generation of mel spectrum from the latent variable. A feed-forward transformer is used for the mel decoder. The environment effect module is the core of the speech environment effect conversion, it contains an effect extractor, an effect encoder, and an effect predictor to enhance the extracted effect in an adversarial way. The Environment effect module will be described in detail at III-B.

B. Environment Effect Module

In this section, we will introduce the environment effect module. Through an effect extractor and an effect predictor with a target-specific gradient reversal layer to enhance the representation of the effect spectrum. Finally, the controllable effect spectrum is embedded as an effect condition to add the speech content for the environment effect conversion.

1) *Effect Extractor*: The effect extractor aims to disentangle the effect spectrum y' from the reference mel spectrum y . As shown in the right of Figure 1, we proposed to use the architecture of Unet for effect spectrum extractor. There are three convolutional down layers and three convolutional up layers, both up and down layers are used 1-dimensional convolution, and each convolutional layer follows with a batch normalization layer and with the activation of ReLU. The training of the Unet is jointly with the effect spectrum predictor, the classifier can help the end-to-end gradient propagation without a specific label of the target effect spectrum y' .

2) *Effect Encoder*: The effect encoder combines the source speech content and the extracted reference effect spectrum with a controllable factor α to generate an effect condition of the speech of the target environment. The effect encoder is built up with a convolution layer, padding and dilation are both 1. For constraints of the same length, during the training, we used two paired data that one is the source and reference spectrum is the same and the other is with the same environment and a fixed max length.

3) *Adversarial Classifier*: We set two adversarial classifiers in the environment effect module. One is for the mel encoder output with gradient reversal layer to make the mel encoder without the representation of environment effect. The other

one is for the effect extractor to clearly represent the specific effect with gradient reversal on non-target effect samples. In this way, we force the effect encoder to learn the representation related to the specific effect without containing speech content information. Let x be the input source mel spectrum, there is a reconstruct loss for the speech as shown in Equation 1.

$$L_{recon} = L_{MSE}(x, Dec(Enc(x) + EE(y) + Var(Enc(x)))) \quad (1)$$

where $L_{MSE}(\cdot, \cdot)$ is the calculation of mean squared error loss, $Dec(\cdot)$ is the mel decoder, $Enc(\cdot)$ is the mel encoder, $EE(\cdot)$ is the effect extractor, $Var(\cdot)$ is the variance adaptor. There are two losses in the variance adaptor as shown in Equation 2 and Equation 3 for the pitch predictor (L_{pitch}) and energy predictor (L_{energy}) separately.

$$L_{pitch} = L_{MSE}(x_p, PP(Enc(x))) \quad (2)$$

$$L_{energy} = L_{MSE}(x_e, EP(Enc(x))) \quad (3)$$

where x_p and x_e are the pitch and energy of speech x separately. The $PP(\cdot)$ is the pitch predictor, and $EP(\cdot)$ is the energy predictor. There are two adversarial losses L_{advC} and L_{advE} as shown in Equation 4 and Equation 5 for the two classifiers of encoder content and environment effects separately.

$$L_{advC} = L_{ce}(GRL(Enc(x)), x_{ef}) \quad (4)$$

where $GRL(\cdot)$ is the gradient reversal layer, x_{ef} is the environment class of the speech x .

$$L_{advE} = L_{ce}(GRL_{non}(EE(y)), y_{ef}) \quad (5)$$

where $GRL_{non}(\cdot)$ is the gradient reversal layer only work on non target classes, y_{ef} is the environment effect of reference speech. Finally, the total loss L_{total} is the sum of the five losses as shown in Equation 6.

$$L_{total} = L_{recon} + L_{pitch} + L_{energy} + L_{advC} + L_{advE} \quad (6)$$

C. Training and Inference

The detailed procedure is shown in Algorithm 1. There are three steps in the model training phase. The same environment effect audios will be used for the training of environment effect extractor by a self reconstruction task. In the second step, the environment classifier was trained by adding a gradient reversal layer, it does reverse the gradient for the specific target of the output of the environment effect extractor. In the third step, the variance adaptor, classifiers, and the encoder-decoder for mel spectrum are jointly trained. During the inference phase, there are mainly three steps for the target environment audio generation. In the first step, the target effect condition was extracted from the reference mel spectrum. In the second step, encoded source audio and the effect condition for the latent vector of the target audio. In the third step, with the latent vector of the target audio to decode. Finally, we use a vocoder of HiFi-GAN to get the audio waveform.

Algorithm 1: Training and inference

Training phase:

Input: source mels x , reference mels y , source pitch x_p , source energy x_e , source environment x_{ef}

Result: trained model $f(\cdot)$

Step 1: Self reconstruct using the same environment effect reference audio for the effect extractor.

Step 2: Add gradient reversal layer to train the environment classifier for the output of mel encoder. Specific target to add gradient reversal layer for the environment classifier for the output of effect extractor.

Step 3: Jointly train the variance adaptor, environment classifiers and the encoder decoder for mel spectrum.

Inference phase:

Input: source mel, reference mel

Result: target environment audio

Step 1: Extract environment effect condition from reference mel.

Step 2: Encode the source target and sum it with the effect condition with a controllable weight.

Step 3: Decode the latent variable to mel spectrum. With the vocoder of HiFi-GAN for the synthesis of the audio waveform.

IV. EXPERIMENTS AND RESULT

A. Dataset

As the previous work by Ratnarajah *et al.* [35], they use a public dataset [36] in a far-field way to simulate the realistic data for training. We used four environment effects including *Bathroom*, *Cave*, *Classroom* and *Gallery* on the public dataset of LJSpeech [37] together to generate a dataset for the experiment. The room impulse response of the selected environment was convoluted with the raw speech in the LJSpeech. The four different environment room impulse responses were shown in Figure 2. The LJSpeech total has 13100 clips with a total duration of about 24 hours. We do a preprocess of that the environment effect was convoluted with the audio wave to generate the simulated environment audio. After the preprocessing, we have four environment effects and finally enlarge the dataset five times of the LJSpeech.

B. Experiment Setup

As the method mainly do the conversion of environment effect from source speech to target, we compare the voice conversion models as baselines to do the task of environment effect switch. The baselines of AutoVC [29], CycleGAN-VC3 [38] and SpeechSplit [30] were retrained on the same dataset of LJSpeech for environment effect conversion.

The preprocess of mel spectrum, pitch, and energy was computed firstly. We used the pyworld for pitch estimation. All the audio data were resampled to 22.05kHz, the mel channels

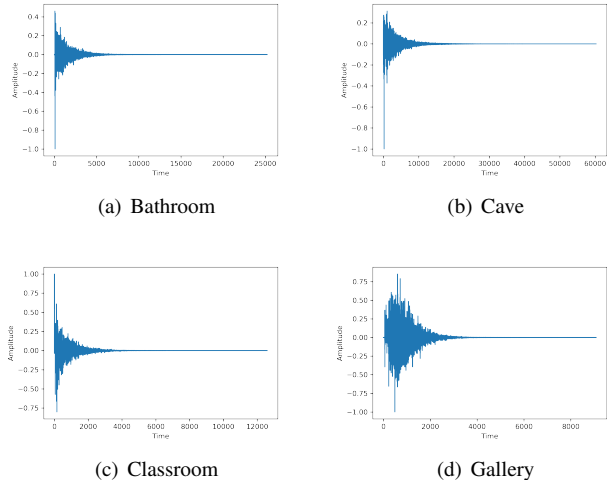


Fig. 2. The four room impulse response used for the environment simulation dataset: (a) Bathroom, (b) Cave, (c) Classroom and (d) Gallery

were set to 80. It should be noted that we chose the maximum length of the mel spectrum as 1200 for padding.

As to the model configuration used in the experiment, we mainly based the backbone network of Fastspeech2 [34]. We based on the main architecture of Fastspeech2 and alter the encoder for mel spectrum input with convolution 1D layer. The environment effect extractor was added with a U-net architecture convolution layer, which contains 4 down layers and 4 up layers. In the down layer, a 1D max pooling with kernel size of 2. In the up layer, a transposed 1D convolution layer, and a stack of 2 1D convolution layers same with the down layer. The gradient reversal layer was implemented within the backward function to do a negative process. The environment effect classifiers were both use a stack of two 1D convolutional layers, connect with a linear layer.

The training mainly contains a single GPU of Tesla V100. We set the batch size of 16, and total training steps of 900K, every 10K steps will save the trained model. We used Adam optimizer and set the $\beta_1, \beta_2, \epsilon$ to 0.9, 0.98 and 10^{-9} respectively.

C. Objective Evaluations

The Mel-cepstral distortion (MCD) was calculated between the generated speech with a specific environment and the groundtruth in Table I. The MCD was usually used in the voice conversion tasks, it measures the global structural difference. From the comparison results in terms of MCD, our model outperforms the baseline method under the environment of Bathroom, Cave, Classroom and Gallery. While the proposed method was slightly higher than the SpeechSplit for the environment conversion. The results may mean that all systems achieve comparable performance levels.

To more intuitively reflect the conversion of the different environmental effects. We further show conversion visualization of the spectrum, pitch, and energy under four different environments cases in Figure 3.

TABLE I
COMARISION OF MCD OF DIFFERENT MODELS.

| Method | Bathroom | Cave | Classroom | Gallery |
|-------------------|-------------|-------------|-------------|-------------|
| AutoVC [29] | 9.56 | 9.32 | 9.31 | 9.29 |
| CycleGAN-VC3 [38] | 9.32 | 9.02 | 8.91 | 9.14 |
| SpeechSplit [30] | 8.62 | 8.47 | 8.40 | 8.28 |
| MetaSpeech | 8.52 | 8.43 | 8.31 | 8.26 |

TABLE II
COMPARISON OF MOS OF DIFFERENT MODELS.

| Method | Bathroom | Cave | Classroom | Gallery |
|-------------------|-------------|-------------|-------------|-------------|
| Ground truth | 4.43 | 4.52 | 4.60 | 4.58 |
| AutoVC [29] | 2.86 | 3.08 | 3.12 | 3.20 |
| CycleGAN-VC3 [38] | 3.19 | 3.29 | 3.42 | 3.24 |
| SpeechSplit [30] | 3.58 | 3.63 | 3.76 | 3.79 |
| MetaSpeech | 3.60 | 3.68 | 3.76 | 3.80 |

The four pairs of the spectrum are randomly selected from the test set according to the different target environment effects. The pitch and the energy were plotted on the spectrum with the red line and purple line separately. From the comparison with the groundtruth, we can see the difference of mel spectrum, and the estimated pitch and energy. Focus on the environment of the Bathroom in Figure 3(a), the synthesized spectrum is nearly the same as the groundtruth one. But there exists a blur region in high frequency band of the synthesized one. The other three environment target conversion has the same problem. It shows room for enhancement in the future. When we compare the pitch in the synthesized speech and the groundtruth, we can see there are little differences, such as the red rectangular box in Figure 3(c). The predicted energy of the synthesized speech and the groundtruth are nearly the same, and it can be proved from the Figure 3(b) and Figure 3(d).

D. Subjective Evaluations

In the subjective evaluation, we invited 10 listeners to evaluate the results. For the MOS test, we randomly selected 5 speeches longer than 2 seconds and shorter than 6 seconds for each environment, and shuffle all the audio samples to let the tester give a score in the range 1-5 for each speech. We show them MOS test results in Table II.

We selected three sentences for each environment speech, and each pair of audios contain conversion speech of the proposed method, the comparison methods audio alternate in the audio pairs. During the calculation of the result, we average the times of occurrence in the test. The listeners were asked which is more similar to the environment of the target speech X . There are three options can be selected by the listeners, A , B and $Fair$. We show the preference scores of environment effect in Table III.

The compared methods and the proposed all in a manner with no paired data to do the unsupervised reconstruction. From the result of the MOS test in Table II, we can see the proposed model could outperform the baseline methods under the environment of Bathroom, Cave, Classroom and Gallery.

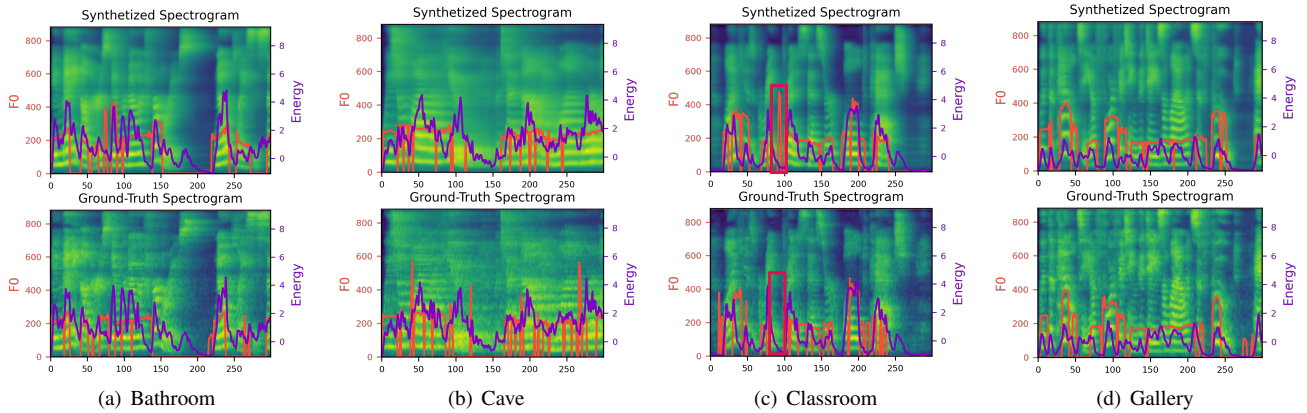


Fig. 3. The comparison of conversion speech with ground truth in terms of spectrum, pitch and energy under different environment effect: (a) Bathroom, (b) Cave, (c) Classroom, (d) Gallery

TABLE III
COMPARISON OF PREFERENCE SCORE ON SIMILARITY.

| Method | Bathroom | Cave | Classroom | Gallery |
|-------------------|-------------|-------------|-------------|-------------|
| AutoVC [29] | 0.08 | 0.06 | 0.10 | 0.11 |
| CycleGAN-VC3 [38] | 0.22 | 0.21 | 0.28 | 0.23 |
| SpeechSplit [30] | 0.32 | 0.33 | 0.29 | 0.31 |
| MetaSpeech | 0.38 | 0.40 | 0.33 | 0.35 |

The proposed method outperforms all the baseline methods, while there is a big room with the ground truth speech, the average score of our proposed method is about 3.7. On one hand, it shows the validation of the proposed method and is comparable to the related works of voice conversion. Additionally, the conversion result under the different environment condition may learn the specific environment reverberation. The baseline methods perform worse under the environment target, while the voice conversion not with the goal of the environment effect conversion.

As shown in Table III, the ABX test result on the similarity of target speech of specific environment effect revealed that the proposed method performed at a comparable level to the baseline method. There are 40% choice will fall in the audio samples of the proposed method under the environment of Cave. While the similarity is slightly higher than baseline methods under the environment of Classroom. This result was consistent with the MCD objective evaluation and MOS evaluation.

V. CONCLUSION

In this paper, we proposed MetaSpeech, an environment effect conversion method containing an environment effect module to do a disentanglement of the environment effect with keeping the speaker timbre and the speech content. The speech conversion experiment is carried out by making a simulated environment effect dataset. The results show that the proposed method could do a valid conversion of the environment effect, and it outperforms the baseline methods

from the voice conversion task in terms of MOS, MCD, and environment similarity.

VI. ACKNOWLEDGEMENT

This paper is supported by the Key Research and Development Program of Guangdong Province under grant No.2021B0101400003. Corresponding author is Jianzong Wang from Ping An Technology (Shenzhen) Co., Ltd (jzwang@188.com).

REFERENCES

- [1] L.-H. Lee, T. Braud, P. Zhou, L. Wang, D. Xu, Z. Lin, A. Kumar, C. Bermejo, and P. Hui, "All one needs to know about metaverse: A complete survey on technological singularity, virtual ecosystem, and research agenda," *arXiv preprint arXiv:2110.05352*, 2021.
- [2] H. Ning, H. Wang, Y. Lin, W. Wang, S. Dhelim, F. Farha, J. Ding, and M. Daneshmand, "A survey on metaverse: the state-of-the-art, technologies, applications, and challenges," *arXiv preprint arXiv:2111.09673*, 2021.
- [3] W. Y. B. Lim, Z. Xiong, D. Niyato, X. Cao, C. Miao, S. Sun, and Q. Yang, "Realizing the metaverse with edge intelligence: A match made in heaven," *arXiv preprint arXiv:2201.01634*, 2022.
- [4] M. Sparkes, "What is a metaverse," 2021.
- [5] H. Duan, J. Li, S. Fan, Z. Lin, X. Wu, and W. Cai, "Metaverse for social good: A university campus prototype," in *Proceedings of the 29th ACM International Conference on Multimedia*, 2021, pp. 153–161.
- [6] A. Ratnarajah, S.-X. Zhang, M. Yu, Z. Tang, D. Manocha, and D. Yu, "Fast-rir: Fast neural diffuse room impulse response generator," *arXiv preprint arXiv:2110.04057*, 2021.
- [7] P. Suwanaposee, C. Gutwin, and A. Cockburn, "The influence of audio effects and attention on the perceived duration of interaction," *Int. J. Hum. Comput. Stud.*, vol. 159, p. 102756, 2022. [Online]. Available: <https://doi.org/10.1016/j.ijhcs.2021.102756>
- [8] M. A. M. Ramirez, O. Wang, P. Smaragdis, and N. J. Bryan, "Differentiable signal processing with black-box audio effects," in *IEEE International Conference on Acoustics, Speech and Signal Processing, ICASSP 2021, Toronto, ON, Canada, June 6-11, 2021*. IEEE, 2021, pp. 66–70. [Online]. Available: <https://doi.org/10.1109/ICASSP39728.2021.9415103>
- [9] M. A. Martínez Ramirez, "Deep learning for audio effects modeling," Ph.D. dissertation, Queen Mary University of London, 2021.
- [10] W. Mitchell and S. H. Hawley, "Exploring quality and generalizability in parameterized neural audio effects," *CoRR*, vol. abs/2006.05584, 2020. [Online]. Available: <https://arxiv.org/abs/2006.05584>
- [11] C. R. Bridges Jr, "Effects of software tuning programs on vocal recordings," in *Audio Engineering Society Convention 149*. Audio Engineering Society, 2020.

- [12] E. K. Canfield-Dafilou and J. S. Abel, "Group delay-based allpass filters for abstract sound synthesis and audio effects processing," in *Proceedings of the 21st International Conference on Digital Audio Effects*, 2018.
- [13] Y. Gao, X. Zhang, and W. Li, "Vocal melody extraction via hrnet-based singing voice separation and encoder-decoder-based f0 estimation," *Electronics*, vol. 10, no. 3, p. 298, 2021.
- [14] X. Zhang, Y. Yu, Y. Gao, X. Chen, and W. Li, "Research on singing voice detection based on a long-term recurrent convolutional network with vocal separation and temporal smoothing," *Electronics*, vol. 9, no. 9, p. 1458, 9 2020.
- [15] H. Tang, X. Zhang, J. Wang, N. Cheng, and J. Xiao, "Avqvc: One-shot voice conversion by vector quantization with applying contrastive learning," in *ICASSP2022*. IEEE, 2022, pp. 4613–4617.
- [16] M. Chen, Y. Shi, and T. Hain, "Towards low-resource stargan voice conversion using weight adaptive instance normalization," in *IEEE International Conference on Acoustics, Speech and Signal Processing, ICASSP 2021, Toronto, ON, Canada, June 6-11, 2021*. IEEE, 2021, pp. 5949–5953. [Online]. Available: <https://doi.org/10.1109/ICASSP39728.2021.9415042>
- [17] Q. Wang, X. Zhang, J. Wang, N. Cheng, and J. Xiao, "Drvc: A framework of any-to-any voice conversion with self-supervised learning," in *ICASSP2022*. IEEE, 2022, pp. 3184–3188.
- [18] Y. Chen, D. Wu, T. Wu, and H. Lee, "Again-vc: A one-shot voice conversion using activation guidance and adaptive instance normalization," in *ICASSP 2021*. IEEE, 2021, pp. 5954–5958.
- [19] H. Tang, X. Zhang, J. Wang, N. Cheng, Z. Zeng, E. Xiao, and J. Xiao, "TGAVC: Improving autoencoder voice conversion with text-guided and adversarial training," in *ASRU2021*. IEEE, 2021, pp. 1–6.
- [20] T. Hayashi, W. Huang, K. Kobayashi, and T. Toda, "Non-autoregressive sequence-to-sequence voice conversion," in *IEEE International Conference on Acoustics, Speech and Signal Processing, ICASSP 2021, Toronto, ON, Canada, June 6-11, 2021*. IEEE, 2021, pp. 7068–7072.
- [21] X. Zhang, J. Wang, N. Cheng, E. Xiao, and J. Xiao, "CycleGEAN: cycle generative enhanced adversarial network for voice conversion," in *ASRU2021*. IEEE, 2021, pp. 1–6.
- [22] T. Kaneko and H. Kameoka, "Parallel-data-free voice conversion using cycle-consistent adversarial networks," *arXiv preprint arXiv:1711.11293*, 2017.
- [23] H. Kameoka, T. Kaneko, K. Tanaka, and N. Hojo, "Stargan-vc: Non-parallel many-to-many voice conversion using star generative adversarial networks," in *2018 IEEE Spoken Language Technology Workshop (SLT)*. IEEE, 2018, pp. 266–273.
- [24] T. Kaneko, H. Kameoka, K. Tanaka, and N. Hojo, "Maskcyclegan-vc: Learning non-parallel voice conversion with filling in frames," in *ICASSP 2021-2021 IEEE International Conference on Acoustics, Speech and Signal Processing (ICASSP)*. IEEE, 2021, pp. 5919–5923.
- [25] X. Zhang, J. Qian, Y. Yu, Y. Sun, and W. Li, "Singer identification using deep timbre feature learning with knn-net," in *ICASSP2021*. IEEE, 2021, pp. 3380–3384.
- [26] C.-C. Hsu, H.-T. Hwang, Y.-C. Wu, Y. Tsao, and H.-M. Wang, "Voice conversion from non-parallel corpora using variational auto-encoder," in *2016 Asia-Pacific Signal and Information Processing Association Annual Summit and Conference (APSIPA)*. IEEE, 2016, pp. 1–6.
- [27] H. Kameoka, T. Kaneko, K. Tanaka, and N. Hojo, "Acvae-vc: Non-parallel many-to-many voice conversion with auxiliary classifier variational autoencoder," *arXiv preprint arXiv:1808.05092*, 2018.
- [28] X. Zhang, S. Li, Z. Li, S. Chen, Y. Gao, and W. Li, "Singing voice detection using multi-feature deep fusion with cnn," in *CSMT2019*. Springer, 2020, pp. 41–52.
- [29] K. Qian, Y. Zhang, S. Chang, X. Yang, and M. Hasegawa-Johnson, "Autovc: Zero-shot voice style transfer with only autoencoder loss," in *International Conference on Machine Learning*. PMLR, 2019, pp. 5210–5219.
- [30] K. Qian, Y. Zhang, S. Chang, M. Hasegawa-Johnson, and D. Cox, "Unsupervised speech decomposition via triple information bottleneck," in *International Conference on Machine Learning*. PMLR, 2020, pp. 7836–7846.
- [31] K. Qian, Y. Zhang, S. Chang, J. Xiong, C. Gan, D. Cox, and M. Hasegawa-Johnson, "Global rhythm style transfer without text transcriptions," *arXiv preprint arXiv:2106.08519*, 2021.
- [32] T. Kaneko, H. Kameoka, K. Tanaka, and N. Hojo, "Cyclegan-vc2: Improved cyclegan-based non-parallel voice conversion," in *ICASSP 2019-2019 IEEE International Conference on Acoustics, Speech and Signal Processing (ICASSP)*. IEEE, 2019, pp. 6820–6824.
- [33] B. Zhao, X. Zhang, J. Wang, N. Cheng, and J. Xiao, "nnspeech: Speaker-guided conditional variational autoencoder for zero-shot multi-speaker text-to-speech," in *ICASSP2022*. IEEE, 2022, pp. 4293–4297.
- [34] Y. Ren, C. Hu, X. Tan, T. Qin, S. Zhao, Z. Zhao, and T.-Y. Liu, "Fastspeech 2: Fast and high-quality end-to-end text to speech," *arXiv preprint arXiv:2006.04558*, 2020.
- [35] A. Ratnarajah, Z. Tang, and D. Manocha, "Ts-rir: Translated synthetic room impulse responses for speech augmentation," *arXiv preprint arXiv:2103.16804*, 2021.
- [36] V. Panayotov, G. Chen, D. Povey, and S. Khudanpur, "Librispeech: an asr corpus based on public domain audio books," in *2015 IEEE international conference on acoustics, speech and signal processing (ICASSP)*. IEEE, 2015, pp. 5206–5210.
- [37] K. Ito and L. Johnson, "The lj speech dataset," <https://keithito.com/LJ-Speech-Dataset/>, 2017.
- [38] T. Kaneko and et al., "Cyclegan-vc3: Examining and improving cyclegan-vc3 for mel-spectrogram conversion," *arXiv preprint arXiv:2010.11672*, 2020.