

Efficient Selection of Informative Alternative Relational Query Plans for Database Education

Hu Wang[#], Hui Li[#], Sourav S. Bhowmick[†], Zihao Ma[#], Jiangtao Cui[#]

[#] School of Computer Science and Technology, Xidian University, China
huwang@stu.xidian.edu.cn, hli@xidian.edu.cn, zhma@stu.xidian.edu.cn

[†] School of Computer Science and Engineering, Nanyang Technological University, Singapore
assourav@ntu.edu.sg

Abstract—A key learning goal of learners taking database systems course is to understand how SQL queries are processed in an RDBMS in practice. To this end, comprehension of the cost-based comparison of different plan choices to select the query execution plan (QEP) of a query is paramount. Unfortunately, off-the-shelf RDBMS typically only expose the selected QEP to users without revealing information about *representative alternative query plans* considered during QEP selection in a *learner-friendly* manner, hindering the learning process. In this demonstration, we present a novel and *generic* system called ARENA that facilitates exploration of *informative* alternative query plans (AQPs) of a given SQL query to aid the comprehension of QEP selection. Under the hood, ARENA addresses a novel problem called *informative plan selection problem* (TIPS) which aims to discover alternative plans from the underlying plan space so that the *plan informativeness* is maximized. We demonstrate various innovative features of ARENA emphasizing the important role it can play in supplementing database education.

Index Terms—Query processing and optimization

I. INTRODUCTION

Database systems courses in major institutions around the world supplement traditional style of learning (*e.g.*, lecture, textbook) with the usage of off-the-shelf RDBMS (*e.g.*, *PostgreSQL*) to infuse knowledge about database techniques used in *practice*. Unfortunately, these RDBMS are not designed for pedagogical support [1]. Although they enable hands-on learning opportunities to build database applications and pose a wide variety of SQL queries over it, very limited learner-friendly support is provided beyond it. This has resulted in increasing research activities in recent times to build tools and techniques to supplement traditional modes of learning in database courses [1; 2; 4; 5; 11].

A key learning goal in any database systems course is to understand how SQL queries are processed in practice. A relational query engine produces a *query execution plan* (QEP), which represents an execution strategy of an SQL query. Major database textbooks (*e.g.*, [6]) introduce the *general* (*i.e.*, not tied to any specific RDBMS software) theories and principles behind the generation of a QEP using natural language-based narratives. In particular, these textbooks typically elaborate on the selection process of the QEP of an SQL query from several *alternative query plans* (AQPs) by comparing their estimated costs, physical operators, and join orders. Scant attention, however, has been paid to explore technologies that can supplement the learning of this selection process. Note that

major RDBMS typically only expose the QEP to an end user in a user-friendly manner. Consider the following motivating scenario [1].

Example 1.1: Lena is an undergraduate student who is currently enrolled in a database systems course. She wishes to understand the selection of the QEP for the following SQL query in *PostgreSQL* on the IMDB dataset (<https://relational.fit.cvut.cz/dataset/IMDb>).

```
SELECT t.title AS movie_title
FROM keyword AS k, movie_info AS mi,
     movie_keyword AS mk, title AS t
WHERE t.production_year > 2005
      AND t.id = mi.movie_id
      AND t.id = mk.movie_id
      AND mk.movie_id = mi.movie_id
      AND k.id = mk.keyword_id;
```

The corresponding QEP is depicted in Figure 1(a). After perusing the content of the QEP, she wonders what are the different alternative query plans (AQPs) considered by the RDBMS during the QEP selection process? Specifically, are there alternative plan(s) that have similar (*resp.* different) structure and physical operators but very different (*resp.* similar) estimated cost? If there are, then how they look like? Examples of such AQPs are shown in Figures 1(b)-(d). ■

Observe that it is challenging for a learner like Lena to explore the AQPs using an off-the-shelf RDBMS. Although an RDBMS (*e.g.*, *PostgreSQL*) may allow a learner to manually pose SQL queries with various constraints on *configuration parameters* to view the corresponding QEPs containing specific physical operators (*e.g.*, *SET enable_hashjoin = true*), such strategy demands not only familiarity of the syntax and semantics of configuration parameters but also a learner must have clear idea of what plans he/she is interested in. Often this is impractical to assume for learners who are taking database course for the first time.

Clearly, a user-friendly tool that can facilitate retrieval and exploration of “informative” AQPs associated with a given query can greatly aid in answering Lena’s questions. Unfortunately, very little attention has been given to build such tools by the academic and industrial communities. In this demonstration, we present a novel system called ARENA (AlteRnative quEry plaN ExplorAtion) to address the

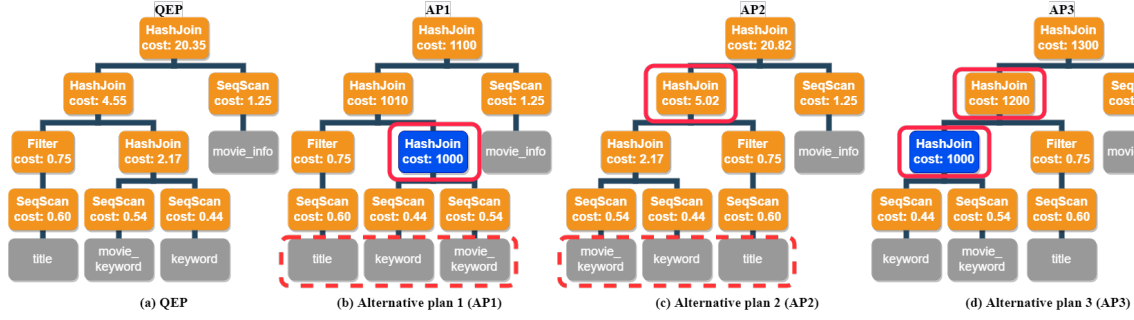


Fig. 1: Example of QEP and alternative query plans (AQPs).

informative plan selection (TIPS) problem. ARENA facilitates learners to retrieve, view, and explore *informative* alternative query plans effortlessly. Given an SQL query and a parameter k from a learner, instead of showing only QEP, it fetches all feasible AQPs and selects k *informative* ones for display and exploration. Under the hood, it addresses two variants of TIPS, namely *batch* TIPS (B-TIPS) and *incremental* TIPS (I-TIPS) problems, to cater for scenarios where k is specified or unspecified by a learner, respectively.

II. SYSTEM OVERVIEW

The architecture of ARENA is depicted in Figure 2. It consists of the following key components.

A. ARENA GUI

ARENA exposes a browser-based visual interface (GUI) that enables a user to retrieve and view information related to the QEP and *informative* alternative query plans of her input query in a user-friendly manner. Figure 3 shows a screenshot of the ARENA GUI. It consists of several components organized into three columns. The left-most column contains three panels: database schema visualizer (C1), the configuration panel for various parameters (C2) and controller of the display mode of the GUI (C3). In the middle column, a learner can type in his/her ad hoc SQL query (C4) or select a predefined query from a drop-down list (C5). Upon clicking on **Execute**, the C6 panel displays the QEP and the AQPs, as well as associated information (detailed later) that highlights the differences between the former and the latter. Clicking on a specific plan in C6 leads to its visualization in the right column (C7). In addition, if **Compare Plan** in C3 is enabled, a pop-up window showing the differences between the QEP and the selected AQP is displayed (Figure 4). The left panel lists down the differences between both plans (w.r.t. operators, cost, join order). Clicking on any item in this list will trigger the right panel to highlight the corresponding regions of the plans.

B. Candidate Plan Set Retriever

In order to retrieve *informative* AQPs for a given SQL query, we need to first obtain a large number of candidate AQPs. To this end, we adopt ORCA [7], which is a modular top-down query optimizer based on the cascades optimization framework. We adopt it for the following reasons. First, it is a stand-alone optimizer and is independent of the RDBMS a

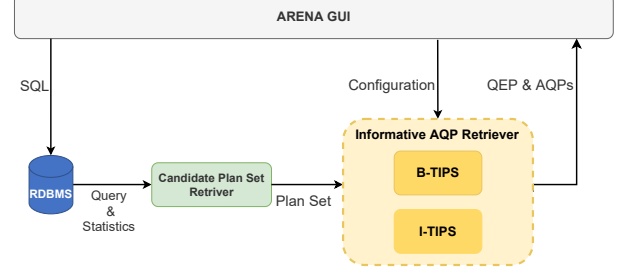


Fig. 2: Architecture of ARENA.

learner interacts with. Consequently, it facilitates portability of ARENA across different RDBMS. Second, it interacts with the RDBMS through a standard XML interface such that the effort to support a new RDBMS is minimized. The only task one needs to undertake is to rewrite the parser that transforms a new format of query plan (e.g., XML in SQL Server, JSON in PostgreSQL) into the standard XML interface of ORCA. Consequently, this makes ARENA compatible with majority of RDBMS as almost all of them output a QEP in a particular format such that a parser can be easily written without touching the internal of the target RDBMS. It is worth noting that the choice of implementation is orthogonal here. Other frameworks with similar functionality can also be adopted.

In order to implement the ORCA interface, we embed all the information required by ORCA into an XML file, and then call the function in ORCA to process it for optimization. The XML file mainly consists of two parts: (a) the SQL query and (b) statistical information related to the query. For further information, please refer to [7] and its source code (<https://github.com/greenplum-db/gporca>). As a proof of concept, we have implemented this interface on top of PostgreSQL and Greenplum.

C. Informative AQP Retriever

This module is the core engine of ARENA. Note that the candidate plan space can be prohibitively large. Importantly, not all AQPs potentially support understanding of the QEP selection process. Hence, it is ineffective to expose all plans. Instead, it is paramount to select those that are *informative*. However, how do we quantify *informativeness* in order to select plans? For instance, in Figures 1(b)-(d), which plans should be revealed to Lena? Consider AP1 or AP3. By viewing

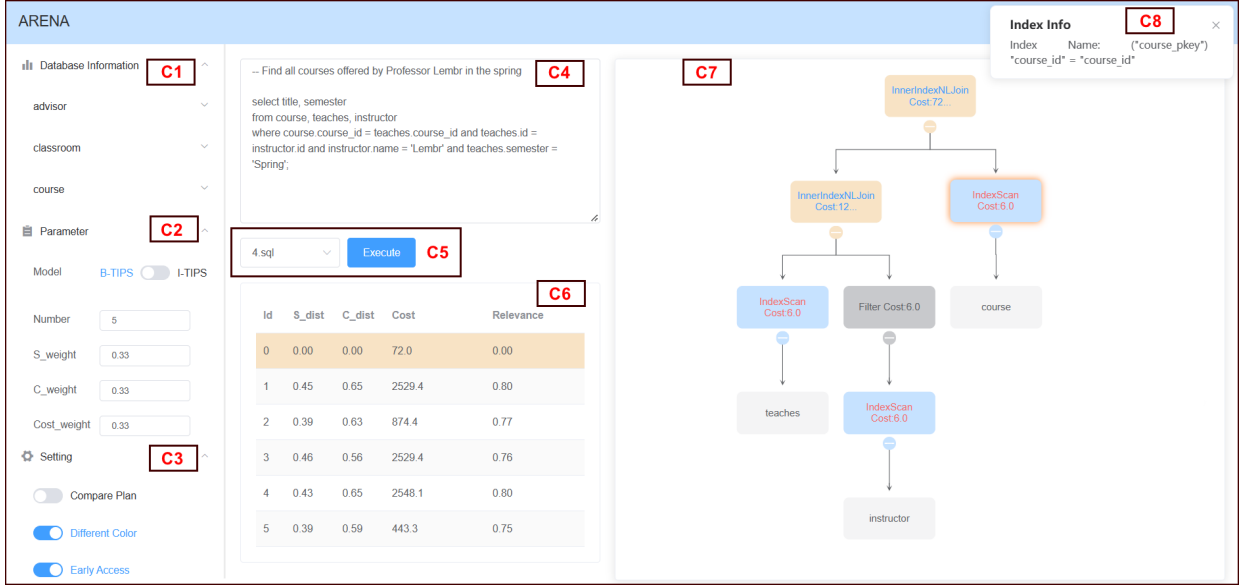


Fig. 3: ARENA GUI.

them, Lena will learn that the hash join operator is sensitive to the order of joined tables. On the other hand, *AP2* reveals that changing the join order may not always lead to significantly different estimated cost. Observe that *AP1* and *AP3* convey highly similar information although the cost difference with the QEP is substantial for each of these plans. Hence, $\{AP1, AP2\}$ or $\{AP2, AP3\}$ are potentially most informative sets for Lena. Observe that no matter what order these plans are presented to her, she will learn different information from them. In other words, any informativeness measure needs to consider the plans (including the QEP) that an individual has already viewed for her query so that highly similar plans are not exposed to them. It should also be cognizant of individuals' interests in this context. Secondly, it can be prohibitively expensive to scan all AQPs to select informative ones. How can we design efficient techniques to select informative plans? Importantly, this cannot be integrated into the enumeration step of the query optimizer as informative AQPs need to be selected based on the QEP an individual has seen. Additionally, query optimizers search and filter based on cost. In contrast, as shown in the above example, ARENA is not simply seeking plan(s) with the smallest cost.

The above example illustrates that the content, structure, and cost of a query plan w.r.t. the QEP and already-viewed plans play pivotal roles in determining informativeness of AQPs. To further validate this, we survey 68 unpaid volunteers who have taken a database systems course recently or currently taking it in an academic institution. Specifically, they are either current undergraduate students in a computer science degree program or junior database engineers who have recently joined industry. The survey specifically seeks input on what types of AQPs that they find informative. The details of the survey is reported in [10]. Based on the results, we define the notion of *plan informativeness* (informativeness for brevity) that is influenced by the concepts of *relevance* and *distance* (see C6 panel in

Figure 3). The former is used to measure the educational effect of each plan on learners. The latter measures structure (*S_dist*), content (*C_dist*) and estimated cost (*Cost*) differences and is used to avoid selecting similar plans with negligible marginal informativeness.

The goal of this module is to automatically select a small number of alternative plans that maximize the plan informativeness (*i.e.*, the TIPS problem). These plans are referred to as *informative alternative (query) plans*. Under the hood, it addresses two flavors of the TIPS problem. *Batch* TIPS (B-TIPS) allows a user to view top-*k* informative plans other than the QEP whereas the *incremental* TIPS (I-TIPS) problem allows one to *iteratively* view an informative plan besides those that have been already shown to him/her. I-TIPS also enables users to provide feedback on the current plan, and then ARENA will modify the subsequent plans to better align with users' expectations. Formally, given a QEP π^* and a budget *k*, the B-TIPS problem aims to find top-*k* alternative plans Π_{OPT} such that the plan informativeness of the plans in $\Pi_{OPT} \cup \{\pi^*\}$ is maximized, *i.e.*, $\Pi_{OPT} = \text{argmax}_{\Pi} U_{\pi^*}(\Pi \cup \{\pi^*\})$ subject to $|\Pi| = k$ and $\Pi \subseteq \Pi^* \setminus \{\pi^*\}$ where Π^* denotes the space of all possible plans and $U_{\pi^*}(\cdot)$ denotes the plan informativeness of plan set about QEP. On the other hand, I-TIPS can adjust the plan returned next time based on user feedback, so we first introduce the adjustment function *f*. Each plan π can be represented as a 3-dimensional vector $\vec{\pi}$ w.r.t. the QEP ($\vec{\pi}^* = \langle 0, 0, 0 \rangle$). We move $\vec{\pi}$ towards the direction with the highest (or lowest) informativeness, which is assumed to be \vec{AP} , based on the user's rating *r*. However, since this only impacts π , we opt to move QEP π^* instead, *i.e.*, $\vec{\pi}' = \vec{\pi}^* - \epsilon(\vec{AP} - \vec{\pi})$ ($\epsilon = 0.05$ by default) which represents the refined QEP. Therefore, we have $f(\vec{\pi}^*, \vec{\pi}, r) = \vec{\pi}^* - \epsilon(\vec{AP} - \vec{\pi}) = \vec{\pi}'$, and this further affects *U*. Given a query plan set Π a learner has seen so far, the I-TIPS problem aims to select an alternative plan π_{OPT} such that the plan informativeness of

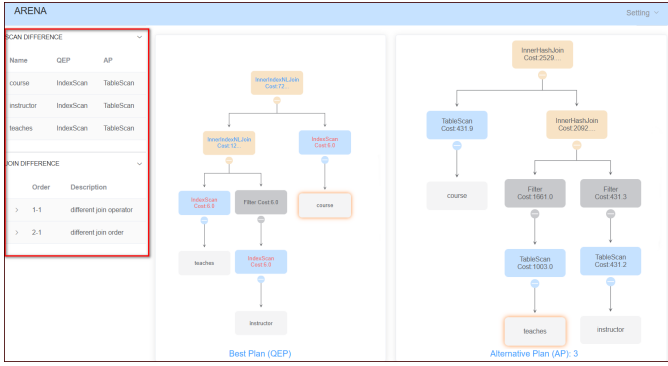


Fig. 4: Comparison of plans.

the plans in $\Pi \cup \{\pi_{OPT}\}$ about π' is maximized, i.e., $\pi_{OPT} = \operatorname{argmax}_{\pi} U_{\pi'}(\Pi \cup \{\pi\})$ subject to $\pi \in \Pi^*$ and $\pi \notin \Pi$.

B-TIPS is NP-hard, but a 2-approximation result can be obtained by the greedy solution proposed in [10]. Intuitively, it calculates the informativeness of each plan when selecting the i -th AQP and then select the one with the largest value. Since the plan informativeness decreases monotonically with the increase of $|\Pi|$, ARENA adopts a max-heap to filter plans with very small informativeness to avoid unnecessary computation. When the i -th AQP is selected, the heap records the informativeness of each plan when it is selected in i' -th ($i' \leq i$) iteration. If it is less than the current solution, this iteration can be terminated. Observe that the worst-case time complexity is $O(k\Pi^*)$. However, it is significantly more efficient than several baseline methods in practice.

B-TIPS demands the value of k as input from the learners. Furthermore, it returns the same results for the same query from different learners. Our engagement with learners reveal that they may not necessarily be confident to specify the value of k always. One may prefer to *iteratively* view one plan-at-a-time and only cease exploration once they are satisfied with the understanding of the alternative plan choices made by the optimizer for a specific query. Hence, k may not only be unknown *a priori* but also the selection of an AQP at each iteration to enhance their understanding of different plan choices depends on the plans viewed by them thus far. I-TIPS is designed to address this issue which calculates the informativeness of each plan and select the one with the largest value. Specifically, in this mode ARENA only selects one AQP that maximizes plan informativeness based on the AQPs that have been shown to the user. It allows one to view AQPs one-by-one. Moreover, learners can annotate whether the current AQP is informative for learning and ARENA will automatically update the plan informativeness of other AQPs based on the feedback so that subsequent results may align to their expectations better.

III. RELATED SYSTEMS

There has been increasing research efforts to build tools and techniques to facilitate comprehension of complex SQL statements [4; 5; 11]. There are also efforts to visualize SQL queries [2; 3; 5]. However, scant attention has been paid to explore technologies that can supplement learning

of relational query processing. NEURON [4] generates natural language descriptions of QEPs using a rule-based technique and a question answering system to seek answers w.r.t. a QEP. Using deep learning methods, LANTERN [11] enhances NEURON to generate diversified natural language description of a QEP. MOCHA [8] is a tool for learner-friendly interaction and visualization of the impact of alternative physical operator choices on a selected QEP for a given SQL query. It is built on top of *PostgreSQL*. Given an SQL query and learner-specified *operator preferences* (e.g., merge join, index scan), it automatically visualizes the impact of these choices on the selected QEP. Hence, MOCHA demands a learner to have clear preferences of what physical operators they wish to explore with respect to a QEP. In contrast, ARENA is a generic tool that does not demand any operator preferences. Picasso [3] depicts various visual diagrams of different QEPs and their costs over the entire selectivity space. In summary, ARENA complements these efforts by facilitating exploration of informative alternative query plans.

IV. DEMONSTRATION OVERVIEW

ARENA is implemented using *Python* and *PostgreSQL*. Our demonstration will make use of the TPC-H decision support benchmark, IMDB data set, and a dataset provided by [6] for educational support. Users can pose their own ad-hoc queries on these datasets using ARENA. A short **video** to illustrate the main features of ARENA using example use cases is available at https://youtu.be/VDVU_co47YM and can be accessed via <https://dbedu.xidian.edu.cn>. Specifically, we shall demonstrate the followings.

Interactive exploration of k informative AQPs using B-TIPS. An audience can view the schema of the selected database in the C1 panel and specify or preselect an SQL query in the C4 panel through the GUI of ARENA (Figure 3). One can adjust various parameters in the C2 panel including the number of AQPs (i.e., k) and observe and explore their impact on the informative AQP retrieval process by B-TIPS. The table in C6 shall display QEP (with id 0) and k AQPs (with other ids). It also shows information related to the distance and relevance measures for each AQP. One can click on a specific plan to view it in C7. By clicking on an index node, details of the index used are shown in C8. Audiences can view the differences between the QEP and a selected AQP conveniently by enabling the options in C3 (Figure 4). Specifically, the QEP and the AQP are juxtaposed and the differences can be viewed in the left panel (red rectangle). One can also interact with these differences by clicking on any item and ARENA shall highlight the corresponding fragments of the plans.

Interactive, personalized exploration with I-TIPS. Users can use I-TIPS similar to B-TIPS except that they can click on the **Execute** button as many times as they want to retrieve a new AQP until they are satisfied with the understanding of the QEP selection process. Furthermore, in contrast to B-TIPS, a radio button below the table in C6, (D1 in Figure 5) is exposed. Users can choose whether they are satisfied with the current AQP (*default* means no adjustment is required) and

Id	S_dist	C_dist	Cost	Relevance
0	0.00	0.00	72.0	0.00
1	0.45	0.65	2529.4	0.80
2	0.39	0.63	874.4	0.77

Id	S_dist	C_dist	Cost	Relevance
0	0.00	0.00	72.0	0.00
1	0.45	0.65	2529.4	0.80
2	0.46	0.63	1332099.4	0.21

Fig. 5: Default and personalized results in I-TIPS.

ARENA will reveal the next result based on the user preference accordingly. Figure 5 shows the default and personalized results, which is highlighted with a red rectangle.

REFERENCES

- [1] S. S. Bhowmick, H. Li. Towards Technology-Enabled Learning of Relational Query Processing. *IEEE Data Engineering Bulletin*, 45(3), 2022.
- [2] Wolfgang Gatterbauer, Cody Dunne, H. V. Jagadish, and Mirek Riedewald. 2022. Principles of Query Visualization. *IEEE Data Engineering Bulletin* 45(3) (2022).
- [3] Jayant R. Haritsa. 2010. The Picasso Database Query Optimizer Visualizer. *Proc. VLDB Endow.* 3, 2 (2010), 1517–1520.
- [4] S. Liu et al. NEURON: Query Optimization Meets Natural Language Processing For Augmenting Database Education. *In SIGMOD*, 2019.
- [5] Daphne Miedema and George Fletcher. 2021. SQLVis: Visual Query Representations for Supporting SQL Learners. *In VL/HCC*. IEEE, 1–9.
- [6] Abraham Silberschatz, Henry F Korth, Shashank Sudarshan, et al. 2002. *Database system concepts*. Vol. 5. McGraw-Hill New York.
- [7] M. A. Soliman et al. Orca: a modular query optimizer architecture for big data. *In SIGMOD*, 2014.
- [8] Jess Tan, Desmond Yeoh, Rachael Neoh, Huey-Eng Chua, and Sourav S. Bhowmick. 2022. MOCHA: A Tool for Visualizing Impact of Operator Choices in Query Execution Plans for Database Education. *Proc. VLDB Endow.* 15, 12 (2022), 3602–3605.
- [9] Florian Waas and César A. Galindo-Legaria. 2000. Counting, Enumerating, and Sampling of Execution Plans in a Cost-Based Query Optimizer. *In SIGMOD*. ACM, 499–509.
- [10] Hu Wang, Hui Li, and Sourav S Bhowmick. 2022. ARENA: Towards Informative Alternative Query Plan Selection for Database Education. *arXiv preprint arXiv:2210.13722* (2022).
- [11] Weiguo Wang, Sourav S. Bhowmick, Hui Li, Shafiq R. Joty, Siyuan Liu, and Peng Chen. 2021. Towards Enhancing Database Education: Natural Language Generation Meets Query Execution Plans. *In SIGMOD*. ACM, 1933–1945.