

ON THE ROBUSTNESS OF DATASET INFERENCE

Sebastian SzyllerAalto University
contact@sebszyller.com**Rui Zhang**Zhejiang University
zhangrui98@zju.edu.cn**Jian Liu**Zhejiang University
liujian2411@zju.edu.cn**N. Asokan**University of Waterloo & Aalto University
asokan@acm.org

ABSTRACT

Machine learning (ML) models are costly to train as they can require a significant amount of data, computational resources and technical expertise. Thus, they constitute valuable intellectual property that needs protection from adversaries wanting to steal them. *Ownership verification* techniques allow the victims of model stealing attacks to demonstrate that a suspect model was in fact stolen from theirs.

Although a number of ownership verification techniques based on watermarking or fingerprinting have been proposed, most of them fall short either in terms of security guarantees (well-equipped adversaries can evade verification) or computational cost. A fingerprinting technique introduced at ICLR '21, *Dataset Inference* (DI), has been shown to offer better robustness and efficiency than prior methods.

The authors of DI provided a correctness proof for linear (suspect) models. However, in the same setting, we prove that DI suffers from high false positives (FPs) – it can incorrectly identify an independent model trained with non-overlapping data from the same distribution as stolen. We further prove that DI also triggers FPs in realistic, non-linear suspect models. We then confirm empirically that DI leads to FPs, with high confidence.

Second, we show that DI also suffers from false negatives (FNs) – an adversary can fool DI by regularising a stolen model's decision boundaries using adversarial training, thereby leading to an FN. To this end, we demonstrate that DI fails to identify a model adversarially trained from a stolen dataset – the setting where DI is the hardest to evade.

Finally, we discuss the implications of our findings, the viability of fingerprinting-based ownership verification in general, and suggest directions for future work.

1 INTRODUCTION

Machine learning (ML) models are being developed and deployed at an increasingly faster rate and in several application domains. For many companies, they are not just a part of the technological stack that offers an edge over the competitors but a core business offering. Hence, ML models constitute valuable intellectual property that needs to be protected.

Model stealing is considered one of the most serious attack vectors against ML models Kumar et al. (2019). The goal of a model stealing attack is to obtain a functionally equivalent copy of a victim model that can be used, for example, to offer a competing service, or avoid having to pay for the use of the model.

In the *white-box* attack, the adversary obtains the exact copy of the victim model, for example by reverse engineering an application containing an embedded model Deng et al. (2022). In contrast, in *black-box* attacks (known as *model extraction* attacks) Papernot et al. (2017); Orekondy et al. (2019); Tramèr et al. (2016) the adversary gleans information about victim model via its inference interface. Two possible approaches to defend against model extraction are 1) detection Juuti et al. (2019); Atli et al. (2020); Zheng et al. (2022) and 2) prevention Orekondy et al. (2020); Mazeika

et al. (2022); Dziedzic et al. (2022). However, a powerful, yet realistic attacker can circumvent these defenses Atli et al. (2020).

An alternative defense applicable to both white-box and black-box model theft is based on *deterrence*. It concedes that the model will eventually get stolen. Therefore, an *ownership verification* technique that can identify and demonstrate a suspect model as having been stolen can serve as a deterrent against model theft. Early research in this field focused on *watermarking* based on embedding triggers or backdoors Zhang et al. (2018); Uchida et al. (2017); Adi et al. (2018) into the weights of the model. Unfortunately, all watermarking schemes were shown to be brittle Lukas et al. (2022) in that an attacker can successfully remove the watermark from a protected stolen model without incurring a substantial loss in model utility.

An alternative approach to ownership verification is *fingerprinting*. Instead of embedding a trigger or backdoor in the model, one can extract a fingerprint that matches only the victim model, and models derived from it. Fingerprinting works both against white-box and black-box attacks, and does not affect the performance of the model. Although several fingerprinting schemes have been proposed, some are not rigorously tested against model extraction Cao et al. (2021); Pan et al. (2022) and others can be computationally expensive to derive Lukas et al. (2021).

In this backdrop, *Dataset Inference* (DI), which appeared in ICLR 2021 Maini et al. (2021) promises to be an effective fingerprinting mechanism. Intuitively, it leverages the fact that if model owners trained their models on *private data*, knowledge about that data can be used to identify all stolen models. DI was shown to be effective against white-box and black-box attacks and is efficient to compute Maini et al. (2021). It was also shown not to conflict with any other defenses Szyller & Asokan (2022). Given its promise, the guarantees provided by DI merits closer examination.

In this work, we first show that DI suffers from false positives (FPs) — it can incorrectly identify an independent model trained with *non-overlapping data from the same distribution* as stolen. The authors of DI provided a correctness proof for a linear model. However, DI in fact suffers from **high FPs**, unless two assumptions hold: (1) a large noise dimension, as explained in the original paper and (2) a large proportion of the victim’s training data is used during ownership verification, as we prove in this paper. Both of these assumptions are unrealistic: (i) we prove that large noise dimension can lead to low accuracy in the resulting model, and (ii) revealing too much of the victim’s (private) training data is detrimental to privacy. Furthermore, we prove that DI also triggers FPs in realistic, non-linear models. We then confirm empirically that DI leads to FPs, with high confidence.

We also show that DI suffers from false negatives (FNs): an adversary who has in fact stolen a victim model can avoid detection by regularising their model with adversarial training. We provide empirical evidence that an adversary who steals the victim’s dataset itself and adversarially trains a model can evade detection by DI.

We claim the following contributions:

- Following the same simplified theoretical analysis used by the original paper Maini et al. (2021), we show that for a linear suspect model, a) high-dimensional noise (as required in Maini et al. (2021) leads to **low model accuracy** (Lemma 1, Section 3.1), and 2) DI **suffers from FPs** unless a large proportion of private data is revealed during ownership verification (Theorem 1, Section 3.1);
- Extending the analysis to non-linear suspect models, using a PAC-Bayesian framework Neyshabur et al. (2018), we show that DI suffers from **FPs in non-linear models** regardless of how much private data is revealed (Theorem 2, Section 3.2.1);
- We empirically demonstrate the existence of **FPs in a realistic setting** (Section 3.2.2);
- We show empirically that DI also **suffers from FNs**: using adversarial training to regularise the decision boundaries of a stolen model can successfully evade detection by DI while incurring only a modest loss in accuracy ($\approx 6\text{pp}$) (Section 4);

2 DATASET INFERENCE PRELIMINARIES

Dataset Inference (DI) aims to determine whether a *suspect model* f_{SP} was obtained by an adversary \mathcal{A} who has stolen a model ($f_{\mathcal{A}}$) derived from a victim \mathcal{V} ’s private data $\mathcal{S}_{\mathcal{V}}$, or belongs to an

independent party $\mathcal{I}(f_{\mathcal{I}})$. DI relies on the intuition that if a model is derived from \mathcal{S}_V , this information can be identified from all models. DI measures the *prediction margins* of a suspect model around private and public samples: distance from the samples to the model’s decision boundaries. If f_{SP} has distinguishable decision boundaries for private and public samples DI deems it to be *stolen*; otherwise the model is deemed *independent*.

In the rest of this section, we explain the theoretical framework that DI uses — consisting of a linear suspect model — the embedding generation necessary for using DI with realistic non-linear suspect models, and the verification procedure. A summary of the notation used throughout this work appears in Table 3.

2.1 THEORETICAL FRAMEWORK

The original DI paper Maini et al. (2021) used a linear suspect model to theoretically prove the guarantees provided by DI. We first explain how DI works in this setting.

Setup. Consider a data distribution \mathcal{D} , such that any input-label pair (x, y) can be described as:

$$y \sim \{-1, +1\}, \mathbf{x}_1 = y \cdot \mathbf{u} \in \mathbb{R}^K, \mathbf{x}_2 \sim \mathcal{N}(0, \sigma^2 I) \in \mathbb{R}^D,$$

where $\mathbf{x} = (\mathbf{x}_1, \mathbf{x}_2) \in \mathbb{R}^{K+D}$ and $\mathbf{u} \in \mathbb{R}^K$ is a fixed vector. The last D dimensions of \mathbf{x} represent Gaussian noise (with variance σ^2).

Structure of the linear model. Assuming a linear model f , with weights $\mathbf{w} = (\mathbf{w}_1, \mathbf{w}_2)$, such that $f(\mathbf{x}) = \mathbf{w}_1 \cdot \mathbf{x}_1 + \mathbf{w}_2 \cdot \mathbf{x}_2$, then the final classification decision is $\text{sgn}(f(\mathbf{x}))$. With the weights initialized to zero, f learns the weights using gradient descent with learning rate 1 until $yf(\mathbf{x})$ is maximized. Given a private training dataset $\mathcal{S}_V \sim \mathcal{D} = \{(x^{(i)}, y^{(i)}) | i = 1, \dots, m\}$, and a public dataset $\mathcal{S}_0 \sim \mathcal{D}$ (both of size m), then $\mathbf{w}_1 = m\mathbf{u}$ and $\mathbf{w}_2 = \sum_{i=1}^m y^{(i)} \mathbf{x}_2^{(i)}$ regardless of the batch size.

In DI, the prediction margin $p(\cdot)$ is used to imply the confidence of f in its prediction. It is defined as the margin (distance) of a data point from the decision boundary.

$$p(x) \triangleq y \cdot f(x). \quad (1)$$

The authors Maini et al. (2021) show that the difference of expected prediction margins of two datasets \mathcal{S}_V and \mathcal{S}_0 is $D\sigma^2$. The threshold can be set $\lambda \in (0, D\sigma^2)$, and by estimating the difference of the prediction margins on \mathcal{S}_0 and \mathcal{S}_V on f_{SP} , DI is able to distinguish whether that model is stolen.

Note that DI uses approximations of the prediction margins based on embeddings. The theoretical framework assumes that the approximations are accurate, and we can use them directly for the theoretical analysis (Equation 1). For the linear model, the margins can be computed analytically; however, in Section 2.2, we explain how the approximations of the margins are obtained.

2.2 EMBEDDING GENERATION

In order to use DI one needs to generate *embeddings* of the samples. \mathcal{V} queries their model $f_{\mathcal{V}}$ with samples in their private dataset \mathcal{S}_V and public dataset \mathcal{S}_0 , and assigns the labels $b = 1$ and $b = 0$ respectively. The authors propose two methods of generating the embeddings: a white-box approach (MinGD) and a black-box one (Blind Walk). In this work, we use only Blind Walk as it outperforms MinGD in most experimental setups in the original work, and is more realistic, as it only requires access to the API of the suspect model.

Blind Walk estimates the prediction margin of a sample by measuring its robustness to random noise. For a sample (\mathbf{x}, y) , to compute the margin, first choose a random direction δ , and take $k \in \mathbb{N}$ steps in the same direction until the misclassification $f(\mathbf{x} + k\delta) \neq y$. This is repeated multiple times to increase the size of the embedding. As reported in Maini et al. (2021), obtaining embeddings for 100 samples can take up to 30,000 queries.

Having obtained the embeddings, \mathcal{V} trains a regression model $g_{\mathcal{V}}$ that predicts the confidence that a sample contains private information from \mathcal{S}_V .

2.3 OWNERSHIP VERIFICATION

Using the scores from g_V and the membership labels, \mathcal{V} creates vectors \mathbf{c} and \mathbf{c}_V of equal size from \mathcal{S}_V and \mathcal{S}_0 , respectively. Then for a null hypothesis $H_0 : \mu < \mu_V$ where $\mu = \bar{c}$ and $\mu_V = \bar{c}_V$ are mean confidence scores. The test rejects H_0 and rules that the suspect model is ‘stolen’, or gives an inconclusive result.

To verify whether f_{SP} is stolen or independent, \mathcal{V} obtains the embeddings by querying the model (using Blind Walk) using samples from \mathcal{S}_V and \mathcal{S}_0 . Then they use the embeddings to obtain the confidence scores from the g_V , and performs a hypothesis test on the two distributions of scores.

3 FALSE POSITIVES IN DATASET INFERENCE

To generate the embeddings for a specific sample in the private dataset \mathcal{S}_V , DI requires querying the suspect model f_{SP} hundreds of times. To reduce the total number of queries, DI was shown to be effective with only 10 private samples with at least 95% confidence. Additionally, DI requires a large random noise dimension D such that probability of success increases to 1 as $D \rightarrow \infty$. In this section, we prove that these two assumptions are not realistic in the case of a linear model: 1) DI is susceptible to false positives (FPs) unless \mathcal{V} reveals a large number of samples; 2) a large D will harm the utility of the model (Section 3.1).

Furthermore, we find that the theoretical results on linear suspect models which say that the margins on different models are distinguishable with some strict conditions do not hold for more realistic non-linear suspect models. Using a PAC-Bayesian margin based generalization bound Neyshabur et al. (2018) we prove that models trained on the same distribution are indistinguishable, and will trigger FPs (Section 3.2.1). Next, we provide empirical evidence for the existence of FPs (Section 3.2.2).

3.1 LINEAR SUSPECT MODELS

In section 2, we have a distribution \mathcal{D} set up for linear models. The linear model f should correctly classify most of the randomly picked data from this distribution. However, we find that the dimension of the noise part of \mathbf{x} needs to be small, otherwise it will harm the utility of the model.

Lemma 1 (Need for Bounding Noise Dimension). *Let f be a linear model trained on $\mathcal{S} \sim \mathcal{D}$. For a sample (\mathbf{x}, y) sampled from \mathcal{D} which is independent of \mathcal{S} , assuming that $\|\mathbf{u}\| \leq \frac{1}{m}$ and $\sigma^2 > \frac{1}{\sqrt{m}}$, then, the linear model f correctly classifies (\mathbf{x}, y) with a probability larger than 0.9 only if $D < 10$.*

The details of the proof are in the Appendix B. Lemma 1 shows that if the dimension of \mathbf{x}_2 , which follows $\mathcal{N}(0, \sigma^2)$, is large, then the noise will dominate f and mislead it into making incorrect predictions. For example, set $D = 1000$ and assume that the variance of \mathbf{x}_2 is 0.25 (close to the CIFAR10 dataset). Then, f can correctly classify a sample that is different from f ’s training set with a probability up to 0.69.

Theorem 1 (Existence of False Positives with Linear Suspect Models). *Let $f_{\mathcal{I}}$ be a linear classifier trained on the independent dataset $\mathcal{S}_{\mathcal{I}} \sim \mathcal{D}$ with accuracy more than 0.9. Assume that $|\mathcal{S}_{\mathcal{I}}| = m$, $\|\mathbf{u}\| \leq \frac{1}{m}$ and $\sigma^2 > \frac{1}{\sqrt{m}}$. Let k be the number of samples estimated required for the verification. Then, the probability that \mathcal{V} mistakenly decides that $f_{\mathcal{I}}$ is a stolen model $P[\Psi(f_{\mathcal{I}}, \mathcal{S}_V; \mathcal{D}) = 1] > 1 - \Phi(\frac{\sqrt{k}}{\sqrt{m}})$.*

Where Ψ is \mathcal{V} ’s decision function Maini et al. (2021):

$$\Psi(f_{SP}, \mathcal{S}; \mathcal{D}) = \begin{cases} 1, & \text{if } f_{SP} \sim f_{\mathcal{A}}, \\ 0, & \text{if } f_{SP} \sim f_{\mathcal{I}}, \end{cases} \quad (2)$$

Proof. Recall that \mathcal{V} tries to reveal only a few samples during the verification. For a distribution \mathcal{D} where $\|\mathbf{u}\| \leq \frac{1}{\sqrt{m}}$ and $\sigma^2 > \frac{1}{\sqrt{m}}$.

Following the intuition from DI Yeom et al. (2018), for satisfactory performance, DI must minimise both false positives and false negatives. Hence, the objective function is defined as:

$$\min_{\lambda} \frac{\mathbb{P}[\Psi(f_{\mathcal{I}}, \mathcal{S}_V; \mathcal{D}) = 1] + \mathbb{P}[\Psi(f_{\mathcal{V}}, \mathcal{S}_V; \mathcal{D}) = 0]}{2}, \quad (3)$$

where the margin of \mathcal{D} is estimated using \mathcal{S}_V and \mathcal{S}_0 . Note that we are only interested in the false positives $\mathbb{P}[\Psi(f_{\mathcal{I}}, \mathcal{S}_V; \mathcal{D}) = 1]$, let $\mathcal{S}_I = \{(x^{(i)}, y^{(i)}) | i = 1, \dots, m\}$, \mathcal{S}_*^k be a subset of \mathcal{S}_* consisting of k samples.

$$\begin{aligned} \mathbb{P}[\Psi(f_{\mathcal{I}}, \mathcal{S}_V; \mathcal{D}) = 1] &= \mathbb{P}[E_{(\mathbf{x}, y) \in \mathcal{S}_V^k}[y f_{\mathcal{I}}(\mathbf{x})] - E_{(\mathbf{x}, y) \in \mathcal{S}_0^k}[y f_{\mathcal{I}}(\mathbf{x})] \geq \lambda] \\ &= \mathbb{P}[E_{(\mathbf{x}, y) \in \mathcal{S}_V^k}[\sum_i^m y^{(i)} \mathbf{x}_2^{(i)} \mathbf{x}_2] - E_{(\mathbf{x}, y) \in \mathcal{S}_0^k}[\sum_i^m y^{(i)} \mathbf{x}_2^{(i)} \mathbf{x}_2] \geq \lambda] \\ &= \mathbb{P}[\frac{1}{k} \sum_j^k \sum_i^m y^{(i)} \mathbf{x}_2^{(i)} \mathbf{x}_2^{(j)} - \frac{1}{k} \sum_p^k \sum_i^m y^{(i)} \mathbf{x}_2^{(i)} \mathbf{x}_2^{(p)} \geq \lambda]. \end{aligned} \quad (4)$$

Recall that $\mathbf{x}_2^{(i)}$, $\mathbf{x}_2^{(j)}$ and $\mathbf{x}_2^{(p)}$ are D -dimensional vectors sampled independently from $\mathcal{N}(0, \sigma^2)$. Using central limit theorem we can approximate the terms. We have $\sum_i^m y^{(i)} \mathbf{x}_2^{(i)} \sim \mathcal{N}(0, m\sigma^2)$. Then, we can approximate $\frac{1}{k} \sum_j^k \sum_i^m y^{(i)} \mathbf{x}_2^{(i)} \mathbf{x}_2^{(j)}$ by $t_1 \sim \mathcal{N}(0, \frac{mD}{k}\sigma^4)$ and approximate $\frac{1}{k} \sum_p^k \sum_i^m y^{(i)} \mathbf{x}_2^{(i)} \mathbf{x}_2^{(p)}$ by $t_2 \sim \mathcal{N}(0, \frac{mD}{k}\sigma^4)$ Maini et al. (2021). Thus, we get $t \sim \mathcal{N}(0, \frac{2mD}{k}\sigma^4)$, and

$$\mathbb{P}[\Psi(f_{\mathcal{I}}, \mathcal{S}_V; \mathcal{D}) = 1] = \mathbb{P}[t \geq \lambda] = \mathbb{P}[\sqrt{\frac{2mD}{k}}\sigma^2 Z \geq \lambda] = \mathbb{P}[Z \geq \frac{\sqrt{k}\lambda}{\sqrt{2mD}\sigma^2}] = 1 - \Phi(\frac{\sqrt{k}\lambda}{\sqrt{2mD}\sigma^2}), \quad (5)$$

where $Z \sim \mathcal{N}(0, 1)$. The optimal threshold is given as $\lambda = \frac{D\sigma^2}{2}$,

$$\mathbb{P}[\Psi(f_{\mathcal{I}}, \mathcal{S}_V; \mathcal{D}) = 1] \geq 1 - \Phi(\frac{\sqrt{kD}}{\sqrt{2m}}). \quad (6)$$

From Equation 28, we see that the probability of false positives relies on the number of points used for the verification $\frac{k}{m}$ and the size of D . Combining with Lemma 1, the proof is complete. \square

In other words, the success of DI is directly related to the number of samples used for the verification. This is similar to the analysis of failure of membership inference in the original paper when the k is extremely low, e.g. only 10 samples. In the DI paper, it was explained that DI succeeds because it calculates the average margin for multiple verification samples; whereas membership inference fails as it relies on per-sample decision. So when the number of tested samples is smaller, the success rate of DI will be close to 0.5, just like for membership inference. In Figure 1, we show the probability of an FP (Equation 28) for different values of k ; even for $k = 10000$ the probability is 0.159.

Hence, even the simple linear setup, $\Psi(f; \mathcal{S}; \mathcal{D})$ has false positives with high probability; in particular, when the fraction of tested samples is small.

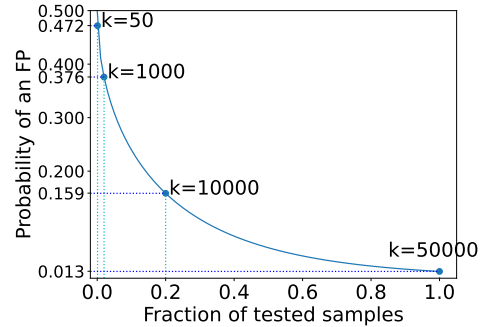


Figure 1: Probability of an FP as the fraction of revealed private samples for $D = 10$ for a linear suspect model (Equation 28). \mathcal{V} needs to use many private samples to guarantee low false positive rate.

3.2 NON-LINEAR SUSPECT MODELS

Having demonstrated the limitations of the linear model, we now focus on non-linear suspect models. The intuition is based on the margin-based generalization bounds. Note that the generalization bounds states that the expected error of the margin based loss function is bounded, and the bound is mostly related to the distribution Neyshabur et al. (2018). Since DI assumes all the datasets follow the distribution \mathcal{D} , our intuition is to directly use the generalization bounds and the triangle inequality to prove the similarity of the models trained on the same distribution.

3.2.1 THEORETICAL MOTIVATION

Let $f_{\mathbf{w}}$ be a real-valued classifier $f_{\mathbf{w}} : \mathcal{X} \rightarrow \mathbb{R}^k$, $\|\mathbf{x}\| \leq B$ with parameters $\mathbf{w} = \{W_i\}_{i=1}^d$. For any distribution \mathcal{D} and margin $p(f, \mathbf{x}) = f(\mathbf{x})[y] - \max_{j \neq y} f(\mathbf{x})[j] \leq \gamma$, where $\gamma > 0$. The margin is same as for the linear model with labels $y \in \{-1, +1\}$. Then, we define the margin loss function as:

$$\mathcal{L}_{\gamma}(f, y) = \mathbb{P}_{(\mathbf{x}, y) \sim \mathcal{D}}[f(\mathbf{x})[y] - \max_{j \neq y} f(\mathbf{x})[j] \leq \gamma]. \quad (7)$$

Note that the PAC-Bayes framework Neyshabur et al. (2018) provides guarantees for any classifier f trained on data from a given distribution. We define the expected loss of a classifier f on distribution \mathcal{D} as $\mathcal{L}_{\mathcal{D}} := E_{(\mathbf{x}, y) \sim \mathcal{D}}[\mathcal{L}(f(\mathbf{x}), y)]$ and the empirical loss on a dataset \mathcal{S} as $\hat{\mathcal{L}}_{\mathcal{S}} := \frac{1}{m} \sum_{(\mathbf{x}, y) \in \mathcal{S}} [\mathcal{L}(f(\mathbf{x}), y)]$. Then, for a d -layer feed-forward network f with parameters $\mathbf{w} = \{W_i\}_{i=1}^d$ and ReLU activation Neyshabur et al. (2018). The empirical loss is very close to the expected loss. For any $\sigma, \gamma > 0$, with probability $1 - \sigma$ over the training set, we have:

$$|\mathcal{L}_{\mathcal{D}}(f_{\mathcal{S}}) - \hat{\mathcal{L}}_{\mathcal{S}}(f_{\mathcal{S}})| \leq \mathcal{O}(\epsilon), \quad (8)$$

where $\epsilon = \sqrt{\frac{B^2 d^2 h \ln(dh) \prod_{i=1}^d \|W_i\|_2^2 \sum_{i=1}^d \frac{\|W_i\|_F^2}{\|W_i\|_2^2} + \ln \frac{dm}{\sigma}}{\gamma^2 m}}$, and h is the upper bound dimension for $\{W_i\}_{i=1}^d$.

This PAC-Bayes based generalization guarantee states that for a model f , the empirical loss is always close to the expected loss. Thus, we can expect that the margins of f on any dataset that follows a given distribution to be similar. This contradicts the intuition of DI.

Moreover, since DI assumes that \mathcal{S}_V and \mathcal{S}_I follow the same distribution \mathcal{D} , we can show that the margins for f_V and f_I are similar to each other.

Theorem 2 (k-independent False Positives with Non-linear Suspect Models). *For the victim private dataset $\mathcal{S}_V \sim \mathcal{D}$ and an independent dataset $\mathcal{S}_I \sim \mathcal{D}$, let $f_{\mathbf{w}}$ be a d -layer feed-forward network with ReLU activations and parameters $\mathbf{w} = \{W_i\}_{i=1}^d$. Assume that f_V is trained on \mathcal{S}_V and f_I is trained on \mathcal{S}_I , f_V and f_I have the same structure. Then, for any $B, d, h, \epsilon > 0$ and any $\mathbf{x} \in \mathcal{X}$, there exist a prior \mathcal{P} on \mathbf{w} , s.t. with probability at least $\frac{1}{2}$,*

$$|p(f_V, \mathbf{x}) - p(f_I, \mathbf{x})| \leq \epsilon. \quad (9)$$

The details of the proof are in the Appendix B. Hence, for any two models trained on the same distribution, the margins for any sample are similar. Given that DI works by distinguishing the difference of margins for two models, it will result in false positives with probability at least $\frac{1}{2}$ (Theorem 2).

3.2.2 EMPIRICAL EVIDENCE

Having proved the existence of FPs for non-linear models, we now focus on empirically confirming it.

First, recall the original experiment setup Maini et al. (2021); let us consider the following two models: 1) f_V trained using \mathcal{S}_V , and 2) f_0 trained using \mathcal{S}_0 . In the original formulation, e.g. for CIFAR10, CIFAR10-train (50,000 samples) is used as \mathcal{S}_V , and CIFAR10-test is used as \mathcal{S}_0 (10,000 samples). Recall that \mathcal{V} uses their \mathcal{S}_V and \mathcal{S}_0 to obtain the embeddings that are then used to train the distinguisher g_V .

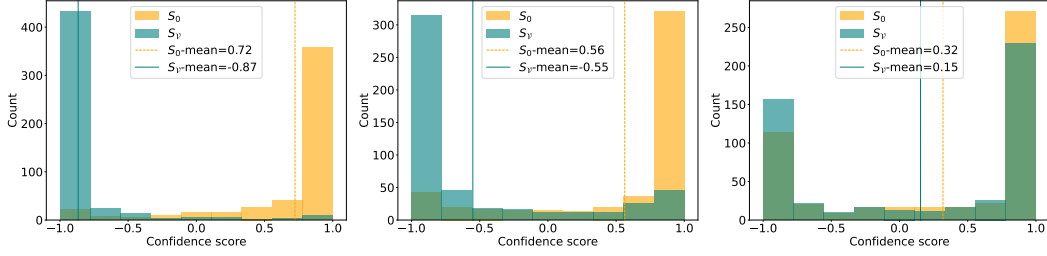


Figure 2: Left to right: f_V , f_I , f_0 . Comparison of distributions of the confidence scores assigned to the embeddings by g_V . $\Delta\mu$ is smaller for f_I than for f_V but large enough to trigger an FP.

The authors Maini et al. (2021) use several post-processing techniques to obtain *dependent models* which are expected to be flagged as stolen - true positives; DI is shown to be effective. However, the independent model f_0 is trained on S_0 — the same data that is used to train g_V . This means that the same dataset S_0 is used both to train g_V and subsequently, to evaluate it. This is likely to introduce a bias that overestimates the efficacy of g_V and DI as a whole.

To address this, and test whether DI works for a more reasonable data split, we use the following setup:

- 1) randomly split CIFAR10-train into two subsets (A_{train} and B_{train}) of 25,000 samples each;
- 2) assign $S_V = A_{train}$, and train f_V using it;
- 3) continue using CIFAR10-test as S_0 (nothing changes), and train f_0 using it;
- 4) g_V is trained using the embedding for S_0 and the new S_V , obtained from the new f_V ;
- 5) assign $S_I = B_{train}$, independent data of a third-party \mathcal{I} , who trains their model f_I .

This way, we have an *independent* model f_I that was trained on data from the same distribution \mathcal{D} as S_V but data that was not seen by g_V ¹.

Recall that to determine whether the model is stolen, DI obtains the embeddings for private (S_V) and public (S_0) samples. Then it measures the confidence for each of the embeddings using the regressor g_V . For a model derived from \mathcal{V} 's S_V , the mean difference ($\Delta\mu$) between the confidence assigned to S_V and S_0 should be large. If the model is not derived from S_V , the difference should be small. The decision is made using the hypothesis test that compares the distributions of measures from g_V .

In Figure 2 we visualise the difference in the distributions for three models. For f_V we observe two separable distributions with a large ($\Delta\mu$), while for f_0 the difference is small — DI is working as intended. However, for f_I , even though $\Delta\mu$ is smaller than for f_V it is sufficiently large to reject H_0 with high confidence. Therefore, f_I is marked as stolen, a false positive. In Table 1 we provide $\Delta\mu$ and the associated p-values for multiple random splits.

Table 1: Verification of an independent model trained on the same data distribution triggers an FP. We report the mean and standard deviation computed across five runs. Verification done using $k = 10$ private samples. FPs become more significant as k increases.

Model	$\Delta\mu$	p-value
f_V	1.62 ± 0.08	$10^{-18} \pm 10^{-18}$
f_I	1.14 ± 0.12	$10^{-8} \pm 10^{-8}$
f_0	0.29 ± 0.12	0.046 ± 0.035

We discuss the implications of our findings in Section 5.

¹We use the official implementation of DI, together with the architectures and training loops. Our changes are limited to the data splits only.

Table 2: f_A adversarially trained on S_V results in a false negative. We report the mean and standard deviation computed across five runs. Verification done using $k = 10$ private samples.

Model	$\Delta\mu$	p-value
f_V	1.59 ± 0.04	$10^{-21} \pm 10^{-16}$
f_A	0.12 ± 0.06	0.05 ± 0.07
f_0	0.29 ± 0.12	0.046 ± 0.035

4 FALSE NEGATIVES IN DATASET INFERENCE

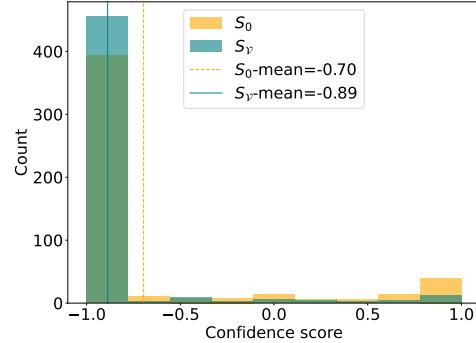
Having demonstrated the existence of false positives, we now show that DI can suffer from false negatives (FNs). \mathcal{A} can avoid detection by regularising f_A , and thus changing the prediction margins. This in turn, will mislead DI into flagging f_A as independent.

Recall that Blind Walk relies on finding the prediction margin by querying perturbed samples designed to cause a misclassification. In order to avoid detection, \mathcal{A} needs to make the prediction margin robust to such perturbations. We do so using adversarial training: a popular regularisation method used to provide robustness against adversarial examples. \mathcal{A} who launches a model extraction attack against f_V , or steals V 's S_V can adversarially train f_A .

During adversarial training, each training sample (x, y) is replaced with an adversarial example that is misclassified $f_A(x + \gamma) \neq y$. There exist many techniques for crafting adversarial examples. We use *projected gradient descent* Madry et al. (2018) (PGD), and we set $\gamma = 10/255$ (under l_∞).

We evaluate adversarial training as a way to avoid detection in a setting where \mathcal{A} steals V 's S_V and trains their own model f_A . f_A has the same architecture, and is trained the same way as f_V ; hence, the experiment is biased in favour of DI².

In Figure 3 we visualise the difference in the distributions of scores assigned by g_V to f_A embeddings derived for S_V and S_0 . We observe that the distributions are not clearly separable and result in low $\Delta\mu$, and hence H_0 cannot be rejected. Therefore, f_A is marked as an independent model, a false negative. In Table 2 we provide $\Delta\mu$ and the associated p-values for multiple runs.



Note that adversarial training comes with an accuracy trade-off. In our experiments, the accuracy of f_A goes from 0.93 ± 0.01 to 0.87 ± 0.02 .

Figure 3: Confidence scores assigned by g_V to the embeddings obtained from f_A . $\Delta\mu$ is small enough to trigger an FN.

We discuss the resulting implications in Section 5.

5 DISCUSSION

Revealing private data. We have shown that DI requires revealing significantly more than 50 samples to avoid false positives in the case of linear models (Figure 1). Since the core assumption of DI is that S_V is private, revealing too much of S_V during the ownership verification constitutes a privacy threat. Additionally, it was shown that using more samples gives V more information about the prediction margin than using stronger embedding methods Maini et al. (2021). Model owners that operate in sensitive domains such as healthcare or insurance industry need to comply with strict data protection laws, and hence need to minimise the disclosure.

One potential way to protect the privacy of the private samples used for DI ownership verification is to use oblivious inference Liu et al. (2017); Juvekar et al. (2018). This way V could query f_A

²We use the official implementation of DI, together with the architectures and training loops. Our changes are limited to adding adversarial training.

without revealing \mathcal{S}_V . However, such approaches require \mathcal{V} and the potential suspect to engage in a cryptographic protocol that can cause significant overhead.

Viability of ownership verification using training data. We have demonstrated that DI suffers from FPs when faced with an independent model trained on the same distribution. While it is reasonable to assume that \mathcal{V} 's data is private, the uniqueness of the distribution is difficult to guarantee in practice. For example, two model builders may have data from the same distribution because they purchased their training data from a vendor that generates per-client synthetic data from the same distribution (e.g., regional financial data). In fact, two model builders working on the same narrow domain and independently building models that are intended to represent the same phenomenon, may very well end up using data from the same distribution.

There are other methods that attempt to detect stolen models based on the dataset used to train them Sablayrolles et al. (2020); Pan et al. (2022). However, they rely on flaws in the model to establish the ownership (susceptibility to adversarial examples Sablayrolles et al. (2020) or membership inference attacks Pan et al. (2022)). Intuitively, given a perfect membership inference attack, a fingerprinting scheme should be possible. However, recent work shows that for a balanced dataset, only a fraction of records is vulnerable to a confident membership inference attack Carlini et al. (2022); Duddu et al. (2021) which in turn reduces the capabilities of a membership inference-based fingerprinting scheme. Therefore, any improvements to generalisation or robustness (such as adversarial training or purification Nie et al. (2022)) of ML models reduce the surface for ownership verification schemes.

False negatives vs white-box theft. Our experiments in Section 4 are limited to \mathcal{A} that trains their own model — they either steal the data or conduct a model extraction attack. If \mathcal{A} obtains an exact copy of the model, they might lack the data to fine-tune it with adversarial training. Hence, our findings do not apply to the white-box setting.

6 RELATED WORK

Model extraction detection and prevention. Detection methods rely on the fact that many extraction attacks have querying patterns that are distinguishable from the benign ones queries Juuti et al. (2019); Atli et al. (2020); Zheng et al. (2022); Quiring et al. (2018). All of these can be circumvented by the adversary who has access to natural data from the same domain as the victim model Atli et al. (2020). Prevention techniques aim to slow down the attack by injecting the noise into the prediction, designed to corrupt the training of the stolen model Orekondy et al. (2020); Lee et al. (2019); Mazeika et al. (2022), or by making all clients participate in consensus-based cryptographic protocols Dziedzic et al. (2022). Even though they increase the cost of the attack, they do not stop a determined attacker from stealing the model.

Ownership verification. There exist many watermarking schemes for neural networks (e.g. Zhang et al. (2018); Uchida et al. (2017); Adi et al. (2018)) that have the same goal as DI does. However they were shown to be brittle Lukas et al. (2022). It was shown that adversarial examples Lukas et al. (2021) can be used to fingerprint a model or to watermark the dataset Sablayrolles et al. (2020). However, adversarial training can be used to weaken both schemes Lukas et al. (2021); Szyller & Asokan (2022). On the other hand, if a model is sufficiently vulnerable to membership inference attacks, it can be used to fingerprint it Pan et al. (2022).

7 CONCLUSION

We analyzed *Dataset Inference* (DI) Maini et al. (2021), a promising fingerprinting scheme, to show theoretically and empirically that DI is prone to false positives in the case of independent models trained from distinct datasets drawn from the same distribution. This limits the applicability of DI only to settings where a model builder uses a dataset with a definitively unique distribution. We also showed that an attacker can use adversarial training to regularise the decision boundaries of a stolen model to evade detection by DI at the cost of a modest (6pp) drop in accuracy.

Nevertheless, DI is a promising ML fingerprinting scheme. Model owners can use our results to make informed decisions as to whether DI is appropriate for their particular settings.

ACKNOWLEDGEMENTS

We would like to thank the authors of Dataset Inference Maini et al. (2021) for their feedback on this manuscript. This work was supported in part by Intel (in the context of the Private-AI Institute).

REFERENCES

- Yossi Adi, Carsten Baum, Moustapha Cisse, Benny Pinkas, and Joseph Keshet. Turning your weakness into a strength: Watermarking deep neural networks by backdooring. In *27th USENIX Security Symposium*, pp. 1615–1631, 2018.
- Buse Gul Atli, Sebastian Szyller, Mika Juuti, Samuel Marchal, and N. Asokan. Extraction of complex DNN models: Real threat or boogeyman?”. In *Engineering Dependable and Secure Machine Learning Systems*, pp. 42–57, 2020.
- Xiaoyu Cao, Jinyuan Jia, and Neil Zhenqiang Gong. IPGuard: Protecting intellectual property of deep neural networks via fingerprinting the classification boundary. In *Proceedings of the 2021 ACM Asia Conference on Computer and Communications Security*, ASIA CCS ’21, pp. 14–25, New York, NY, USA, 2021. Association for Computing Machinery. ISBN 9781450382878. doi: 10.1145/3433210.3437526. URL <https://doi.org/10.1145/3433210.3437526>.
- Nicholas Carlini, Steve Chien, Milad Nasr, Shuang Song, Andreas Terzis, and Florian Tramèr. Membership inference attacks from first principles. In *2022 IEEE Symposium on Security and Privacy (SP)*, pp. 1897–1914, 2022. doi: 10.1109/SP46214.2022.9833649.
- Zizhuang Deng, Kai Chen, Guozhu Meng, Xiaodong Zhang, Ke Xu, and Yao Cheng. Understanding real-world threats to deep learning models in android apps. 2022. doi: 10.48550/arXiv.2209.09577. URL <https://arxiv.org/abs/2209.09577v1>.
- Vasisht Duddu, Sebastian Szyller, and N. Asokan. SHAPr: An efficient and versatile membership privacy risk metric for machine learning. *CoRR*, abs/2112.02230, 2021. URL <https://arxiv.org/abs/2112.02230>.
- Adam Dziedzic, Muhammad Ahmad Kaleem, Yu Shen Lu, and Nicolas Papernot. Increasing the cost of model extraction with calibrated proof of work. In *International Conference on Learning Representations*, 2022. URL <https://openreview.net/forum?id=EAy7C1cgE1L>.
- Mika Juuti, Sebastian Szyller, Samuel Marchal, and N. Asokan. PRADA: protecting against DNN model stealing attacks. In *IEEE European Symposium on Security & Privacy*, pp. 1–16. IEEE, 2019.
- Chiraag Juvekar, Vinod Vaikuntanathan, and Anantha Chandrakasan. GAZELLE: A low latency framework for secure neural network inference. In *27th USENIX Security Symposium (USENIX Security 18)*, pp. 1651–1669, Baltimore, MD, August 2018. USENIX Association. ISBN 978-1-939133-04-5. URL <https://www.usenix.org/conference/usenixsecurity18/presentation/juvekar>.
- Ram Shankar Siva Kumar, Jeffrey Snover, David O’Brien, Kendra Albert, and Salome Viljoen. Failure modes in machine learning. <https://learn.microsoft.com/en-us/security/engineering/failure-modes-in-machine-learning>, 2019. Online; accessed 20 September 2022.
- Taesung Lee, Benjamin Edwards, Ian Molloy, and Dong Su. Defending against neural network model stealing attacks using deceptive perturbations. In *2019 IEEE Security and Privacy Workshops (SPW)*, pp. 43–49, 2019. doi: 10.1109/SPW.2019.00020.
- Jian Liu, Mika Juuti, Yao Lu, and N. Asokan. Oblivious neural network predictions via min-ionn transformations. In *Proceedings of the 2017 ACM SIGSAC Conference on Computer and Communications Security*, CCS ’17, pp. 619–631, New York, NY, USA, 2017. Association for Computing Machinery. ISBN 9781450349468. doi: 10.1145/3133956.3134056. URL <https://doi.org/10.1145/3133956.3134056>.

- Nils Lukas, Yuxuan Zhang, and Florian Kerschbaum. Deep neural network fingerprinting by con-ferrable adversarial examples. In *International Conference on Learning Representations*, 2021. URL <https://openreview.net/forum?id=VqzVhqxkjH1>.
- Nils Lukas, Edward Jiang, Xinda Li, and Florian Kerschbaum. Sok: How robust is image classification deep neural network watermarking? In *2022 IEEE Symposium on Security and Privacy (SP)*, pp. 787–804, 2022. doi: 10.1109/SP46214.2022.9833693.
- Aleksander Madry, Aleksandar Makelov, Ludwig Schmidt, Dimitris Tsipras, and Adrian Vladu. Towards deep learning models resistant to adversarial attacks. In *International Conference on Learning Representations*, 2018. URL <https://openreview.net/forum?id=rJzIBfZAb>.
- Pratyush Maini, Mohammad Yaghini, and Nicolas Papernot. Dataset inference: Ownership resolution in machine learning. In *International Conference on Learning Representations*, 2021. URL <https://openreview.net/forum?id=hvdKKV2yt7T>.
- Mantas Mazeika, Bo Li, and David Forsyth. How to steer your adversary: Targeted and efficient model stealing defenses with gradient redirection. In Kamalika Chaudhuri, Stefanie Jegelka, Le Song, Csaba Szepesvari, Gang Niu, and Sivan Sabato (eds.), *Proceedings of the 39th International Conference on Machine Learning*, volume 162 of *Proceedings of Machine Learning Research*, pp. 15241–15254. PMLR, 17–23 Jul 2022. URL <https://proceedings.mlr.press/v162/mazeika22a.html>.
- Behnam Neyshabur, Srinadh Bhojanapalli, and Nathan Srebro. A PAC-bayesian approach to spectrally-normalized margin bounds for neural networks. In *International Conference on Learning Representations*, 2018. URL <https://openreview.net/forum?id=Skz.WfbCZ>.
- Weili Nie, Brandon Guo, Yujia Huang, Chaowei Xiao, Arash Vahdat, and Anima Anandkumar. Diffusion models for adversarial purification. In *International Conference on Machine Learning (ICML)*, 2022.
- Tribhuvanesh Orekondy, Bernt Schiele, and Mario Fritz. Knockoff nets: Stealing functionality of black-box models. In *CVPR*, pp. 4954–4963, 2019.
- Tribhuvanesh Orekondy, Bernt Schiele, and Mario Fritz. Prediction poisoning: Towards defenses against dnn model stealing attacks. In *International Conference on Learning Representations*, 2020. URL <https://openreview.net/forum?id=SyevYxHtDB>.
- Xudong Pan, Yifan Yan, Mi Zhang, and Min Yang. Metav: A meta-verifier approach to task-agnostic model fingerprinting. 2022. doi: 10.48550/ARXIV.2201.07391. URL <https://arxiv.org/abs/2201.07391>.
- Nicolas Papernot, Patrick McDaniel, Ian Goodfellow, Somesh Jha, Z Berkay Celik, and Ananthram Swami. Practical black-box attacks against machine learning. In *ACM Symposium on Information, Computer and Communications Security*, pp. 506–519. ACM, 2017.
- E. Quiring, D. Arp, and K. Rieck. Forgotten siblings: Unifying attacks on machine learning and digital watermarking. In *IEEE European Symposium on Security & Privacy*, pp. 488–502, 2018.
- Alexandre Sablayrolles, Matthijs Douze, Cordelia Schmid, and Herve Jegou. Radioactive data: tracing through training. In Hal Daumé III and Aarti Singh (eds.), *Proceedings of the 37th International Conference on Machine Learning*, volume 119 of *Proceedings of Machine Learning Research*, pp. 8326–8335. PMLR, 13–18 Jul 2020. URL <https://proceedings.mlr.press/v119/sablayrolles20a.html>.
- Sebastian Szyller and N. Asokan. Conflicting interactions among protection mechanisms for machine learning models. 2022. doi: 10.48550/ARXIV.2207.01991. URL <https://arxiv.org/abs/2207.01991>.
- Florian Tramèr, Fan Zhang, Ari Juels, Michael K Reiter, and Thomas Ristenpart. Stealing machine learning models via prediction apis. In *25th USENIX Security Symposium*, pp. 601–618, 2016.

- Joel A Tropp. User-friendly tail bounds for sums of random matrices. *Foundations of computational mathematics*, 12(4):389–434, 2012.
- Yusuke Uchida, Yuki Nagai, Shigeyuki Sakazawa, and Shin’ichi Satoh. Embedding watermarks into deep neural networks. In *ACM International Conference on Multimedia Retrieval*, pp. 269–277. ACM, 2017.
- Samuel Yeom, Irene Giacomelli, Matt Fredrikson, and Somesh Jha. Privacy risk in machine learning: Analyzing the connection to overfitting. In *2018 IEEE 31st Computer Security Foundations Symposium (CSF)*, pp. 268–282, 2018. doi: 10.1109/CSF.2018.00027.
- Jialong Zhang, Zhongshu Gu, Jiyong Jang, Hui Wu, Marc Ph Stoecklin, Heqing Huang, and Ian Molloy. Protecting intellectual property of deep neural networks with watermarking. In *ACM Symposium on Information, Computer and Communications Security*, pp. 159–172, 2018.
- Huadi Zheng, Qingqing Ye, Haibo Hu, Chengfang Fang, and Jie Shi. Protecting decision boundary of machine learning model with differentially private perturbation. *IEEE Transactions on Dependable and Secure Computing*, 19(3):2007–2022, 2022. doi: 10.1109/TDSC.2020.3043382.

A NOTATION

In Table 3 we summarise the notation used in this work.

Table 3: Notations

\mathcal{V}	the victim	f	a model
\mathcal{I}	an independent party	$f_{\mathcal{V}}$	a model trained on $\mathcal{S}_{\mathcal{V}}$
\mathcal{A}	an adversary	f_0	a model trained on \mathcal{S}_0
\mathcal{S}	a dataset	$f_{\mathcal{I}}$	a model trained on $\mathcal{S}_{\mathcal{I}}$
$\mathcal{S}_{\mathcal{V}}$	\mathcal{V} ’s private dataset	$f_{\mathcal{A}}$	\mathcal{A} ’s model
\mathcal{S}_0	a public dataset	f_{SP}	a suspect model
$\mathcal{S}_{\mathcal{I}}$	\mathcal{I} ’s data	\mathbf{w}	model weights
\mathcal{D}	distribution that all datasets follow		
(\mathbf{x}, y)	a sample from \mathcal{D}		

B EXISTENCE OF FALSE POSITIVES IN DATASET INFERENCE

Calculating the prediction margin. We assume that the model weights are initialized to zero. For each sample x in a dataset $\mathcal{S} \sim \mathcal{D} = \{(\mathbf{x}^{(i)}, y^{(i)}) | i = 1, \dots, m\}$. The learning algorithm observes all samples in \mathcal{S} once and maximize the loss function $L(\mathbf{x}, y) = y \cdot f(\mathbf{x})$. For the learning rate $\alpha = 1$, the weights are updates as:

$$\mathbf{w} = \mathbf{w} + \alpha y^{(i)} \mathbf{x}^{(i)}. \quad (10)$$

Recall that $\mathbf{x} = (\mathbf{x}_1, \mathbf{x}_2) \in \mathbb{R}^{K+D}$, the weights of the linear model are $\mathbf{w}_1 = m\mathbf{u}$ and $\mathbf{w}_2 = \sum_{i=1}^m y^{(i)} \mathbf{x}_2^{(i)}$ when the training is completed.

When writing out the linear classifier explicitly, we can easily calculate the prediction margin of each sample (x, y) in \mathcal{S} ,

$$y \cdot f(\mathbf{x}) = y \cdot (\mathbf{w}_1 \mathbf{x}_1 + \mathbf{w}_2 \mathbf{x}_2) = y \cdot (m\mathbf{u} \cdot \mathbf{y}\mathbf{u} + \sum_{i=1}^m y^{(i)} \mathbf{x}_2^{(i)} \cdot \mathbf{x}_2) = c + y \sum_{i=1}^m y^{(i)} \mathbf{x}_2^{(i)} \cdot \mathbf{x}_2. \quad (11)$$

The expectations of the prediction margin for the points in training set $\mathcal{S}^+ = \{(x, 1) | (x, 1) \in \mathcal{S}\}$ is,

$$\begin{aligned} E_{\mathcal{S}^+}[yf(\mathbf{x})] &= yc + E_{\mathcal{S}^+}\left[\sum_{i=1}^m y^{(i)} \mathbf{x}_2^{(i)} \cdot \mathbf{x}_2\right] = yc + E_{\mathcal{S}^+}\left[\sum_{\mathbf{x}_2 \neq \mathbf{x}_2^{(i)}} y^{(i)} \mathbf{x}_2^{(i)} \cdot \mathbf{x}_2 + \sum_{i=1}^m y^{(i)} (\mathbf{x}_2^{(i)})^2\right] \\ &= c + 0 + D\sigma^2. \end{aligned} \quad (12)$$

Note that in Equation 12, since $\mathbf{x}_2 \sim N(0, D\sigma^2)$, then $(\mathbf{x}_2^{(i)})^2 \sim \chi^2$, $E[(\mathbf{x}_2^{(i)})^2] = D\sigma^2$.

Consider a new dataset $\mathcal{S}_0 \sim \mathcal{D}$, the expectations of the prediction margin for the points in \mathcal{S}_0^+ are,

$$E_{\mathcal{S}_0^+}[yf(\mathbf{x})] = yc + E_{\mathcal{S}_0^+}\left[\sum_{i=1}^m y^{(i)} \mathbf{x}_2^{(i)} \cdot \mathbf{x}_2\right] = c. \quad (13)$$

Finally, we see that the difference of prediction margin of training set \mathcal{S} and test set \mathcal{S}_0 is

$$E_{\mathcal{S}^+}[yf(\mathbf{x})] - E_{\mathcal{S}_0^+}[yf(\mathbf{x})] = D\sigma^2. \quad (14)$$

DI's decision function. From the above analysis, we know that the statistical difference between the distribution of training and test data is $D\sigma^2$ which is usually larger than 1 in numerical. DI utilizes this difference to predict if a potential adversary's model stole their knowledge.

Since we know that $E_{\mathcal{S}_0}[yf(\mathbf{x})] = c$ and $E_{\mathcal{S}}[yf(\mathbf{x})] = c + D\sigma^2$. Let $\Psi(f, \mathcal{S}; \mathcal{D})$ represent the dataset inference victim's decision function. It is defined as,

$$\Psi(f, \mathcal{S}; \mathcal{D}) = \begin{cases} 1, & \text{if } E_{(x,y) \in \mathcal{S}}[y \cdot f(\mathbf{x})] - E_{\mathcal{D}}[y \cdot f(\mathbf{x})] \geq \lambda, \\ 0, & \text{otherwise,} \end{cases} \quad (15)$$

where $\lambda \in [0, D\sigma^2]$ is some threshold that the decision function uses to maximise true positives and minimise false positives.

Proof for Lemma 1 For a linear model f trained on distribution \mathcal{D} where $\mathbf{x} = (\mathbf{x}_1, \mathbf{x}_2)$, $\mathbf{x}_1 = y\mathbf{u}, \mathbf{x}_2 \sim \mathcal{N}(0, \sigma^2)$ and $\|\mathbf{u}\|_2 \leq \frac{1}{\sqrt{m}}$, f is expected to achieve high accuracy on any sample (\mathbf{x}, y) sampled randomly from \mathcal{D} which is independent of the training data set of f .

Proof. Given a linear model f trained on dataset $\mathcal{S} \sim \mathcal{D} = \{(\mathbf{x}^{(i)}, y^{(i)}) | i = 1, \dots, m\}$, and a test sample (\mathbf{x}, y) sampled randomly from \mathcal{D} which is independent of \mathcal{S} , the probability that (\mathbf{x}, y) is correctly classified by f can be represented as:

$$\begin{aligned} \mathbb{P}[yf(\mathbf{x}) \geq 0] &= \mathbb{P}[m\mathbf{u}^2 + y \sum_{i=1}^m y^{(i)} \mathbf{x}_2^{(i)} \mathbf{x}_2 \geq 0] \\ &= \mathbb{P}[y \sum_{i=1}^m y^{(i)} \mathbf{x}_2^{(i)} \mathbf{x}_2 \geq -m\mathbf{u}^2] \\ &\leq \mathbb{P}[y \sum_{i=1}^m y^{(i)} \mathbf{x}_2^{(i)} \mathbf{x}_2 \geq -1] \end{aligned} \quad (16)$$

Since $\mathbf{x}_2 \sim \mathcal{N}(0, \sigma^2)$ are D -dimensional vectors, we can use central limit theorem to approximate the term. Thus, the internal term can be approximated by a variable $t \sim \mathcal{N}(0, mD\sigma^4)$. Let $Z \sim \mathcal{N}(0, 1)$,

$$\mathbb{P}[yf(\mathbf{x}) \geq 0] \leq \mathbb{P}[\sqrt{mD}\sigma^2 Z \geq -1] = 1 - \Phi\left(-\frac{1}{\sqrt{mD}\sigma^2}\right). \quad (17)$$

For a distribution where the randomness $\sigma^2 \geq \frac{1}{\sqrt{m}}$.

$$\mathbb{P}[yf(\mathbf{x}) \geq 0] \leq 1 - \Phi\left(-\frac{1}{\sqrt{D}}\right). \quad (18)$$

The linear model f can correctly classify a sample with a probability more than 0.9 only if $D < 10$.

We can also calculate the accuracy of the training set \mathcal{S} similarly. For a training sample (\mathbf{x}, y) sampled randomly from \mathcal{S} ,

$$\begin{aligned}
\mathbb{P}[yf(\mathbf{x}) \geq 0] &= \mathbb{P}[m\mathbf{u}^2 + y \sum_i^m y(i)\mathbf{x}_2^{(i)}\mathbf{x}_2 \geq 0] \\
&= \mathbb{P}[m\mathbf{u}^2 + y^2\mathbf{x}_2^2 + y \sum_i^{m-1} y(i)\mathbf{x}_2^{(i)}\mathbf{x}_2 \geq 0] \\
&= \mathbb{P}[y^2\mathbf{x}_2^2 + y \sum_i^m y(i)\mathbf{x}_2^{(i)}\mathbf{x}_2 \geq -m\mathbf{u}^2] \\
&\leq \mathbb{P}[y^2\mathbf{x}_2^2 + y \sum_i^m y(i)\mathbf{x}_2^{(i)}\mathbf{x}_2 \geq -1].
\end{aligned} \tag{19}$$

Since $y^2\mathbf{x}_2^2 \geq 0$ for any sample in \mathcal{S} , we have

$$y^2\mathbf{x}_2^2 + y \sum_i^m y(i)\mathbf{x}_2^{(i)}\mathbf{x}_2 \geq y \sum_i^m y(i)\mathbf{x}_2^{(i)}\mathbf{x}_2. \tag{20}$$

Then, $\mathbb{P}_{(\mathbf{x}, y) \in \mathcal{S}} \geq \mathbb{P}_{(\mathbf{x}, y) \in \mathcal{D}/\mathcal{S}}$. This completes the proof. \square

Proof for Theorem 2 Let $f_{\mathbf{w}}$ be a d -layer feed-forward model trained on distribution \mathcal{D} with parameters $\mathbf{w} = \{W_i\}_{i=1}^d$ and the ReLU activation function. Assuming a training dataset $\mathcal{S} \sim \mathcal{D}$, the model is given as $f_{\mathcal{S}} = f_{\mathbf{w}+\mathbf{u}_{\mathcal{S}}}$, where $\mathbf{u}_{\mathcal{S}}$ is a random variable whose distribution may also depend on \mathcal{S} .

Since the key to analyze the margin is the output of the model, we first introduce Lemma 2 that analyzes the perturbation bound of the model trained on \mathcal{S} and \mathcal{D} .

Lemma 2 (Perturbation Bound (Lemma 2) in Neyshabur et al. (2018)). *For any $B, d > 0$, let $f_{\mathbf{w}} : \mathcal{X} \rightarrow \mathbb{R}^k$ be a d -layer neural network with ReLU activations. Then for any \mathbf{w} , and $\mathbf{x} \in \mathcal{X}$, and any perturbation $\mathbf{u}_{\mathcal{S}} = \{U_i\}_{i=1}^d$ such that $\|U_i\|_2 \leq \frac{1}{d}\|W_i\|_2$, the change in the output of the network can be bounded as follow,*

$$|f_{\mathbf{w}+\mathbf{u}_{\mathcal{S}}}(\mathbf{x}) - f_{\mathbf{w}}(\mathbf{x})| \leq eB \left(\prod_{i=1}^d \|W_i\|_2 \right) \sum_{i=1}^d \frac{\|U_i\|_2}{\|W_i\|_2}. \tag{21}$$

Since our proof is also based on Lemma 2, it is analogous to the analysis of generalization bound in Neyshabur et al. (2018) and is essentially the same for the first part.

Proof. The proof involves two parts. In the first part, we show the maximum allowed perturbation of parameters as shown in Neyshabur et al. (2018). In the second part, we show that the margin difference of the models trained on \mathcal{S}_V and \mathcal{S}_I is also bounded by the perturbation of parameters. Let $\beta = (\prod_{i=1}^d \|W_i\|_2)^{\frac{1}{d}}$, and consider a network with normalized weights $\tilde{W}_i = \frac{\beta}{\|W_i\|_2} W_i$. Due to the homogeneity of the ReLU, we have $f_{\tilde{\mathbf{w}}} = f_{\mathbf{w}}$. We can also verify that $(\prod_{i=1}^d \|W_i\|_2) = \prod_{i=1}^d \|\tilde{W}_i\|_2$ and $\frac{\|W_i\|_F}{\|W_i\|_2} = \frac{\|\tilde{W}_i\|_F}{\|\tilde{W}_i\|_2}$. Therefore, it is sufficient to prove the Theorem only for the normalized weights $\tilde{\mathbf{w}}$, and hence w.l.o.g we assume that for any layer i , $\|W_i\|_2 = \beta$.

Choose the distribution \mathcal{P} of the prior of \mathbf{w} to be $\mathcal{N}(0, \sigma^2 I)$, and consider the random perturbation $\mathbf{u}_{\mathcal{S}} \sim \mathcal{N}(0, \sigma^2 I) = \{U_i\}_{i=1}^d$. Since the prior cannot depend on the learned model \mathbf{w} or its norm, we set σ based on the approximation $\tilde{\beta}$. For each value of $\tilde{\beta}$ on a pre-determined grid, we compute the PAC-Bayes bound, establishing the generalization guarantee for all \mathbf{w} for which $|\tilde{\beta} - \beta| \leq \frac{1}{d}\beta$, and ensuring that each relevant value of β is covered by some $\tilde{\beta}$ on the grid. We then take a union bound over all $\tilde{\beta}$ on the grid. For now, we consider a fixed $\tilde{\beta}$ and the \mathbf{w} for which $|\beta - \tilde{\beta}| \leq \frac{1}{d}\beta$, and hence $\frac{1}{e}\beta^{d-1} \leq \tilde{\beta}^{d-1} \leq e\beta^{d-1}$.

Since $\mathbf{u}_S \sim \mathcal{N}(0, \sigma^2 I)$, we get the following bound for the spectral norm of U_i Tropp (2012):

$$\mathbb{P}_{U_i \sim \mathcal{N}(0, \sigma^2 I)}[\|U_i\|_2 > t] \leq 2he^{-t^2/2h\sigma^2}. \quad (22)$$

Taking a union bound over the layers, we get that with probability at least $\frac{1}{\sqrt{2}}$, the spectral norm of perturbation of U_i in each layer is bounded by $\sigma\sqrt{2h\ln(2dh)}$. Plugging this spectral norm bound into Lemma 2 we have that with probability at least $\frac{1}{\sqrt{2}}$ the maximum allowed perturbation bound is:

$$\max_{\mathbf{x} \in \mathcal{X}} |f_{\mathbf{w}+\mathbf{u}_S}(\mathbf{x}) - f_{\mathbf{w}}(\mathbf{x})| \leq eB\beta^d \sum_i \frac{\|U_i\|_2}{\beta} \leq e^2 dB \tilde{\beta}^{d-1} \sigma \sqrt{2h\ln(2dh)} \leq \frac{\epsilon}{4}, \quad (23)$$

where $\sigma = \frac{\epsilon}{42dB\tilde{\beta}^{d-1}\sigma\sqrt{2h\ln(2dh)}}$. Then we can compute the difference of margins for f_V which is trained on \mathcal{S}_V and f_I which is trained on \mathcal{S}_I .

$$\begin{aligned} & |p(f_S, \mathbf{x}) - p(f_D, \mathbf{x})| \\ &= |(f_{\mathbf{w}+\mathbf{u}_S}(\mathbf{x})[y] - \max_{j \neq y} f_{\mathbf{w}+\mathbf{u}_S}(\mathbf{x})[j]) - (f_{\mathbf{w}_S}(\mathbf{x})[y] - \max_{j \neq y} f_{\mathbf{w}_S}(\mathbf{x})[j])| \\ &= |(f_{\mathbf{w}+\mathbf{u}_S}(\mathbf{x})[y] - f_{\mathbf{w}_S}(\mathbf{x})[y]) - (\max_{j \neq y} f_{\mathbf{w}+\mathbf{u}_S}(\mathbf{x})[j] - \max_{j \neq y} f_{\mathbf{w}_S}(\mathbf{x})[j])| \\ &\leq 2 \max_{\mathbf{x} \in \mathcal{X}} |f_{\mathbf{w}+\mathbf{u}_S}(\mathbf{x}) - f_{\mathbf{w}}(\mathbf{x})| \leq \frac{\epsilon}{2}. \end{aligned} \quad (24)$$

So, for f_V trained on \mathcal{S}_V and f_I trained on \mathcal{S}_I , we have with probability at least $\frac{1}{2}$ that the predictions margins are bounded by ϵ :

$$\begin{aligned} & |p(f_V, \mathbf{x}) - p(f_I, \mathbf{x})| \\ &\leq |p(f_V, \mathbf{x}) - p(f_D, \mathbf{x})| + |p(f_I, \mathbf{x}) - p(f_D, \mathbf{x})| \\ &\leq \epsilon. \end{aligned} \quad (25)$$

□

False negatives in linear models Now we look at the false negatives $\mathbb{P}[\Psi(f_V, \mathcal{S}_V; \mathcal{D}) = 0]$, let $\mathcal{S}_V = \{(\mathbf{x}^{(i)}, y^{(i)}) | i = 1, \dots, m\}$, \mathcal{S}_*^k be a subset of \mathcal{S}_* consisting of k samples.

$$\begin{aligned} \mathbb{P}[\Psi(f_V, \mathcal{S}_V; \mathcal{D}) = 0] &= \mathbb{P}[E_{(\mathbf{x}, y) \in \mathcal{S}_V^k}[yf_V(\mathbf{x})] - E_{(\mathbf{x}, y) \in \mathcal{S}_0^k}[yf_V(\mathbf{x})] \geq \lambda] \\ &= \mathbb{P}[E_{(\mathbf{x}, y) \in \mathcal{S}_V^k}[\sum_i y^{(i)} \mathbf{x}_2^{(i)} \mathbf{x}_2] - E_{(\mathbf{x}, y) \in \mathcal{S}_0^k}[\sum_i y^{(i)} \mathbf{x}_2^{(i)} \mathbf{x}_2] \geq \lambda] \\ &= \mathbb{P}[\frac{1}{k} \sum_j \sum_{i \neq j}^m y^{(i)} \mathbf{x}_2^{(i)} \mathbf{x}_2^{(j)} + \frac{1}{k} \sum_j y^{(j)} (\mathbf{x}_2^{(j)})^2 - \frac{1}{k} \sum_p \sum_i^m y^{(i)} \mathbf{x}_2^{(i)} \mathbf{x}_2^{(p)} \geq \lambda]. \end{aligned} \quad (26)$$

Recall that $\mathbf{x}_2^{(i)}$ and $\mathbf{x}_2^{(p)}$ are D -dimensional vectors sampled independently from $\mathcal{N}(0, \sigma^2)$. Using central limit theorem we can approximate the terms. We have $\sum_i^m y^{(i)} \mathbf{x}_2^{(i)} \sim \mathcal{N}(0, m\sigma^2)$. Then, we can approximate $\frac{1}{k} \sum_j \sum_{i \neq j}^m y^{(i)} \mathbf{x}_2^{(i)} \mathbf{x}_2^{(j)}$ by $t_1 \sim \mathcal{N}(0, \frac{(m-1)D}{k} \sigma^4)$, approximate $\frac{1}{k} \sum_j y^{(j)} (\mathbf{x}_2^{(j)})^2$ with $\beta \sim N(D\sigma^2, \frac{2}{k} D\sigma^4)$ and approximate $\frac{1}{k} \sum_p \sum_i^m y^{(i)} \mathbf{x}_2^{(i)} \mathbf{x}_2^{(p)}$ by $t_2 \sim \mathcal{N}(0, \frac{mD}{k} \sigma^4)$ Maini et al. (2021). Thus, we get $t \sim \mathcal{N}(D\sigma^2, \frac{(2m+1)D}{k} \sigma^4)$, and

$$\begin{aligned} \mathbb{P}[\Psi(f_V, \mathcal{S}_V; \mathcal{D}) = 0] &= \mathbb{P}[t \leq \lambda] \\ &= \mathbb{P}[D\sigma^2 + \sqrt{\frac{(2m+1)D}{k}} \sigma^2 Z \leq \lambda] \\ &= \mathbb{P}[Z \leq \frac{\sqrt{k}}{\sqrt{2mD}\sigma^2} (\lambda - D\sigma^2)] \\ &= \Phi(\frac{\sqrt{k}(\lambda - D\sigma^2)}{\sqrt{2mD}\sigma^2}), \end{aligned} \quad (27)$$

where $Z \sim \mathcal{N}(0, 1)$. The optimal threshold is given as $\lambda = \frac{D\sigma^2}{2}$,

$$\mathbb{P}[\Psi(f_{\mathcal{V}}, \mathcal{S}_V; \mathcal{D}) = 0] = \Phi\left(-\frac{\sqrt{kD}}{2\sqrt{2m+1}}\right). \quad (28)$$

When $D \leq 10$,

$$\mathbb{P}[\Psi(f_{\mathcal{V}}, \mathcal{S}_V; \mathcal{D}) = 0] \geq \Phi\left(-\sqrt{\frac{5k}{2m}}\right) \quad (29)$$