

Weight Fixing Networks

Christopher Subia-Waud & Srinandan Dasmahapatra

University of Southampton, Southampton, SO17 1BJ
 {cc2u18, sd}@soton.ac.uk

Abstract. Modern iterations of deep learning models contain millions (billions) of unique parameters—each represented by a b -bit number. Popular attempts at compressing neural networks (such as pruning and quantisation) have shown that many of the parameters are superfluous, which we can remove (pruning) or express with $b' < b$ bits (quantisation) without hindering performance. Here we look to go much further in minimising the information content of networks. Rather than a channel or layer-wise encoding, we look to lossless whole-network quantisation to minimise the entropy and number of unique parameters in a network. We propose a new method, which we call Weight Fixing Networks (WFN) that we design to realise four model outcome objectives: i) very few unique weights, ii) low-entropy weight encodings, iii) unique weight values which are amenable to energy-saving versions of hardware multiplication, and iv) lossless task-performance. Some of these goals are conflicting. To best balance these conflicts, we combine a few novel (and some well-trodden) tricks; a novel regularisation term, (i, ii) a view of clustering cost as relative distance change (i, ii, iv), and a focus on whole-network re-use of weights (i, iii). Our Imagenet experiments demonstrate lossless compression using 56x fewer unique weights and a 1.9x lower weight-space entropy than SOTA quantisation approaches. Code and model saves can be found at github.com/subiawaud/Weight_Fix_Networks¹.

Keywords: Compression, Quantization, Minimal Description Length, Deep Learning Accelerators

1 Introduction

Deep learning models have a seemingly inexorable trajectory toward growth. Growth in applicability, performance, investment, and optimism. Unfortunately, one area of growth is lamentable - the ever-growing energy and storage costs required to train and make predictions. To fully realise the promise of deep learning methods, work is needed to reduce these costs without hindering task performance.

Here we look to contribute a methodology and refocus towards the goal of reducing both the number of bits to describe a network as well the total number of *unique* weights in a network. The motivation to do so is driven both by practical considerations of accelerator designs [1, 2], as well as the more theoretical

¹ Paper Published: 978-3-031-20082-3, ECCV 2022, Part XI, LNCS 13671

persuasions of the *Minimal Description Length* (MDL) principle [3–5] as a way of determining a *good* model.

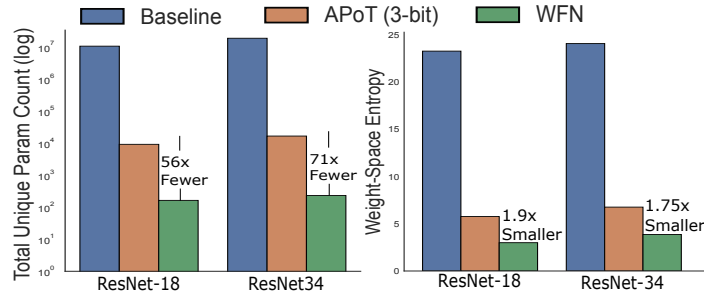


Fig. 1. WFN reduces the total number of weights and the entropy of a network far further than other quantisation works. **Left:** The total number of unique parameters left after quantisation is 56x fewer than APoT for ResNet-18 trained on the Imagenet dataset and 71x fewer for the ResNet-34 model. **Right:** The entropy of the parameters across the network is 1.9x and 1.65x smaller when using the WFN approach over APoT.

The Minimal Description Length. Chaitin’s hypothesis captures the thinking behind the MDL principle with the statement “comprehension is compression” [6, 7]. That is, to learn is to compress. In this setting, the *best* model minimises the combined cost of describing both the model and the prediction errors. Deep learning models have shown themselves adept at minimising the latter, but it is not clear that we sufficiently compress the model description through unbounded standard gradient descent training. One way to think about MDL in relation to deep learning compression is the following ²:

Imagine that Bob wants to communicate ground-truth targets to Alice. To achieve this, he can forward both a predictive model and its errors, compressed to as few bits as possible without losing any information. Given these two components, Alice can pass the input data into the model and, given the communicated errors from Bob, make any adjustments to its output to retrieve the desired ground truth. This formulation is the *two-part compression* approach to the problem of learning [6]. The MDL principle says that the *best* model is obtained by minimising the sum of the lengths of the codes for model and errors.

Although the MDL treatment of learning is largely theoretical, it has motivated the design of compressed network architectures [8–10]. We believe that a more direct optimisation to minimise the information theoretic content could bear fruit for downstream hardware translations, but let us start by setting out the description quantities we wish to minimise.

Describing a Solution. Describing a classification model’s error is well captured with the cross-entropy loss. From an information-theoretic perspective, the

² originally posed in ‘Keeping neural networks simple by minimizing the description length of the weights’ [8]

cross-entropy loss measures the average message length per data point needed to describe the difference in predicted and target output distributions. Essentially, large errors cost more to describe than small errors.

The cost of describing a model is more complex, requiring two elements to be communicated – the weight values, and their arrangement. A metric used to capture both components is the *representation cost*, as outlined in Deep K-means [11] (Equation 5 below). Here, the cost of describing the model is defined as the summed bit-width of each weight representation times the number of times each weight is used in an inference calculation.

Minimising the Representation Costs in Accelerators. Importantly, this representation cost as a model description can be translated directly into accelerator design savings, as shown by the seminal work in Deep Compression [12] and subsequent accelerator design, EIE [2]. Here the authors cluster neural networks’ weights and use Huffman encoding to represent/describe the network cheaply. From an information-theoretic perspective, the motivation for Huffman encoding is simple; this encoding scheme is likely to give us a compressed result closest to our underlying weight-space entropy. However, this work was not focused on the information content, so why was it advantageous to an accelerator design? For this, we need to look at where the computation costs are most concentrated.

The most expensive energy costs in inference calculations lie in memory reads [13, 14]. For every off-chip DRAM data read, we pay the equivalent of over two hundred 32-bit multiplications in energy costs³ [13]. This energy cost concentration has led to the pursuit of data movement minimisation schemes using accelerator dataflow mappings [2, 15–17]. These mappings aim to store as much of the network as possible close to computation and maximise weight re-use. From an algorithmic perspective, this makes networks with low entropy content desirable. To make use of a low entropy weight-space, a dataflow mapping can store compressed codewords for each weight which, when decoded, point to the address of the full precision weight, which itself is stored in cheaper access close-to-compute memory. The idea is that the addition of the codeword storage and access costs plus the full weight value access costs can be much smaller than in the unquantised network [11, 18]. Several accelerator designs have successfully implemented such a scheme [1, 2].

As a simple illustrative example, let us define a filter in a network post-quantisation with the values [900, 104, 211, 104, 104, 104, 399, 211, 104]. This network has an entropy of 1.65, meaning each weight can be represented, on average, using a minimum of 1.65 bits, compared to the 9.8bits ($\log(900)$) needed for an uncompressed version of the same network. Using Huffman encoding, we get close to this bound by encoding the network weights as $w \mapsto c(w)$ with:

$$c(104) = 1, c(211) = 01, c(399) = 001, c(900) = 000$$

and the complete filter can be represented as “000101111001011”, totalling just 15 bits, 1.66 bits on average per value. Each decoded codeword points a corresponding weight in the reduced set of unique weights required for computation.

³ 45nm process

These unique weights (since there are very few of them) can be stored close to compute on memory units, processing element scratchpads or SRAM cache depending on the hardware flavour [19, 20], all of which have minimal (almost free) access costs. The storage and data movement cost of the encoded weights plus the close-to-compute weight access should be smaller than the storage and movement costs of directly representing the network with the weight values. This link – between minimising the model description and reducing accelerator representational costs – motivates our approach.

Objectives. So we ask ourselves what we could do algorithmically to maximise the benefit of accelerator dataflows and minimise the description length. Since Huffman encoding is used extensively in accelerator designs, we focus on finding networks that reduce the network description when compressed using this scheme. To do this, we first focus on reducing the number of *unique* weights a network uses. Fewer *unique* weights whilst fixing the network topology and the total number of parameters will mean that more weights are re-used more often. Further gains can be achieved if we can concentrate the distribution of weights around a handful of values, enabling frequently used weights to be stored cheaply, close to compute. Finally, we ask what the ideal values of these weights would be. From a computational perspective, not all multiplications are created equal. Powers-of-two, for example, can be implemented as simple bit-shifts. Mapping the weights used most to these values offers potential further optimisation in hardware. Putting these three requirements together: few unique weights; a low-entropy encoding with a distribution of weights highly concentrated around a tiny subset of values; and a focus on powers-of-two values for weights — all motivated to both minimise the MDL as well as the computation costs in accelerator designs — we present our contribution.

Weight Fixing Networks. Our work’s overarching objective is to transform a network comprising many weights of any value (limited only by value precision) to one with the same number of weights but just a few unique values and concentrate the weights around an even smaller subset of weights. Rather than selecting the unique weights a priori, we let the optimisation guide the process in an iterative *cluster-then-train* approach. We cluster an ever-increasing subset of weights to one of a few cluster centroids in each iteration. We map the pre-trained network weights to these cluster centroids, which constitute a pool of unique weights. The training stage follows standard gradient descent optimisation to minimise performance loss with two key additions. Firstly, only an ever decreasing subset of the weights are *free* to be updated. We also use a new regularisation term to penalise weights with large relative distances to their nearest clusters. We iteratively cluster subsets of weights to their nearest cluster centre, with the way we determine which subset to move a core component of our contribution.

Small Relative Distance Change. Rather than selecting subsets with small Euclidean distances to cluster centres, or those that have small magnitude [21], we make the simple observation that the *relative* – as opposed to absolute – weight change matters. We find that the tolerated distance δw_i we can move a

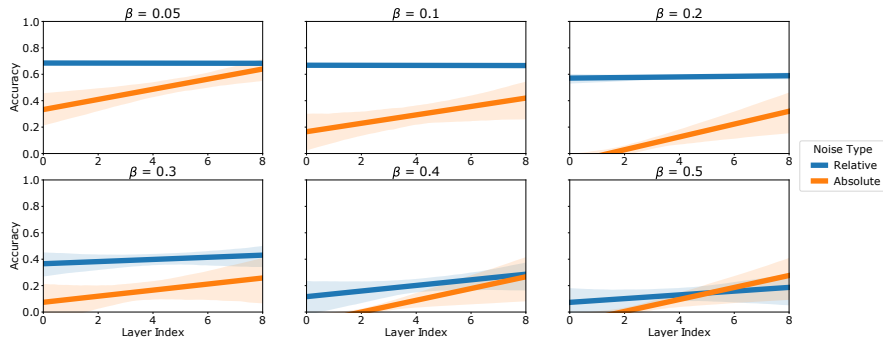


Fig. 2. We explore adding relative vs absolute noise to each of the layers (x-axis). The layer index indicates which layer was selected to have noise added. Each layer index is a separate experiment with the 95% confidence intervals shaded.

weight w_i when quantised depends on the relative distance $|\delta w_i/w_i|$. When the new value $w_i + \delta w_i = 0$ — as is the case for pruning methods — then the magnitude of the weight *is* the distance. However, this is not the case more generally. We demonstrate the importance of quantising with small relative changes using simple empirical observations. Using a pre-trained ResNet-18 model, we measure changes to network accuracy when adding relative vs absolute noise to the layers’ weights and measure the accuracy change. For relative noise we choose a scale parameter $\beta|w_i^l|$ for each layer- l weight w_i^l , and set $w_i^l \leftarrow w_i^l + \beta|w_i^l|\varepsilon$, $\varepsilon \sim \mathcal{N}(0, 1)$. For additive noise perturbations, all weights w_i^l are perturbed by the mean absolute value of weights $|w^l|$ in layer l scaled by β : $w_i^l \leftarrow w_i^l + \beta|w^l|\varepsilon$.

We run each layer- β combination experiment multiple times — to account for fluctuation in the randomised noise — and present the results in Figure 2. Even though the mean variation of noise added is the same, noise relative to the original weight value (multiplicative noise) is much better tolerated than absolute (additive noise). Since moving weights to quantisation centres is analogous to adding noise, we translate these results into our approach and prioritise clustering weights with small relative distances first. We find that avoiding significant quantisation errors requires ensuring that $\frac{|\delta w_i|}{|w_i|}$ is small for all weights. If this is not possible, then performance could suffer. In this case, we create an additional cluster centroid in the vicinity of an existing cluster to reduce this relative distance. Our work also challenges the almost universal trend in the literature [22–27] of leaving the first and last layers either at full precision or 8-bit. Instead, we attempt a full network quantisation. The cost of not quantising the first layer — which typically requires the most re-use of weights due to the larger resolution of input maps — and the final linear layer — which often contains the largest number of unique weight values — is too significant to ignore.

With multiple stages of training and clustering, we finish with an appreciably reduced set of unique weights. We introduce a regularisation term that encourages non-uniform, high probability regions in the weight distribution to induce a lower-entropy weight-space. The initial choice of cluster centroids as powers-of-two helps us meet our third objective – energy-saving multiplication. Overall we find four distinct advantages over the works reviewed:

- We assign a cluster value to *all weights* — including the first and last layers.
- We emphasise a low entropy encoding with a regularisation term, achieving entropies smaller than those seen using 3-bit quantisation approaches – over which we report superior performance.
- We require no additional layer-wise scaling, sharing the unique weights across all layers.
- WFN substantially reduces the number of unique parameters in a network when compared to existing SOTA quantisation approaches.

2 Related Work

Clip and Scale Quantisation. Typical quantisation approaches reduce the number of bits used to represent components of the network. Quantisation has been applied to all parts of the network with varying success; the weights, gradients, and activations have all been attempted [23, 25, 28–31]. Primarily, these approaches are motivated by the need to reduce the energy costs of the multiplication of 32-bit floating-point numbers. This form of quantisation maps the weight w_i to $w'_i = s \text{round}(w_i)$, where $\text{round}()$ is a predetermined rounding function and s a scaling factor. The scaling factor (determined by a clipping range) can be learned channel-wise [24, 32], or more commonly, layerwise in separate formulations. This results in different channels/layers having a diverse pool of codebooks for the network weights/activations/gradients. Quantisation can be performed without training — known as post-training quantisation, or with added training steps – called quantisation-aware training (QAT). Retraining incurs higher initial costs but results in superior performance.

A clipping+scaling quantisation example relevant to our own is the work of [21], where the authors restrict the layerwise rounding of weights to powers-of-two. The use of powers-of-two has the additional benefit of energy-cheap bit-shift multiplication. A follow-up piece of work [22] suggests additive powers-of-two (APoT) instead to capture the pre-quantised distribution of weights better.

Weight Sharing Quantisation. Other formulations of quantisation do not use clipping and scaling factors [11, 33, 34]. Instead, they adopt clustering techniques to cluster the weights and fix the weight values to their assigned group cluster centroid. These weights are stored as codebook indices, allowing for compressed representation methods such as Huffman encoding to squeeze the network further.

We build on these methods, which, unlike clipping+scaling quantisation techniques, share the pool of weights across the entire network. The work by [11]

is of particular interest since both the motivation and approach are related to ours. Here the authors use a *spectrally relaxed* k-means regularisation term to encourage the network weights to be more amenable to clustering. In their case, they focus on a filter-row codebook inspired by the row-stationary dataflow used in some accelerator designs [15]. However, their formulation is explored only for convolution, and they restrict clustering to groups of weights (filter rows) rather than individual weights due to computational limitations as recalibrating the k-means regularisation term is expensive during training.

Similarly, [33,35] focus on quantising groups of weights into single codewords rather than the individual weights themselves. Weight-sharing approaches similar to ours include [36]. The authors use the distance from an evolving Gaussian mixture as a regularisation term to prepare the clustering weights. Although it is successful with small dataset-model combinations, the complex optimisation — particularly the additional requirement for Inverse-Gamma priors to lower-bound the mixture variance to prevent mode collapse — limits the method’s practical applicability due to the high computational costs of training. In our formulation, the weights already fixed no longer contribute to the regularisation prior, reducing the computational overhead. We further reduce computation by not starting with a complete set of cluster centres but add them iteratively when needed.

3 Method

Quantisation. Consider a network \mathcal{N} parameterised by N weights $W = \{w_1, \dots, w_N\}$. Quantising a network is the process of reformulating $\mathcal{N}' \leftarrow \mathcal{N}$ where the new network \mathcal{N}' contains weights which all take values from a reduced pool of k cluster centres $C = \{c_1, \dots, c_k\}$ where $k \ll N$. After quantisation, each of the connection weights in the original network is replaced by one of the cluster centres $w_i \leftarrow c_j$, $W' = \{w'_i | w'_i \in C, i = 1, \dots, N\}$, $|W'| = k$, where W' is the set of weights of the new network \mathcal{N}' , which has the same topology as the original \mathcal{N} .

Method Outline. WFN is comprised of T *fixing iterations* where each iteration $t \in T$ has a training and a clustering stage. The clustering stage is tasked with partitioning the weights into two subsets $W = W_{\text{fixed}}^t \cup W_{\text{free}}^t$. W_{fixed}^t is the set of weights set equal to one of the cluster centre values $c_k \in C$. These *fixed* weights $w_i \in W_{\text{fixed}}^t$ are not updated by gradient descent in this, nor any subsequent training stages. In contrast, the *free-weights* denoted by W_{free}^t remain trainable during the next training stage. With each subsequent iteration t we increase the proportion $p_t = \frac{|W_{\text{fixed}}^t|}{|W|}$ of weights that take on fixed cluster centre values, with $p_0 < p_1 \dots < p_T = 1$. By iteration T , all weights will be fixed to one of the cluster centres. The training stage combines gradient descent on a cross-entropy classification loss, along with a regularisation term that encourages tight-clusters, in order to maintain lossless performance as we fix more of the weights to cluster centres.

Algorithm 1: Clustering Np_t weights at the t^{th} iteration.

```

while  $|W_{\text{fixed}}^{t+1}| \leq Np_t$  do
   $\omega \leftarrow 0$ 
   $\text{fixed}_{\text{new}} \leftarrow []$ 
  while  $\text{fixed}_{\text{new}}$  is empty do
    Increase the order  $\omega \leftarrow \omega + 1$ 
    for each  $i = 1 \dots |W_{\text{free}}^{t+1}|$ 
       $c_*^\omega(i) = \min_{c \in \tilde{C}^\omega} D_{\text{rel}}^+(w_i, c)$ 
    for each cluster centre  $c_k^\omega \in \tilde{C}^\omega$ 
       $n_k^\omega = \sum_i \mathbb{I}[c_k^\omega = c_*^\omega(i)]$ 
       $k^* = \arg \max_k n_k^\omega$ 
    Sort:  $[w'_1, \dots, w'_N] \leftarrow [w_1, \dots, w_N]$ ,  $w'_i = w_{\pi(i)}$ ,  $\pi$  permutation
      where  $D_{\text{rel}}^+(w'_i, c_{k^*}^\omega) < D_{\text{rel}}^+(w'_{i+1}, c_{k^*}^\omega)$ 
     $i = 1$ ,  $\text{mean} = D_{\text{rel}}^+(w'_1, c_{k^*}^\omega)$ 
    while  $\text{mean} \leq \delta^t$  do
       $\text{fixed}_{\text{new}} \leftarrow w'_i$ 
       $\text{mean} \leftarrow \frac{i}{i+1} * \text{mean} + \frac{1}{i+1} D_{\text{rel}}^+(w'_{i+1}, c_{k^*}^\omega)$ 
       $i \leftarrow i + 1$ 
    Assign all the weights in  $\text{fixed}_{\text{new}}$  to cluster centre  $c_*^\omega(i)$ , moving them
    from  $W_{\text{free}}^{t+1}$  to  $W_{\text{fixed}}^{t+1}$ 

```

Clustering Stage. In the clustering stage, we work backwards from our goal of minimising the relative distance travelled for each of the weights to determine which values cluster centres $c_i \in C$ should take. For a weight $w_i \in W$ and cluster centre $c_j \in C$ we define a relative distance measure $D_{\text{rel}}(w_i, c_j) = \frac{|w_i - c_j|}{|w_i|}$. To use this in determining the cluster centres, we enforce a threshold δ on this relative distance, $D_{\text{rel}}(w_i, c_j) \leq \delta$ for small δ . We can then define the cluster centres $c_j \in C$ which make this possible using a simple recurrence relation. Assume we have a starting cluster centre value c_j , we want the neighbouring cluster value c_{j+1} to be such that if a network weight w_i is between these clusters $w_i \in [c_j, \frac{c_{j+1} + c_j}{2}]$ then $D_{\text{rel}}(w_i, c_j) \leq \delta$. Plugging in $\frac{c_{j+1} + c_j}{2}$ and c_j into D_{rel} and setting it equal to δ we have:

$$\frac{|\frac{c_{j+1} + c_j}{2} - c_j|}{\frac{c_{j+1} + c_j}{2}} = \delta, \text{ leading to } c_{j+1} = c_j \left(\frac{1 + \delta}{1 - \delta} \right), \quad 0 < \delta < 1, \quad (1)$$

a recurrence relation that provides the next cluster centre value given the previous one. With this, we can generate all the cluster centres given some boundary condition $c_0 = \delta_0$. δ_0 is the lower-bound cluster threshold, and all weights w_i for $|w_i| < \delta_0$ are set to 0 (pruned). This lower bound serves two purposes: firstly, it reduces the number of proposal cluster centres which would otherwise increase exponentially in density around zero, and additionally, the zero-valued weights makes the network more sparse. This will allow sparsity-leveraging hardware to avoid operations that use these weights, reducing the computational overhead.

As an upper-bound, we stop the recurrence once a cluster centre is larger than the maximum weight in the network, $\max_j |c_j| \leq \max_i |w_i|$, $w_i \in W, c_j \in C$.

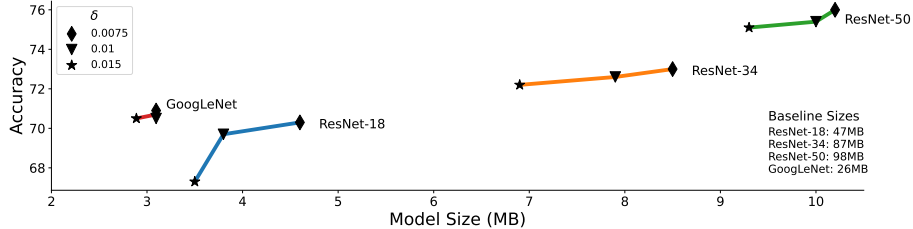


Fig. 3. The accuracy vs model size trade-off can be controlled by the δ parameter. All experiments shown are using the ImageNet dataset, accuracy refers to top-1.

Generating the Proposed Cluster Centres. Putting this together, we have a starting point $c_0 = \delta_0$, a recurrence relation to produce cluster centres given c_0 that maintains a relative distance change when weights are moved to their nearest cluster centre, and a centre generation stopping condition $c_j \leq \max_{i \in W} |w_i|$, $c_j \in C$. We use the δ_0 value as our first proposed cluster centre c_0 with the recurrence relation generating a proposed cluster set of size s . Since all these values will contain only positive values, we join this set with its negated version along with a zero value to create a proposal cluster set $C^S = \{a(\frac{1+\delta}{1-\delta})^j \delta_0 \mid j = 0, 1 \dots s; a = +1, 0, -1\}$ of size $2s + 1$.

To account for the zero threshold δ_0 and for ease of notation as we advance, we make a slight amendment to the definition of the relative distance function $D_{\text{rel}}(w_i, c_j)$:

$$D_{\text{rel}}^+(w_i, c_j) = \begin{cases} \frac{|w_i - c_j|}{|w_i|}, & \text{if } |w_i| \geq \delta_0 \\ 0 & \text{otherwise.} \end{cases} \quad (2)$$

Reducing k with Additive Powers-of-two Approximations. Although using all of the values in C^S as centres to cluster the network weights would meet the requirement for the relative movement of weights to their closest cluster to be less than δ , it would also require a large number of $k = |C^S|$ clusters. In addition, the values in C^S are also of full 16-bit precision, and we would prefer many of the weights to be powers-of-two for ease of multiplication in hardware. With the motivation of reducing k and encouraging powers-of-two clusters whilst maintaining the relative distance movement where possible, we look to a many-to-one mapping of the values of C^S to further cluster the cluster centres. Building on the work of others [21, 22], we map each of the values $c_i \in C^S$ to their nearest power-of-two, $\text{round}(c_i) = \text{sgn}(c_i)2^{\lceil \log_2(c_i) \rceil}$ and, for flexibility, we further allow for *additive* powers-of-two rounding. With additive powers-of-two rounding, each cluster value can also come from the sum of powers-of-two values (b -bit) up to order ω where the order represents the number of powers-of-two that can contribute to the approximation.

Minimalist Clustering. We are now ready to present the clustering procedure for a particular iteration t , which we give the pseudo-code for in Algorithm 1. We start the iteration with $\omega = 1$ and a set of weights not yet fixed W_{free}^t . For the set of cluster centres \tilde{C}^ω of order ω , let $c_*^\omega(i) = \min_{c \in \tilde{C}^\omega} D_{\text{rel}}^+(w_i, c)$ be the one closest to weight w_i . $n_k^\omega = \sum_i \mathbb{I}[c_k^\omega = c_*^\omega(i)]$ counts the number of weights assigned to cluster centre $c_k^\omega \in \tilde{C}^\omega$, where the indicator function $\mathbb{I}[x]$ is 1 if x is true and 0 otherwise. Let $k^* = \arg \max_k n_k^\omega$ so that $c_{k^*}^\omega$ is the modal cluster. For the cluster k^* let permutation π of $\{1, \dots, N\}$ that maps $w_i \mapsto w'_{\pi(i)}$, be such that the sequence $(w'_1(k^*), w'_2(k^*), \dots, w'_N(k^*))$ is arranged in ascending order of relative distance from the cluster $c_{k^*}^\omega$. In other words, $D_{\text{rel}}^+(w'_i(k^*), c_{k^*}^\omega) \leq D_{\text{rel}}^+(w'_{i+1}(k^*), c_{k^*}^\omega)$, for $i = 1, \dots, (N - 1)$. We choose n to be the largest integer such that:

$$\sum_{i=1}^n D_{\text{rel}}^+(w'_i(k^*), c_{k^*}^\omega) \leq n\delta, \text{ and } \sum_{i=1}^{n+1} D_{\text{rel}}^+(w'_i(k^*), c_{k^*}^\omega) > (n+1)\delta, \quad (3)$$

and define $\{w'_1, w'_2, \dots, w'_n\}$ to be the set of weights to be fixed at this stage of the iteration. These are the weights that can be moved to the cluster centre $c_{k^*}^\omega$ without exceeding the average relative distance δ of the weights from the centre. The corresponding weight indices from the original network \mathcal{N} are in $\{\pi^{-1}(1), \dots, \pi^{-1}(n)\}$, and called $\text{fixed}_{\text{new}}$ in the algorithm. If there are no such weights that can be found, *i.e.*, for some cluster centre l^* , the minimum relative distance $D_{\text{rel}}^+(w'_1(l^*), c_{l^*}^\omega) > \delta$, the corresponding set $\text{fixed}_{\text{new}}$ is empty. In this case, there are no weights that can move to this cluster centre without breaking the δ constraint and we increase order $\omega \leftarrow \omega + 1$ to compute a new $c_{k^*}^\omega$, repeating the process until $|\text{fixed}_{\text{new}}| > 0$. Once $\text{fixed}_{\text{new}}$ is non-empty, we fix the identified weights $\{w'_1, w'_2, \dots, w'_n\}$ to their corresponding cluster centre value $c_{k^*}^\omega$ and move them into W_{fixed}^{t+1} . We continue the process of identifying cluster centres and fixing weights to these centres until $|W_{\text{fixed}}^{t+1}| \geq Np_t$, at which point the iteration t is complete and the training stage of iteration $t+1$ begins. Our experiments found that a larger δ has less impact on task performance during early t iterations and so we use a decaying δ value schedule to maximise compression: $\delta^t = \delta(T - t + 1)$, $t \in T$. We will show later that, with a small δ , over 75% of the weights can be fixed with $\omega = 1$ and over 95% of weights with $\omega \leq 2$.

Training Stage. Despite the steps taken to minimise the impact of the clustering stage, without retraining, performance would suffer. To negate this, we perform gradient descent to adjust the remaining free weights W_{free}^t . This allows the weights to correct for any loss increase incurred after clustering where training aims to select values W_{free}^t that minimise the cross entropy loss $\mathcal{L}_{\text{cross-entropy}}$ whilst W_{fixed} remain unchanged.

Cosying up to Clusters. Having the remaining W_{free}^t weights closer to the cluster centroids C post-training makes clustering less damaging to performance. We coerce this situation by adding to the retraining loss a regularisation term

$$\mathcal{L}_{\text{reg}} = \sum_{i \in W_{\text{free}}} \sum_j^k D_{\text{reg}}^+(w_i, c_j) p(c_j | w_i), \quad (4)$$

where $p(c_j|w_i) = \frac{e^{-D_{\text{reg}}^+(w_i, c_j)}}{\sum_l^k e^{-D_{\text{reg}}^+(w_i, c_l)}}$. The idea is to penalise the free-weights W_{free}^t in proportion to their distance to the closest cluster. Clusters that are unlikely to be weight w_i 's nearest — and therefore final fixed value — do not contribute much to the penalisation term. We update the gradients of the cross-entropy training loss with the regularisation term:

$$\mathbf{w} \leftarrow \mathbf{w} - \eta \left(\nabla_{\mathbf{w}} \mathcal{L}_{\text{cross-entropy}} + \alpha \frac{\mathcal{L}_{\text{cross-entropy}}}{\mathcal{L}_{\text{reg}}} \nabla_{\mathbf{w}} \mathcal{L}_{\text{reg}} \right),$$

with α a hyper-parameter, and η the learning rate schedule. In our implementation we name α times the ratio of loss terms as γ , and we detach γ from the computational graph and treat it as a constant.

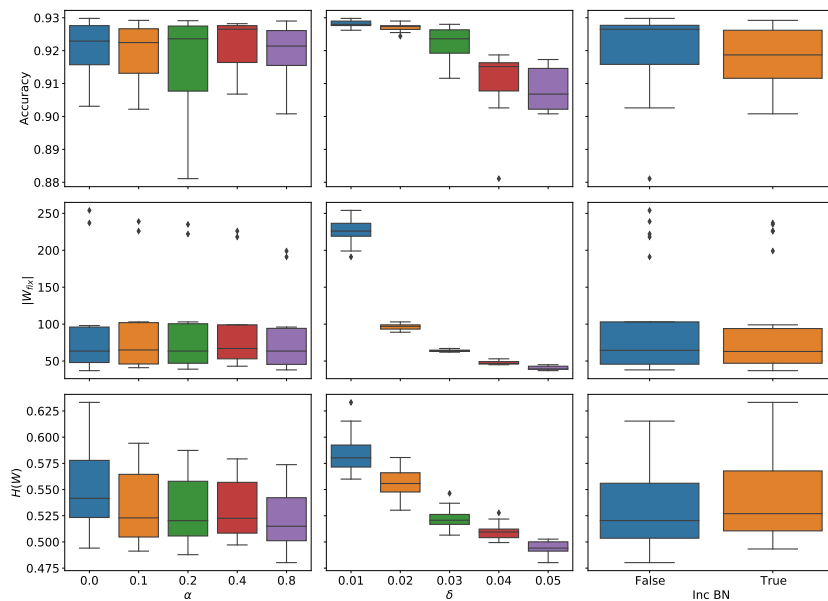


Fig. 4. Exploring the hyper-parameter space with ResNet18 model trained on the CIFAR-10 dataset. Columns; **Left:** varying the regularisation ratio α , **Middle:** varying the distance change value δ , **Right:** whether we fix the batch-normal variables or not. Rows; **Top:** top-1 accuracy test-set CIFAR-10, middle: total number of unique weights, bottom: entropy of the weights.

4 Experiment Details

We apply WFN to fully converged models trained on the CIFAR-10 and ImageNet datasets. Our pre-trained models are all publicly available with strong

baseline accuracies⁴: Resnet-(18,34,50) [37] and, GoogLeNet [38]. We run ten weight-fixing iterations for three epochs, increasing the percentage of weights fixed until all weights are fixed to a cluster. In total, we train for 30 epochs per experiment using the Adam optimiser [39] with a learning rate 2×10^{-5} . We use grid-search to explore hyper-parameter combinations using ResNet-18 models with the CIFAR-10 dataset and find that the regularisation weighting $\alpha = 0.4$ works well across all experiments reducing the need to further hyper-parameter tuning as we advance. The distance threshold δ gives the practitioner control over the compression-performance trade-off (see Figure 3), and so we report a range of values. We present the results of a hyper-parameter ablation study using CIFAR-10 in the Figure 4.

5 Results

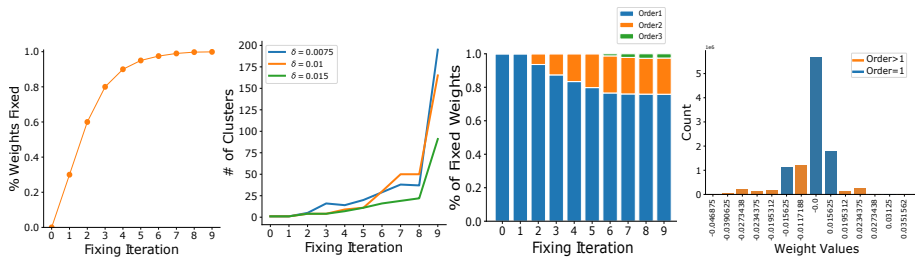


Fig. 5. Far left: We increase the number of weights in the network that are fixed to cluster centres with each fixing iteration. **Middle left:** Decreasing the δ threshold increases the number of cluster centres, but only towards the last few fixing iterations, which helps keep the weight-space entropy down. **Middle right:** The majority of all weights are order 1 (powers-of-two), the increase in order is only needed for outlier weights in the final few fixing iterations. **Far right:** The weight distribution (top-15 most used show) is concentrated around just four values.

We begin by comparing WFN for a range of δ values against a diverse set of quantisation approaches that have comparable compression ratios (CR) in Table 1. The 3-bit quantisation methods we compare include: LSQ [40], LQ-Net [24] and APoT [22]. We additionally compare with the clustering-quantisation methods using the GoogLeNet model: Deep- k -Means [11] whose method is similar to ours, KQ [41], and GreBdec [42]. Whilst the results demonstrate WFN’s lossless performance with SOTA CR, this is not the main motivation for the method. Instead, we are interested in how WFN can reduce the number of unique parameters in a network and corresponding weight-space entropy as well as the network

⁴ CIFAR-10 models : <https://github.com/kuangliu/pytorch-cifar>, ImageNet models: torchvision

Table 1. A comparison of WFN against other quantisation and weight clustering approaches. The WFN pipeline is able to achieve higher compression ratios than the works compared whilst matching or improving upon baseline accuracies.

Model	Method	Accuracy (%)			Model	Method	Accuracy (%)		
		Top-1	Top-5	CR			Top-1	Top-5	CR
ResNet-18	Baseline	68.9	88.9	1.0	ResNet-34	Baseline	73.3	90.9	1.0
	LQ-Net	68.2	87.9	7.7		LQ-Net	71.9	90.2	8.6
	APoT	69.9	89.2	10.2		APoT	73.4	91.1	10.6
	LSQ	70.2 ⁺	89.4 ⁺	9.0*		LSQ	73.4 ⁺	91.4 ⁺	9.2*
	WFN $\delta = 0.015$	67.3	87.6	13.4		WFN $\delta = 0.015$	72.2	90.9	12.6
	WFN $\delta = 0.01$	69.7	89.2	12.3		WFN $\delta = 0.01$	72.6	91.0	11.1
WFN $\delta = 0.0075$	70.3	89.1	10.2	WFN $\delta = 0.0075$	73.0	91.2	10.3		
ResNet-50	Baseline	76.1	92.8	1.0	GoogLeNet	Baseline	69.7	89.6	1.0
	LQ-Net	74.2	91.6	5.9		Deep k -Means	69.4	89.7	3.0
	APoT	75.8	92.7	9.0		GreBdec	67.3	88.9	4.5
	LSQ	75.8 ⁺	92.7 ⁺	8.1*		KQ	69.2	-	5.8
	WFN $\delta = 0.015$	75.1	92.1	10.3		WFN $\delta = 0.015$	70.5	89.9	9.0
	WFN $\delta = 0.01$	75.4	92.5	9.8		WFN $\delta = 0.01$	70.5	90.0	8.4
WFN $\delta = 0.0075$	76.0	92.7	9.5	WFN $\delta = 0.0075$	70.9	90.2	8.4		

* Estimated from the LSQ paper model size comparison graph, we over-estimate to be as fair as possible.

⁺ Open-source implementations have so far been unable to replicated the reported results: <https://github.com/hustzxd/LSQuantization>.

representational cost, as defined in [11]. This metric has been tested and verified to linearly correlate with energy estimations deduced using the energy-estimation tool proposed in [43]: $\text{Rep}(\mathcal{N}') = |W|N_w B_w$.

Here, the representation cost is measured as the product of N_w , the number of operations weight w is involved in, B_w its bit-width and $|W|$, the number of unique weights in the network, respectively.

Due to the low weight-space entropy we achieve, we suggest Huffman encoding to represent the network weights (as is used by various accelerator designs [1, 2]). Given that the weight-representational bit-width will vary for each weight, we amend the original formulation to account for this, introducing

$$\text{Rep}_{\text{Mixed}}(\mathcal{N}') = \sum_{w_i \in W} N_{w_i} B_{w_i} \quad (5)$$

Here N_{w_i} is the number of times w_i is used in an inference computation, and B_{w_i} its Huffman-encoded representation bit-width of w_i .

The authors of the APoT have released the quantised model weights and code. We use the released model-saves⁵ of this SOTA model to compare the entropy, representational cost, unique parameter count, model size and accuracy in Table 2. Our work outperforms APoT in weight-space entropy, unique parameter count and weight representational cost by a large margin. Taking the ResNet-18 experiments as an example, the reduction to just 164 weights compared with APoT’s 9237 demonstrates the effectiveness of WFN. This huge reduction is partly due to our full-network quantisation (APoT, as aforementioned, does not quantise the first, last and batch-norm parameters). However,

⁵ https://github.com/yhhhli/APoT_Quantization

Table 2. A full metric comparison of WFN Vs. APoT. Params refers to the total number of unique parameter values in the network. No BN-FL refers to the unique parameter count not including the first-last and batch-norm layers. WFN outperforms APoT even when we discount the advantage gained of taking on the challenge of quantising all layers. Model sizes are calculated using LZW compression.

Model	Method	Top-1	Entropy	Params	No BN-FL	Rep _{Mixed}	Model Size
ResNet-18	Baseline	68.9	23.3	10756029	10276369	1.000	46.8MB
	APoT (3bit)	69.9	5.77	9237	274	0.283	4.56MB
	WFN $\delta = 0.015$	67.3	2.72	90	81	0.005	3.5MB
	WFN $\delta = 0.01$	69.7	3.01	164	153	0.007	3.8MB
	WFN $\delta = 0.0075$	70.3	4.15	193	176	0.018	4.6MB
ResNet-34	Baseline	73.3	24.1	19014310	18551634	1.000	87.4MB
	APoT (3bit)	73.4	6.77	16748	389	0.296	8.23MB
	WFN $\delta = 0.015$	72.2	2.83	117	100	0.002	6.9MB
	WFN $\delta = 0.01$	72.6	3.48	164	130	0.002	7.9MB
	WFN $\delta = 0.0075$	73.0	3.87	233	187	0.004	8.5MB
ResNet-50*	Baseline	76.1	24.2	19915744	18255490	1.000	97.5MB
	WFN $\delta = 0.015$	75.1	3.55	125	102	0.002	9.3MB
	WFN $\delta = 0.01$	75.4	4.00	199	163	0.002	10.0MB
	WFN $\delta = 0.0075$	76.0	4.11	261	217	0.003	10.2MB

* The APoT model weights for ResNet-50 were not released so we are unable to conduct a comparison for this setting.

this does not tell the full story; even when we discount these advantages and look at weight subsets ignoring the first, last and batch-norm layers, WFN uses many times fewer parameters and half the weight-space entropy — see column ‘No BN-FL’ in Table 2. Finally, we examine how WFN achieves the reduced weight-space entropy in Figure 5. Here we see that not only do WFN networks have very few unique weights, but we also observe that the vast majority of all of the weights are a small handful of powers-of-two values (order 1). The other unique weights (outside the top 4) are low frequency and added only in the final fixing iterations.

6 Conclusion

We have presented WFN, a pipeline that can successfully compress whole neural networks. The WFN process produces hardware-friendly representations of networks using just a few unique weights without performance degradation. Our method couples a single network codebook with a focus on reducing the entropy of the weight-space along with the total number of unique weights in the network. The motivation is that this combination of outcomes will offer accelerator designers more scope for weight re-use and the ability to keep most/all weights close to computation to reduce the energy-hungry data movement costs. Additionally, we believe our findings and method offer avenues of further research in understanding the interaction between network compressibility and generalisation, particularly when viewing deep learning through the minimal description length principle lens.

Acknowledgements. This work was supported by the UK Research and Innovation Centre for Doctoral Training in Machine Intelligence for Nano-electronic Devices and Systems [EP/S024298/1]. Thank you to Sulaiman Sadiq for insightful discussions.

References

1. Moons, B., Verhelst, M.: A 0.3–2.6 tops/w precision-scalable processor for real-time large-scale convnets. In: 2016 IEEE Symposium on VLSI Circuits (VLSI-Circuits), IEEE (2016) 1–2
2. Han, S., Liu, X., Mao, H., Pu, J., Pedram, A., Horowitz, M.A., Dally, W.J.: Eie: Efficient inference engine on compressed deep neural network. *ACM SIGARCH Computer Architecture News* **44**(3) (2016) 243–254
3. Rissanen, J.: Modeling by shortest data description. *Automatica* **14**(5) (1978) 465–471
4. Nannen, V.: A short introduction to model selection, kolmogorov complexity and minimum description length (mdl). arXiv preprint arXiv:1005.2364 (2010)
5. Barron, A., Rissanen, J., Yu, B.: The Minimum Description Length Principle in Coding and Modeling. *IEEE Trans. Inf. Theory* **44**(6) (1998) 2743–2760
6. Blier, L., Ollivier, Y.: The description length of deep learning models. *Advances in Neural Information Processing Systems* **31** (2018)
7. Chaitin, G.J., Davies, P.: On the intelligibility of the universe and the notions of simplicity, complexity and irreducibility. *Think. about Gödel Turing* (aug 2007) 201–225
8. Hinton, G.E., Van Camp, D.: Keeping the neural networks simple by minimizing the description length of the weights. In: Proceedings of the sixth annual conference on Computational learning theory. (1993) 5–13
9. Havasi, M., Peharz, R., Hernández-Lobato, J.M.: Minimal random code learning: Getting bits back from compressed model parameters. In: 7th International Conference on Learning Representations, ICLR 2019. (2019)
10. Hinton, G.E., Zemel, R.S.: Minimizing Description Length in an Unsupervised Neural Network. (1996)
11. Wu, J., Wang, Y., Wu, Z., Wang, Z., Veeraraghavan, A., Lin, Y.: Deep κ -means: Re-training and parameter sharing with harder cluster assignments for compressing deep convolutions. *35th Int. Conf. Mach. Learn. ICML 2018* **12** (2018) 8523–8532
12. Mao, H., Dally, W.J.: Deep Compression: Compressing Deep Neural. *4th Int. Conf. Learn. Represent. ICLR* (2016)
13. Horowitz, M.: 1.1 Computing’s energy problem (and what we can do about it). In: *Dig. Tech. Pap. - IEEE Int. Solid-State Circuits Conf.* (2014)
14. Gao, M., Pu, J., Yang, X., Horowitz, M., Kozyrakis, C.: TETRIS: Scalable and efficient neural network acceleration with 3D memory. *ACM SIGPLAN Not.* (2017)
15. Chen, Y.H., Krishna, T., Emer, J.S., Sze, V.: Eyeriss: An Energy-Efficient Reconfigurable Accelerator for Deep Convolutional Neural Networks. *IEEE J. Solid-State Circuits* **52**(1) (jan 2017) 127–138
16. Chen, Y., Luo, T., Liu, S., Zhang, S., He, L., Wang, J., Li, L., Chen, T., Xu, Z., Sun, N., Temam, O.: DaDianNao: A Machine-Learning Supercomputer. In: *Proc. Annu. Int. Symp. Microarchitecture, MICRO*. (2015)
17. Chen, Y., Xie, Y., Song, L., Chen, F., Tang, T.: A Survey of Accelerator Architectures for Deep Neural Networks. *Engineering* **6**(3) (2020) 264–274
18. Mao, H., Dally, W.J.: Deep Compression: Compressing Deep Neural. *Iclr 2016* (2016) 1–14
19. Banakar, R., Steinke, S., Lee, B.S., Balakrishnan, M., Marwedel, P.: Comparison of cache-and scratch-pad-based memory systems with respect to performance, area and energy consumption. University of Dortmund, Technical Report (762) (2001)

20. Banakar, R., Steinke, S., Lee, B.S., Balakrishnan, M., Marwedel, P.: Scratchpad memory: A design alternative for cache on-chip memory in embedded systems. In: Proceedings of the Tenth International Symposium on Hardware/Software Code-sign. CODES 2002 (IEEE Cat. No. 02TH8627), IEEE (2002) 73–78
21. Zhou, A., Yao, A., Guo, Y., Xu, L., Chen, Y.: Incremental network quantization: Towards lossless cnns with low-precision weights. arXiv preprint arXiv:1702.03044 (2017)
22. Li, Y., Dong, X., Wang, W.: Additive powers-of-two quantization: An efficient non-uniform discretization for neural networks. In: International Conference on Learning Representations. (2019)
23. Jung, S., Son, C., Lee, S., Son, J., Han, J.J., Kwak, Y., Hwang, S.J., Choi, C.: Learning to quantize deep networks by optimizing quantization intervals with task loss. In: Proc. IEEE Comput. Soc. Conf. Comput. Vis. Pattern Recognit. (2019)
24. Zhang, D., Yang, J., Ye, D., Hua, G.: Lq-nets: Learned quantization for highly accurate and compact deep neural networks. In: Proceedings of the European conference on computer vision (ECCV). (2018) 365–382
25. Zhou, S., Wu, Y., Ni, Z., Zhou, X., Wen, H., Zou, Y.: DoReFa-Net: Training Low Bitwidth Convolutional Neural Networks with Low Bitwidth Gradients. (jun 2016)
26. Yamamoto, K.: Learnable companding quantization for accurate low-bit neural networks. In: Proceedings of the IEEE/CVF Conference on Computer Vision and Pattern Recognition. (2021) 5029–5038
27. Oh, S., Sim, H., Lee, S., Lee, J.: Automated Log-Scale Quantization for Low-Cost Deep Neural Networks. Proc. IEEE/CVF Conf. Comput. Vis. Pattern Recognit. (2021)
28. Hubara, I., Courbariaux, M., Soudry, D., El-Yaniv, R., Bengio, Y.: Binarized neural networks. In: Adv. Neural Inf. Process. Syst. (2016)
29. Lee, E.H., Miyashita, D., Chai, E., Murmann, B., Wong, S.S.: LogNet: Energy-efficient neural networks using logarithmic computation. In: ICASSP, IEEE Int. Conf. Acoust. Speech Signal Process. - Proc. (2017)
30. Yang, J., Shen, X., Xing, J., Tian, X., Li, H., Deng, B., Huang, J., Hua, X.S.: Quantization networks. In: Proc. IEEE Comput. Soc. Conf. Comput. Vis. Pattern Recognit. (2019)
31. Chmiel, B., Banner, R., Shomron, G., Nahshan, Y., Bronstein, A., Weiser, U., et al.: Robust quantization: One model to rule them all. Advances in neural information processing systems **33** (2020) 5308–5317
32. Jacob, B., Kligys, S., Chen, B., Zhu, M., Tang, M., Howard, A., Adam, H., Kalenichenko, D.: Quantization and training of neural networks for efficient integer-arithmetic-only inference. In: Proceedings of the IEEE conference on computer vision and pattern recognition. (2018) 2704–2713
33. Stock, P., Joulin, A., Gribonval, R., Graham, B., Jégou, H.: And the bit goes down: Revisiting the quantization of neural networks. In: ICLR 2020-Eighth International Conference on Learning Representations. (2020) 1–11
34. Tartaglione, E., Lathuilière, S., Fiandrotti, A., Cagnazzo, M., Grangetto, M.: HEMP: High-order Entropy Minimization for neural network comPression. (2021)
35. Fan, A., Stock, P., Graham, B., Grave, E., Gribonval, R., Jégou, H., Joulin, A.: Training with Quantization Noise for Extreme Model Compression. 9th Int. Conf. Learn. Represent. ICLR 2021 - Conf. Track Proc. (apr 2021)
36. Ullrich, K., Meeds, E., Welling, M.: Soft weight-sharing for neural network compression. arXiv (2017) 1–16

37. He, K., Zhang, X., Ren, S., Sun, J.: Deep residual learning for image recognition. In: Proceedings of the IEEE conference on computer vision and pattern recognition. (2016) 770–778
38. Chollet, F.: Xception: Deep learning with depthwise separable convolutions. In: Proc. - 30th IEEE Conf. Comput. Vis. Pattern Recognition, CVPR 2017. (2017)
39. Kingma, D.P., Ba, J.L.: Adam: A method for stochastic optimization. In: 3rd Int. Conf. Learn. Represent. ICLR 2015 - Conf. Track Proc. (2015)
40. Esser, S.K., McKinstry, J.L., Bablani, D., Appuswamy, R., Modha, D.S.: Learned Step Size Quantization. 8th Int. Conf. Learn. Represent. ICLR 2020 (2020)
41. Yu, Z., Shi, Y.: Kernel quantization for efficient network compression. IEEE Access **10** (2022) 4063–4071
42. Yu, X., Liu, T., Wang, X., Tao, D.: On compressing deep models by low rank and sparse decomposition. Proc. - 30th IEEE Conf. Comput. Vis. Pattern Recognition, CVPR 2017 **2017-Janua** (2017) 67–76
43. Yang, T.J., Chen, Y.H., Sze, V.: Designing energy-efficient convolutional neural networks using energy-aware pruning. In: Proceedings of the IEEE conference on computer vision and pattern recognition. (2017) 5687–5695