

REAL-TIME SPEECH INTERRUPTION ANALYSIS: FROM CLOUD TO CLIENT DEPLOYMENT

Quchen Fu[†], Szu-Wei Fu^{*}, Yaran Fan^{*}, Yu Wu^{*}, Zhuo Chen^{*}, Jayant Gupchup^{*1}, Ross Cutler^{*}

[†] Dept. of Computer Science, Vanderbilt University

^{*} Microsoft Corporation

ABSTRACT

Meetings are an essential form of communication for all types of organizations, and remote collaboration systems have been much more widely used since the COVID-19 pandemic. One major issue with remote meetings is that it is challenging for remote participants to interrupt and speak. We have recently developed the first speech interruption analysis model *WavLM_SI*, which detects failed speech interruptions, shows very promising performance, and is being deployed in the cloud. To deliver this feature in a more cost-efficient and environment-friendly way, we reduced the model complexity and size to ship the *WavLM_SI* model in client devices. In this paper, we first describe how we successfully improved the True Positive Rate (TPR) at a 1% False Positive Rate (FPR) from 50.9% to 68.3% for the failed speech interruption detection model by training on a larger dataset and fine-tuning. We then shrank the model size from 222.7 MB to 9.3 MB with an acceptable loss in accuracy and reduced the complexity from 31.2 GMACS (Giga Multiply-Accumulate Operations per Second) to 4.3 GMACS. We also estimated the environmental impact of the complexity reduction, which can be used as a general guideline for large Transformer-based models, and thus make those models more accessible with less computation overhead.

Index Terms— Semi-Supervised Learning, Model Size Reduction, Speech Interruption Detection

1. INTRODUCTION

The inability of virtual meeting participants to interrupt and speak has been identified as the largest impediment to more inclusive online meetings [1]. Remote participants may often attempt to join a discussion but can not get the floor as the other speakers are talking. We refer to such attempts as *failed interruptions*.

Too many failed interruptions may alienate participants and result in a less effective and inclusive meeting environment, and further impact the overall working environment and employee retention at organizations [2]. Our previous work [2]

has explored the feasibility of mitigating this issue by creating a failed interruption detection model that prompts the failed interrupter to raise their virtual hands and gain attention, a feature that is helpful to improve meeting inclusiveness but rarely used.

The WavLM-based Speech Interruption Detection model (WavLM_SI) [2] was deployed in the Azure cloud and has proven to be a useful feature. Client integration allows us to reach a much wider range of customers without the cost of cloud deployment, as well as lower environmental impact since it does not have the overhead of a dedicated service. However, the original model is based on a pre-trained speech model, which is large and computationally expensive, and therefore can not be run on client devices. To be deployed in the client, the model needs to be small in size to meet memory constraints, computationally lightweight to incorporate less capable processors, and energy efficient to save battery life. A demo video of WaveML_SI is available [here](#).

This paper provides three contributions to the study of speech interruption analysis. First, we increased the state-of-the-art performance of the speech interruption detection task from 50.9% to 68.3% TPR at a fixed 1% FPR. Second, we conducted comprehensive work on model structure engineering, including the bottleneck analysis for client integration, and created a customized model under strict computation and memory constraints. Third, we showed how pruning and quantizing can be used to reduce the model size by 23× and the complexity by 9× with acceptable performance, and this size/complexity and accuracy trade-off is smooth and can accommodate a large variety of client devices.

The remainder of this paper is organized as follows: Section 2 summarizes prior work on deep learning model size reduction and energy measurement. Section 3 introduces our base model structure and discusses structural exploration and quantization. Section 4 describes our experiment setup and analyses memory usage, energy consumption, and potential environmental implications. Section 5 provides concluding remarks and future work.

2. RELATED WORK

Improving meeting inclusiveness has significant financial incentives such as more effective meetings and higher employee

¹Work performed while at Microsoft, now affiliated with Uber technologies.

retention rates for organizations [1]. Speech interruption analysis [2] can help address this top issue by empowering participants to interrupt and speak in virtual meetings.

Self-supervised learning: Learnable audio frontends are gradually replacing traditional fixed frontends (e.g., spectrograms) in audio tasks [3]. Self-supervised learning (SSL) speech models [4–6] have achieved state-of-the-art on a variety of tasks and dominated the leader-board of SUPERB [7], a performance benchmark of shared models across a wide range of speech processing tasks with minimal architecture changes and labeled data. WavLM [6] is currently the best SSL speech model on the SUPERB leaderboard.

Model size reduction: Our previous work [2] utilized WavLM as the embedding layer for the speech interruption detection task and reached a TPR of 50.9% at an FPR of 1%. The model is 1.2 GB in size and has an inference time of 2.5 seconds processing 5 seconds of audio when running in a single thread on an Intel Xeon E5-2673 CPU (2.40GHz), which is equivalent to a Real-Time Factor (RTF) of 0.5. To reduce the model size for better inference efficiency, previous work has explored Structural Change [8], Teacher-Student Knowledge Distillation [9–11], Parameter Sharing [12], Layer Drop [13], Post Training Quantization (PTQ) [14], and a combination of the above [15]. The most intuitive and efficient method for reducing the model size we found has been model pruning [16], namely only keeping the core components and using them effectively. Our target is to shrink the model to 10 MB with an RTF of 0.1 while retaining a TPR above 40%. This target is set so that we can catch at least two failed interruptions per meeting on average, assuming 40 interruptions per half-hour meeting [2].

Energy measurement: Inference is estimated to account for the vast majority of the energy cost compared to training [17]. The energy associated with it, therefore, is of major concern, especially if the inference runs as a background service and has a user base size of 300 million. To encourage less energy consumption, Henderson [18] proposed a framework for tracking environmental impact. A specialized energy consumption study is also done for deep learning models in NLP [19].

3. MODEL AND METHOD

3.1. Baseline Model

Our failed speech interruption model architecture is shown in Figure 1, which consists of a WavLM-based embedding module followed by an attention pooling [20], and a DNN-based classifier. The architecture colored in black is from our previous work and the green components are added in this paper. WavLM was pre-trained on large-scale in-house audio data and acted as a feature extractor. We multiplied all layers’ output with learnable weights to get a weighted sum representation and the E2E model was fine-tuned on our

dataset for the downstream task. By fine-tuning, together with a better and larger dataset, we improved the baseline model TPR at 1% FPR from 50.9% to 68.3% with a much smaller model, and reduced the RTF from 0.5 to 0.32.

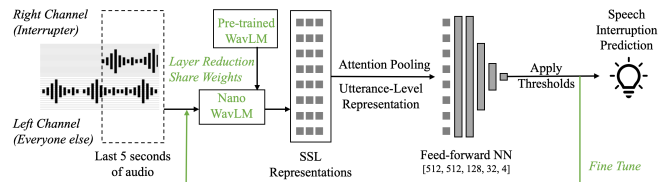


Fig. 1. Failed speech interruption model (WavLM-SI) architecture and training pipeline.

3.2. Model Compression

Here we discuss our guidelines for model pruning and strategies for weight sharing.

Model pruning: To find the best starter model for reaching the 10 MB goal, we first analyze the size of each component of the standard architecture, shown in Figure 2. We found that the positional convolution layer is 12.1% of the model size and the CNN component is 11.1% of the model size, while the task-specific layers only occupy 18.1% of the model size. We hypothesized that simply removing the positional convolution layer and reducing the ratio of CNN parameters might be suitable for our specific use case. As pointed out in [2], the input data is clipped in such a way that the start of the interruption will always be at the beginning of the 5-second clip, so positional info is not important. This is discussed in more detail in Section 4.2. After removing the positional convolution layer, we can see our model assigns more parameters for the transformer and task layers, which is expected to achieve better accuracy compared to the same size standard model. To shrink the model in both width and depth, we applied a reduction to the transformer layers.

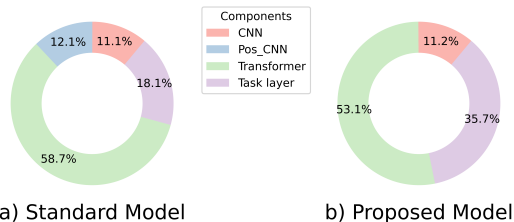


Fig. 2. Standard Architecture vs Proposed Architecture, where the size is measured after quantization.

Weight sharing: A common practice in deep learning is to build a model in full parameterization, where each layer is exclusive and independent so that each parameter is used only once in a forward pass. However, recent studies have

demonstrated that the shared parameterization model [12], where each layer is exploited more than once in a forward pass, could achieve better accuracy given the same parameterization budget. Motivated by this, we compared the shared parameterization model with a full parameterization model and searched for the best hyper-parameters. In the end, the best result was achieved by setting each neighboring three transformer layers to share the same weights. We also found a stepping effect in size versus layers because of this setting.

3.3. Quantization

Quantization has been proven as an effective way to reduce model size. It can be categorized into two types: Post Training Quantization (PTQ) and Quantization Aware Training (QAT). While QAT applies pseudo quantization/dequantization during training, PTQ simply maps the model weights from float32 to int8 (for example) after the training is done so the accuracy loss is more significant. However, we found that for our WavLM_SI model, if we only quantize the non-CNN part of our model and enable per-channel quantization, there is almost no accuracy loss from PTQ.

4. EXPERIMENTS

4.1. Data statistics

Our dataset consists of 40,068 audio clips of 5 seconds in length, each containing two channels, with the right channel storing the potential interrupter and the left channel merging everyone else’s speech. As shown in Table 1, we randomly split the dataset into train, validate, and holdout subsets, each representing 75%, 19%, and 6% of the total size, respectively. The holdout test set contains only speakers that are never seen in other subsets to simulate evaluating the model in the real-world use case. We will release our dataset as part of a future challenge.

We used crowd-sourcing to label most of the dataset into four types: *backchannel* (utterances that do not intend to interrupt, e.g. “uh-huh”, “yeah”), *failed interruption*, *successful interruption*, and *laughter* [2]. Each data sample got labeled by 7 individuals and we chose 70% as the agreement level, which means at least 5 of them have to agree. The holdout set is labeled by internal experts to ensure the best labeling quality for evaluation.

Table 1. Number of Clips and Labels

	Backchannel	Failed Interruption	Interruption	Laughter	Total
Train	14,591	3,292	9,622	2,455	29,960
Validate	3,693	889	2,478	623	7,683
Holdout	1,378	211	588	248	2,425
All	19,662	4,392	12,688	3,326	40,068

4.2. Results

We trained our models on 8 V100 GPUs for 70 epochs with a batch size of 16. All experiments are repeated 10 times and

the average is reported. Table 2 lists the TPR at 1% FPR for the failed interruption class across different settings. Here we define thinness as the *number of channels* for convolution layers and *hidden size* for transformer layers, with *Small*, *Micro*, and *Nano* referring to models that decrease in thinness. First, we can see that removing the positional convolution layer does not hurt the TPR by comparing *Nano_pos* and *Nano*. Second, models that have shared weight perform similarly to their counterparts while hugely reducing the model size. Third, as shown in Figure 3, quantization is also effective in reducing the model size, and when done properly can have a minor or no accuracy drop. In the green region, both *Nano_ws_q* with 4 layers and *Micro_ws_q* with 3 layers meet our goal. We also tried Teacher-Student distillation, and applied layer drop during pre-training, but did not find improvement in the speech interruption detection task.

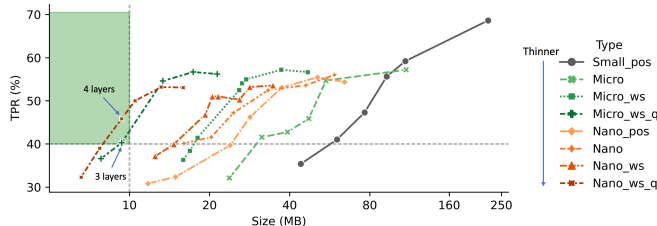


Fig. 3. True Positive Rate (TPR) is higher for thinner models. The green region is the desired performance range.

We found that given a fixed model size, as shown in Figure 3, the model that is *thinner* in the width dimension tends to have better accuracy. We also removed the positional convolution layer from our model since it has big kernels and makes up a large portion of the model size. We found no significant accuracy drop.

Table 2. Complexity, RTF, and TPR by various parameters

	Small_Pos ¹	Micro	Micro_WS ²	Nano_Pos ¹	Nano	Nano_WS ²
# Conv_ch	386	256	128	128	128	128
# Trans_hi	576	384	384	288	288	288
Param (M)	54.0	24.4	8.1	13.6	12.7	4.9
MACs (G)	31.2	13.9	12.2	7.9	6.4	7.6
RTF	0.32	0.16	0.12	0.09	0.08	0.08
TPR	68.3%	57.2%	56.6%	54.4%	56.0%	53.6%

¹ Pos: Models with positional convolution layers.

² WS: Every three transformer layers share the same weights.

Layer reduction and component removal can significantly reduce the model size with an acceptable accuracy drop. We tested different selections and ordering of transformer layer initialization on a vanilla 4-layer *Nano* model, as shown in Table 3, and found that the position of the layers matters more than the layer orders, possibly due to residual connections within transformer layers. Previous research [8, 13] has reported that *Skip Layers* perform much better than other combinations, but we only observed a small increase, which may be because we applied fine-tuning after layer reduction.

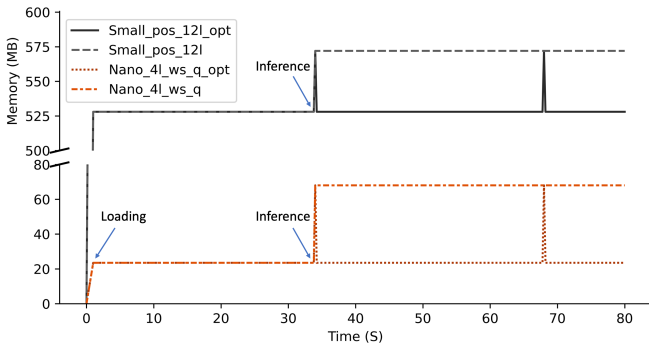
Table 3. Layer Order vs True Positive Rate (TPR)

Layer Order	0,1,2,3	4,5,6,7	8,9,10,11	0,3,6,9	3,2,1,0
TPR	45.88%	39.23%	28.44%	47.96%	40.62%

4.3. Memory and Energy Analysis

We simulated the memory usage by running our model with the ONNX runtime on an Intel Xeon E5-2673 CPU (2.40 GHz) with 6 GB of memory. We found that by turning off certain optimization options in the run time (*arena_mem*, *mem_pattern*, *prepacking*, etc.) the amortized memory usage can be significantly reduced as shown in Figure 4 while also reducing energy usage.

To analyze energy usage, we use inference time as a proxy for CPU usage. Using a Voice Activity Detector (VAD) [21] we detected 57,450 overlaps of the human voice of more than 300 ms on 272 hours of meeting audio. Therefore on average, the inference should be triggered every 17 Seconds. Compared to naively doing inference every 5 seconds which is worse at capturing interruption clips, using a VAD to detect speech overlaps can save $\frac{17}{5} = 3.4\times$ inference calls. As VAD is a universal service that already exists in the client, the additional energy consumption is zero. The inference time was reduced from 1.6 seconds to 220 ms ($7.3\times$), and the combined energy reduction is $25\times$.

**Fig. 4.** Memory usage of the models with two ONNX parameter settings.

We measured the energy usage of our models by running a program that simulates the behavior of client deployment by doing an inference every 17 seconds and 5 seconds respectively for 100 times. After removing the baseline wattage of our machine (7.16W), the average power of our best model is 0.19W, and the average energy usage of our previous model is 4.84W. That makes a $25\times$ reduction, which is the same as our estimation.

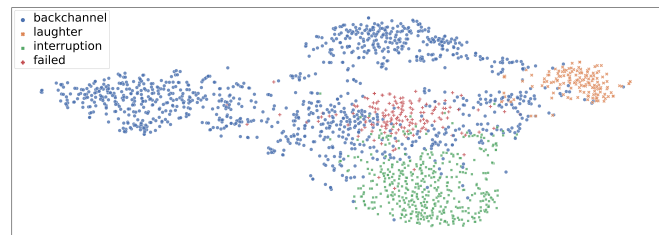
Considering 300 million feature users and assuming 4 hours of virtual conference time on weekdays, our techniques on model optimization and deployment savings are enough to support the electricity need of 92,711 people², which is the population of a small city; see Table 4.

Table 4. Estimated yearly power consumption of WavLM_SI

Unoptimized feature per user	1.01 kWh
Optimized feature per user	0.04 kWh
Unoptimized feature 300M users	302 GWh
Optimized feature 300M users	12 GWh
Savings 300M users	290 GWh
Worldwide power usage per capita	3,128 kWh
Savings 300M users in per capita usage	92,711 people

4.4. Distribution Analysis

As shown in Figure 5, we plotted the T-SNE visualization for the model embedding of clips after the pooling layer. We found that the backchannel does not cluster into a tight space, which suggests it is hard to define a single type of backchannel. The backchannel is most likely to be confused with failed interruption, and in both cases, the active speaker does not give up the floor. Failed Interruption is very close in space to Successful Interruption, but it can be linearly separated. Laughter is very different from other classes and can be easily separated.

**Fig. 5.** T-SNE visualization of clip embeddings.

5. CONCLUSION

This paper investigates different techniques to reduce the WavLM_SI model size and complexity to enable it to run on client devices and have less environmental impact. We successfully identified the CNN bottleneck and applied model pruning, weight sharing, and quantization to reduce the model size from 222.7 MB to 9.3 MB with acceptable accuracy loss, and further reduced the RTF from 0.32 to 0.04, which enables deploying the SSL model to the client. In future work, we will further improve the performance of the model by deploying the model to neural processing units (NPU) and continue to improve the model's accuracy.

6. REFERENCES

- [1] Ross Cutler, Yasaman Hosseinkashi, Jamie Pool, Senja Filipi, Robert Aichner, Yuan Tu, and Johannes Gehrke,

²The average worldwide electricity consumption per capita is 3,128 Kwh as estimated by the World Bank

- “Meeting effectiveness and inclusiveness in remote collaboration,” *Proceedings of the ACM on Human-Computer Interaction*, vol. 5, no. CSCW1, pp. 1–29, 2021.
- [2] Szu-Wei Fu, Yaran Fan, Yasaman Hosseinkashi, Jayant Gupchup, and Ross Cutler, “Improving meeting inclusiveness using speech interruption analysis,” in *Proceedings of the 30th ACM International Conference on Multimedia*, 2022, pp. 887–895.
- [3] Quchen Fu, Zhongwei Teng, Jules White, Maria E. Powell, and Douglas C. Schmidt, “FastAudio: A Learnable Audio Front-End For Spoof Speech Detection,” in *ICASSP*, 2022, pp. 3693–3697.
- [4] Wei-Ning Hsu, Benjamin Bolte, Yao-Hung Hubert Tsai, Kushal Lakhota, Ruslan Salakhutdinov, and Abdelrahman Mohamed, “Hubert: Self-supervised speech representation learning by masked prediction of hidden units,” *IEEE/ACM Transactions on Audio, Speech, and Language Processing*, vol. 29, pp. 3451–3460, 2021.
- [5] Alexei Baevski, Yuhao Zhou, Abdelrahman Mohamed, and Michael Auli, “wav2vec 2.0: A framework for self-supervised learning of speech representations,” *Advances in Neural Information Processing Systems*, vol. 33, pp. 12449–12460, 2020.
- [6] Sanyuan Chen, Chengyi Wang, Zhengyang Chen, Yu Wu, Shujie Liu, Zhuo Chen, Jinyu Li, Naoyuki Kanda, Takuya Yoshioka, Xiong Xiao, et al., “WavLM: Large-scale self-supervised pre-training for full stack speech processing,” *IEEE Journal of Selected Topics in Signal Processing*, 2022.
- [7] Shu-wen Yang, Po-Han Chi, Yung-Sung Chuang, Cheng-I Jeff Lai, Kushal Lakhota, Yist Y Lin, Andy T Liu, Jiatong Shi, Xuankai Chang, Guan-Ting Lin, et al., “SUPERB: Speech Processing Universal PERFORMANCE Benchmark,” in *Proc. Interspeech*, 2021, pp. 1194–1198.
- [8] Yeonghyeon Lee, Kangwook Jang, Jahyun Goo, Youngmoon Jung, and Hoi Rin Kim, “FitHuBERT: Going Thinner and Deeper for Knowledge Distillation of Speech Self-Supervised Models,” *Proceedings of Interspeech*, pp. 3588–3592, 2022.
- [9] Sanyuan Chen, Yu Wu, Zhuo Chen, Jian Wu, Takuya Yoshioka, Shujie Liu, Jinyu Li, and Xiangzhan Yu, “Ultra Fast Speech Separation Model with Teacher Student Learning,” in *Proc. Interspeech*, 2021, pp. 3026–3030.
- [10] Heng-Jui Chang, Shu-wen Yang, and Hung-yi Lee, “Distilhubert: Speech representation learning by layer-wise distillation of hidden-unit bert,” in *ICASSP*, 2022, pp. 7087–7091.
- [11] Wenhui Wang, Hangbo Bao, Shaohan Huang, Li Dong, and Furu Wei, “Minilmv2: Multi-head self-attention relation distillation for compressing pretrained transformers,” in *FINDINGS*, 2021.
- [12] Tao Ge and Furu Wei, “EdgeFormer: A Parameter-Efficient Transformer for On-Device Seq2seq Generation,” *arXiv preprint arXiv:2202.07959*, 2022.
- [13] Angela Fan, Edouard Grave, and Armand Joulin, “Reducing transformer depth on demand with structured dropout,” in *8th International Conference on Learning Representations, ICLR 2020, Addis Ababa, Ethiopia, April 26-30, 2020*. 2020, OpenReview.net.
- [14] Zhewei Yao, Reza Yazdani Aminabadi, Minjia Zhang, Xiaoxia Wu, Conglong Li, and Yuxiong He, “ZeroQuant: Efficient and Affordable Post-Training Quantization for Large-Scale Transformers,” *arXiv preprint arXiv:2206.01861*, 2022.
- [15] Rui Wang, Qibing Bai, Junyi Ao, Long Zhou, Zhixiang Xiong, Zihua Wei, Yu Zhang, Tom Ko, and Haizhou Li, “LightHuBERT: Lightweight and configurable speech representation learning with once-for-all hidden-unit BERT,” in *Proceedings of Interspeech*, 2022.
- [16] Torsten Hoefler, Dan Alistarh, Tal Ben-Nun, Nikoli Dryden, and Alexandra Peste, “Sparsity in deep learning: Pruning and growth for efficient inference and training in neural networks,” *J. Mach. Learn. Res.*, vol. 22, no. 241, pp. 1–124, 2021.
- [17] Radosvet Desislavov, Fernando Martínez-Plumed, and José Hernández-Orallo, “Compute and energy consumption trends in deep learning inference,” *arXiv preprint arXiv:2109.05472*, 2021.
- [18] Peter Henderson, Jieru Hu, Joshua Romoff, Emma Brunskill, Dan Jurafsky, and Joelle Pineau, “Towards the systematic reporting of the energy and carbon footprints of machine learning,” *Journal of Machine Learning Research*, vol. 21, no. 248, pp. 1–43, 2020.
- [19] Emma Strubell, Ananya Ganesh, and Andrew McCallum, “Energy and policy considerations for deep learning in NLP,” *arXiv preprint arXiv:1906.02243*, 2019.
- [20] Wei-Cheng Tseng, Chien-yu Huang, Wei-Tsung Kao, Yist Y Lin, and Hung-yi Lee, “Utilizing self-supervised representations for mos prediction,” in *Proc. Interspeech*, 2021, pp. 2781–2785.
- [21] Sebastian Braun and Ivan Tashev, “On training targets for noise-robust voice activity detection,” in *2021 29th European Signal Processing Conference (EUSIPCO)*. IEEE, 2021, pp. 421–425.