

# Generating Hierarchical Explanations on Text Classification Without Connecting Rules

Yiming Ju, Yuanzhe Zhang, Kang Liu, Jun Zhao,

<sup>1</sup> National Laboratory of Pattern Recognition, Institute of Automation, CAS, Beijing, China

<sup>2</sup> School of Artificial Intelligence, University of Chinese Academy of Sciences, Beijing, China

{yiming.ju, yzzhang, kliu, jzhao}@nlpr.ia.ac.cn

## Abstract

The opaqueness of deep NLP models has motivated the development of methods for interpreting how deep models predict. Recently, work has introduced hierarchical attribution, which produces a hierarchical clustering of words, along with an attribution score for each cluster. However, existing work on hierarchical attribution all follows the connecting rule, limiting the cluster to a continuous span in the input text. We argue that the connecting rule as an additional prior may undermine the ability to reflect the model decision process faithfully. To this end, we propose to generate hierarchical explanations without the connecting rule and introduce a framework for generating hierarchical clusters. Experimental results and further analysis show the effectiveness of the proposed method in providing high-quality explanations for reflecting model predicting process.

## 1 Introduction

The opaqueness of deep natural language processing (NLP) models has grown in tandem with their power (Doshi-Velez and Kim, 2017), which has motivated efforts to interpret how these black-box models work (Sundararajan et al., 2017; Belinkov and Glass, 2019). Post-hoc explanation aims to explain a trained model and reveal how the model arrives at a decision (Jacovi and Goldberg, 2020; Molnar, 2020). In NLP, this goal is usually approached with attribution method, which assesses the influence of inputs on model predictions.

Prior lines of work on post-hoc explanation usually focus on generating word-level or phrase-level attribution for deep NLP models. Recently, work has introduced the new idea of hierarchical attribution (Singh et al., 2018; Jin et al., 2019; Chen et al., 2020). As shown in Figure 1, hierarchical attribution produces a hierarchical clustering of words, and provides attribution scores for each clusters. By providing compositional semantics information,

hierarchical attribution can give users a better understanding of the model decision-making process. Since the attribution score of each cluster in hierarchical attribution is calculated separately, the key point of generating hierarchical attribution is how to get word clusters, which should be informative enough to capture meaningful feature interactions while displaying a sufficiently small subset of all feature groups to maintain simplicity (Singh et al., 2018).

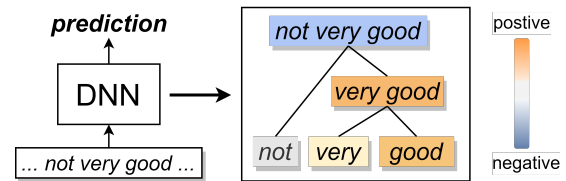


Figure 1: An example of hierarchical attribution.

Existing work has proposed various algorithms to generate hierarchical clusters. For example, Singh et al. (2018) use CD score (Murdoch et al., 2018) as a joining metric in the agglomerative clustering procedure; Chen et al. (2020) recursively divides large text spans into smaller ones by detecting feature interaction. However, previous work requires only adjacent clusters to be grouped as a new cluster, which we denote as **the connecting rule**. With the connecting rule, generated clusters will always be continuous text spans in the input text. While consistent with human reading habits, we argue that the connecting rule as an additional prior may undermine the ability to faithfully reflect the model decision process. The concerns are summarized as follows:

First, modern NLP models such as BERT (Devlin et al., 2019) and GPT (Radford et al., 2018, 2019) are almost all transformer-based, using self-attention mechanisms (Vaswani et al., 2017) to build word relations. Since all word relations are calculated parallelly in the self-attention mechanism, connecting rule is inconsistent with the base

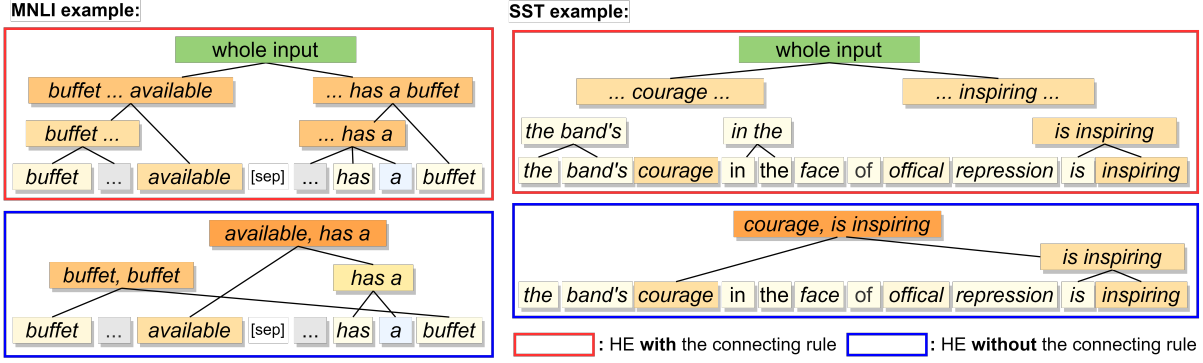


Figure 2: Examples of hierarchical explanations. The prediction of MNLi example is entailment (the first sentence entails the second sentence.) The prediction of SST example is positive. ‘...’ represent omitted words for clear visualization.

working algorithms of these models.

Second, unlike the toy sample in Figure 1, NLP tasks are becoming increasingly complex, often requiring the joint reasoning of different parts of the input text (Chowdhary, 2020). For example, Figure 2 shows an sample from natural language interface (NLI) task<sup>1</sup>, in which ‘has a’ and ‘available’ are the key combinatorial semantics to make the prediction. However, hierarchical explanations with the connecting rule can not identify this compositional information but only can build relations until the whole sentence is regarded as one cluster.

To this end, we propose to generate hierarchical explanations without the connecting rule and introduce a framework for generating hierarchical clusters, which produces hierarchical clusters by recursively detecting the strongest interactions among clusters and then merging small clusters into bigger ones. Compared to previous methods with connecting rules, our method can provide compositional semantics information of long-distance spans. We build systems based on two classic attribution methods: LOO (Lipton, 2018) and LIME (Ribeiro et al., 2016). Experimental results and further analysis show that our method can capture higher quality features for reflecting model predicting than existing competitive methods.

## 2 Method

### 2.1 Generating Hierarchical Clusters

For a classification task, let  $X = (x_1, \dots, x_n)$  denote a sample with  $n$  words, and  $c$  denotes a word cluster containing a set of words in  $X$ . Algorithm ?? describes the whole procedure of hierarchical

<sup>1</sup>NLI is a task requiring the model to predict whether the premise entails the hypothesis, contradicts it, or is neutral.

### Algorithm 1 Generating Hierarchical Clusters

**Input:** sample text  $X$  with length  $n$   
Initialize the current clusters  $C_0 = \{c_1, c_2, \dots, c_n\}$   
Initialize the hierarchy clusters  $H_C = \{C_0\}$   
**for**  $t = 1, \dots, n - 1$  **do**  
choose  $c_i, c_j$  from  $C_{t-1}$  to be merged  
 $C_t \leftarrow C_{t-1} \setminus \{c_i, c_j\} \cup \{c_i \cup c_j\}$   
 $H_C.add(C_t)$   
**Output:**  $H_C$

clusters. With current clusters  $C_t$  initialized with each  $x$  as a cluster at step 0, the algorithm will choose two clusters from  $C_t$  and merge them into one cluster in each iteration. After  $n - 1$  steps, all words in  $X$  will be merged as one, and  $C_t$  in each time step can constitute the final hierarchical clusters.

As shown in algorithm ??, to perform the merge procedure, we need to decide which cluster to be merged for the next step. In this work, we choose clusters by finding the maximum interaction between clusters, which can be formulated as the following optimization problem:

$$\max_{c_i, c_j \in C} \phi(c_i, c_j | C). \quad (1)$$

$\phi(c_i, c_j | C)$  defines the interaction score given current clusters  $C$ .

### 2.2 Detecting Cluster Interaction

Different previous work calculate interactions between two words/phrases according to model predictions, we calculate interactions between two clusters considering the influence of one cluster on the explanations of the other cluster. Given an attribution algorithm  $Algo$ , quantified interaction score between  $c_i$  and  $c_j$  can be calculate as follows:

Method/Dataset	SST-2				MNLI				avg
	AOPC <sub>pad</sub>		AOPC <sub>del</sub>		AOPC <sub>pad</sub>		AOPC <sub>del</sub>		
	10%	20%	10%	20%	10%	20%	10%	20%	
LOO	34.8	43.3	34.6	42.0	64.5	65.8	66.5	68.2	52.5
L-Shapley	31.9	41.0	38.8	45.6	62.1	67.4	69.2	71.8	53.5
LIME	32.8	46.8	36.6	49.7	67.3	71.1	70.1	75.3	56.2
ACD <sup>◇</sup>	31.9	38.3	31.1	39.0	60.5	61.4	59.5	61.1	47.9
HEDGE <sup>◇</sup>	34.3	46.7	34.0	44.1	68.2	70.9	68.3	70.9	54.7
our HE <sup>◇</sup>	44.2	60.6	42.0	53.7	75.8	76.3	74.6	74.8	62.8

Table 1: AOPC(10) and AOPC(20) scores of different explain methods in on the SST and MNLI datasets. <sup>◇</sup> refers to method with hierarchical structure. *del* and *pad* refer to different modification strategies in AOPC.

$$\begin{aligned} \phi_{ij} = & abs(Algo(c_i) - Algo^{-c_j}(c_i)) \\ & + abs(Algo(c_j) - Algo^{-c_i}(c_j)) \end{aligned} \quad (2)$$

where  $Algo^{-c_j}(c_i)$  denote the attribution score of  $c_i$  in the condition  $c_j$  is marginalized.

Especially, previous work (Chen et al., 2020) generates hierarchical attributions by defining the following interaction score:

$$\begin{aligned} \phi_{ij} = & E[f(x)|C \setminus (c_i \cup c_j)] - E[f(x)|C \setminus c_i] \\ & - E[f(x)|C \setminus c_j] + E[f(x)|C] \end{aligned} \quad (3)$$

, where  $f(x)|C$  denotes the mode prediction on  $C$ . We demonstrate this definition is a special case of formula (2), and the detailed proof are provided in the appendix.

### 2.3 Attribution Algorithm.

We use Leave-one-out (LOO) (Lipton, 2018) and LIME (Ribeiro et al., 2016) as the basic attribution algorithms to build our systems, denoted as HE<sub>loo</sub> and HE<sub>lime</sub>. LOO assigns attributions by the probability change on the predicted class after erasing a word. Though the philosophy of LOO is simple, it is competitive, and only a forward pass is needed computationally. LIME estimates word contribution to a label class by learning a linear approximation of the model’s local behavior. LIME is a very powerful method to gain the attribution scores of the input text. Compared to LOO, LIME can produce higher quality explanations but requires more computation time.

## 3 Experiment

### 3.1 Dataset and Models.

We adopt two text-classification datasets: binary version of Stanford Sentiment Treebank (SST-2)

(Socher et al., 2013) and MNLI tasks of the GLUE benchmark (Wang et al., 2019)). SST-2 is a Sentiment Classification task with binary sentimental labels; MNLI is a Natural Language Inferencing (NLI) task that requires the model to predict whether the premise entails the hypothesis, contradicts it, or is neutral. We build the target model with BERT<sub>base</sub> (Devlin et al., 2019) as encoder, achieving 91.7% and 83.9% accuracy on SST-2 and MNLI.

### 3.2 Evaluation Metrics.

Since the reasoning process of deep models is inaccessible, researchers design various evaluation methods to quantitative evaluate the faithfulness of explanation of deep models, among which the most widely used evaluation metric is the area over the perturbation curve (AOPC).<sup>2</sup> By modifying the top  $k\%$  words, AOPC calculates the average change in the prediction probability on the predicted class over all test data as follows,

$$AOPC(K) = \frac{1}{N} \sum_{i=1}^N \left\{ p(\hat{y}|x_i) - p(\hat{y}|\tilde{x}_i^{(k)}) \right\}$$

where  $\hat{y}$  is the predicted label,  $N$  is the number of examples,  $p(\hat{y}|)$  is the probability on the predicted class, and  $\tilde{x}_i^{(k)}$  is modified sample. Higher AOPCs is better, which means that the features chosen by attribution scores are more important.

<sup>2</sup>Since different modification strategies might lead to different evaluation results on AOPC (Ju et al., 2022), we evaluate with both modification strategies *del* and *pad*. *del* modify the words by deleting them from the original text directly while *pad* modify the words by replacing them with [‘PAD’] tokens. Moreover, since we didn’t introduce new strategy to get attribution scores, it avoid the risk of unfair comparisons due to customized modification strategies.

For a cluster containing multiple words, we distribute attribution score of this cluster to each word equally. If a cluster is chosen for calculating the AOPC score, other clusters containing this cluster will not be chosen. We strictly guarantee that the number of words chosen for each evaluated method is the same. If the chosen cluster contains more words than needed, we pick words individually by their attribution scores.

### 3.3 Result Compared to Other Methods

We compare our HE with several competitive baselines, among which LOO, Shapley (Chen et al., 2018), and LIME are non-hierarchical, and ACD (Singh et al., 2018) and HEDGE (Chen et al., 2020) are hierarchical methods. As shown in Table 1, except for LIME, other baselines (hierarchical or not) have no obvious improvement compared to LOO. In contrast, our LOO-based hierarchical explanation outperforms LOO by an average of over 7%. Moreover, our LIME-based hierarchical explanation outperforms LIME and achieves the best performance. Results in Table 1 demonstrate the effectiveness of our approach in generating hierarchical explanations based on existing attribution algorithms.

### 3.4 Result of Ablation Experiment

Though  $HE_{loo}$  and  $HE_{lime}$  outperform their basic attribution algorithms, they provide attribution scores of more word clusters than the non-hierarchical method. To further demonstrate the effectiveness of our approach and the negative influence of the connecting rule, we conduct an ablation experiment with two special baselines: HE-random and HE-connecting. HE-random and HE-connecting are modified from our proposed method with the following modifications: HE-random merges clusters randomly in each iteration and HE-connecting merges connecting clusters with the largest non-additive score.

Figure 3 shows the rate of decline in model accuracy after padding the top  $k\%$  words according to the explanation. The faster the accuracy declines, the better the explanation, demonstrating that the selected words are important.<sup>3</sup> As shown in Figure 3, HE-random on SST-2 slightly outperforms non-hierarchical explanations on some  $k$  but has no improvement on MNLI. We assume that this is because the sentences of SST samples are relatively

<sup>3</sup>Essentially same as  $AOPC_{pad}$ , equals to original accuracy minus  $AOPC_{pad}$  score.

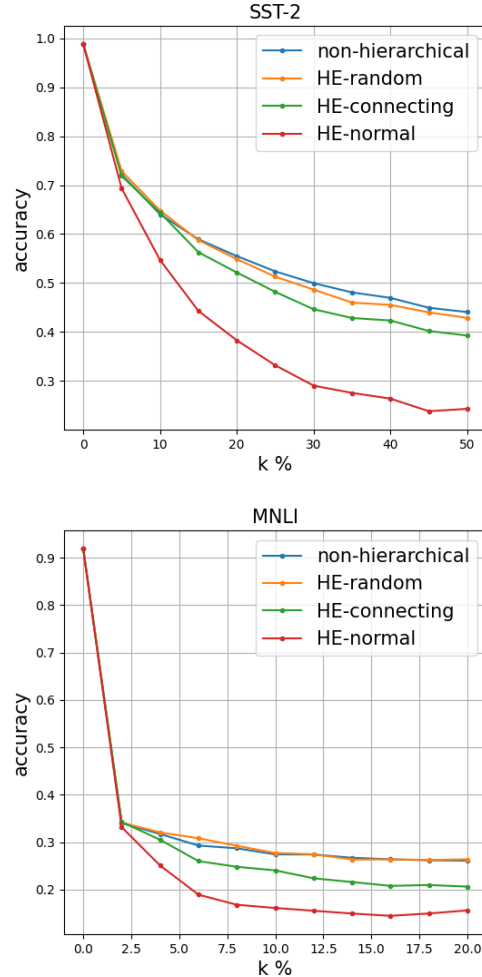


Figure 3: Model accuracy after padding the top  $k\%$  words according to the explanation.

short, randomly combined clusters have greater chance of containing meaningful combinations.<sup>4</sup> The HE-connecting and HE-normal have significant improvements over non-hierarchical method and HE-random, demonstrating the effectiveness of our approach in building hierarchical explanations. Moreover, the HE-normal outperform HE-connecting consistently in all dataset and all  $k$ , demonstrating the argumentation that the connecting rule limits the hierarchical explanation to faithfully reflect model predicting.

## 4 Conclusion

In this paper, we propose to generate hierarchical explanations without the connecting rule and introduce a framework for generating hierarchical clusters. We build systems with LOO and LIME attribution algorithm on two text classification bench-

<sup>4</sup>The number of all possible combinations in each iteration is approximately equal to the square of the sentence length.

marks. Experimental result compared with several competitive baseline methods and the result of ablation Experiment demonstrate the superiority of our method and the argument of the connecting rule organize and explain better response model predictions..

## Limitation

In this work, we propose quantifying interaction between word sets by the influence of one set on the explanations of the other set (Formula 2). In theory, this method can be applied with any attribution algorithm *Alog*. However, since our target is building hierarchical attributions without the connecting rule, we need to calculate  $n^2$  times attribution score for each sample (see Section D). Thus, we use a simple *Alog* in our experiment, making our experiment more computationally economical than explanation methods that require sampling, such as LIME, Sample-Shapley and HEDGE. However, the computational cost of Formula 2 will increase linearly with more complex *Alog*, which limits the use of some computationally *Alogs* as our basic attribution methods. For example, if we use LIME or Sample-Shapley as the basic *Alogs* to building systems, we need do sampling for calculating each interaction score, which is very computation costing.

## References

- Yonatan Belinkov and James Glass. 2019. [Analysis methods in neural language processing: A survey](#). *Transactions of the Association for Computational Linguistics*, 7:49–72.
- Hanjie Chen, Guangtao Zheng, and Yangfeng Ji. 2020. Generating hierarchical explanations on text classification via feature interaction detection. In *Proceedings of the 58th Annual Meeting of the Association for Computational Linguistics*, pages 5578–5593.
- Jianbo Chen, Le Song, Martin J Wainwright, and Michael I Jordan. 2018. L-shapley and c-shapley: Efficient model interpretation for structured data. *arXiv preprint arXiv:1808.02610*.
- KR1442 Chowdhary. 2020. Natural language processing. *Fundamentals of artificial intelligence*, pages 603–649.
- Jacob Devlin, Ming-Wei Chang, Kenton Lee, and Kristina Toutanova. 2019. [BERT: Pre-training of deep bidirectional transformers for language understanding](#). In *Proceedings of the 2019 Conference of the North American Chapter of the Association for Computational Linguistics: Human Language Technologies, Volume 1 (Long and Short Papers)*, pages 4171–4186, Minneapolis, Minnesota. Association for Computational Linguistics.
- Finale Doshi-Velez and Been Kim. 2017. [Towards a rigorous science of interpretable machine learning](#). *arXiv preprint arXiv:1702.08608*.
- Alon Jacovi and Yoav Goldberg. 2020. [Towards faithfully interpretable NLP systems: How should we define and evaluate faithfulness?](#) In *Proceedings of the 58th Annual Meeting of the Association for Computational Linguistics*, pages 4198–4205, Online. Association for Computational Linguistics.
- Xisen Jin, Zhongyu Wei, Junyi Du, Xiangyang Xue, and Xiang Ren. 2019. Towards hierarchical importance attribution: Explaining compositional semantics for neural sequence models. *arXiv preprint arXiv:1911.06194*.
- Yiming Ju, Yuanzhe Zhang, Zhao Yang, Zhongtao Jiang, Kang Liu, and Jun Zhao. 2022. [Logic traps in evaluating attribution scores](#). In *Proceedings of the 60th Annual Meeting of the Association for Computational Linguistics (Volume 1: Long Papers)*, pages 5911–5922, Dublin, Ireland. Association for Computational Linguistics.
- Zachary C Lipton. 2018. The mythos of model interpretability: In machine learning, the concept of interpretability is both important and slippery. *Queue*, 16(3):31–57.
- Christoph Molnar. 2020. *Interpretable Machine Learning*. Lulu. com.
- W James Murdoch, Peter J Liu, and Bin Yu. 2018. Beyond word importance: Contextual decomposition to extract interactions from lstms. *arXiv preprint arXiv:1801.05453*.
- Alec Radford, Karthik Narasimhan, Tim Salimans, Ilya Sutskever, et al. 2018. Improving language understanding by generative pre-training.
- Alec Radford, Jeffrey Wu, Rewon Child, David Luan, Dario Amodei, Ilya Sutskever, et al. 2019. Language models are unsupervised multitask learners. *OpenAI blog*, 1(8):9.
- Marco Tulio Ribeiro, Sameer Singh, and Carlos Guestrin. 2016. "why should i trust you?" explaining the predictions of any classifier. In *Proceedings of the 22nd ACM SIGKDD international conference on knowledge discovery and data mining*, pages 1135–1144.
- Chandan Singh, W James Murdoch, and Bin Yu. 2018. Hierarchical interpretations for neural network predictions. *arXiv preprint arXiv:1806.05337*.
- Richard Socher, Alex Perelygin, Jean Wu, Jason Chuang, Christopher D. Manning, Andrew Ng, and Christopher Potts. 2013. [Recursive deep models](#)

for semantic compositionality over a sentiment tree-bank. In *Proceedings of the 2013 Conference on Empirical Methods in Natural Language Processing*, pages 1631–1642, Seattle, Washington, USA. Association for Computational Linguistics.

Erik Strumbelj and Igor Kononenko. 2010. An efficient explanation of individual classifications using game theory. *The Journal of Machine Learning Research*, 11:1–18.

Mukund Sundararajan, Ankur Taly, and Qiqi Yan. 2017. **Axiomatic attribution for deep networks**. In *Proceedings of the 34th International Conference on Machine Learning, ICML 2017, Sydney, NSW, Australia, 6-11 August 2017*, volume 70 of *Proceedings of Machine Learning Research*, pages 3319–3328. PMLR.

Ashish Vaswani, Noam Shazeer, Niki Parmar, Jakob Uszkoreit, Llion Jones, Aidan N Gomez, Łukasz Kaiser, and Illia Polosukhin. 2017. Attention is all you need. *Advances in neural information processing systems*, 30.

Alex Wang, Amanpreet Singh, Julian Michael, Felix Hill, Omer Levy, and Samuel R. Bowman. 2019. **GLUE: A multi-task benchmark and analysis platform for natural language understanding**. In *7th International Conference on Learning Representations, ICLR 2019, New Orleans, LA, USA, May 6-9, 2019*. OpenReview.net.

## Appendix

### A Experiment details

For the SST dataset, we test all samples from dev set. For the MNLI dataset, we tested on a subset with 1000 samples (the first 500 samples from dev-matched and the first 500 samples from dev-mismatched.) due to computation costs. Our implementations are based on the Huggingface’s transformer model hub (<https://github.com/huggingface/transformers>), and we use its default model architectures for corresponding tasks.

### B Visualization of Hierarchical Attributions

Since the generated set of words is discontinuous without connecting rule, we only represent the newly generated set and the corresponding attributions at each layer. For example, Figure 4 shows an example of the visualization of hierarchical attributions. The bottom row shows the attribution score with each word as a set (non-hierarchy); The second-to-last row indicates the {good} and

{lively} are merged together and form a new set: {good, lively}; Similarly, the third-to-last line indicates the {Entertains} and {good, lively} are merged together.

We provide visualizations of all hierarchical attributions used for evaluation in the supplementary material (2000 samples). Moreover, for the convenience of reading, we also select some short-length examples and put them in this section. The visualization of hierarchical attributions show that the HE can not only get significant improvement on quantitative evaluation but also are easy to understanding for humans.

### C Formula Proof

This section gives the proof that Formula 3 is special case of our proposed method (Formula 2). Following the theory in LOO (Lipton, 2018), the attribution of a subset in the input text can be calculate by the probability change on the predicted class after erasing this set. Thus, the attribution of  $c_i$  can be calculate by  $E[f(x)|C] - E[f(x)|C \setminus c_j]$ , denoted as:

$$Algo(c_i) = E[f(x)|C] - E[f(x)|C \setminus c_j].$$

Moreover, erasing can been seen as a specific method for marginalizing a set in Formula 2. Thus,

$$\begin{aligned} Algo^{-c_j}(c_i) &= (E[f(x)|C] - E[f(x)|C \setminus c_i])^{-c_j} \\ &= E[f(x)|C \setminus c_j] - E[f(x)|C \setminus (c_i \cup c_j)]. \end{aligned}$$

Thus, it can be deduced that under such *Algo* and marginalization method,

$$\begin{aligned} (Algo(c_i) - Algo^{-c_j}(c_i)) &= (Algo(c_j) \\ &\quad - Algo^{-c_i}(c_j)), \end{aligned}$$

which both equal to Formula 3:

$$\begin{aligned} \phi_{ij} &= E[f(x)|C \setminus (c_i \cup c_j)] - E[f(x)|C \setminus c_i] \\ &\quad - E[f(x)|C \setminus c_j] + E[f(x)|C] \end{aligned}$$

. Note that since Formula 3 does not take the absolute value of the interaction score. This strategy will leads to the interactions of reducing each other’s attributions are ignored, which does not consistent with the definition of interaction score.

### D Experimental Computation Complexity

Since we need to choose the maximum set interaction in each iteration. For the step 1, we need

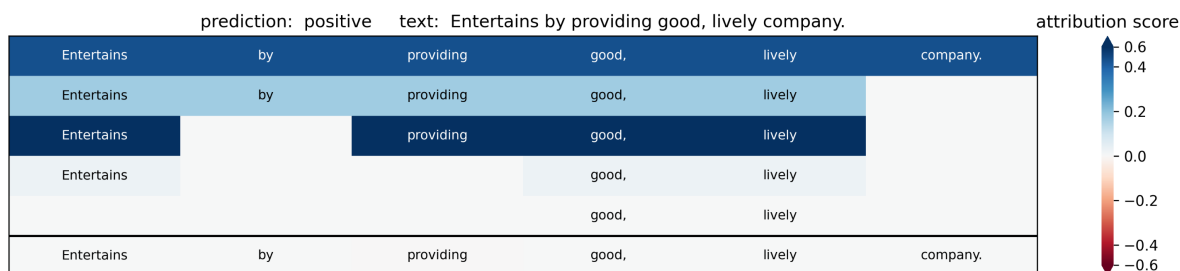


Figure 4: An example of visualized hierarchical attributions without the connecting rule. Positive attribution score indicates supporting the model prediction while negative attribution score indicates opposing model prediction.

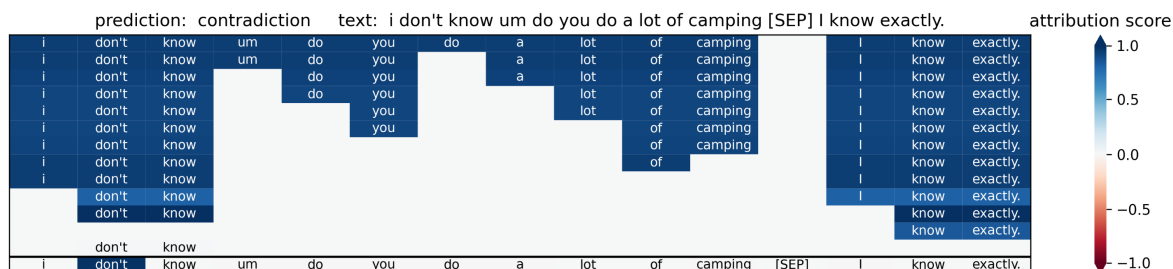


Figure 5: HE for 4th sample in MNLI dev set. *don't know* and *know exactly* are recognized at first and then the combination of them are recognized as 'contradiction'.

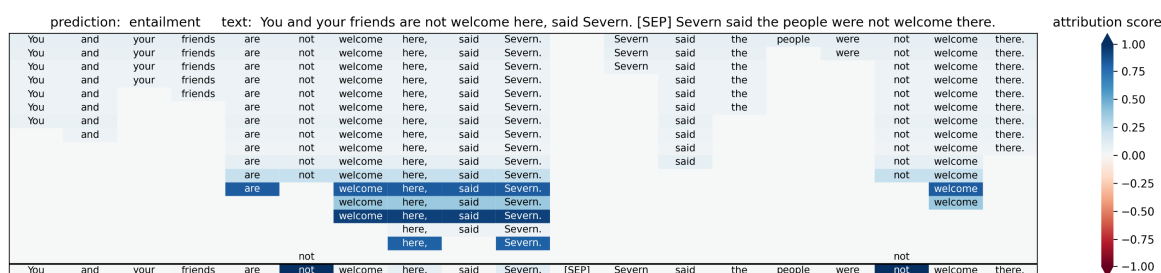


Figure 6: HE for 13th sample in MNLI dev set. *not* as a transition are recognized as both sentences first. Then the HE capture the *welcome here* and *welcome*, which have the same meaning. Thus the model make the prediction: 'entailment'.

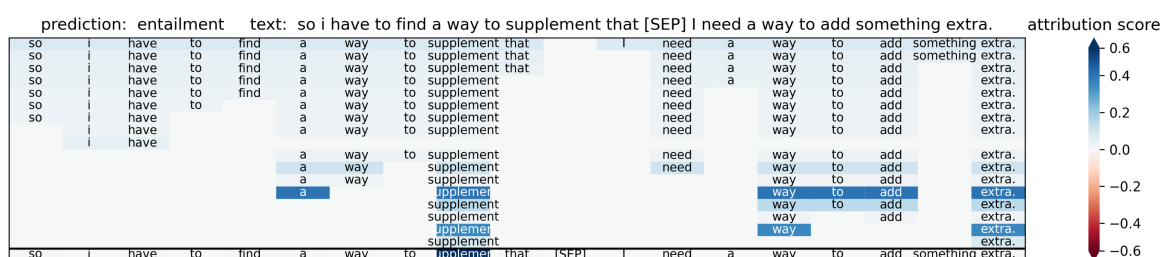


Figure 7: HE for 16th sample in MNLI dev set. *a supplement*, *way to add* and *extra* are recognized at the key feature to make the prediction: 'entailment'.

to calculate the interaction score between between each two sets. In other step, we need to calculate the interaction scores between the new generated set and other sets. In total, we need to calculate  $C_n^2 + (n - 2) + \dots, 1 \approx n^2$  times interaction score.

where  $n$  refers to the sequence length of the input text. In our experiment, calculate an interaction score is comparable to three forward pass through the network. Thus, the total computation complexity of building our hierarchical attributions for a

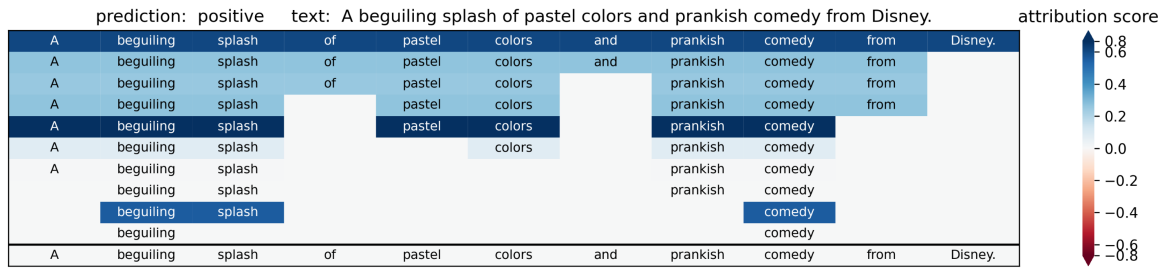


Figure 8: HE for 12th sample in SST dev set. HE shows *beguiling splash* and *comedy* are merged together and support the prediction: ‘positive’, and the support improved when the *pastel colors* are merged in too.

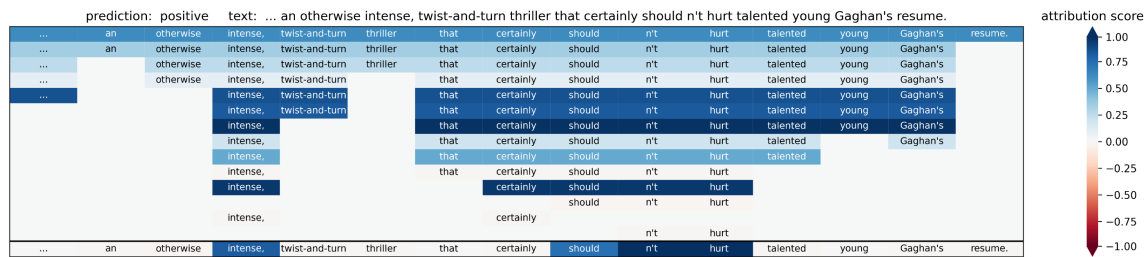


Figure 9: HE for 17th sample in SST dev set. *intense* and *certainly* are merged together first as a emphasis. Then the *should n't hurt* are merged together. Then the emphasis and *should n't hurt* are merged together.

sample is  $3n^2$  forward pass through the network. Note that through record the model prediction during every iteration, the computational complexity can be reduced by about half.

Compared to explanation methods that do not require sampling, such as CD (Murdoch et al., 2018) and LOO (Lipton, 2018), our experiment requires more computation. Compared to explanation methods that require sampling, such as LIME (Ribeiro et al., 2016), Sample-Shapley (Strumbelj and Kononenko, 2010) and HEDGE (Chen et al., 2020), which has a full sample space of  $2^n$  and often need to sample thousands of samples, our experiment is more computational economical. Note that we use a simple algorithm to calculate attribution score in our experiment. The computational cost will increase linearly with more complex attribution algorithm. (seen section Limitation)