

# Angular time delay in quantum mechanical scattering

Jochen Zahn

Institut für Theoretische Physik, Universität Leipzig  
Brüderstr. 16, 04103 Leipzig, Germany  
jochen.zahn@itp.uni-leipzig.de

October 25, 2022

## Abstract

We apply Brunetti and Fredenhagen’s concept of the time of occurrence of an event in quantum mechanics [1] to the example of scattering off a spherical potential. Thereby, we re-derive the expression of Froissart, Goldberger, and Watson for the angular time delay [2], clarifying some conceptual issues with their derivation. We also present an elementary re-derivation of the “space shift” (essentially the impact parameter) defined in the quantum mechanical context by the same authors. We clarify the relation of both quantities to their classical counterparts in the context of the WKB approximation. As an example, we apply the concepts to scattering at a hard sphere. We find pronounced peaks in the both the time delay and the space shift at the minima of intensity in the forward diffraction region for short wavelength scattering and discuss whether these could in principle be observable.

## 1 Introduction

The problem of time observables in quantum mechanics is a topic nearly as old as quantum mechanics itself, cf. the Introduction of [3] for a historical overview. In the traditional formulation of quantum mechanics, time is not an observable, but a parameter. In other words, the formalism answers questions like: “When measuring observable  $A$  at time  $t$  on a system prepared in the state  $\Psi$  at time  $t_0$ , what is the probability of measuring the value  $a$ ?” However, not all experimental situations are of this type. This is the case in particular for scattering experiments, where the outgoing particles are registered by detectors which are constantly turned on. In such a situation, the question “When does the detector click?” [1] seems to be meaningful and experimentally accessible, at least in principle. It is thus probably no coincidence that the first definition of a quantity closely related to a time observable was given in the context of scattering, namely the Eisenbud-Wigner time delay [4]

$$t_{\text{delay},\ell} = 2\partial_E \delta_\ell(E) \quad (1)$$

with  $\delta_\ell$  the scattering phase of the  $\ell$ th partial wave.<sup>1</sup> The relation (1) is derived in [5] using stationary phase arguments.

It is important to note that the physical interpretation of the time delay of a partial wave is unclear, as an incoming wave consists of a superposition of partial waves and a typical detector discriminates between different scattering angles, not angular momenta (it can however be justified in a high energy approximation, see Section 6 below). However, the relation (1) is straightforwardly adjustable to the case of one-dimensional scattering at a potential barrier, where  $2\delta_\ell$  should be replaced by the phase of the transmission amplitude. In that case, the

---

<sup>1</sup>Throughout, we are using units in which  $\hbar = 1$ .



interpretation is clear: It is the time delay w.r.t. the situation in the absence of the potential. Furthermore, as the derivation is based on stationary phase arguments, it should be interpreted as an expectation value.

For the case of three-dimensional scattering, a time delay for the full scattering process, not just partial waves, was given by Goldberger, Froissart, and Watson [2]:<sup>2</sup>

$$t_{\text{delay}}(\theta) = \partial_E \arg A(E, \theta). \quad (2)$$

Here  $A(E, \theta)$  is the scattering amplitude at energy  $E$  and angle  $\theta$ . This should be interpreted as the time delay as measured by the detector at scattering angle  $\theta$ . Again, this expression is derived using stationary phase arguments.

Driven by the availability of attosecond light pulses, the topic of time delay in photoemission has attracted considerable attention in recent years, cf. [7, 8] for example. Also its angular dependence has been studied extensively in recent years, both theoretically and experimentally, see [9, 10, 11], for example. The angular time delay (2) was also suggested as a tool to identify resonances in reactive molecular collisions [12].

Recently, the partial wave time delay (1) was used to discuss causality (violation) in gravitational effective theories [13].

The interpretation of (2) as a time delay has been criticized [14] on two grounds: First, the derivation based on the stationary phase arguments does not take into account the reshaping of the wave packet due to scattering. Second, the expression can not be interpreted as a time delay, because in the absence of a scattering potential, no scattering to angle  $\theta$  occurs, so it is unclear w.r.t. which reference process it is defined. The main objective of this paper is to argue that these objections can be refuted.<sup>3</sup> We use a formalism proposed by Brunetti and Fredenhagen [1] for the definition of positive operator valued measures describing the distribution of occurrence times of general “effects”, described by projectors (or, more generally, positive operators). This formalism provides an idealized description of the measurement, without the need to introduce a dissipative mechanism. The determination of the full distribution of occurrence times requires the knowledge of the wave function  $\psi(E)$ , which can in general not be assumed. However, if either a reference effect or a reference dynamics is available, then the difference of the first moments of the distribution, i.e., the time delay, only depends on  $|\psi(E)|^2$ , i.e., the relative phases between the  $\psi(E)$  at different energies  $E$  become irrelevant. In particular, for  $\psi(E)$  peaked at some energy  $E_0$ , it suffices to compute the time delay at this energy. No stationary phase arguments are needed.

Regarding the second objection (absence of a reference process), two approaches are possible. One could take the detector at a reference angle  $\theta_0$  as a reference effect, in which case one obtains

$$t_{\text{delay}}^{\theta_0}(\theta) = t_{\text{delay}}(\theta) - t_{\text{delay}}(\theta_0), \quad (3)$$

where the expressions on the r.h.s. are defined by (2). The second option is to use a reference dynamics, in which case a natural choice is scattering at a point scatterer, i.e., a hard sphere of radius  $R$  in the limit  $R \rightarrow 0$ .<sup>4</sup> With this reference dynamics, one obtains the time delay (2).

In [2], also an expression for the “space shift”, i.e., the displacement of the outgoing particle from the axis of symmetry (essentially the impact parameter), is given. In fact, this expression is derived alongside (2), i.e., using wave packets and stationary phase arguments. We will present

<sup>2</sup>See also [6], which contained the definition somewhat implicitly, and without derivation.

<sup>3</sup>We note that in the alternative treatment proposed in [14], which is based on the dwell time of the particle inside a ball around the scatterer, the time delay (2) also occurs, in an integral over the angles, weighted with the differential cross section. This also suggests the interpretation of (2) as the time delay at scattering angle  $\theta$ , but does not prove it.

<sup>4</sup>This was, somewhat implicitly, also the reference process used in [2].



a considerably simpler re-derivation of this result, which evades the use of wave packets and also indicates how this quantity can in principle be measured.

As both the angular time delay and the space shift have counterparts in classical scattering, it is important to clarify the relation of the quantum mechanical concepts to the classical ones. We show that in the WKB approximation, both quantities assume their classical values, at least when classically only a single impact parameter contributes to scattering at a given angle  $\theta$ .

When evaluating angular time delay and space shift for scattering at a hard sphere, we find, in the long wavelength regime, essentially angle independent time delay and phase shift, as expected for s wave dominated scattering. At short wavelengths, the quantum results approach the classical ones, but there are pronounced oscillations both of time delay and phase shift in the forward diffraction region.

The article is structured as follows: In the next section, we describe in detail the formalism of Brunetti and Fredenhagen [1]. In particular, we show that in the limit of an infinitesimally thin detector, one recovers Kijowski's distribution [15]. In Section 3, we use the framework to discuss scattering in one dimension. In particular, we exemplify the two possible ways to define a time delay, with reflection time delay (via a reference effect) and transmission time delay (via a reference dynamics). The case of scattering at a spherical potential is discussed in Section 4. In particular, we recover the expression (2) for the time delay of scattering at scattering angle  $\theta$ . In Section 5 we present an elementary derivation (and provide an interpretation) of the "space shift". In Section 6, we show that in the WKB approximation, both the time delay and the space shift reduce to their classical counterparts, provided that classically only a single impact parameter contributes to scattering at angle  $\theta$ . In Section 7, we apply the formalism to scattering at a hard sphere and qualitatively discuss the results. We conclude with a summary and an outlook.

## 2 Time of occurrence of an event

In quantum mechanics, one describes a detector, i.e., a measuring device answering yes-no questions, by a projector  $P$ . The prototypical example is a projector  $P_V|\mathbf{x}\rangle = \chi_V(\mathbf{x})|\mathbf{x}\rangle$  on a region  $V$  in space, describing a detector sensitive to a particle in that region. One may then ask: "At what time does the detector click?". A formalism to answer this question without the need to model the specifics of the detector (for example by some dissipative mechanism, cf. [16, 17] for reviews) has been proposed by Brunetti and Fredenhagen [1]. Let  $P_t = e^{iHt}Pe^{-iHt}$  be the time-evolution of  $P$  with the Hamilton operator  $H$ . One interprets

$$P(\mathbb{R}) := \int_{\mathbb{R}} P_t dt \quad (4)$$

as the observable for the total time the particle spends in the detector. Its expectation value coincides with the notion of *dwelt time*, cf. [18] and the review [19], with the difference that we are here concerned with the dwell time inside the detector, not inside some region containing the scatterer. The Hilbert space now decomposes in the direct sum

$$\mathcal{H} = \mathcal{H}_{\text{fin}} \oplus \mathcal{H}_0 \oplus \mathcal{H}_{\infty}, \quad (5)$$

where states in  $\mathcal{H}_{\text{fin}}$  have a finite expectation value for  $P(\mathbb{R})$ , whereas it vanishes (diverges) for states in  $\mathcal{H}_0$  ( $\mathcal{H}_{\infty}$ ). Elements of  $\mathcal{H}_0$  are states for which the effect never takes place. Examples for states in  $\mathcal{H}_{\infty}$  are bound states. A probability distribution for the time of the occurrence of the event described by  $P$  can be defined for states in  $\mathcal{H}_{\text{fin}}$ . Namely, one defines the positive-operator valued measure (POVM)

$$\mathcal{P}^P(I) := P(\mathbb{R})^{-\frac{1}{2}} \left[ \int_I P_t dt \right] P(\mathbb{R})^{-\frac{1}{2}} \quad (6)$$



on  $\mathcal{H}_{\text{fin}}$  for the distribution of arrival times. The expectation value for the time of occurrence of the effect is the first moment of this measure, i.e.,

$$T^P := \int_{\mathbb{R}} t \mathcal{P}^P(dt). \quad (7)$$

One may also relax the requirement of  $P$  being a projector and allow for  $P$  being a positive operator.

We emphasize that for any  $\Psi \in \mathcal{H}_{\text{fin}}$ , (6) provides the full distribution of click times, not just an expectation value. As we will see below, in the case of an infinitesimally thin detector and when restricting to positive momenta in the direction normal to the detector, one recovers Kijowski's distribution [15]. In many cases of practical interest, the state  $\Psi$  is not fully known, but only partial information is available, such as being peaked at some energy  $E$ . Then, the formalism may still be predictive if we restrict to the expectation value  $T^P$ , or rather differences of such expectation values, i.e., *time delays*.

In the following, we will work on a subspace  $\mathcal{H}_{\text{scat}} \subset \mathcal{H}_{\text{fin}}$  of scattering states  $|\Psi\rangle$  which are fully characterized by a wave function  $\psi(E)$  depending only on the energy, i.e.,

$$|\Psi\rangle = \int \psi(E)|E\rangle, \quad (8)$$

with  $|E\rangle$  providing a basis eigenstates of energy  $E$ . For the matrix elements of  $P_t$  in this basis, we have

$$\langle E'|P_t|E\rangle = e^{-i(E-E')t}P(E', E), \quad (9)$$

with  $P(E', E)$  the matrix elements of  $P$ . It follows that the matrix elements of  $P(\mathbb{R})$  are given by

$$P(\mathbb{R})(E', E) = 2\pi\delta(E - E')P(E', E), \quad (10)$$

so that

$$\mathcal{P}^P(I)(E', E) = \frac{1}{2\pi} \int_I e^{-i(E-E')t} c^P(E', E) dt, \quad (11)$$

where we have introduced the integral kernel

$$c^P(E', E) := P(E', E')^{-\frac{1}{2}} P(E', E) P(E, E)^{-\frac{1}{2}}, \quad (12)$$

which fulfills the normalization condition

$$c^P(E, E) = 1. \quad (13)$$

Let us apply this in a concrete example to verify that for a particular choice of the effect  $P$ , we recover Kijowski's distribution [15]. We restrict to the one-dimensional case and, as Kijowski, positive momenta. The generalized energy eigenstates  $|E\rangle$  are then given by

$$\langle x|E\rangle = \frac{m}{2\pi k} e^{ikx} \quad (14)$$

in position space, with

$$k = \sqrt{2mE}. \quad (15)$$

We place a detector of width  $\delta$  at the origin, i.e.,

$$P = \chi_{[0, \delta]}(x). \quad (16)$$



It follows that

$$P(E', E) = \frac{m}{2\pi\sqrt{kk'}} \int_0^\delta e^{i(k-k')x} dx = \frac{m\delta}{2\pi\sqrt{kk'}} + \mathcal{O}(\delta^2). \quad (17)$$

In the limit  $\delta \rightarrow 0$ , we thus obtain

$$c^P(E', E) = 1, \quad (18)$$

which entails

$$\langle \Psi | \mathcal{P}^P([t, t + dt]) | \Psi \rangle = \left[ \frac{1}{2\pi} \int dE dE' \bar{\psi}(E') \psi(E) e^{-i(E-E')t} \right] dt. \quad (19)$$

The expression in square brackets on the r.h.s. can easily be seen to coincide with Kijowski's probability density [15, 17]

$$\Pi(t) = \frac{1}{m} \langle \Psi(t) | \hat{k}^{\frac{1}{2}} \delta(\hat{x}) \hat{k}^{\frac{1}{2}} | \Psi(t) \rangle. \quad (20)$$

To obtain the expectation value of the time observable (7), we restrict to wave functions  $\psi(E)$  vanishing rapidly enough for  $E \rightarrow 0$  and  $E \rightarrow \infty$ , and compute

$$\begin{aligned} \langle \Psi | T^P | \Psi \rangle &= \frac{1}{2\pi} \int te^{-i(E-E')t} \bar{\psi}(E') c^P(E', E) \psi(E) dt dE dE' \\ &= \frac{1}{2\pi} \int e^{-i(E-E')t} (-i\partial_E) (\bar{\psi}(E') c^P(E', E) \psi(E)) dt dE dE' \\ &= \int \bar{\psi}(E) (-i\partial_E + t^P(E)) \psi(E) dE, \end{aligned} \quad (21)$$

with

$$t^P(E) := -i\partial_E c^P(E', E)|_{E'=E}. \quad (22)$$

In particular, we see that for the difference of the expectation value for two different events  $P_1$  and  $P_2$ , with  $\psi(E)$  sharply peaked at energy  $E$ , we find

$$\langle \Psi | (T^{P_1} - T^{P_2}) | \Psi \rangle = t^{P_1}(E) - t^{P_2}(E) =: t_{\text{delay}} \quad (23)$$

which does not depend on further detailed knowledge of the wave function  $\psi(E)$ . This time delay between two events can for example be used to discuss the time delay in the scattering off a wall, with  $P_{1/2}$  detecting reflected/incident particles, both infinitesimally close to the wall.

A different way to define a time delay is by considering two different Hamiltonians, i.e., time evolutions. The prototypical situation is that of transmission through a one-dimensional barrier, compared to the free evolution, i.e., in the absence of the barrier. In this case, one has to match the energy eigenstates corresponding to the different Hamiltonians. This proceeds by choosing the same incoming part in the definition of  $|E\rangle$  for the different Hamiltonians.

### 3 One-dimensional scattering

We now exemplify, using one-dimensional scattering, the two possibilities for defining a time delay which we discussed above. We assume a potential of finite range, i.e., non-vanishing only in a finite interval  $[-L, L]$  and choose the position space wave functions of the states  $|E\rangle$  outside of the support of the potential as

$$\langle x | E \rangle = \sqrt{\frac{m}{2\pi k}} \begin{cases} e^{ikx} + R(E) e^{-ikx} & x < -L \\ T(E) e^{ikx} & x > L, \end{cases} \quad (24)$$



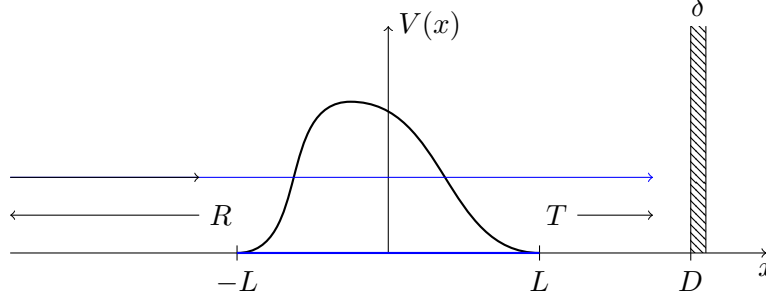


Figure 1: The setup for scattering in one dimension. In blue, the situation without scatterer, used in the definition of time delay, is sketched.

again with  $k$  given by (15). Here  $R, T$  are the usual reflection and transmission coefficients. In the case of a vanishing potential, we have  $T = 1, R = 0$ . Note that the incoming part of the wave function does not depend on the scattering potential, providing a natural way to compare occurrence times for different potentials, i.e., time delays. Figure 1 provides a sketch of the setup.

We now place a detector of thickness  $\delta$  at  $x = D > L$ , i.e., we are considering the projector represented by the multiplication operator

$$P = \chi_{[D, D+\delta]}(x) \quad (25)$$

on position space wave functions. For the matrix elements of  $P$  in the in basis, we thus obtain

$$\begin{aligned} P(E', E) &= \frac{m}{2\pi\sqrt{kk'}} \bar{T}(E') T(E) \int_D^{D+\delta} e^{i(k-k')x} dx \\ &= \frac{m\delta}{2\pi\sqrt{kk'}} \bar{T}(E') T(E) e^{i(k-k')D} + \mathcal{O}(\delta^2). \end{aligned} \quad (26)$$

In order to abstract as much as possible from the details of the detector, we consider in the following the limit  $\delta \rightarrow 0$ . Hence, we obtain

$$c^P(E', E) = e^{i(\arg T(E) - \arg T(E'))} e^{i(k-k')D}. \quad (27)$$

For the corresponding time operator, this implies that

$$t^P(E) = \frac{m}{k} D + \partial_E \arg T(E), \quad (28)$$

where we used that

$$\partial_E = \partial_E k \partial_k = \frac{m}{k} \partial_k. \quad (29)$$

As expected, the expected arrival time grows linearly with the distance  $D$  of the detector, with coefficient the inverse velocity  $\frac{m}{k}$ .

We may now consider the time delay w.r.t. the free time evolution, where  $T = 1$ . Obviously, we obtain

$$\langle \Psi | (T^P - T_0^P) | \Psi \rangle = \int |\psi(E)|^2 \partial_E \arg T(E) dE, \quad (30)$$

with  $T_0^P$  the time of occurrence of the event for the free time evolution. For a wave function sharply peaked at energy  $E$ , we thus obtain the time delay

$$t_{\text{delay}} = \partial_E \arg T(E). \quad (31)$$



In the case that the potential vanishes for  $x < 0$  and has a step at  $x = 0$ , one classically expects reflection of the particle if the energy is lower than the step height. Classically, this reflection occurs instantaneously, but quantum mechanically there may be a time delay between “absorption” and “emission”. To compute it, we have to set up observables that are selective for the sign of the momentum. For this, we follow the proposal of [1] and define

$$P_{\pm} := \left( \frac{-i\partial_x}{2\sqrt{2mH}} \pm \frac{1}{2} \right)^* \chi_{[-D-\delta, -D]} \left( \frac{-i\partial_x}{2\sqrt{2mH}} \pm \frac{1}{2} \right). \quad (32)$$

The operator in brackets projects on positive/negative frequencies.  $P_{\pm}$  is not a projector, but a positive operator, which is sufficient for the definition of the corresponding POVM describing the distribution of occurrence times [1]. Analogously to the above, one computes

$$P_+(E', E) = \delta e^{-i(k-k')D} + \mathcal{O}(\delta^2), \quad P_-(E', E) = \delta \bar{R}(E') R(E) e^{i(k-k')D} + \mathcal{O}(\delta^2). \quad (33)$$

This entails

$$t^{P_+}(E) = -\frac{m}{k}D, \quad t^{P_-}(E) = \frac{m}{k}D + \partial_E \arg R(E). \quad (34)$$

In particular, for the case of a wave function peaked at energy  $E$ , we obtain for the difference of the time of detection of the reflected and the incident particle,

$$t_{\text{delay}} = \frac{m}{k}2D + \partial_E \arg R(E). \quad (35)$$

We obtain the classical result (which vanishes in the limit  $D \rightarrow 0$ ) plus a quantum correction. For the case of a step potential of height  $V_0$ ,

$$V(x) = V_0 \Theta(x), \quad (36)$$

we have

$$R = \frac{ik + q}{ik - q} = e^{-2i \arctan \frac{q}{k}} \quad (37)$$

with  $q = \sqrt{2m(V_0 - E)}$ , so that

$$t_{\text{delay}} - \frac{m}{k}2D = \frac{m}{k} \frac{2}{q}. \quad (38)$$

The r.h.s. has the natural interpretation as 2 times the penetration depth  $q^{-1}$ , divided by the velocity  $\frac{k}{m}$ .

## 4 Scattering at a spherical potential

In the case of scattering at a spherical potential (of short range), the scattering energy eigenstates  $|E\rangle$  have position space wave functions which for large distances  $r \rightarrow \infty$  are given by

$$\langle \mathbf{r} | E \rangle = \sqrt{\frac{mk}{(2\pi)^3}} \left( e^{ikr \cos \theta} + A(E, \theta) \frac{e^{ikr}}{r} \right) + \mathcal{O}(r^{-2}), \quad (39)$$

with  $\theta$  the scattering angle and  $A(E, \theta)$  the scattering amplitude. Note that smearing the wave functions (39) in energy is not sufficient to obtain a normalizable wave function, one also should smear over the direction of the incoming momentum. In the following, we ignore this subtlety, which only becomes relevant if one is interested not just in the expectation value of arrival times but in their distribution, in which case the precise form of the wave function needs to be known.



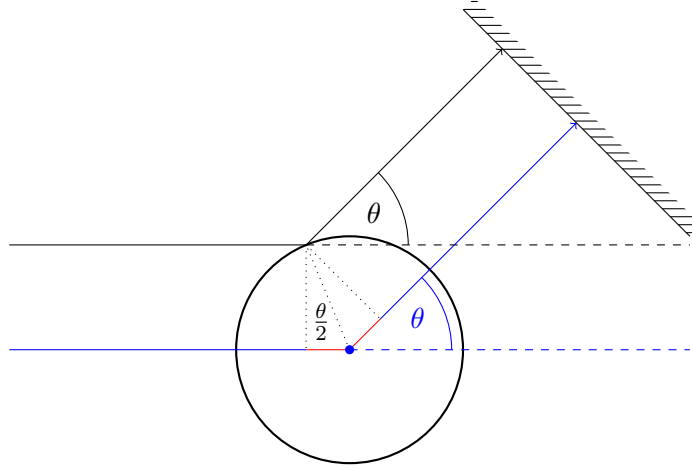


Figure 2: The classical time delay for hard sphere scattering. Shown in blue is the scattering at a point scatterer, which is used as a reference. The time it takes to traverse the two red segments is the time delay (42).

A detector for the scattered particle at scattering angle  $\Theta \neq 0$  and distance  $D$  can now be modelled by the operator<sup>5</sup>

$$P = \frac{1}{1 - \cos \theta} \left( \frac{-i\partial_r}{\sqrt{2mH}} - \cos \theta \right)^* \chi_{[D, D+\delta]}(r) \chi_{[\cos \Theta, \cos \Theta+\varepsilon]}(\cos \theta) \frac{1}{1 - \cos \theta} \left( \frac{-i\partial_r}{\sqrt{2mH}} - \cos \theta \right). \quad (40)$$

One straightforwardly checks that, up to corrections of  $\mathcal{O}(r^{-2})$ , this operator annihilates the first term in (39). In the limit  $\delta, \varepsilon \rightarrow 0$ , one obtains, in complete analogy to the calculation in the one-dimensional case,

$$t^P(E) = \frac{m}{k} D + \partial_E \arg A(E, \Theta). \quad (41)$$

In order to obtain a result which does not depend on the precise form of the wave function  $\psi(E)$ , we should again consider the difference to a reference occurrence time. As discussed above, there are two options: We may compare to a different time evolution, i.e., a different scattering potential, or with a different detector. For the latter option, one may proceed analogously to the one-dimensional case and set up a detector sensitive to the incoming particles. An alternative would be to consider a detector at a reference angle  $\theta_0$ , leading to the time delay (3). Regarding the first case, i.e., a reference time evolution, we have the difficulty that in the absence of a scattering potential no scattering occurs, so that, in contrast to the one-dimensional case, the free time-evolution does not seem to be a good reference. The problem is already present in the classical case, so one might first wonder how to define a time delay there. It seems that a point scatterer is a natural choice for a reference. In the case of scattering off a hard sphere of radius  $R$ , the classical time delay would then be given by

$$t_{\text{delay}}^{\text{class}} = -\frac{m}{k} 2R \sin \frac{\theta}{2}, \quad (42)$$

cf. Figure 2 (the negative sign is due to the path of the particle scattered at the sphere being shorter than the one of the particle scattered at the origin).

<sup>5</sup>On the half-line  $\mathbb{R}_+$ , the operator  $-i\partial_r$  is not self-adjoint, but, supplemented with appropriate boundary conditions, symmetric. The operator  $P$  is not a projector, only a positive operator. But this is sufficient for the definition of the corresponding POVM describing the distribution of occurrence times [1].



In the quantum mechanical case, a model for a point scatterer would be the  $R \rightarrow 0$  limit of a hard sphere. For the latter, the phase shifts  $\delta_\ell$  are given by

$$\delta_\ell(E) = \arctan \frac{j_\ell(kR)}{n_\ell(kR)}, \quad (43)$$

with  $j_\ell$ ,  $n_\ell$  the spherical Bessel functions. In terms of the phase shifts, the scattering amplitude is given by<sup>6</sup>

$$\begin{aligned} A(E, \theta) &= \frac{1}{k} \sum_{\ell} (2\ell + 1) \sin \delta_\ell(E) e^{i\delta_\ell(E)} P_\ell(\cos \theta) \\ &= \frac{1}{2ik} \sum_{\ell} (2\ell + 1) e^{2i\delta_\ell(E)} P_\ell(\cos \theta), \end{aligned} \quad (44)$$

with  $P_\ell$  the Legendre polynomials. With the asymptotic form of the spherical Bessel functions for small arguments,

$$j_\ell(x) \sim \frac{2^{\ell+1}(\ell+1)!}{(2(\ell+1))!} x^\ell, \quad n_\ell(x) \sim -\frac{(2\ell)!}{2^\ell \ell!} x^{-\ell-1}, \quad (45)$$

we see that, for small  $R$ ,

$$\delta_\ell(E) \sim -\frac{(\ell+1)! \ell!}{(2(\ell+1))! (2\ell)!} (2kR)^{2\ell+1}. \quad (46)$$

In particular,  $A(E, \theta)$  is dominated by the s wave contribution for  $R \rightarrow 0$ , i.e.,

$$A \sim -R. \quad (47)$$

As the leading coefficient in the expansion in  $R$  is independent of  $E$ , we obtain

$$\lim_{R \rightarrow 0} \partial_E \arg A(E, \theta) = 0. \quad (48)$$

Hence, for the hard sphere in the limit  $R \rightarrow 0$ , the second term in (41) vanishes. Defining the angular time delay as the difference of the occurrence times between the actual scattering and the scattering at a point scatterer, modelled by a hard sphere in the limit  $R \rightarrow 0$ , we thus find the relation (2).

## 5 The space shift

As noted by [2], also the displacement of the outgoing particles w.r.t. a radially outgoing ray, called the *space shift*, can be defined in the context of quantum mechanical scattering theory, via

$$\mathbf{b} = -(\mathbf{e}_z - \cos \theta \mathbf{e}_r) \frac{1}{k} \frac{\partial A}{\partial \cos \theta}, \quad (49)$$

when the flux is incoming from the  $z$  direction (and  $\mathbf{e}_r$  is the radial direction at the scattering angle  $\theta$ , i.e., the outgoing direction). We present a derivation of this result which, we think, is simpler and thus perhaps also more illuminating than the one given in [2], as it does not require the discussion of wave packets. For this, we recall that for a non-normalized wave function  $\psi(\mathbf{r})$  (such as a plane wave), the probability current  $\mathbf{j}(\mathbf{r}) = \frac{1}{m} \text{Im} \bar{\psi} \nabla \psi$  can be interpreted as the local

---

<sup>6</sup>We recall that the two forms are equivalent for  $\theta \neq 0$ , by the Legendre polynomial completeness relation. While the first form is usually advantageous in numerical evaluations (where a cut-off in  $\ell$  is imposed), the second form is simpler to handle in general treatments, such as the stationary phase arguments used in Section 6.



flux density. For the asymptotic form  $\psi_{\text{scatter}}(\vec{r}) \sim A(\theta) \frac{e^{ikr}}{r}$  of the scattered wave, we obtain the asymptotic form of the current density

$$\mathbf{j}_{\text{scatter}}(\mathbf{r}) \sim |A(\theta)|^2 \frac{k}{mr^2} \mathbf{e}_r + \text{Im}(\bar{A} \partial_\theta A) \frac{1}{mr^3} \mathbf{e}_\theta. \quad (50)$$

Using that

$$\partial_\theta \arg A = \text{Im} \frac{\partial_\theta A}{A}, \quad (51)$$

this means that the flux of the scattered wave at angle  $\theta$  and at large but finite distance  $r$  is not exactly radial, but shifted by an angle

$$\alpha = \frac{1}{kr} \partial_\theta \arg A, \quad (52)$$

see Figure 3. Hence, at given distance  $r$  and angle  $\theta$  w.r.t. to the incoming wave (particle current), the origin of the scattered wave seems to be slightly shifted away from the origin. Even though the “offset angle”  $\alpha$  vanishes as  $r \rightarrow \infty$ , the distance of the corresponding rays (the dashed lines in Figure 3) to the origin (the center of the scattering potential) converges to the finite value  $b = |\frac{1}{k} \partial_\theta \arg A|$ . Including the direction of the displacement vector, we obtain, for the space shift at scattering angle  $\theta$ ,

$$\mathbf{b} = -\frac{1}{k} \partial_\theta \arg A \mathbf{e}_\theta, \quad (53)$$

which can easily be seen to coincide with (49). For later reference, we define the signed magnitude of the space shift as

$$b := -\frac{1}{k} \partial_\theta \arg A. \quad (54)$$

In the situation depicted in Fig. 3, it is negative, as  $\mathbf{b}$  points in the direction opposite to  $\mathbf{e}_\theta$ . On the other hand, for the scattering at a hard sphere one straightforwardly reads off

$$b^{\text{class}} = R \cos \frac{\theta}{2} \quad (55)$$

from Figure 2 for the space shift in the classical case.

## 6 The WKB approximation

For one-dimensional scattering, it is easy to see that the time delay derived from the WKB approximation of the scattering amplitudes coincides with the classical result. This holds both for the case of  $E > \max V$  (transmission) and  $E < \max V$  (reflection). As we will see, an analogous result holds for the case of scattering at a spherical potential. A similar analysis, but restricted to the case of scattering at small angles, is given in [2].

The WKB approximation for the scattering phase  $\delta_\ell$  of the partial wave of angular momentum  $\ell$  is given by [20]

$$\delta_\ell^{\text{WKB}} = \frac{\pi}{2} J - \int_{r_0}^{\infty} \left( \sqrt{2m(E - V) - J^2 r^{-2}} - k \right) dr - kr_0, \quad (56)$$

with  $J = \ell + \frac{1}{2}$ , the so-called Langer replacement [21], and  $r_0$  the classical turning point at which the square root in the integrand vanishes. Differentiating w.r.t. the energy yields

$$\partial_E \delta_\ell^{\text{WKB}} = - \int_{r_0}^{\infty} \left( \frac{m}{\sqrt{2m(E - V) - J^2 r^{-2}}} - \frac{m}{k} \right) dr - \frac{m}{k} r_0 \quad (57)$$



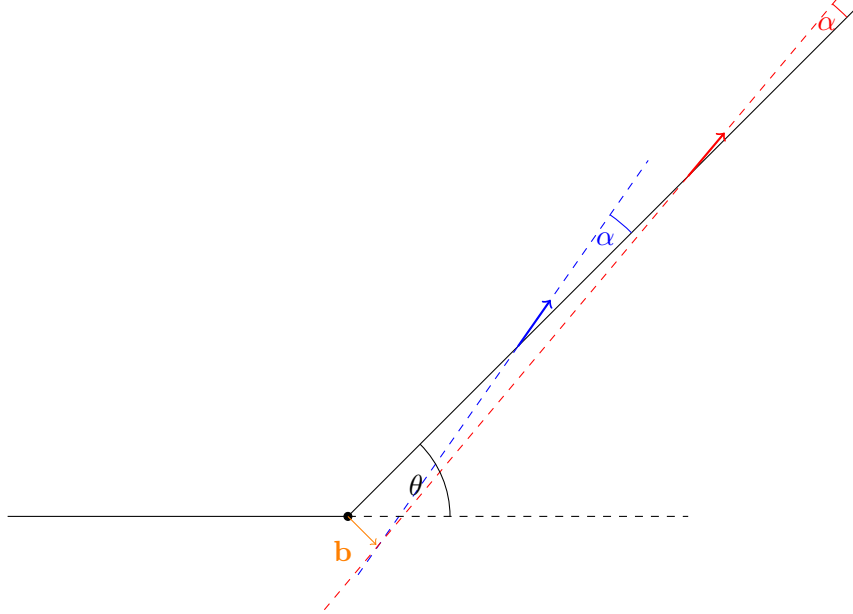


Figure 3: Illustration of the space shift. The thick arrows (blue and red) indicate the direction of the probability current at the same angle  $\theta$  w.r.t. the origin (of the scattering potential) and the incoming flux, but at different distances  $r$  from the origin. The dashed colored lines are the prolongation of these directions. In the limit of large distance  $r$ , the distance vector of these lines to the origin converges to the space shift  $\mathbf{b}$  indicated in orange.

The integrand is the difference of the radial velocities in the presence and absence of the potential and the last term gives the time a classical particle needs to reach the origin from distance  $r_0$ . Hence, this expression is  $\frac{1}{2}$  times the classical time delay at angular momentum  $J$ .

Using (51) and (44), we have

$$\partial_E \arg A = 2 \operatorname{Re} \frac{\sum_{\ell} (2\ell + 1) \partial_E \delta_{\ell} e^{2i\delta_{\ell}} P_{\ell}(\cos \theta)}{\sum_{\ell} (2\ell + 1) e^{2i\delta_{\ell}} P_{\ell}(\cos \theta)} \quad (58)$$

In the case when the phase shift  $\delta_{\ell}$  varies slowly with  $\ell$ , a stationary phase approximation of these sums is meaningful. We recall that [20]

$$\Theta(J) = 2\partial_{\ell} \delta_{\ell}^{\text{WKB}}, \quad (59)$$

with  $\Theta(J)$  the classical scattering angle at angular momentum  $J$ . It is here defined as  $\Theta := \lim_{t \rightarrow \infty} (\pi - \vartheta(t))$ , where  $\vartheta(t)$  is continuous (without  $2\pi$  jumps) and denotes the angle w.r.t. the incidence axis at time  $t$  (so that  $\lim_{t \rightarrow -\infty} \vartheta(t) = 0$ ), see Figure 4. In particular, for a repulsive potential, we have  $0 < \Theta < \pi$ , while for an attractive potential, we have  $-\pi < \Theta < 0$  for trajectories which do not self-intersect, see Figure 4. For trajectories that “wind around” the origin (and thus self-intersect),  $\Theta$  can take values smaller than  $-\pi$ . Hence, the relation to the proper scattering angle  $\theta$  is  $\theta = |\Theta| \bmod \pi$ . Furthermore, we recall the large  $\ell$  asymptotic

$$P_{\ell}(\cos \theta) \sim \frac{2}{\sqrt{2\pi\ell \sin \theta}} \cos \left( J\theta - \frac{\pi}{4} \right) \quad (60)$$

of the Legendre polynomials. Using (59) and (60), replacing the sums in (58) by integrals and using a stationary phase approximation (as in [20], Section 18.2.2, for example), one finds that the sums in (58) are dominated by the angular momenta  $J$  for which  $\theta = \pm \Theta(J) \bmod 2\pi$  ( $\theta$  is



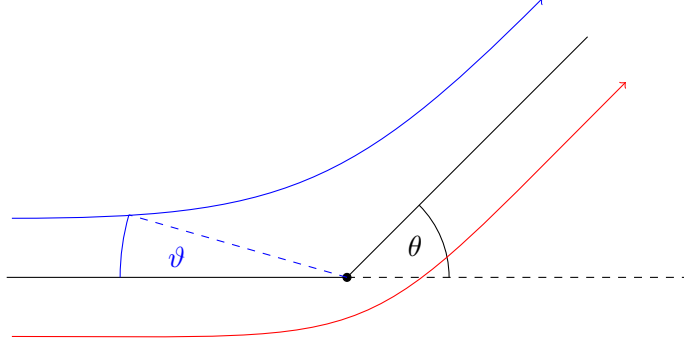


Figure 4: Illustration of the scattering angle  $\Theta$ . For the blue trajectory,  $0 < \Theta < \pi$ , while for the red trajectory  $-\pi < \Theta < 0$ .

determined modulo  $2\pi$ , as in the sums in (58) one may insert a factor  $e^{2\pi i n \ell}$  without changing the result). In case there is only one such  $J$ , one obtains

$$\partial_E \arg A \simeq 2\partial_E \delta_\ell^{\text{WKB}}, \quad (61)$$

where  $\ell = J - \frac{1}{2}$ , which also establishes the relation of the angular time delay and the Eisenbud-Wigner time delay (1). By the argument given above, this corresponds to the classical time delay. If several angular momenta  $J$  contribute to scattering at angle  $\theta$ , then interferences may be relevant, so that the result is in general not simply the weighted sum of the classical time delays of the contributing angular momenta (see also the related discussion for the differential cross section in Section 18.2.2 of [20]).

To determine the space shift in the WKB approximation, we may use the relation

$$\partial_\theta P_\ell(\cos \theta) = (\ell + 1) \left( \frac{1}{\sin \theta} P_{\ell+1}(\cos \theta) - \frac{\cos \theta}{\sin^2 \theta} P_\ell(\cos \theta) \right). \quad (62)$$

Assuming again that only a single angular momentum  $J$  contributes (classically) to scattering at scattering angle  $\theta$ , one finds, using (60), in a stationary phase approximation,

$$\frac{\partial_\theta A}{A} \sim \sqrt{\ell(\ell+1)} \frac{e^{\mp i\theta}}{\sin \theta} - (\ell+1) \frac{\cos \theta}{\sin^2 \theta}, \quad (63)$$

where the negative sign in the exponent applies to the case where  $\theta = \Theta \bmod 2\pi$ , while the positive sign applies to the case  $\theta = -\Theta \bmod 2\pi$ . Hence, we obtain for the signed magnitude (54) of the space shift, taking into account  $\sqrt{\ell(\ell+1)} = J + \mathcal{O}(\ell^{-1})$ ,

$$b \simeq \pm \frac{J}{k} \quad \text{for} \quad \theta = \pm \Theta \bmod 2\pi. \quad (64)$$

Its modulus is thus the classical impact parameter, as expected. Also the sign is as expected. For example, the red curve in Figure 4, for which  $\theta = -\Theta$ , corresponds to the case sketched in Figure 3, i.e., following the trajectory of the outgoing particle backwards, one passes around the origin. As already discussed for the case sketched in Figure 3, we have negative  $b$ , consistent with the above.

## 7 Application to the hard sphere

In Section 4, we already introduced the hard sphere. In particular, we derived the phase shifts  $\delta_\ell$ , cf. (43), from which the scattering amplitude (44) can be determined. It is then rather



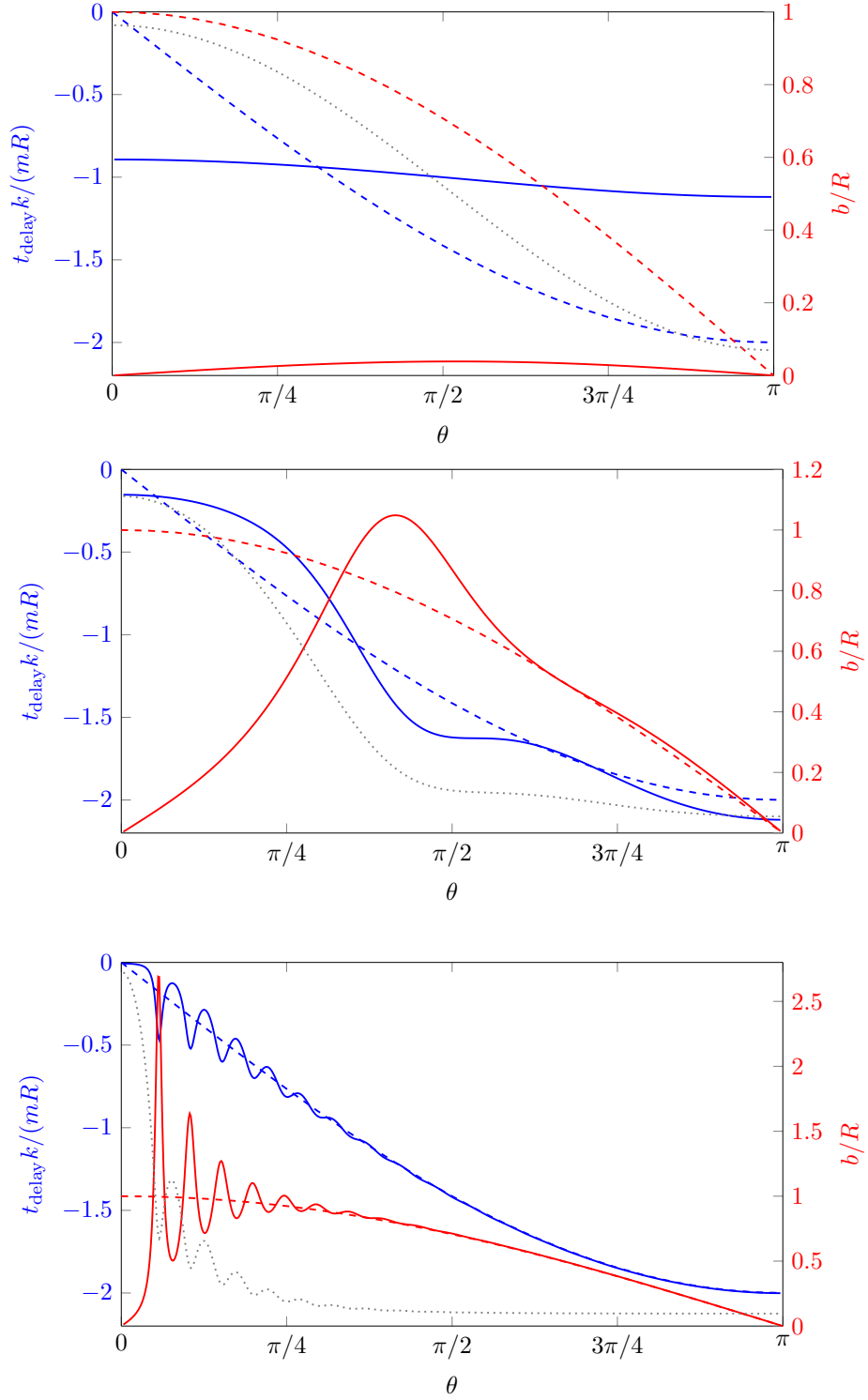


Figure 5: Time delay (blue) and the space shift (red) as a function of the scattering angle for scattering at a hard sphere for  $kR = 0.2$ ,  $kR = 2$ , and  $kR = 20$ . Note that the time delays were multiplied with  $k$  so that the same scale for the time delay can be used in all cases. The blue and red dashed lines show the classical time delay (42) and space shift (55). Also indicated (dotted gray) is the differential cross section on a logarithmic scale (not shown).



straightforward to evaluate time delay and space shift.<sup>7</sup> Results for different values of  $kR$ , i.e., different wavelengths, are shown in Figure 5. We see that for large wavelength,  $kR < 1$ , the time delay is essentially angle-independent and the space shift very small, as expected for  $s$  wave dominated scattering. In particular, both deviate substantially from the classical results, as to be expected in this deep quantum regime. Going to shorter wavelengths, both the time-delay and the space shift approach the classical behaviour, with oscillations (at small angles) that are in phase with the oscillations of the differential cross section (shown as the dotted gray curve on a logarithmic scale). This can be understood intuitively: Assuming an essentially constant velocity of the scattering amplitude  $A(\theta, E)$  in the complex plane (as a function of the energy and the scattering angle), one expects that the “angular velocity” in the complex plane (either w.r.t. variation of  $E$  or  $\theta$ ), i.e., the time delay or the space shift, to become locally extremal when the scattering amplitude passes close to the origin. For the time delay, this behaviour was also discussed in [12]. We also note that maxima in the space shift correspond to minima in the time delay. This is naively to be expected, as a positive space shift classically corresponds to a “short cut” from the source to the detector, such as in the blue curve in Figure 4.

The fact that in the short wavelength regime ( $kR \gg 1$ ) and at small angles  $\theta$  (i.e., in the forward diffraction region) the time delay and the space shift oscillate around the classical result (with the maximum of the space shift being several times greater than the radius of the scattering sphere) raises the question whether this effect could be in principle observable. A practical difficulty is certainly that the most pronounced extrema occur at the local minima of the differential cross section, so the flux at the corresponding angles will be comparatively small. But there are also limitations arising from the uncertainty principle. Let us discuss this for the example of the space shift. As explained above, the space shift could be determined by measuring the angular component (proportional to  $\mathbf{e}_\theta$ ) of the momentum of an outgoing particle at scattering angle  $\theta$  and distance  $r$ , related to the angle  $\alpha$  and the space shift  $b$  by  $p_\theta = k\alpha = -kb/r$ . In order to measure such a momentum, the resolution  $\Delta p_\theta$  of the detector should be smaller, i.e.,  $\Delta p_\theta \lesssim k|b|/r$ . By the uncertainty principle, this corresponds to an angular width of the detector of  $\Delta\theta \gtrsim 1/(2r\Delta p_\theta) \gtrsim 1/(2k|b|)$ . For the peaks in the space shift to be detectable, this angular width must not be greater than the width of the peaks. For the case  $kR = 20$  and the most pronounced peak of the space shift, we have  $b \simeq 2.7R$  and a width  $\Delta\theta_{\text{peak}} \simeq 0.03$  (corresponding to fall-off to half the peak height).<sup>8</sup> For the minimal angular width of the detector, we thus obtain  $\Delta\theta \gtrsim 0.01$ , which is of the same order of magnitude as the width of the peak, but can still be accommodated within. The relation becomes even better for higher energy, as the peak width approximately scales as  $k^{-1}$ , but the peak height also grows. For example, at  $kR = 50$ , we have  $b \simeq 4.5R$ , corresponding to  $\Delta\theta \gtrsim 0.002$ , and a peak width  $\Delta\theta_{\text{peak}} \simeq 0.01$ . Hence, we conclude that the peaks of the space shift in the forward diffraction pattern should in principle be observable.

A similar reasoning can be applied to the peaks (in negative direction) of the angular time delay. It is now the time-energy uncertainty relation  $\Delta t \Delta E \gtrsim \frac{1}{2}$  that limits the observability of the effect, as in order to detect a time delay  $t_{\text{delay}}$ , we should use pulses of duration  $\Delta t \lesssim |t_{\text{delay}}|$ .<sup>9</sup> This means that there must be a spread  $\Delta E \gtrsim 1/(2|t_{\text{delay}}|)$  in energy. If the width  $\Delta E_{\text{peak}}$  in energy of peak in  $t_{\text{delay}}$  is now smaller than this spread, the effect is “washed out” and thus

<sup>7</sup>A plot for the angular time delay in the (not too) short wavelength regime was already shown in [12].

<sup>8</sup>In case one performs relative measurements (for example by comparing the space shifts at different angles, or for different energies), it should rather be the height and width of the peak w.r.t. the adjacent minima which are relevant. However, as the minima adjacent to the first peak are (close to) zero, this would not substantially alter the conclusions of our discussion.

<sup>9</sup>In this discussion, we neglect the spreading of the wave packet due to dispersion. In order to circumvent this further difficulty, it seems to be advantageous to consider analogous situations in optics, in case one intends to actually verify the effect experimentally.



unobservable. The first “downward” peak of  $t_{\text{delay}}$  for  $kR = 20$ , shown in the third plot of Fig. 5, has height  $|t_{\text{delay}}| \simeq 0.02mR^2$ , corresponding to  $\Delta E \gtrsim 25/(mR^2)$ . For the width of the peak (at fixed  $\theta$ , as a function of the energy), one finds  $\Delta E_{\text{peak}}^E \simeq 80/(mR^2)$ . Again, it seems that the peak in the angular time delay should in principle be observable.

## 8 Conclusion

Using the concept of the time of occurrence of an event [1], we re-derived the angular time delay (2) of [2]. In particular, we clarified the choice of a reference dynamics (scattering at a point) w.r.t. which the angular time delay is defined. We also re-derived by elementary means (using the probability current instead of a wave packet) the space shift (49) of [2]. We showed that in the WKB approximation, the expressions reduce to their classical counterparts, at least if only a single trajectory contributes to scattering to a given angle  $\theta$  in the classical case. We applied the concepts to the example of the hard sphere and found (as expected) essentially angle independent time delay and space shift in the deep quantum (s wave dominated) regime. We also saw convergence to the classical results in the short wavelength regime at large scattering angle, but observed pronounced oscillations (with the angle) of time delay and space shift in the forward diffraction region. We argued that these oscillations should be in principle observable.

As for future developments, one might, on the conceptual side, consider generalizations to relativistic scattering theory. Regarding applications, we saw in the example of scattering at the hard sphere that there are strong variations (with the scattering angle) of time delay and space shift in the forward diffraction region (in particular pronounced peaks at the local minima of the differential cross section, i.e., the “dark” areas in the diffraction pattern). We argued that these should be in principle observable. It is plausible that a similar effect occurs in optical diffraction (at a single slit, for example), which may pave the way for experimental conformation.

## References

- [1] R. Brunetti and K. Fredenhagen, Time of occurrence observable in quantum mechanics, Phys. Rev. A66 (2002) 044101, [arXiv:quant-ph/0103144].
- [2] M. Froissart, M. Goldberger and K. Watson, Spatial separation of events in S-matrix theory, Phys. Rev. 131 (1963) 2820.
- [3] J.G. Muga, R. Sala Mayato and I.L. Egusquiza, Time in Quantum Mechanics, 2 ed. (Springer, 2008).
- [4] L. Eisenbud, Ph.D. thesis (unpublished), as cited by E.P. Wigner, Phys. Rev. 98 (1955) 145, PhD thesis, Princeton, 1948.
- [5] E.P. Wigner, Lower limit for the energy derivative of the scattering phase shift, Phys. Rev. 98 (1955) 145.
- [6] M.L. Goldberger and K.M. Watson, Concerning the notion of ‘time interval’ in S-matrix theory, Phys. Rev. 127 (1962) 2284.
- [7] M. Schultze et al., Delay in photoemission, Science 328 (2010) 1658.
- [8] J. Dahlström, A. L’Huillier and A. Maquet, Introduction to attosecond delays in photoionization, J. Phys. B 45 (2012) 183001.
- [9] J. Wätzel et al., Angular resolved time delay in photoemission, J. Phys. B 48 (2014) 025602.



- [10] S. Heuser et al., Angular dependence of photoemission time delay in helium, *Phys. Rev. A* 94 (2016) 063409.
- [11] I. Ivanov and A. Kheifets, Angle-dependent time delay in two-color XUV+ IR photoemission of He and Ne, *Phys. Rev. A* 96 (2017) 013408.
- [12] S.D. Chao and R.T. Skodje, Time delay as a tool to identify the signatures of reactive resonance: F+HD and F+H<sub>2</sub> reactions, *J. Chem. Phys.* 119 (2003) 1462.
- [13] C. de Rham, A.J. Tolley and J. Zhang, Causality Constraints on Gravitational Effective Field Theories, *Phys. Rev. Lett.* 128 (2022) 131102, [arXiv:2112.05054].
- [14] H. Nussenzveig, Time delay in quantum scattering, *Phys. Rev. D* 6 (1972) 1534.
- [15] J. Kijowski, On the time operator in quantum mechanics and the Heisenberg uncertainty relation for energy and time, *Rep. Math. Phys.* 6 (1974) 361.
- [16] J.G. Muga and C.R. Leavens, Arrival time in quantum mechanics, *Phys. Rept.* 338 (2000) 353.
- [17] A. Ruschhaupt, J.G. Muga and G.C. Hegerfeldt, Detector models for the quantum time of arrival, *Time in Quantum Mechanics - Vol. 2*, edited by G. Muga, A. Ruschhaupt and A. del Campo, pp. 65–96, Springer, 2009.
- [18] H. Nussenzveig, Causality in nonrelativistic quantum scattering, *Phys. Rev.* 177 (1969) 1848.
- [19] C.A. de Carvalho and H.M. Nussenzveig, Time delay, *Phys. Rept.* 364 (2002) 83.
- [20] R.G. Newton, *Scattering theory of waves and particles*, 2 ed. (Springer, 1982).
- [21] R.E. Langer, On the Connection Formulas and the Solutions of the Wave Equation, *Phys. Rev.* 51 (1937) 669.