
LEARNING TO ADVISE HUMANS IN HIGH-STAKES SETTINGS

Nicholas Wolczynski
University of Texas at Austin
nicholas@mcombs.utexas.edu

Maytal Saar-Tsechansky *
University of Texas at Austin
maytal@mail.utexas.edu

Tong Wang *
University of Iowa
tong-wang@uiowa.edu

ABSTRACT

Expert decision-makers (DMs) in high-stakes AI-assisted decision-making (AIaDM) settings receive and reconcile recommendations from AI systems before making their final decisions. We identify distinct properties of these settings which are key to developing AIaDM models that effectively benefit team performance. First, DMs incur *reconciliation costs* from exerting decision-making resources (e.g., time and effort) when reconciling AI recommendations that contradict their own judgment. Second, DMs in AIaDM settings exhibit *algorithm discretion behavior* (ADB), i.e., an idiosyncratic tendency to imperfectly accept or reject algorithmic recommendations for any given decision task. The human’s reconciliation costs and imperfect discretion behavior introduce the need to develop AI systems which (1) provide recommendations selectively, (2) leverage the human partner’s ADB to maximize the team’s decision accuracy while regularizing for reconciliation costs, and (3) are inherently interpretable. We refer to the task of developing AI to advise humans in AIaDM settings as *learning to advise* and we address this task by first introducing the AI-assisted Team (AIaT)-Learning Framework. We instantiate our framework to develop TeamRules (TR): an algorithm that produces rule-based models and recommendations for AIaDM settings. TR is optimized to selectively advise a human and to trade-off *reconciliation costs* and *team accuracy* for a given environment by leveraging the human partner’s ADB. Evaluations on synthetic and real-world benchmark datasets with a variety of simulated human accuracy and discretion behaviors show that TR robustly improves the team’s objective across settings over interpretable, rule-based alternatives.

1 Introduction

Advances in machine learning performance and interpretability across domains have brought about a growing focus on human-AI (HAI) systems to enhance human decision-making [Cai *et al.*, 2019; Soares and Angelov, 2019; Green and Chen, 2021; Basu *et al.*, 2021; Lebovitz *et al.*, 2022]. Most prior work that developed AI methods for human-AI teams focused on settings where the AI can either make all decisions autonomously or can decide to defer to the human for some tasks [Madras *et al.*, 2018; Gao *et al.*, 2021; Keswani *et al.*, 2021]. In this work, we consider the task of *learning to advise* in *high-stakes* AI-assisted decision making (AIaDM) settings where the human must act as the *final decision-maker* (DM) for all instances. In such settings, the AI does not undertake any decisions autonomously; rather, the AI may only advise the human on some or all instances. The task of learning to advise has proved challenging in practice, and existing AI systems often do not significantly improve teams’ final decisions in high-stakes AIaDM settings [Green and Chen, 2019a; Lebovitz *et al.*, 2022; Green and Chen, 2021].

In this work, we first outline key properties of AIaDM contexts that pose challenges to team performance and then propose an AIaDM method that addresses them. In particular, prior work that closely studied experts advised by AI in high-stakes settings highlights that experts incur costs from exerting time and effort to reconcile AI recommendations that contradict their own initial judgment [Lebovitz *et al.*, 2022]. Consequently, DMs in AIaDM settings incur costs

*Equal contribution

when the AI system *takes action* and offers recommendations that contradict the DMs’ initial judgments. Each DM in a given context has a tolerance for additional reconciliation costs, and when the effort required to reconcile contradicting advice is excessive given their tolerance, DMs may ignore beneficial advice or disengage with the AI entirely [Lebovitz *et al.*, 2022]. Second, DMs exhibit imperfect *algorithm discretion behavior* (ADB), i.e., an idiosyncratic tendency to imperfectly accept or reject algorithmic recommendations for any given decision task. Bansal *et al.* [2021a] demonstrate that AI can improve *team* performance in AIaDM settings when the human DM optimally reconciles algorithmic recommendations. However, prior work has established that humans’ discretion towards algorithmic recommendations is unlikely to always be optimal, to the detriment of the team [Dietvorst *et al.*, 2015; Green and Chen, 2019b,c; Chiang and Yin, 2021; Bansal *et al.*, 2021b; Zhang *et al.*, 2022]. Thus, how AI can best improve team performance in the presence of sup-optimal human discretion remains an open problem. Finally, high-stakes AIaDM settings also require AI recommendations that are inherently interpretable [Vellido, 2020; Chiang and Yin, 2021]². Interpretable advice allows experts to reason about and justify the AI-advised decisions that contradict their initial judgment and to edit the patterns underlying the recommendations [Caruana *et al.*, 2015; Balagopal *et al.*, 2021].

To overcome the challenges posed by high-stakes AIaDM properties, AIaDM systems must offer complementary advice that can effectively enhance the team’s performance given any human’s arbitrary and imperfect ADB, decision-making ability, and tolerance for incurring reconciliation costs, while also producing inherently interpretable advice that experts can establish the reasoning for. We first propose that AIaDM systems make recommendations *selectively*, not only when the AI is likely to be more accurate than the human, but also when the expected benefit to decision-making outweighs the costs incurred from the human’s reconciliation of contradictory AI advice. Importantly, the cost-effectiveness of advice is also informed by the human’s discretion behavior, namely, the likelihood of the human accepting the advice. Second, we provide theoretical justification for the potential benefits of leveraging the human’s ADB, and we empirically show that AIaDM systems can improve team outcomes by simultaneously leveraging the human’s ADB, decision history, and tolerance for reconciliation costs within the AI training objective, allowing for direct optimization over the team’s *final decision*.

We propose a framework and an algorithm to address the challenge of *learning to advise* humans in high-stakes settings. Our framework and algorithm produce a personalized and inherently interpretable rule-based model that provides complementary advice to an individual human DM. Specifically, we make the following contributions:

- We identify and consider three key properties of high-stakes AIaDM settings where an imperfect human DM may be advised by an AI but always undertakes the final decision. The human DM (1) incurs costs from reconciling contradicting algorithmic recommendations, (2) can exhibit imperfect ADB towards the AI’s advice, and (3) requires interpretable explanations to reason about and edit the AI model’s recommendations.
- We propose that methods for high-stakes AIaDM settings can produce complementary advice beneficial to team performance when they: (1) provide recommendations selectively, (2) are informed by the human DM’s algorithm discretion behavior (ADB), decision history, and tolerance for reconciling advice, and (3) are inherently interpretable.
- We develop a framework for learning to advise humans in high-stakes AIaDM settings with the properties above, and, based on our proposed framework, we develop and evaluate the TeamRules (TR) algorithm which generates an inherently interpretable rule-based model designed to complement a human DM by providing selective advice that leverages the human DM’s ADB, decision history, and tolerance for reconciling advice.

We evaluate TR’s performance relative to alternative rule-based methods on three real-world datasets and two synthetic datasets, and when paired with different simulated human behaviors. The results show that TR reliably and effectively leverages the human’s ADB to selectively provide recommendations that improve the team’s objective over alternatives. Additionally, TR can adapt to the partner’s tolerance for incurring additional reconciliation costs by trading away benefits to team decision accuracy for lower reconciliation costs incurred. We empirically demonstrate that our method yields superior team performance relative to benchmarks even under imperfect estimates of the human’s ADB, showcasing the robustness of our method.

2 Related Work

In this section, we review related work on human-AI teams, algorithm discretion, and rule-based interpretable models.

²In some key high-risk and regulated domains, model interpretability is required by law [Doshi-Velez and Kim, 2017; Goodman and Flaxman, 2017]

2.1 Human-AI Teams

Existing literature on human-AI (HAI) teams is broad and considers a variety of perspectives and applications. HAI teams are increasingly deployed for decision-making in a multitude of high-stakes settings, including medicine [Cai *et al.*, 2019; Balagopal *et al.*, 2021] and criminal justice [Soares and Angelov, 2019]. However, AI systems deployed in high-stakes settings often do not lead to complementary team performance that is superior to both the human’s and AI’s standalone performance [Green and Chen, 2019b,c; Lebovitz *et al.*, 2022].

Expert DMs in high-stakes settings make many complex decisions under time constraints. When an AI system offers the DM advice that contradicts their initial judgement, the DM incurs reconciliation costs due to the additional time and effort required to reason about the contradicting recommendation [Lebovitz *et al.*, 2022]. If the AI system over-burdens the DM with excessive reconciliation costs, the DM may begin to disregard the AI advice entirely, gaining no benefit from the AI.

Prior work on HAI teams demonstrated that directly optimizing the team’s objectives is key to producing AI systems that complement human DMs, often by accounting for their decision history [Madras *et al.*, 2018; Bansal *et al.*, 2021a]. Specifically, Bansal *et al.* [2021a] consider a setting in which a DM is assumed to exhibit optimal algorithm discretion behavior, such that the DM always accepts the AI decision if it will lead to a higher expected team outcome, and rejects otherwise. However, humans’ discretion of algorithmic recommendations is not always optimal [Chiang and Yin, 2021; Dietvorst *et al.*, 2015; Castelo *et al.*, 2019], and, thus, how AI can best improve team performance in the presence of arbitrary and sup-optimal human discretion behavior is an open problem that we aim to address. In this work we propose that AI systems designed for AIaDM settings should effectively complement humans exhibiting *arbitrary* ADB; we propose how a human’s arbitrary ADB can be brought to bear and demonstrate the subsequent potential benefits to the team’s performance.

We note that the AIaDM setting is distinct from the HAI team *deferral* setting in which the AI system can make decisions autonomously, without human involvement, but may defer to the human on some decisions [Madras *et al.*, 2018; Wang and Saar-Tsechansky, 2020; Wilder *et al.*, 2021; Keswani *et al.*, 2021; Gao *et al.*, 2021; Bondi *et al.*, 2022]. Methods developed for the deferral setting do not need to address the human’s discretion behavior and costs of reconciling contradictory advice to improve and evaluate the team’s performance.

2.2 Algorithm Discretion

The term *algorithm aversion* was proposed to characterize humans’ tendency to avoid relying on an algorithmic recommendation in favor of human judgment, even when the algorithm’s performance is superior [Dietvorst *et al.*, 2015; Castelo *et al.*, 2019]. However, a human’s reconciliation of algorithmic recommendation can also exhibit over-reliance on these recommendations [Logg *et al.*, 2019; Mahmud *et al.*, 2022], or be based on an adequate judgment of relevant factors [Kim *et al.*, 2020; Jussupow *et al.*, 2020]. Consequently, in this work, we use the term *Algorithm Discretion* to refer to the human’s arbitrary and idiosyncratic pattern to accept or reject algorithmic recommendations for any given decision instance. Existing work has demonstrated that algorithm discretion behavior is predictable and is largely a function of human self-confidence in their own decisions [Chong *et al.*, 2022; Wang *et al.*, 2022a]. Our method models and aims to leverage a human’s arbitrary algorithm discretion behavior to improve human-AI team performance.

2.3 Rule-Based Models

Rule-based models are inherently interpretable and easy to understand because they take the form of sparse decision lists, consisting of a series of if... then statements [Yildiz, 2014; Rudin, 2019; Wang *et al.*, 2021; Wang, 2018]. This model form offers an inherent reason for every prediction-based recommendation [Letham *et al.*, 2015], and rule-based models are widely recognized as one of the most intuitively understandable models for their transparent inner structures and good model expressivity [Rudin, 2019; Wang *et al.*, 2021]. In many high-stakes domains, experts require interpretability to vet on the reasoning underlying the model’s predictions [Caruana *et al.*, 2015]. Additionally, AIaDM systems yield more productive outcomes when experts can directly edit the patterns underlying the recommendations, so as to reflect the knowledge that the AI cannot otherwise learn [Caruana *et al.*, 2015; Balagopal *et al.*, 2021; Wang *et al.*, 2022b]. Consequently, in this work, we provide an inherently interpretable, rule-based approach.

The method we introduce in this paper builds on the H_YRS method [Wang, 2019] originally proposed to offer partial interpretability for black-box models. H_YRS is an extension of the Bayesian Rule Sets (BRS) method [Wang *et al.*, 2017] for creating rule set classifiers. While these works do not consider the problem of advising a human, we adapted the H_YRS and BRS methods as benchmarks to evaluate the benefits of leveraging ADB and considering reconciliation costs within a class of methods.

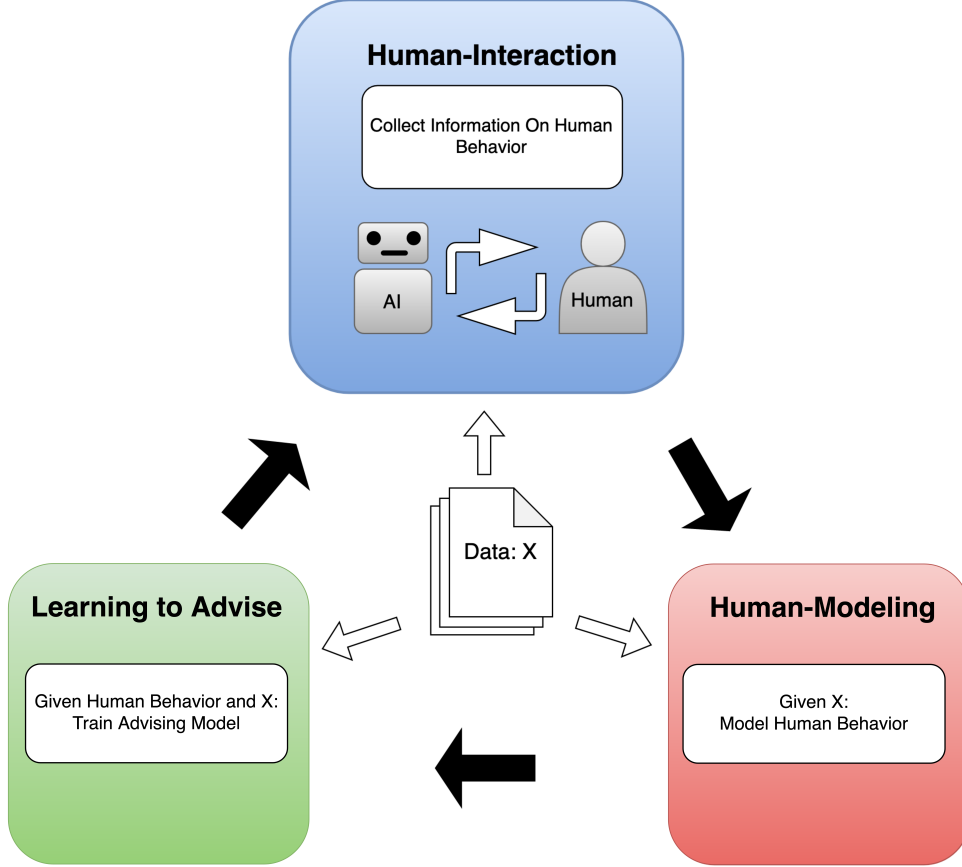


Figure 1: AI-assisted Team-Learning Framework

3 Leveraging Human Behavior

We propose the AI-assisted Team (AIaT)-Learning Framework, shown in Figure 1. This framework includes three iterative phases that can be implemented in practice to develop HAI-team models that leverage a DMs behavior to benefit the team’s performance. We first provide theoretical motivation for the potential benefits of leveraging ADB along with decision history and follow with a discussion on the phases of the AIaT-Learning framework.

3.1 Theoretical Motivation

We provide theoretical motivation for the potential benefits of leveraging ADB to improve team performance defined by an arbitrary loss function. Let \mathcal{X} be the set of possible examples with labels $\mathcal{Y} = \{0, 1\}$, where $\mathcal{X} \times \mathcal{Y} \sim \mathcal{D}$. We define a human’s ADB as their tendency to accept or reject algorithmic recommendations for arbitrary decision instances and feature values thereof. The human’s ADB can be expressed as the probability $p(a|x)$ that the human would accept a contradicting recommendation for any given decision task defined by a feature vector x . The event of accepting a contradicting recommendation is defined by the binary indicator variable a .

The overarching goal of our machine learning task is to learn a classifier $c^* : \mathcal{X} \rightarrow \mathcal{Y}$, where $c^* \in \mathcal{C}$ is selected by minimizing the expected loss $\mathcal{L}(y, c(x))$ as follows:

$$c^* = \min_{c \in \mathcal{C}} [\mathbb{E}_{x, y \sim \mathcal{D}} (\mathcal{L}(y, c(x)))] \tag{1}$$

However, for every instance defined by x , the classifier’s recommendation $c(x)$ may get rejected by the human decision maker with probability $1 - p(a|x)$. When a human rejects the classifier’s recommendation, the classifier’s recommendation $c(x)$ is replaced by the human’s initial decision on the task h . We can thus obtain a classifier $c' \in \mathcal{C}$ by minimizing the loss from the final team decision:

$$\begin{aligned}
 c' &= \min_{c \in \mathcal{C}} [\mathbb{E}_{x,y \sim \mathcal{D}} (p(a|x)\mathcal{L}(y, c(x)) \\
 &\quad + (1 - p(a|x))\mathcal{L}(y, h))] \\
 &= \min_{c \in \mathcal{C}} [\mathbb{E}_{x,y \sim \mathcal{D}} (p(a|x)\mathcal{L}(y, c(x))] \\
 &\quad + \mathbb{E}_{x,y \sim \mathcal{D}} ((1 - p(a|x))\mathcal{L}(y, h)) \\
 &= \min_{c \in \mathcal{C}} [\mathbb{E}_{x,y \sim \mathcal{D}} (p(a|x)\mathcal{L}(y, c(x))] \tag{2}
 \end{aligned}$$

In the above equation, we drop $\mathbb{E}_{x,y \sim \mathcal{D}}((1 - p(a|x))\mathcal{L}(y, h))$ because it does not vary with choice of classifier $c \in \mathcal{C}$. By definition:

$$\mathbb{E}_{x,y \sim \mathcal{D}} (p(a|x)\mathcal{L}(y, c'(x))) \leq \mathbb{E}_{x,y \sim \mathcal{D}} (p(a|x)\mathcal{L}(y, c^*(x))) \tag{3}$$

The above inequality demonstrates that c' is a superior classifier in expectation because it directly minimizes expected loss over the instances that the human decision-maker would accept.

In practice, however, the human partner’s ADB is unknown, and must be learned. We discuss how to obtain an estimate $\hat{p}(a|x)$ in the next section.

3.2 AI-assisted Team (AIaT)-Learning Framework

Our AIaT-Learning framework consists of three phases. The *Human Interaction Phase* serves as the data acquisition step during which we obtain information on the human partner’s decisions and ADB. Given training data $\{X, Y\}$, we conduct two tasks involving the human. First, either historical data of the human’s past decisions is obtained, or, in the absence of such history, the human records their decisions for a set of training instances; We refer to the resulting vector of the human’s decisions as H . The second task involves acquiring data and modeling the human’s ADB. Prior work established how a human’s ADB can be predicted [Wang *et al.*, 2022a; Chong *et al.*, 2022]. In particular, prior work has found that a human’s inherent self-reported confidence in their own decision, prior to receiving an algorithmic recommendation, is predictive of their ADB [Wang *et al.*, 2022a; Chong *et al.*, 2022]. In general, the greater the human’s confidence in their own initial decision, the less likely they are to accept a contradictory algorithmic recommendation, independently of their confidence in the AI or the AI’s explanation³. Thus, the human-interaction phase includes the acquisition of the DM’s confidence in each of their decisions, denoted by vector C , for all training instances X . Additionally, following prior work on learning human’s ADB [Wang *et al.*, 2022a; Chong *et al.*, 2022], the human’s decisions to accept or reject recommendations, denoted by A , are recorded whenever the human is presented with AI advice that contradicts their initial judgement.

In the *Human-Modeling Phase*, the data acquired in the preceding steps is used to learn the *discretion model* of the human partner’s ADB. Specifically, as discussed above, prior work has established that humans’ discretion outcomes are predictable given the human’s confidence in their own decisions [Wang *et al.*, 2022a; Chong *et al.*, 2022]. Given that prior work established how to learn a mapping onto the human’s discretion behavior, forming $\hat{p}(a|c, x)$, in this work we propose how this discretion behavior can be brought to bear towards learning to advise humans, so as to study its potential benefits. We leave the focus of developing superior discretion data acquisition and discretion model methods to future work, and we discuss related challenges in the Future Work section. For brevity, henceforth we denote $p(a|c, x)$ and $\hat{p}(a|c, x)$ as $p(a)$ and $\hat{p}(a)$, respectively. Additionally, our approach also brings to bear the human’s decision behavior with respect to the underlying decision task, so as to complement the human’s decision-making. In principle, this behavior can be directly observed in the historical data, as well as during deployment. In contexts where the human’s decisions cannot be observed for all training instances in X , a model $\hat{h}(x)$ can be learned to infer the human’s decisions (e.g., [Bansal *et al.*, 2021b],[Madras *et al.*, 2018]).

Finally, given training data $D = \{X, Y, H, \hat{p}(a)\}$, the *Learning to Advise Phase* corresponds to simultaneously learning *when* to advise the human and *what* interpretable advice to offer by leveraging the human’s decision history, discretion model, and tolerance for reconciliation costs, with the goal of optimizing the overall HAI team’s performance. Our goal also entails defining the *team performance* objective and metric that can reflect any given decision-making context. Next, we develop an algorithm for Learning to Advise.

³One may consider that the human’s ADB may be predicted exclusively from their decision history, given this history can predict their decision accuracy for a given instance. However, DMs’ confidence, i.e., their assessment of their own accuracy, while shown to be predictive of their ADB, is rarely well-calibrated with respect to their true accuracy [Klayman *et al.*, 1999; Green and Chen, 2019b].

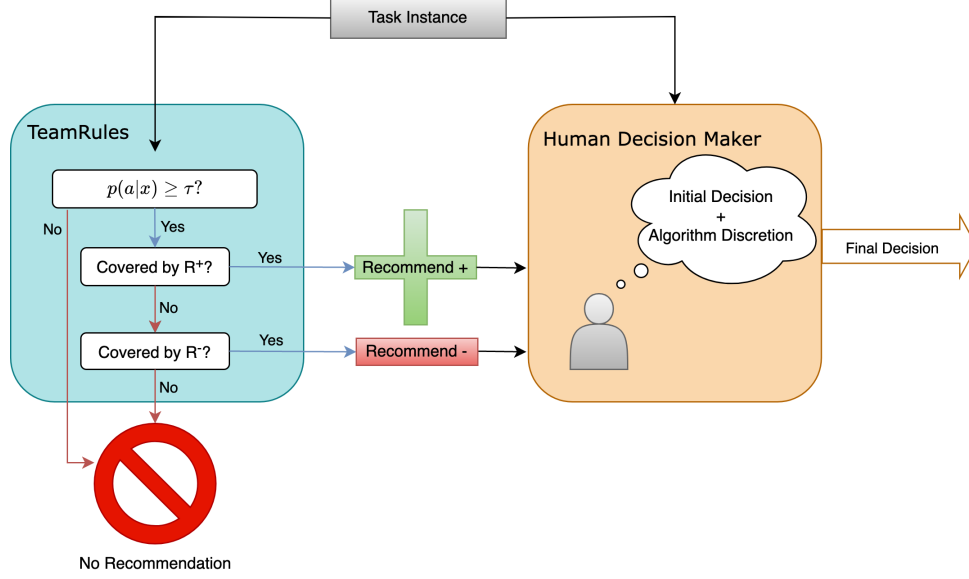


Figure 2: TeamRules + Human Partner Decision Process in AI-advised Decision-Making (AIaDM) Setting

4 Learning-to-Advise Algorithm

Here we develop TeamRules (TR), a rule-based algorithm which offers advice to a human decision-maker in the form of inherently interpretable rules. TR simultaneously learns *when* to offer advice and *what* advice to offer by leveraging the human’s decision history, discretion model, and tolerance for reconciliation costs, so as to optimize the team’s performance. We begin with a formal definition of key terminology:

Definition 1 (Rule) A rule r is a logical expression made of conditional statements about a subset of feature values. r covers an example x_i , denoted as $\mathbb{C}(r, x_i) = 1$, if the logical expression evaluates to true given x_i .

Definition 2 (Rule Set) A rule set R is a collection of rules. R covers an example x_i , denoted $\mathbb{C}(R, x_i) = \mathbb{1}\{\sum_{r \in R} \mathbb{C}(r, x_i) \geq 1\}$, if at least one rule r in R covers x_i .

Figure 2 illustrates the team’s decision process in deployment when TR is paired with a human to produce decisions. TR takes as input the set of augmented instances $D = \{x_i, y_i, h_i, p(a_i)\}_{i=1}^n$, and then generates a set of positive and negative rules denoted R^+ and R^- , respectively, which predict \hat{y}_i for instance i . For any given decision instance, TR provides a decision recommendation to the human if the instance is *covered* by its rule set and if the advice for the instance is likely to be accepted according to the discretion model $\hat{p}(a)$, i.e., if $\hat{p}(a|x) \geq \tau = 0.5$; otherwise, TR does not advise the human on the corresponding decision instance.

The TR decision-making process in training is specified as follows:

$$\begin{aligned}
 &\mathbf{if} : \mathbb{C}(R^+, x_i), \text{ then } \hat{y}_i = 1 \\
 &\mathbf{elif} : \mathbb{C}(R^-, x_i), \text{ then } \hat{y}_i = 0 \\
 &\mathbf{else} : \text{provide no recommendation (use } h_i)
 \end{aligned} \tag{4}$$

The Team Loss objective is given by $\mathcal{L}(D, R)$:

$$\begin{aligned}
 \mathcal{L}(D, R) &= \ell(D, R) + \omega(D, R) \\
 &= \sum_{i=1}^n [p(a_i) \mathbb{1}(y_i \neq \hat{y}_i) + \alpha \mathbb{1}(\hat{y}_i \neq h_i)]
 \end{aligned} \tag{5}$$

Where \hat{y}_i is the HAI team’s decision, produced by the decision process given in Eq. 4, $\ell(D, R) = \sum_{i=1}^n [p(a_i) \mathbb{1}(y_i \neq \hat{y}_i)]$ is the expected (discretion-adjusted) team decision loss, $\omega(D, R) = \alpha \sum_{i=1}^n \mathbb{1}(\hat{y}_i \neq h_i)$ is the total reconciliation

Algorithm 1 TeamRules

```

1: Input:  $D$ 
2: Parameters:  $T, \alpha, C_0, \beta_0, \beta_1, \beta_2, q$ 
3:  $\Gamma^+ \leftarrow$  RF-Generated Positive Candidate Rule Set
4:  $\Gamma^- \leftarrow$  RF-Generated Negative Candidate Rule Set
5:  $R_0 \leftarrow \emptyset$ 
6:  $R^* \leftarrow R_0$ 
7: for  $t = 1 \dots T$  do
8:    $R_t \leftarrow R_{t-1}$ 
9:   for  $i = 0 \dots n$  do
10:     $\phi_i \leftarrow \mathcal{L}(x_i, R_t)$   $\triangleright \mathcal{L}$  defined in Eq. 5
11:     $\epsilon \leftarrow \text{sample}(i|\phi)$   $\triangleright$  Sample an instance. The likelihood of selecting instance  $i$  is proportional to  $\phi_i$ .
12:    if  $\mathbb{C}(R_{t-1}, x_\epsilon)$  and  $(\hat{y}_\epsilon \neq y_\epsilon)$  or  $(h_\epsilon \neq \hat{y}_\epsilon)$  then
13:      if  $(y_\epsilon = 0)$  then
14:         $R_t \leftarrow$  cut rule from  $R_t^+$  that covers  $x_\epsilon$ 
15:      else
16:        if  $\text{randint}(0, 1)$  then
17:           $R_t \leftarrow$  add rule to  $R_t^+$  to cover  $x_\epsilon$ 
18:        else
19:           $R_t \leftarrow$  cut rule from  $R_t^-$  that covers  $x_\epsilon$ 
20:      else
21:         $R_t \leftarrow$  add rule to  $R_{t-1}^{\text{sign}(y_\epsilon)}$ 
22:      if  $\mathcal{L}(D, R_t) < \mathcal{L}(D, R_{t-1})$  then
23:         $R^* \leftarrow R_t$ 
24:      if  $\exp\left(\frac{\mathcal{L}(D, R_{t-1}) - \mathcal{L}(D, R_t)}{C_0^{\frac{t}{T}}}\right) \leq \text{random}()$  then
25:         $R_t \leftarrow R_{t-1}$ 
26: Output:  $R^*$ 

```

cost, where α reflects the human partner’s reconciliation cost incurred from reconciling a single contradictory recommendation. Note that α reflects the human’s cost of reconciling a contradictory recommendation relative to the cost of an incorrect decision. In Appendix A we include a detailed formulation of the objective which does not reference Eq. 4.

Intuitively, $\ell(D, R)$ allows our method to prioritize recommendations that are more likely to be accepted by the human because the training instances are weighted by the likelihood with which they will get accepted. By penalizing contradictions, $\omega(D, R)$ allows our method to reflect the context-specific (e.g., the human DM’s) tolerance to incurring additional reconciliation costs for superior team decision accuracy. An $\alpha = 0$ indicates that recommendations which contradict the human’s judgment can be provided to the human if there is any chance they will decrease team decision loss with no regard for the reconciliation burden placed on the human partner. Larger values of α indicate the human is less tolerant of contradictions to benefit the team’s decisions; thus, recommendations ought to be provided more *selectively*. Finally, at $\alpha = 1$, our model should provide no recommendations because any improvement in decisions enabled by a recommendation (correcting a mistake) is offset by the cost incurred by the human’s reconciliation of the AI’s recommendation.

The task of the algorithm is thus to generate from the input data a set of optimal rules R^* , where $R = R^+ \cup R^-$ and $R^* \in \underset{R}{\text{argmin}} \mathcal{L}(D, R)$.

4.1 TeamRules Optimization

We develop an algorithm to construct a TR model that optimizes the team loss objective using a simulated annealing procedure. Simulated annealing is suitable given our discrete space, and has been used successfully in previous rule-based models [Bertsimas and Tsitsiklis, 1993; Wang *et al.*, 2017]. Our algorithm takes as input data D and begins by generating a set of β_0 candidate rules Γ , with maximum rule length β_1 and minimum support of each rule β_2 . Γ represents the complete set of rules from which rules can be selected to optimize the team’s objective. Γ is generated using an off-the-shelf rule mining algorithm, such as FP-growth [Wang, 2019]. Next, the starting solution, R_0 , is set to an empty set of rules, i.e., decisions are undertaken exclusively by the human.

At each iteration t the current rule set R_t is adapted such that the team loss $\mathcal{L}(D, R_t)$, shown in Eq 5, is progressively minimized. First, TR randomly draws a single instance ϵ , such that the probability that an instance is selected is proportional to its contribution to the team’s loss, given by $\mathcal{L}(x_i, R_t)$. Subsequently, the current rule set R_t is adapted to correct the team’s decision for the sampled instance, either by adding or removing rules. Specifically, if ϵ is currently covered by R_t and is incorrectly classified (increasing decision loss) or incurs a reconciliation cost, TR attempts to reduce the team loss either by removing a rule that is covering it incorrectly or by adding a rule that would lead to correct decision. If ϵ is not covered by R_t , an appropriate rule is added to cover the instance. Once R_t has been adapted, if $\mathcal{L}(D, R_t) < \mathcal{L}(D, R_{t-1})$, we set $R^* \leftarrow R_t$. Finally, to encourage exploration, we reset $R_t \leftarrow R_{t-1}$ with probability: $1 - \exp\left(\frac{\mathcal{L}(D, R_{t-1}) - \mathcal{L}(D, R_t)}{C_0^{\frac{1}{T}}}\right)$. Note that the probability of resetting to the previous rule set decreases over time. The complete algorithm is shown in Algorithm 1.

The process above leads to a set of rules uniquely adapted to complement the human partner. The process of updating the rule sets to minimize the team loss objective can be viewed as selecting which instances would be covered and on which to advise the human; in addition, the rules are customized to focus on instances which the human is likely to both err on and accept recommendations for. As α increases, correcting the human via contradiction is less rewarding to the team’s objective, given contradicting the human is more costly; the model thus provides fewer recommendations, limited to instances that the human is most likely to accept recommendations for and err on. Finally, given the human can have different likelihoods of accepting a AI advice for different instances covered by a given rule, a recommendation for an instance covered by the rules is provided if the advice is likely to be accepted according to the discretion model $\hat{p}(a)$, i.e., if $\hat{p}(a|x) > 0.5$.

5 Experiments

We evaluate TR’s performance relative to existing, inherently interpretable rule-based methods across different AIaDM settings. We present results for simulated and real-world datasets, and consider different human behaviors and reconciliation costs to understand how these aspects of a setting affect TR’s team performance.

Benchmarks To our knowledge, no existing method leverages a human partner’s ADB and decision history to learn how to selectively advise a high-stakes DM with rule-based recommendations that maximize team decision accuracy and minimize reconciliation costs. Consequently, we utilize the inherently interpretable rule-based Bayesian Rule Set (BRS) method, which does not leverage any human information [Wang *et al.*, 2017], to assess whether TR yields better team performance than can be achieved by advising the human with rules optimized solely for predictive accuracy with no consideration of the human. In addition, we examine whether leveraging the human’s discretion model and regularizing for reconciliation costs is advantageous for TR’s team performance by adapting the existing HYRS rule-based method as a benchmark. While HYRS was initially designed to provide partial interpretability for a black-box model, we propose a novel use for the method in which the black-box model is replaced with a human decision, allowing HYRS to function as an advising model that leverages the human’s decision history. Unlike TR, however, HYRS does not take the human’s ADB or tolerance for reconciliation costs into account.

We compare all three methods in the AIaDM setting: the rule-based model makes recommendations, and a human partner decides whether to accept them. To assess the value of leveraging a discretion model independently of the discretion model’s accuracy, we first assume perfect knowledge of the human’s ADB. We later assess TR’s performance as discretion model accuracy decreases.

Datasets We experiment on three real-world and two synthetic datasets. The real-world decision-making tasks we utilize include the FICO dataset [FICO, 2018] for making loan decisions, an HR employee attrition dataset that informs retention decisions⁴, and the Adult dataset from the UCI Machine Learning Repository [Dua and Graff, 2017]. The FICO and HR dataset represent high-stakes settings in which the outcome of the decision task has a significant impact on individuals’ lives. Following the convention of many rule-based models [Wang *et al.*, 2017; Angelino *et al.*, 2018], we limit the model capacity for these datasets to a rule length of 3 to ensure all models remain easy to interpret by a DM and are compared under the same capacity limits. The first simulated dataset (named Checkers) is a 2-dimensional checkerboard example in which we limit the model capacity to a rule length of 1. This limit on model capacity is set to create an exaggerated scenario in which it is impossible for any model in this class to get higher than 50% accuracy without leveraging additional human information. The second dataset (named Gaussian) is a more complex, 20-dimensional dataset in which the true underlying classification mapping is a complex function of all features. The synthetic datasets allow for a clear analysis of results in a controlled environment.

⁴<https://www.kaggle.com/datasets/pavansubhasht/ibm-hr-analytics-attrition-dataset>

Simulating Human Algorithm Discretion Behavior We evaluate our method’s performance under a variety of human behaviors. We first simulate human *decision* history such that the human has varying decision accuracy across instances by partitioning the data into high and low human accuracy regions using an arbitrary function of all available features. In addition, we evaluate TR for three different simulated human ADBs: *Rational*, *Neutral*, and *Irrational*. A *rational* DM knows their relative decision accuracy for different instances and accepts recommendations in the region in which they have low accuracy while rejecting in the region they have high accuracy. An *irrational* DM does the opposite: they irrationally reject recommendations when they have low accuracy and accept recommendations when they have high accuracy. Lastly, we simulate a *neutral* human DM who is often, but not always, rational. The neutral behavior may better reflect human experts, as humans rarely exhibit either perfectly rational or irrational discretion [Johnson, 2021]. We simulate the neutral human behavior such that most, but not all, of the instances the human accepts recommendations for are instances in the human’s low accuracy region. The neutral human also accepts recommendations for some instances in their high accuracy region. Given the above behavior, the human exhibits deterministic ADB to accept or reject recommendations. A stochastic behavior is likely in practice and primarily affects the predictive accuracy of the discretion model that predicts the human’s ADB, and thereby TR’s performance. We thus also evaluate our approach with discretion models of varying accuracy.

We vary discretion model accuracy by training a discretion model using an out-of-the-box classifier (XGBoost) [Chen and Guestrin, 2016] while varying the number of training observations used. Model accuracy decreases as the number of training observations used decreases. An observation i is described by features x_i and label a_i , where a_i is the human’s simulated response to receiving an algorithmic recommendation. Note that this process serves as a simulation of the Human-Modeling phase in which it could be difficult to obtain a large number of DM responses to algorithmic recommendations. We provide full details on our datasets and human behavior simulation procedures in Appendix B.

Evaluation Metrics Our primary goal is to evaluate the Total Team Loss (TTL) on the test set \tilde{D} . TTL includes the team’s decision loss and the loss from incurred reconciliation costs. The team’s decision loss (TDL) on test data \tilde{D} is given by: $\text{TDL} = (\sum_{i \in \tilde{D}} |\hat{y}_i - y_i|) / N_{\tilde{D}}$. The total contradiction loss (CL) is given by: $\text{CL} = (\alpha \sum_{i \in \tilde{D}} |\hat{y}_i - h_i|) / N_{\tilde{D}}$, where α is the cost of reconciling a single contradicting recommendation and $N_{\tilde{D}}$ is the total number of observations in test set \tilde{D} . Finally, we define the total team loss (TTL) as: $\text{TTL} = \text{TDL} + \text{CL}$.

6 Results

We state key questions followed by discussion on the experiments and results which address them.

6.1 Does TR lead to lower team loss relative to benchmarks as reconciliation costs vary?

We first compare the performance of TR relative to the benchmarks across a variety of reconciliation costs. Different environments are characterized by the human’s unique tolerance for incurring additional reconciliation costs to improve the team’s decisions, and we thus evaluate TR and H_YRS for different degrees of tolerance by varying the reconciliation costs from 0 to 0.8. Here we also aim to assess TR’s benefits from bringing to bear the human’s ADB, towards which we assume that the human’s ADB can be correctly estimated; we later study how any benefits vary as the estimation of the human’s ADB degrades.

Results for the FICO dataset are shown in Figure 3 and all other results are consistent and shown in Appendix C. The plots on the left of Figure 3 show total team loss (TTL) as a function of the reconciliation cost incurred by the DM from a single contradicting recommendation⁵. As shown in Figure 3, TR leads to lower total team loss in most settings and is otherwise comparable to the best alternative.

Figure 3 shows that when reconciliation costs rise, the gap in Total Team Loss between TR and the other two baselines increases. This is because as reconciliation costs rise, there are more opportunities to benefit the team by leveraging the DM’s ADB and via accounting for the human DM’s reconciliation costs. In addition, BRS leads to significantly higher team loss, followed by H_YRS. Recall that BRS always make recommendations: it does not bring to bear the human’s expertise and ADB, and thus it overburdens the DM when reconciliation costs are high. H_YRS is able to make recommendations selectively based on its ability to leverage the human’s decision history and can outperform BRS when reconciliation costs are high because it does not always make a recommendation to the human. Although H_YRS is able to withhold recommendations leading to fewer contradictions, it significantly lags behind TR in terms of team loss.

⁵Recall that lower reconciliation costs indicate that correcting a human’s decision through advising is valued more than avoiding a contradiction; when the cost is 1, the value from correcting a decision is entirely offset by the additional reconciliation cost incurred

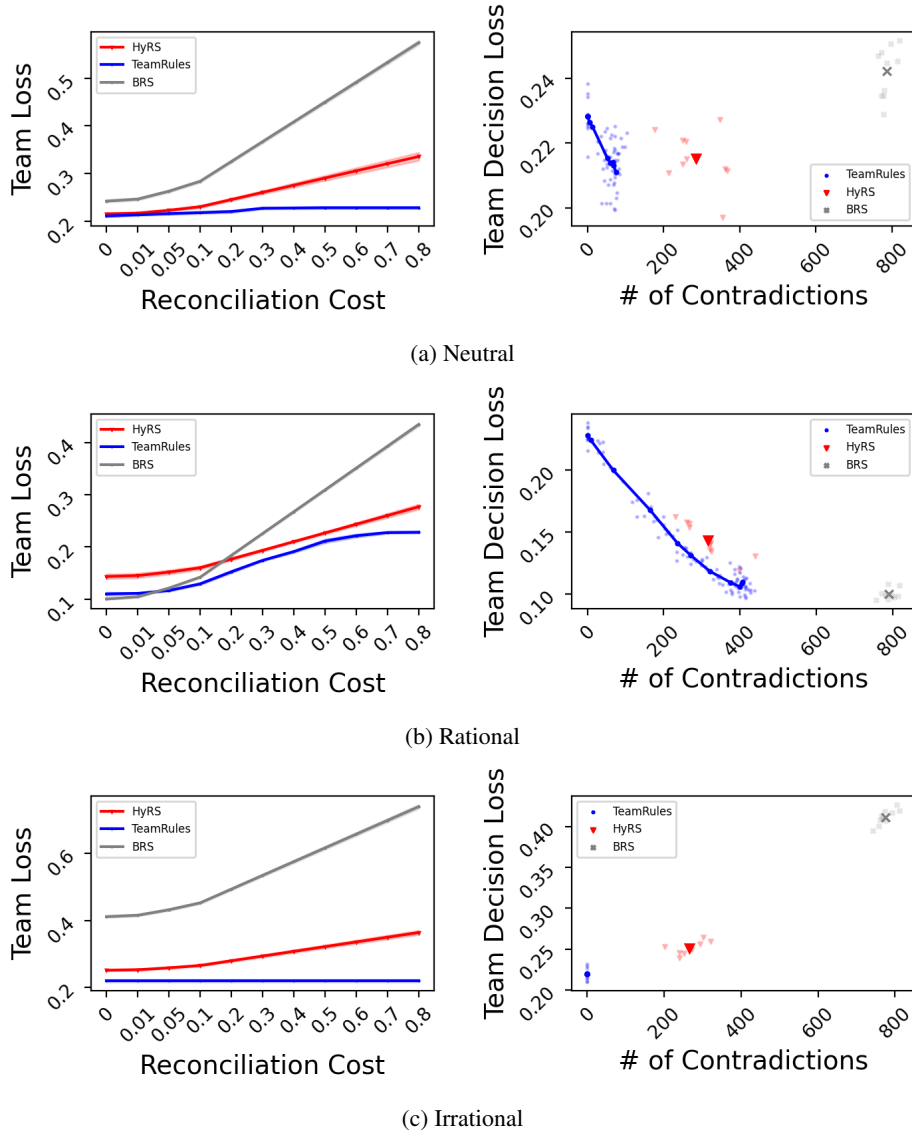


Figure 3: Total team loss for varying reconciliation costs. (Left) Total Team Loss vs. reconciliation cost. Results show average \pm SE. (Right) TDL vs. Number of contradictions. Line connects averages for different cost settings. Transparent points show individual results for cost+run.

By leveraging the human DM’s decision history, ADB, and tolerance for reconciliation costs, TR is able to either improve on the human’s standalone performance or withhold offering advice to the human when the advice is likely to harm the DM’s standalone performance. Our results show that TR effectively leverages the human’s ADB, given its differential performance that can be explained by TR’s accounting for the accept and reject regions. Specifically, TR would never generate rules which might improve performance in the reject region to the detriment of performance in the accept region. It is also able to discern that contradictions in the reject region harm team performance, given they will give rise to reconciliation costs without improving the final team decision. TR’s goal is to find the optimal set of rules in the human’s accept region; if it is unable to find a set of rules that improves on the human’s standalone performance in the accept region, it does not offer advice to the human. HyRS and BRS are unable to accomplish this because they might find rules which appear to improve team loss when evaluated on all instances, however, the DM does not accept any recommendations in the reject region and the rules do not lead to better outcomes in the accept region.

When reconciliation costs are low or 0, withholding recommendations does not benefit the team’s performance and the only way for an AI to benefit the team is to identify a set of rules which lead to superior decision accuracy on the *accept*

Table 1: Average Total Team Loss (TTL) over all repetitions when reconciliation cost is 0. *Human* column shows human’s standalone decision loss prior to receiving recommendations. Paired sample one-sided t-test used to compare TR to HYRS (* : $p < 0.05$, ** : $p < 0.005$) and TR to BRS (\circ : $p < 0.05$, ∞ : $p < 0.005$).

Data	ADB	Human	TR	HYRS	BRS
Checkers	Rational	.093	.063** ∞	.093	.128
	Neutral	.093	.084* \circ	.093	.177
	Irrational	.103	.103 ∞	.103	.230
Gaussian	Rational	.251	.211*	.224	.181
	Neutral	.251	.250 ∞	.251	.264
	Irrational	.258	.258** ∞	.267	.464
Adult	Rational	.171	.137*	.143	.128
	Neutral	.171	.170 ∞	.170	.173
	Irrational	.172	.172** ∞	.184	.234
FICO	Rational	.229	.111**	.144	.100
	Neutral	.229	.211* ∞	.215	.241
	Irrational	.220	.220** ∞	.252	.412
HR	Rational	.373	.101 ∞	.083	.144
	Neutral	.373	.364	.362	.381
	Irrational	.351	.351** ∞	.409	.435

region. As shown in Figure 3, TR is indeed able to do so and improves team performance relative to BRS and HYRS across data sets by specializing in producing superior rules for the accept region.

The complete set of results for when there are no reconciliation costs is shown in Table 1. In all irrational settings with reconciliation costs set to 0, the human is perfect on the accept region, so the best course of action is to allow the human to undertake all the decisions. This is because recommendations in the reject region will not be accepted, and recommendations in the accept region cannot be better than the human’s decision. As shown, TR effectively identifies that it should not advise the DM in this context. BRS does not withhold recommendations and thereby harms the DM’s performance, while HYRS is occasionally able to identify that it cannot improve on the human in the accept region. If HYRS identifies a set of rules that provide more benefit on the DM’s reject region than cause harm on the accept region, it will provide advice that will be rejected.

As shown in Table 1, in the neutral settings with reconciliation costs set to 0, TR remains the method of choice. In this setting, the human exhibits imperfect discretion of the AI’s advice and TR’s accounting for this behavior allows it to focus on producing superior advice for instances in the accept region, leading to its consistent advantage in this setting. Recall that TR was especially motivated by the challenge posed by imperfect human discretion of the AI’s advice. Our results show that both when the human is neutral and entirely irrational, TR is consistently the method of choice.

In the rational setting with 0 reconciliation costs, it is optimal to offer the human advice for all instances, because the human exhibits optimal AI discretion and always accepts advice that improves the team’s performance. In this context, we see an example for the cost of data-driven learning. Recall that BRS offers advice for all instances and does not aim to learn from data how to selectively advise a human. While this strategy is harmful when the human discretion is imperfect and when the human incurs reconciliation costs, it is optimal when the human discretion is optimal and there are no reconciliation costs to the human. Consequently, BRS often yields the lowest loss in this setting. HYRS and TR, on the other hand, aim to learn from the historical data on what instances it is beneficial to advise the human, resulting in higher loss in the Gaussian, Adult, and FICO data sets.

Overall, our results demonstrate that when the human exhibits imperfect discretion of the AI’s advice, TR can advantageously bring to bear the human’s discretion behavior to both produce superior advice for instances the human is likely to accept advice for and to selectively offer such advice. In addition, we find that TR effectively trades-off reconciliation costs with benefits to decision-making that reflect the environment’s (human’s) tolerance for reconciliation costs to produce lower overall team loss.

6.2 How does TR improve over HYRS?

We now focus on the plots on the right of Figures 3a,b,c that show the team decision loss (TDL) vs. the number of contradictions. These plots correspond to those on the left of Figure 3 and are a different visualization of the same result. In the plots on the right, we see how the number of contradictions and decision accuracy of each method varies as the reconciliation cost varies. Unlike the plots on the left, the plots on the right demonstrate model performance without

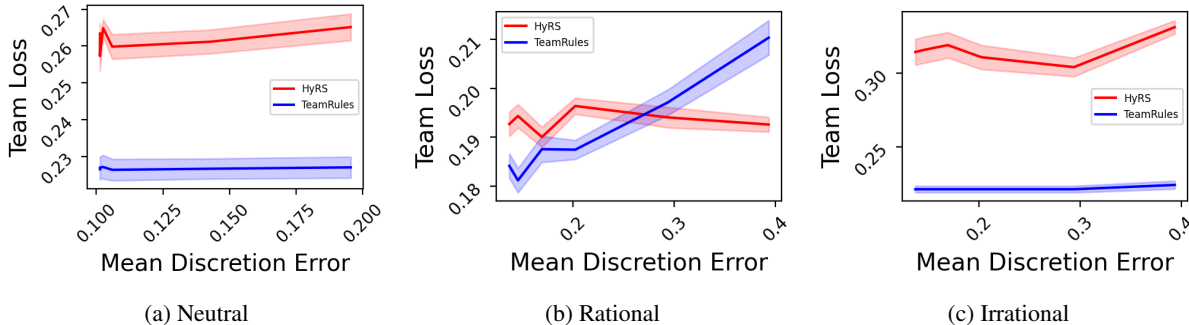


Figure 4: Total Team Loss on FICO data with 0.3 reconciliation cost. Discretion model learned using XGBoost on subsets of data leading to decreasing discretion model accuracy. Avg. of 5 reps. with randomized 80-20% train-test split on each run.

assuming that the reconciliation cost parameter represents a ground truth of the setting, rather, it is used as a means to control the number of contradictions TR is allowed to make without explicitly translating contradictions to a team loss.

In the neutral and rational settings in Figure 3 (a) and (b), we observe that by varying the reconciliation cost parameter in the TR model, we can trade contradictions for TDL, generating a curve. While TR is not always able to identify the same set of rules as BRS with a reconciliation cost parameter of 0, it is still able to achieve very similar performance in terms of team decision performance albeit with much fewer contradictions. Similarly, we observe that TR is able to achieve equivalent or lower TDL with the same number of contradictions as HYRS and it is able to achieve the same TDL with the same or fewer contradictions compared to HYRS. In the irrational settings, we can see that TR leads to no contradictions and has performance fixed to that of the human, while HYRS and BRS make contradictions which harm TDL. Even though TR does not always lead to lower TDL, it is always more efficient by leading to similar team decision loss with much fewer contradictions.

6.3 How robust is TR to inaccurate discretion models?

In real-world applications, we do not assume access to a perfectly accurate discretion model. In practice, we would estimate ADB by training a model on a small set of labeled data, obtaining $\hat{p}(a)$ with imperfect accuracy. We investigate how the accuracy of $\hat{p}(a)$ impacts team performance and how much it can deteriorate before TR no longer provides value. We gradually decrease the accuracy by simulating the *Human-Modeling Phase* of the AIaT-Learning Framework with limited observations of human behavior, as would be typical in practice. Using the simulated human behavior for each setting, we observe whether the DM accepts recommendations in the *Human-Interaction* phase. Next, we take increasingly limited subsets of these observations and use the subsets to train discretion models using an out of the box classifier such as XGBoost. As the number of observations used in training decreases, the discretion model accuracy also decreases, allowing us to simulate the entire process with varying discretion model accuracies.

Results for the FICO dataset, assuming a true reconciliation cost of 0.3, are shown in Figure 4 (results for Gaussian data are shown in Appendix C). We find that while TR performance may deteriorate with decreasing discretion model accuracy, it generally still outperforms HYRS with model accuracies of 60%-85%, depending on the setting. Intuitively, small errors in $\hat{p}(a)$ cause TR to place a small weight on some instances in $\mathcal{D}_{\mathcal{R}}$. In practice, learning from a few out-of-distribution examples would not necessarily hurt the model. As the discretion model accuracy decreases, TR randomly focuses on instances from the entire data set. Finally, the more benefit TR provides under the assumption of a perfect discretion model, the more discretion model accuracy can decrease before TR no longer provides benefit.

6.4 What is the value of the selective recommendation mechanism?

Finally, to gauge the value of the selective recommendations mechanism, we create an altered version of TR called *full coverage TeamRules* (FC_TR). FC_TR functions just like TR, however, it must always make a recommendation to the human, allowing the comparison between TR and FC_TR to serve as an ablation study of the selective recommendation mechanism. Again assuming perfect knowledge of the DM’s ADB, we observe the performance in terms of TTL and TDL of TR and FC_TR as reconciliation costs vary in Figure 5. In the figures on the left, we see TR leads to an equivalent or lower team loss than FC_TR for all reconciliation costs. In all cases, because FC_TR is unable to withhold advice, it is also unable to adjust to rising reconciliation costs. Additionally, even with low reconciliation costs, in some settings such as the Neutral and Irrational settings in the FICO dataset, TR is able to achieve lower TDL by focusing on correcting only the instances that would be beneficial to team performance and allowing the human to focus on the rest.

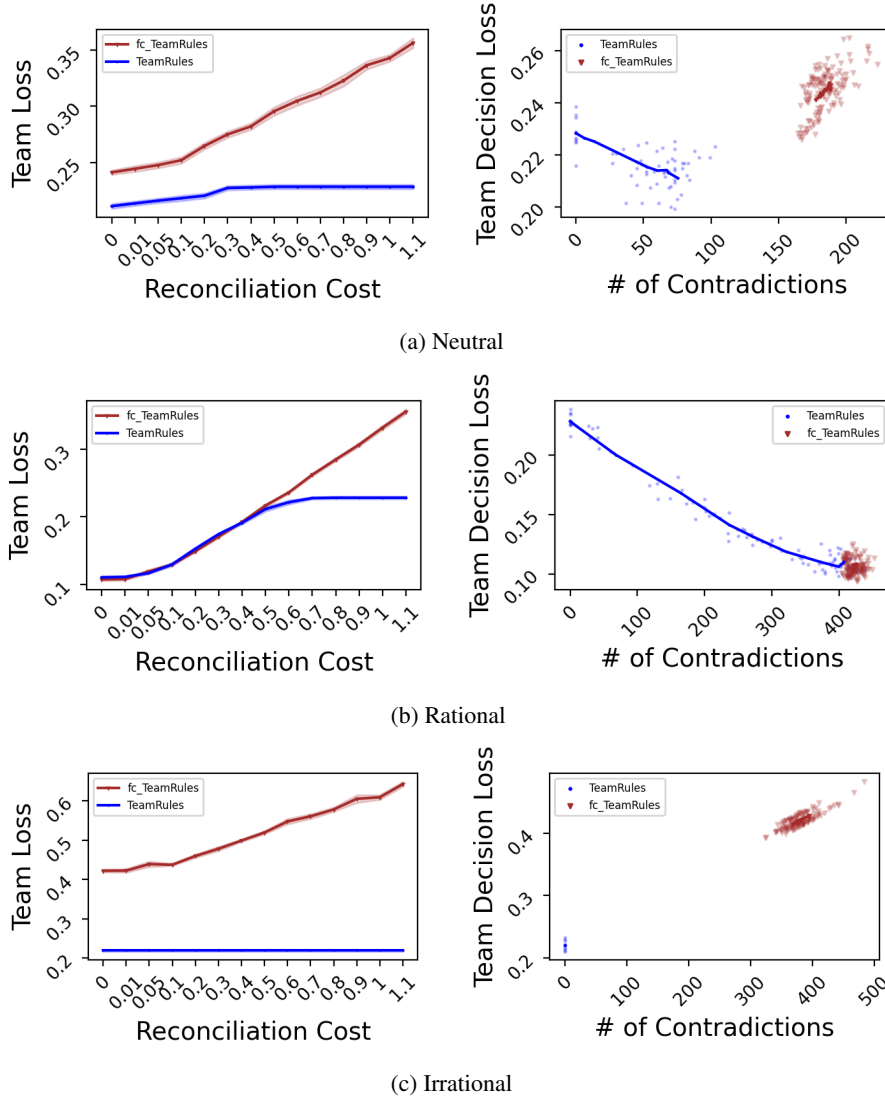


Figure 5: Total team loss for varying reconciliation costs. (Left) Total Team Loss vs. Reconciliation cost. Results show average \pm SE. (Right) TDL vs. Number of contradictions. Line connects averages for different cost settings. Transparent points show individual results for cost+run.

FC_TR provides recommendations even if they are likely to convince the DM to make incorrect decisions, leading to a high number of contradictions and lower TDL simultaneously.

In the plots on the right of Figure 5, we observe that TR leads to equivalent or lower TDL while making fewer contradictions than FC_TR. In the rational case with reconciliation costs set to 0, the DM decisions provide little benefit to TR and FC_TR while contradictions do not harm team performance. In this case, the best course of action is for TR to cover whichever instances it needs to improve on team decision accuracy. Consequently, forcing TR to always make recommendations is not harmful, and TR and FC_TR lead to the same result. As reconciliation costs rise, TR adjusts and makes fewer contradictions at the cost of TDL. In the irrational and neutral settings, the human has expertise in the accept region, so TR is able to rely on this expertise and only needs to identify rules which improve on the human’s area of weakness in their accept region, while FC_TR, by always having to provide recommendations, must give advice to the human even when the human is superior in their accept region, ultimately harming TDL.

7 Conclusion

In this work, we identify key properties of AI that benefit AI systems’ ability to learn to advise humans in high-stakes AIaDM settings. We then introduce the AIaT-Learning framework and instantiate it to develop the TR method which selectively provides inherently interpretable rule-based recommendations by leveraging the human partner’s ADB and accounting for the partner’s decision history and tolerance for reconciling contradicting recommendations. We show that our framework and method matches or leads to significantly improved team performance over relevant alternatives for various settings defined by a decision task, simulated human behavior, and incurred reconciliation costs. AIaDM settings are common in practice, and our study shows that *methods that advise humans can improve team performance if they include mechanisms that leverage the individual human partner’s unique expertise and behavioral tendencies*. While this conclusion is supported by our extensive set of experiments in simulated settings, we hope that our work is an exciting first step that will inspire new research towards the development of advising models and that it will open up research opportunities across disciplines.

Future Work Researchers may consider conducting experiments with expert decision-makers in various domains to better gauge opportunity areas for and feasibility of advising methods across contexts. Such experiments would require *extended engagements* with expert DMs to learn of their decision and discretion behaviors followed by the development of a personalized AI advisor for each DM. Certain domains may contain additional AIaDM properties which we did not consider in this work. Additionally, domain-inspired challenges may require computational adjustments to the advising model proposed in this work. For example, it may be necessary to change the optimization scheme or include additional mechanisms as part of the model. Further, researchers can focus on the behavioral challenges that arise from personalized advising methods. Crucially in this work, we build on prior work that demonstrated that the human’s discretion to accept recommendations is a function of the human’s confidence in their own decisions. However, there is room for future work to develop superior methods to model and predict the human’s discretion towards the AI’s advice, including specifically to benefit learning-to-advise methods which we demonstrate can be meaningfully informed by such estimations. Future work can also develop superior and more efficient methods of interacting with decision-makers to model their discretion behavior, so as to reduce the time and effort needed to adequately model and thereby complement the human decision-maker.

References

- Elaine Angelino, Nicholas Larus-Stone, Daniel Alabi, Margo Seltzer, and Cynthia Rudin. Learning certifiably optimal rule lists for categorical data. *Journal of Machine Learning Research*, 18:1–78, 2018.
- Anjali Balagopal, Dan Nguyen, Howard Morgan, Yaochung Weng, Michael Dohopolski, Mu-Han Lin, Azar Sadeghnejad Barkousaraie, Yesenia Gonzalez, Aurelie Garant, Neil Desai, Raquibul Hannan, and Steve Jiang. A deep learning-based framework for segmenting invisible clinical target volumes with estimated uncertainties for post-operative prostate cancer radiotherapy. *Medical Image Analysis*, 72:102101, 2021.
- Gagan Bansal, Besmira Nushi, Ece Kamar, Eric Horvitz, and Daniel S. Weld. Is the most accurate ai the best teammate? optimizing ai for teamwork. *Proceedings of the AAAI Conference on Artificial Intelligence*, 35(13):11405–11414, May 2021.
- Gagan Bansal, Tongshuang Wu, Joyce Zhou, Raymond Fok, Besmira Nushi, Ece Kamar, Marco Tulio Ribeiro, and Daniel Weld. Does the whole exceed its parts? the effect of ai explanations on complementary team performance. In *Proceedings of the 2021 CHI Conference on Human Factors in Computing Systems*, CHI ’21, New York, NY, USA, 2021. Association for Computing Machinery.
- Saunak Basu, Aravinda Garimella, Wencui Han, and Alan Dennis. Human Decision Making in AI Augmented Systems: Evidence from the Initial Coin Offering Market. In *Proceedings of the 2021 Hawaii International Conference on System Sciences*, 2021.
- Dimitris Bertsimas and John Tsitsiklis. Simulated Annealing. *Statistical Science*, 8(1):10 – 15, 1993.
- Elizabeth Bondi, Raphael Koster, Hannah Sheahan, Martin Chadwick, Yoram Bachrach, Taylan Cemgil, Ulrich Paquet, and Krishnamurthy Dvijotham. Role of human-ai interaction in selective prediction. *Proceedings of the AAAI Conference on Artificial Intelligence*, 36(5):5286–5294, Jun. 2022.
- Carrie J. Cai, Emily Reif, Narayan Hegde, Jason Hipp, Been Kim, Daniel Smilkov, Martin Wattenberg, Fernanda Viegas, Greg S. Corrado, Martin C. Stumpe, and Michael Terry. Human-Centered Tools for Coping with Imperfect Algorithms During Medical Decision-Making. In *Proceedings of the 2019 CHI Conference on Human Factors in Computing Systems*, pages 1–14, Glasgow Scotland Uk, May 2019. ACM.

- Rich Caruana, Yin Lou, Johannes Gehrke, Paul Koch, Marc Sturm, and Noemie Elhadad. Intelligible models for healthcare: Predicting pneumonia risk and hospital 30-day readmission. In *Proceedings of the 21th ACM SIGKDD International Conference on Knowledge Discovery and Data Mining*, KDD '15, page 1721–1730, New York, NY, USA, 2015. Association for Computing Machinery.
- Noah Castelo, Maarten W. Bos, and Donald R. Lehmann. Task-dependent algorithm aversion. *Journal of Marketing Research*, 56(5):809–825, 2019.
- Tianqi Chen and Carlos Guestrin. Xgboost: A scalable tree boosting system. In *Proceedings of the 22nd ACM SIGKDD International Conference on Knowledge Discovery and Data Mining*, KDD '16, page 785–794, New York, NY, USA, 2016. Association for Computing Machinery.
- Chun-Wei Chiang and Ming Yin. You'd better stop! understanding human reliance on machine learning models under covariate shift. In *13th ACM Web Science Conference 2021*, WebSci '21, page 120–129, New York, NY, USA, 2021. Association for Computing Machinery.
- Leah Chong, Guanglu Zhang, Kosa Goucher-Lambert, Kenneth Kotovsky, and Jonathan Cagan. Human confidence in artificial intelligence and in themselves: The evolution and impact of confidence on adoption of ai advice. *Computers in Human Behavior*, 127:107018, 2022.
- Berkeley J. Dietvorst, Joseph P. Simmons, and Cade Massey. Algorithm aversion: People erroneously avoid algorithms after seeing them err. *Journal of Experimental Psychology: General*, 144(1):114–126, February 2015. Publisher: American Psychological Association.
- Finale Doshi-Velez and Been Kim. Towards A Rigorous Science of Interpretable Machine Learning. *arXiv:1702.08608 [cs, stat]*, March 2017. arXiv: 1702.08608.
- Dheeru Dua and Casey Graff. UCI machine learning repository, 2017.
- FICO. Fico explainable machine learning challenge., 2018.
- Ruijiang Gao, Maytal Saar-Tsechansky, Maria De-Arteaga, Ligong Han, Min Kyung Lee, and Matthew Lease. Human-ai collaboration with bandit feedback. In Zhi-Hua Zhou, editor, *Proceedings of the Thirtieth International Joint Conference on Artificial Intelligence, IJCAI-21*, pages 1722–1728. International Joint Conferences on Artificial Intelligence Organization, 8 2021. Main Track.
- Bryce Goodman and Seth Flaxman. European union regulations on algorithmic decision-making and a “right to explanation”. *AI Magazine*, 38(3):50–57, Oct. 2017.
- Ben Green and Yiling Chen. Disparate Interactions: An Algorithm-in-the-Loop Analysis of Fairness in Risk Assessments. In *Proceedings of the Conference on Fairness, Accountability, and Transparency*, pages 90–99, Atlanta GA USA, January 2019. ACM.
- Ben Green and Yiling Chen. Disparate interactions: An algorithm-in-the-loop analysis of fairness in risk assessments. In *Proceedings of the Conference on Fairness, Accountability, and Transparency, FAT* '19*, page 90–99, New York, NY, USA, 2019. Association for Computing Machinery.
- Ben Green and Yiling Chen. The principles and limits of algorithm-in-the-loop decision making. *Proc. ACM Hum.-Comput. Interact.*, 3(CSCW), nov 2019.
- Ben Green and Yiling Chen. Algorithmic risk assessments can alter human decision-making processes in high-stakes government contexts. *Proceedings of the ACM on Human-Computer Interaction*, 5(CSCW2), 2021.
- Jeff Johnson. Chapter 12 - human decision-making is rarely rational. In Jeff Johnson, editor, *Designing with the Mind in Mind (Third Edition)*, pages 203–223. Morgan Kaufmann, third edition edition, 2021.
- Ekaterina Jussupow, Izak Benbasat, and Armin Heinzl. WHY ARE WE AVERSE TOWARDS ALGORITHMS? A COMPREHENSIVE LITERATURE REVIEW ON ALGORITHM AVERSION. In *Proceedings of the 28th European Conference on Information Systems (ECIS), An Online AIS Conference*, June 2020.
- Vijay Keswani, Matthew Lease, and Krishnaram Kenthapadi. *Towards Unbiased and Accurate Deferral to Multiple Experts*, page 154–165. Association for Computing Machinery, New York, NY, USA, 2021.
- Antino Kim, Mochen Yang, and Jingjing Zhang. When algorithms err: Differential impact of early vs. late errors on users' reliance on algorithms. 2020.
- Joshua Klayman, Jack B. Soll, Claudia González-Vallejo, and Sema Barlas. Overconfidence: It depends on how, what, and whom you ask. *Organizational Behavior and Human Decision Processes*, 79(3):216–247, 1999.
- Sarah Lebovitz, Hila Lifshitz-Assaf, and Natalia Levina. To Engage or Not to Engage with AI for Critical Judgments: How Professionals Deal with Opacity When Using AI for Medical Diagnosis. *Organization Science*, page orsc.2021.1549, January 2022.

- Benjamin Letham, Cynthia Rudin, Tyler H. McCormick, and David Madigan. Interpretable classifiers using rules and Bayesian analysis: Building a better stroke prediction model. *The Annals of Applied Statistics*, 9(3):1350 – 1371, 2015.
- Jennifer M. Logg, Julia A. Minson, and Don A. Moore. Algorithm appreciation: People prefer algorithmic to human judgment. *Organizational Behavior and Human Decision Processes*, 151:90–103, 2019.
- David Madras, Toni Pitassi, and Richard Zemel. Predict Responsibly: Improving Fairness and Accuracy by Learning to Defer. In *Advances in Neural Information Processing Systems*, volume 31. Curran Associates, Inc., 2018.
- Hasan Mahmud, A.K.M. Najmul Islam, Syed Ishtiaque Ahmed, and Kari Smolander. What influences algorithmic decision-making? a systematic literature review on algorithm aversion. *Technological Forecasting and Social Change*, 175:121390, 2022.
- Cynthia Rudin. Stop explaining black box machine learning models for high stakes decisions and use interpretable models instead. *Nature Machine Intelligence*, 1(5):206–215, 2019.
- Eduardo Soares and Plamen Angelov. Fair-by-design explainable models for prediction of recidivism. *arXiv:1910.02043 [cs, stat]*, September 2019. arXiv: 1910.02043.
- Alfredo Vellido. The importance of interpretability and visualization in machine learning for applications in medicine and health care. *Neural Computing and Applications*, 32(24):18069–18083, December 2020.
- Tong Wang and Maytal Saar-Tsechansky. Augmented Fairness: An Interpretable Model Augmenting Decision-Makers’ Fairness. *arXiv:2011.08398 [cs]*, November 2020. arXiv: 2011.08398.
- Tong Wang, Cynthia Rudin, Finale Doshi-Velez, Yimin Liu, Erica Klampfl, and Perry MacNeille. A bayesian framework for learning rule sets for interpretable classification. *The Journal of Machine Learning Research*, 18(1):2357–2393, 2017.
- Zhuo Wang, Wei Zhang, Ning Liu, and Jianyong Wang. Scalable rule-based representation learning for interpretable classification. *Advances in Neural Information Processing Systems*, 34:30479–30491, 2021.
- Xinru Wang, Zhuoran Lu, and Ming Yin. Will you accept the ai recommendation? predicting human behavior in ai-assisted decision making. In *Proceedings of the ACM Web Conference 2022, WWW ’22*, page 1697–1708, New York, NY, USA, 2022. Association for Computing Machinery.
- Zijie J. Wang, Alex Kale, Harsha Nori, Peter Stella, Mark E. Nunnally, Duen Horng Chau, Mihaela Vorvoreanu, Jennifer Wortman Vaughan, and Rich Caruana. Interpretability, then what? editing machine learning models to reflect human knowledge and values. In *Proceedings of the 28th ACM SIGKDD Conference on Knowledge Discovery and Data Mining, KDD ’22*, page 4132–4142, New York, NY, USA, 2022. Association for Computing Machinery.
- Tong Wang. Multi-value rule sets for interpretable classification with feature-efficient representations. *Advances in neural information processing systems*, 31, 2018.
- Tong Wang. Gaining free or low-cost interpretability with interpretable partial substitute. In Kamalika Chaudhuri and Ruslan Salakhutdinov, editors, *Proceedings of the 36th International Conference on Machine Learning*, volume 97 of *Proceedings of Machine Learning Research*, pages 6505–6514. PMLR, 09–15 Jun 2019.
- Bryan Wilder, Eric Horvitz, and Ece Kamar. Learning to complement humans. In *Proceedings of the Twenty-Ninth International Joint Conference on Artificial Intelligence, IJCAI’20*, 2021.
- Olcay Taner Yildiz. Vc-dimension of rule sets. In *2014 22nd International Conference on Pattern Recognition*, pages 3576–3581, 2014.
- Qiaoning Zhang, Matthew L Lee, and Scott Carter. You complete me: Human-ai teams and complementary expertise. In *Proceedings of the 2022 CHI Conference on Human Factors in Computing Systems, CHI ’22*, New York, NY, USA, 2022. Association for Computing Machinery.

A Objective

The TR objective is set to the team loss function:

$$\mathcal{L}(D, R) = \ell(D, R) + \omega(D, R)$$

Where $\ell(D, R)$ is the *discretion adjusted* decision loss:

$$\begin{aligned} \ell(D, R) = \sum_{i=1}^n \left[p(a_i) \left(((1 - y_i) \mathbb{C}(R^+, x_i)) \right. \right. \\ + (y_i(1 - \mathbb{C}(R^+, x_i))) \mathbb{C}(R^-, x_i) \\ + (1 - \mathbb{C}(R^+, x_i))(1 - \mathbb{C}(R^-, x_i)) \\ \left. \left. \times (y_i(1 - h_i) + h_i(1 - y_i)) \right) \right] \end{aligned}$$

And $\omega(D, R)$ represents the costs of reconciling contradicting AI recommendations incurred by the human DM:

$$\begin{aligned} \omega(D, R) = \alpha \sum_{i=1}^n \left[\left(((1 - h_i) \mathbb{C}(R^+, x_i)) \right. \right. \\ \left. \left. + (h_i(1 - \mathbb{C}(R^+, x_i))) \mathbb{C}(R^-, x_i) \right) \right] \end{aligned}$$

B Experiment Details

B.1 Checkers Dataset

- Train Instances: 4,000
- Test Instances: 800
- Features $x^{[1]}, x^{[2]}$ are each i.i.d *Uniform*(0, 2) r.v.
- $y = \mathbb{1}\{x^{[1]} \leq 1\} \mathbb{1}\{x^{[2]} \geq 1\} + \mathbb{1}\{x^{[1]} \geq 1\} \mathbb{1}\{x^{[2]} \leq 1\}$
- Human has 80% accuracy when $x^{[1]} > x^{[2]}$, otherwise has 100% accuracy.
- Rational Behavior: $a = 1$ (accept) in lower accuracy region, otherwise $a = 0$ (reject)
- Neutral Behavior: $a = 1$ (accept) when $x^{[1]} \geq 1$, otherwise $a = 0$ (reject)
- Irrational Behavior: $a = 0$ (reject) lower accuracy region, otherwise $a = 1$ (accept)

B.2 Gaussian Dataset

- Train Instances: 4,000
- Test Instances: 800
- Features $x^{[1]} \dots x^{[20]}$ are each i.i.d $\mathcal{N}(0, 1)$ r.v.
- Given:
 - $\varphi(x)$ is the standard normal p.d.f
 - $q_{0.5}(v)$ is the median value of vector v
 - $v_1 = \varphi(\sum_{d=1}^2 x^{[d]})$
 -

$$v_2 = \varphi\left(\sum_{d=1}^4 x^{[d]}\right) + \varphi\left(\sum_{d=5}^8 x^{[d]}\right) + \varphi\left(\sum_{d=9}^{16} x^{[d]}\right) + \varphi\left(\sum_{d=17}^{20} x^{[d]}\right)$$

- $y = 1$ IFF:

$$\left[\left(\sum_{d=1}^{20} x^{[d]} < 0 \right) \text{ AND } (v_1 > q_{0.5}(v_1)) \right]$$

OR

$$\left[\left(\sum_{d=1}^{20} x^{[d]} \geq 0 \right) \text{ AND } (v_2 < q_{0.5}(v_2)) \right]$$

Intuitively, if the sum of features is less than 0, the label is a simple function of $x^{[1]}$ and $x^{[2]}$. Otherwise, it is a complex function of all features.

- Human is created by first training a logistic regression model $p(y|x)$ on an excluded subset of the training data. Next, human accuracy is set to 50% wherever $2|p(y|x) - 0.5| > 0.5$, otherwise human accuracy is set to 100%.
- Rational Behavior: $a = 1$ (accept) in lower accuracy region, otherwise $a = 0$ (reject)
- Neutral Behavior: $a = 0$ (accept) when $\sum_{d=1}^{20} x^{[d]} < 0$, otherwise $a = 1$ (reject)
- Irrational Behavior: $a = 0$ (reject) lower accuracy region, otherwise $a = 1$ (accept)

B.3 FICO, Adult, HR Datasets

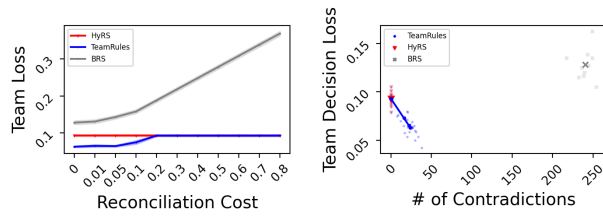
- Train Instances: 9,459(FICO); 23,499(Adult); 390(HR)
- Test Instances: 1,892(FICO); 4,700(Adult); 78(HR)
- Human is created by first training a logistic regression model $p(y|x)$ on an excluded subset of the training data. Next, human accuracy is set to 50% wherever:
 - $2|p(y|x) - 0.5| > 0.5$, otherwise human accuracy is set to 100%. (FICO & HR)
 - $0.5 < 2|p(y|x) - 0.5| < 0.8$. Human accuracy set to 100% when $0 < 2|p(y|x) - 0.5| < 0.4$. Remaining human decision are original logistic regression model output decision. (Adult)
- Rational Behavior: $a = 1$ (accept) in lower accuracy region, otherwise $a = 0$ (reject)
- Neutral Behavior: $a = 1$ (accept) IFF:
 - $ExternalRiskEstimate65.0 \geq 65$
AND $Num.SatisfactoryTrades24.0 \geq 24$. (FICO)
 - $occupation_Exec-managerial = 1$ (Adult)
 - $'RelationshipSatisfaction3.0' \geq 3$
AND $StockOptionLevel = 0$. (HR)
- Irrational Behavior: $a = 0$ (reject) lower accuracy region, otherwise $a = 1$ (accept)

B.4 Training Parameters

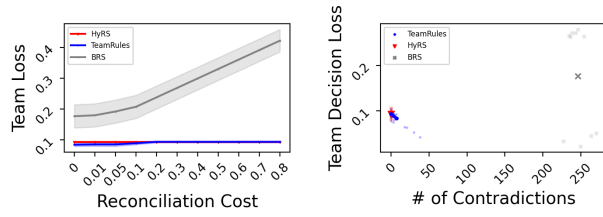
- $T = 500$
- $C_0 = 0.01$
- $\beta_0 = 0.05$
- $\beta_1 = 1$ for Checkers dataset, $\beta_1 = 3$ for all other datasets
- $\beta_2 = 10,000$
- $q = 0.05$
- $\tau = 0.5$

C Complete Experiment Results

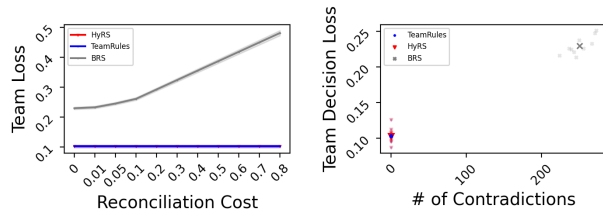
We show all remaining experimental results in Figures 6, 7, and 8.



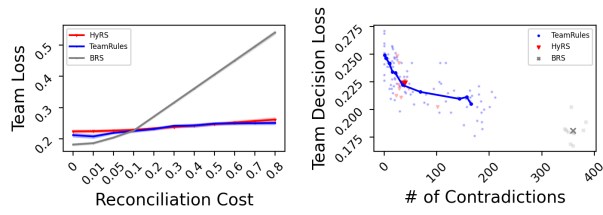
(a) Checkers: Rational



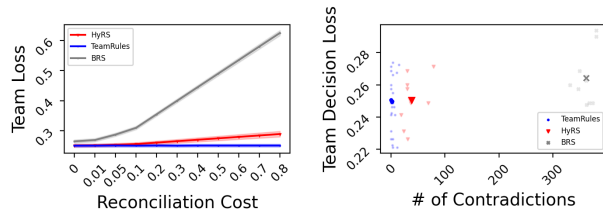
(b) Checkers: Neutral



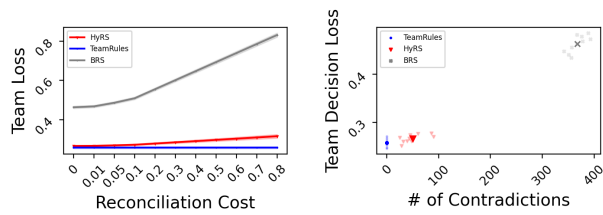
(c) Checkers: Irrational



(d) Gaussian: Rational

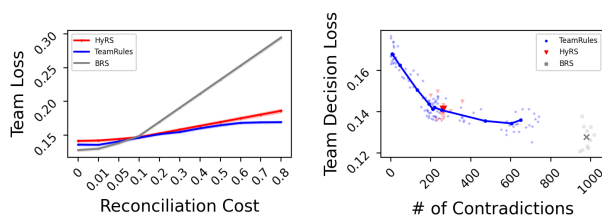


(e) Gaussian: Neutral

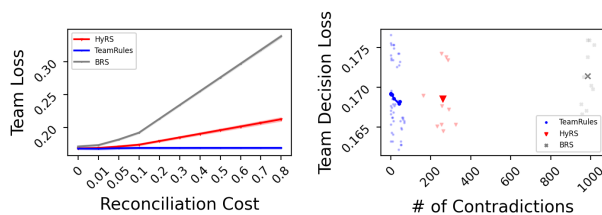


(f) Gaussian: Irrational

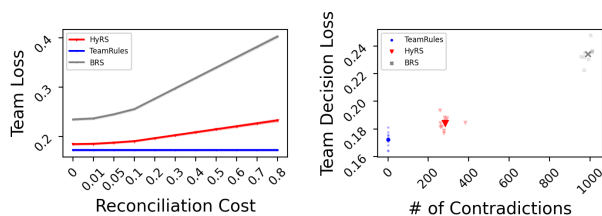
Figure 6: Results from varying reconciliation cost parameter for Checkers and Gaussian datasets.



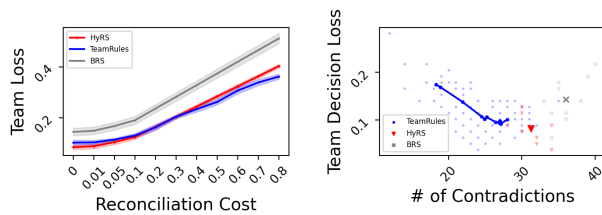
(a) Adult: Rational



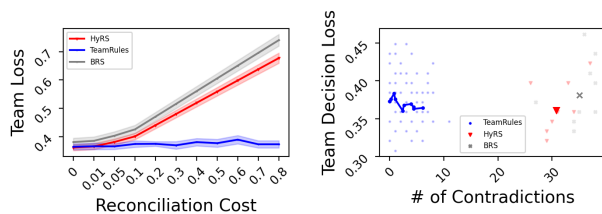
(b) Adult: Neutral



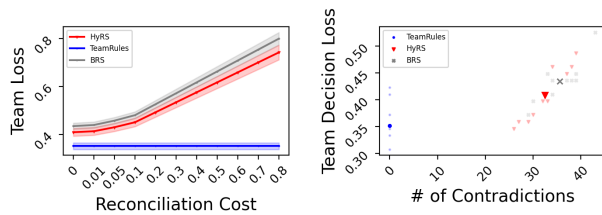
(c) Adult: Irrational



(d) HR: Rational



(e) HR: Neutral



(f) HR: Irrational

Figure 7: Results from varying reconciliation cost parameter for Checkers, Adult and HR datasets.

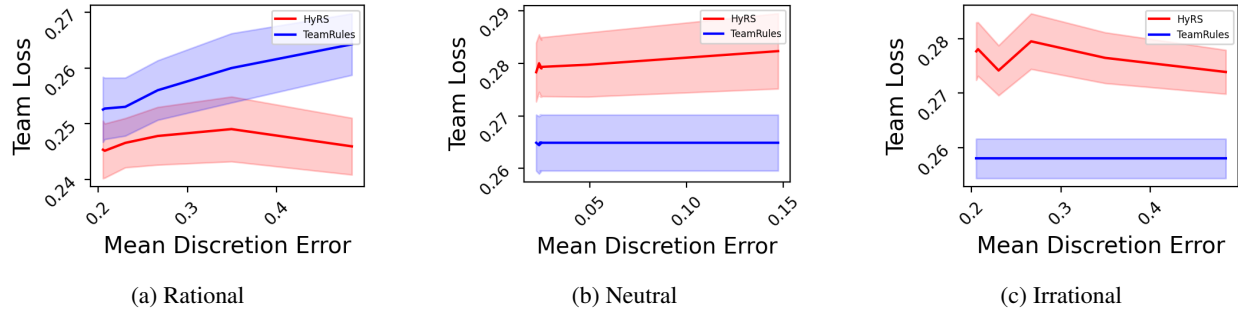


Figure 8: Total Team Loss on Gaussian data with 0.3 reconciliation cost. Discretion model learned using XGBoost on subsets of data leading to decreasing discretion model accuracy. Avg. of 5 reps. with randomized 80-20% train-test split on each run.

D Reproducibility

Code for all methods and experiments will be made publicly available on Github.