

The Natural Robotics Contest: Crowdsourced Biomimetic Design

Robert Siddall^{1*}, Raphael Zufferey², Sophie Armanini³,
Ketao Zhang⁴, Sina Sareh⁵ and Elisavetha Sergeev¹

¹University of Surrey, Guildford, UK.

²École polytechnique fédérale de Lausanne (EPFL), Lausanne, Switzerland.

³Technische Universität München, Munich Germany.

⁴Queen Mary University of London, London, UK.

⁵Royal College of Art, London, UK.

E-mail: *r.siddall@surrey.ac.uk

October 19th 2022

Abstract. Biomimetic and Bioinspired design is not only a potent resource for roboticists looking to develop robust engineering systems or understand the natural world. It is also a uniquely accessible entry point into science and technology. Every person on Earth constantly interacts with nature, and most people have an intuitive sense of animal and plant behavior, even without realizing it. The Natural Robotics Contest is novel piece of science communication that takes advantage of this intuition, and creates an opportunity for anyone with an interest in nature or robotics to submit their idea and have it turned into a real engineering system. In this paper we will discuss the competition's submissions, which show how the public thinks of nature as well as the problems people see as most pressing for engineers to solve. We will then show our design process from the winning submitted concept sketch through to functioning robot, to offer a case study in biomimetic robot design. The winning design is a robotic fish which uses gill structures to filter out microplastics. This was fabricated into an open source robot with a novel 3D printed gill design. By presenting the competition and the winning entry we hope to foster further interest in nature-inspired design, and increase the interplay between nature and engineering in the minds of readers.

Keywords: Bioinspired Design, Robotics, Biomimetics

1. Introduction

Bioinspiration is the process of taking observations from naturally occurring systems and applying it to synthetic systems. Learning from nature is not new - for most of human history there was no obvious way to distinguish where the ‘natural’ world stopped and the synthetic world began, and ‘bioinspiration’ as a term would have been somewhat redundant. However, as many natural processes are pushed to the boundaries of society and the built environment occupies more of our reality, a need to resume the process of learning from nature has been felt within the scientific community. Moreover, technology now allows us to understand with far greater detail the processes and structures which underpin the dynamics of nature, and our improving understanding of evolution allows greater appreciation of the efficiencies and performance gains that have been wrought by eons of natural selection. Natural materials, movement and behaviour offer the means for technologists to find approaches that maximise the use of available resources, rather than relying on extractive means of increasing performance (e.g. the use of ever greater energy in producing and operating a system).

Robotics is a field which can draw particular benefit from the reservoir of evolved knowledge in the natural world, as it strives to build mechanical systems which face many of the same challenges as animals moving through the world. By looking at nature readers can find new modes of locomotion [1], understand the limits of performance and how to overcome them [2], and find small and almost costless means of improving performance [3]. Bioinspired design has also driven interest in the benefits of compliant structures [4] and plays an important role in the growing field of soft robotics [5]. Biomimetic robots that directly copy animals can even be used as means to better understand animals themselves, by functioning as physical models for biomechanics studies [6].

Nature is a fantastic entry-point for teaching [7]; almost everyone has an intuitive sense for animal behavior and locomotion from watching anything from movies to pets, pigeons, squirrels and other ubiquitous wildlife, even without realizing it. What is often needed is simply a way to think about what is already subconsciously known. By holding a bioinspired design competition, we provided a novel way for people to engage with creative design outside of a normal didactic environment, and documenting the winning design will provide a recent and tangible ‘case study’ to be used in teaching. And it was fun.

In this paper we will describe a public bioinspired design competition, ‘The Natural Robotics Contest’. We break down the types of ideas generated by participants (examples are given in figure 1, rendered by Dall-E 2 [8] for compactness, with original entries

shown in Appendix A). We will feature a selection of the best ideas selected by the competition judges (the authors of this manuscript), before presenting the process of turning the winning entry into a working prototype, and displaying the robot in-action.

2. The Natural Robotics Contest

The Natural Robotics Contest is novel piece of science communication, intended to be an opportunity for anyone with an interest in nature or robotics to have their idea turned into a real engineering system. The brief for the contest was simple - entrants needed to submit an idea for a robot, inspired by nature, that can do something to help the world (see Appendix B). The competition was marketed principally to high school and university students but entry was open to anyone interested. It has a deliberately low barrier to entry - only a simple sketch and description was asked for, so that it was accessible to entrants from all subjects and experience levels, and the website was explicit that the judging panel was looking for creativity and potential impact, not drawing ability. Over the two months that the competition was open to submissions, it received approximately 100 entries.

2.1. Submitted Entries

In the interests of protecting privacy, personal data was not collected from the entrants beyond an email address for communication. However, website analytics provided an insight into the reach and interest in the competition from around the world (figure 2). The majority of traffic came from the UK and USA, together accounting for around 50% of the total. This is to be expected given the outlets the contest was promoted in, and the language of the website. The contest was also promoted in German, and as a consequence the third largest proportion of traffic came from Germany.

The contest received a wide variety of proposals taking inspiration from a diverse set of natural systems (figure 3). There was an even spread of robots across flight, swimming and terrestrial locomotion (figure 3B), but a pronounced preference among participants to design robots which could help to remove waste from the environment, in particular the ocean (figure 3C). The second most common type of design was a robot which provided some form of service to plant life, whether by pollinating, seed planting or otherwise monitoring and protecting forests and similar ecosystems.

While there is not enough space to cover every entry in this manuscript, some notable entries are discussed here, with the submitted drawings included in Appendix A. ‘SkyRanger’ by Teju Sankuratri (figure



Figure 1. A selection of top-scoring ideas for bioinspired robots, rendered by Dall-E. A) A robotic fish ingests plastic waste from the ocean. B) A robotic squirrel plants milkweed seeds. C) A robotic bird patrols a forest to track deforestation. D) A robotic sea urchin cleans algae from coral and combats acidification with secretions.

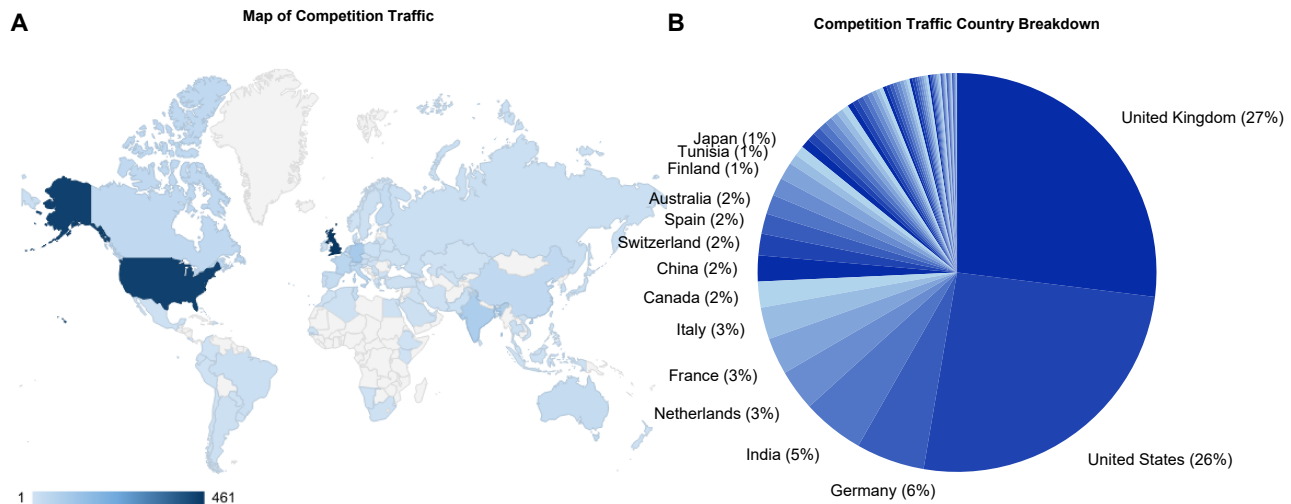


Figure 2. Contest web traffic, based on counts of unique users. A) Map of countries from which the contest webpage was accessed. B) Breakdown by country. The majority of traffic came from the UK and the USA.

A1) proposes the use of biomimetic birds as a means to survey ecosystems and function as an early warning system for ecological harm. The development of bird-inspired robots is an active area of research [9], and while many design concepts have been proposed, practical application demonstrations remain scarce and there is significant further research effort needed. The proposed ‘Ersters’ robot by Elizabeth Ivanova (figure A2) is an excellent idea that identifies an important ecosystem service offered by oysters [10], although the judges noted that in this instance it was not immediately obvious how a robot could improve upon the filtration already performed by the natural animals. The ‘Specialised Anti-Acidification Sea Urchin’ by ‘The Robotineers’ (figure A3) was another well-researched idea for an ocean clean-up technology that was very popular with the judges. Sea Urchins are tenacious animals with profound effects on many ecosystems, and harnessing some of their adaptations to protect coral is an attractive idea.

‘Bumblebot’ by Daniella Clifton (figure A8), is one of several robotic pollinators proposed among the contest entries, and echoes the considerable interest in bee-inspired robots seen in the aerial robotics field, where one of the smallest and best-known robots is the Harvard Robobee [11]. The Hermit crab rover by ‘The Yak Collective’ (figure A5) is a scavenger robot, which gathers scrap material from its surroundings to build itself a protective shell. In a somewhat similar vein is the ‘Milkweed planting squirrel’ by Sue Klefstad (figure A4), which seeks to emulate the seed burying behaviour of squirrels to plant milkweed, a plant which is essential to the lifecycle of many butterfly (*Danainae*) species, including the monarch butterfly. A number of submissions also focused exclusively on enabling new forms of locomotion to explore the robot’s surroundings. An example is ‘Spider-Poppins’ by Maier Fenster (figure A6), which mimics the ballooning motion of spiders. Though scientific observations of spider ballooning date back to Charles Darwin [12],

Robo-fish

By Eleanor Mackintosh

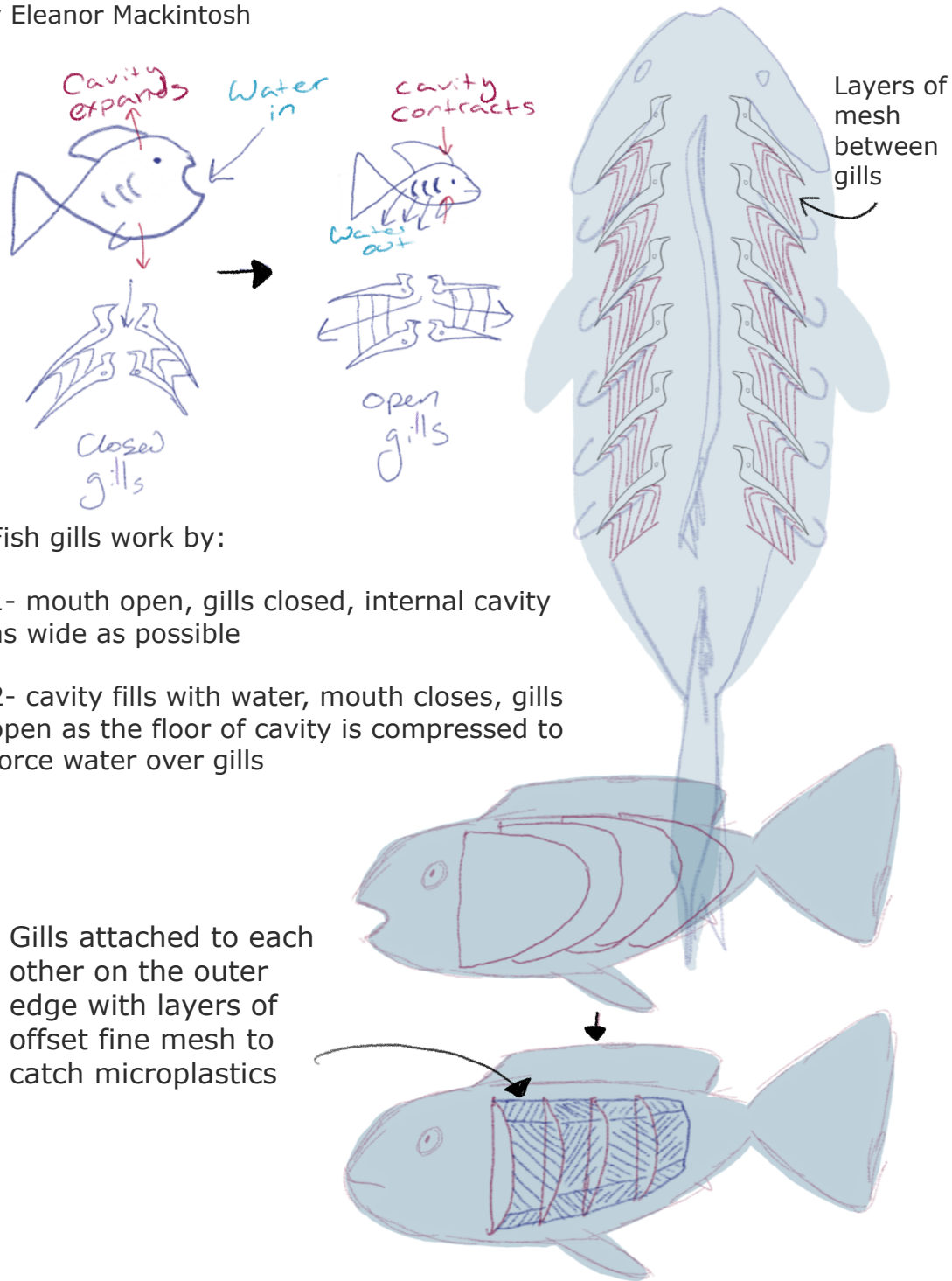


Figure 4. The winning contest entry, by Eleanor Mackintosh: A robotic fish which uses gills to filter and sample microplastic pollution in aquatic ecosystems.

in the United Kingdom and Germany, Hohn *et al.* [18] published an analysis of what it would take for the Ocean Cleanup to collect only the floating plastic in the largest five gyres. Hohn *et al.* took the current amount of plastic in the ocean, added annual inputs, and compared it with how much plastic the Ocean Cleanup’s successful pilot collected. To clean up a fraction of one percent of the total, the Ocean Cleanup would have to run nonstop until 2150. Even when Hohn *et al.* artificially increased the fleet to 200 booms, the project still only recovered five percent of the floating plastic [18]. However, while immediate removal of ocean plastic is not feasible, targeted removal efforts do have a significant effect. The aforementioned Ocean cleanup is currently deploying ‘interceptors’ to the world’s most polluted rivers [19], to prevent plastic from reaching the ocean.

So this is not to say that the problem is intractable, nor that there is no role for technology - the opposite is true. There is an immediate need for better data on microplastics, as the location of the vast majority of the plastic waste that has been dumped into aquatic ecosystems is unknown, and robots could play a leading role in this task. Targeted cleanups are effective mitigations [20], but need better data in order to be focused effectively and maximise resource use. This is especially true of freshwater ecosystems, which account for only 4% of published research on plastic waste [21]. A microplastic-filtering robot, particularly one which could access areas of the water inaccessible to humans, would be very useful as a data collection tool. This was identified by the competition winner in her entry.

3. Creating the Winning Design

The winning design for a pollution-filtering robot with fish-like gills, was developed into a 442 mm long robotic fish (figure 5A-B), which moves by body-caudal fin undulation, with a carangiform propulsion mode. The winner of the contest was communicated to participants via an online video ‡, which shows the robot in action. The robot has a large head cavity with an openable mouth and sets of gills that contain a 2 mm nylon mesh. The robot is remotely controlled, although it has been equipped with the sensors necessary for basic autonomy in future iterations.

Undulation of the tail is driven by motorised pushrods (made from 0.5 mm diameter music wire) connected to the base of the tail, a design which was used to good effect by [22]. Unlike [22], the left and right pushrods are driven by separate motors (figure 5C), which both allows for steering via changing the relative amplitude of the left and right motors,

and increased power while still using a popular and affordable smart servo model (XL330-M288). Finally using separate motors allows for a future iteration of the fish robot to make use of antagonistic co-contraction of the two swim motors, which has benefits to swimming efficiency [23]. The robot is designed to be neutrally buoyant and uses actuated pectoral fins to control pitch and depth.

It was decided that the robot should only use affordable off-the-shelf components and manufacturing techniques, so that the design is accessible to all. As such, the robot is entirely 3D printed with a low-cost fused deposition manufacturing (FDM) printer (Prusa Mini+, 0.4 mm nozzle), with the control electronics, battery and propulsion motors contained in a sealed ‘tail’ unit, onto which the ‘head’ of the robot is attached via a snap-fit joint (figure 5B). This modular design was chosen so that the head could be readily changed to meet different gill arrangements in the future.

The gill structures in ram-filter feeding marine animals typically have structures which obstruct the internal water flow. This creates trapped vortices behind each gill raker which aid the collection of particulate matter with less impediment to the flow of water through the gill structure [24]. To achieve this in a robot, we 3D printed an array of gill plates, and created an interstitial mesh by pausing the print and inserting nylon mesh between layers (figure 5D). Each gill rotates around a rod, and the gill array is opened and closed via a pushrod connected to the leading gill. A gill array was bisected along the sagittal plane and affixed to a transparent sheet (figure 6) for testing in an 86 mm wide water flume (HM 160, GUNT Gerätebau GmbH). A 0.8 l/s flow rate was used, giving a mean water velocity of 8 cm/s at the mouth of the fish. When opened, the gill array passively collects incoming particles (figure 6) and arrests their locomotion at the mesh, where they eventually drop to the stagnant area of flow at the base of the robot without accruing and obstructing the gills.

Neutral buoyancy is achieved by modifying the infill density of all 3D printed parts, such that the net weight of the part is as close to equal to its displaced volume as can be achieved without compromising watertightness. The majority of the robot is printed in ABS plastic which is dipped in acetone to seal the micropores resulting from the FDM printing process, which would otherwise cause leaks. For aesthetic reasons, selected components and additional accents are printed in phosphorescent PLA (figure 5E). The two motors which are outside the watertight tail section were disassembled and waterproofed by covering circuitry with an acrylic conformal coating (Electrolube Acrylic Protective Lacquer) and filling the

‡ youtu.be/ld15OYvvgfk

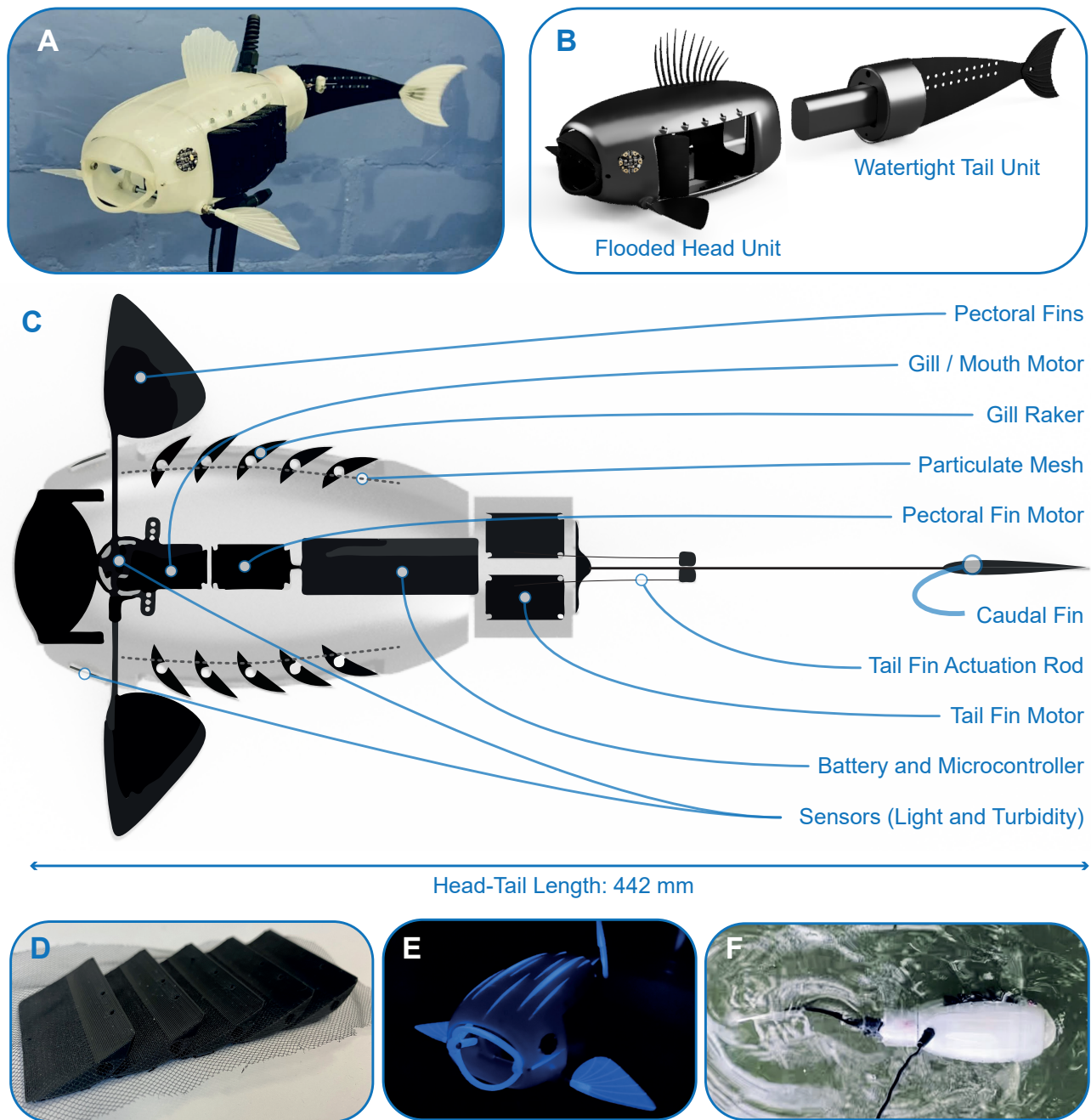


Figure 5. The fabricated contest winner, a microplastic-collecting robotic fish. A) Image of the completed fish. B) CAD render of the fish design, showing the modular design, with a separate, watertight unit for propulsion, power and control, and a swappable head unit for different missions. C) Diagram of the robot, showing the internal mechanics, including location of actuation motors, and the position of gill rakers and mesh for filtering. D) Image of the gill rakers, with mesh integrated directly into the 3D printing process. E) Image of the fish showing phosphorescent accents. F) Image of the fish swimming in a lake.




Figure 6. Demonstration of the fish’s gills, used for filtering plastic particles. The robot’s head was bisected along the sagittal plane and placed in a water flume. In all images, water flow direction is from left to right. A) Top view, showing gill angle (all gills are identically sized). B) Front view, showing mouth. C) internal view, showing particles trapped against gills by vortices shed from internal edges of the gill plates.

entire servo cavity with non-conductive grease (Liqui Moly 3140). This method performed well and after an initial gasket failure that was repaired, no ingress of liquid was observed in the tests performed, which included throwing the fish into the water from the shore around 10 times.

The robot uses four Dynamixel XL330 smart servos for actuation, with two XL330-M288 motors powering the caudal fin, and two XL330-M077 motors (with lower torque and higher speed than the M288 model) controlling the gills and pectoral fins (figure 5C). The robot is controlled over WiFi using a remote (Xbox One controller), via an Arduino Nano33 IoT microcontroller, which contains an LSM6DS3 inertial measurement unit. A turbidity sensor is placed inside the mouth of the fish to sense particulate concentration, and an exterior light/colour sensor (TCS34725) provides basic navigation cues. The robot is powered by a 5000mAh battery (Aus kang USB-C power pack). The USB serial port of the microcontroller is connected to a wire, to allow easy reprogramming of the fish during testing (figure 5F) without opening watertight compartments. This will be removed in future versions of the robot.

The robot was testing in an outdoor lake in Guildford (UK), and demonstrated effective swimming and steering on the water surface. The typical swimming speed was 5 cm/s at a tailbeat frequency of 2 Hz, with the speed limited by the high drag of the robot’s filtering head and the relatively small propulsion motors (3 W of propulsion power versus 10W in [22]). However speed could be improved with a better optimisation of the caudal fin and better matching of the robot’s tail stiffness to the inertia of its head in future iterations. The robot was able to submerge, but a tendency of the mouth cavity to trap air was an issue. A future iteration would benefit from the provision of buoyancy control [25]. Fortunately, there is ample space in the head cavity for this (figure 5E)

3.1. Future Work

Currently, the robot is able to ingest and retain particulates, but has no means of analysing them directly. To be an effective tool for ocean sampling, this would need to be automated. As the tools to analyse microplastics (e.g. Fourier-transform infrared spectroscopy equipment) require rigid, calibrated optics, and do not currently minaturise well. The authors intend to develop a larger floating docking station, that could pump out collected material into a sampling chamber and clean the interior of the robot for a new sampling mission. Collected material could then be analysed while further samples are collected. This base station could also function as a charging point for the robot, as well as a repeater for wireless communications, ameliorating the difficulty of signal transmission through water.

4. Conclusion

The Natural Robotics Contest has collected ideas from around the world, and shows not only the desire among the public to improve nature with technology, but also a thoughtful approach to looking at nature among participants, with many innovate ideas on display. The winning robot has realised the design features proposed by its originator, and now offers a promising new application for biomimetic underwater robots, that will be developed further in future. This is the first iteration of the Natural Robotics Contest, and the authors plan to repeat the contest in coming years, with future version of the contest featuring more detailed design challenges that represent the most pressing needs of the day. By building a library of bioinspired design year on year, the contest will become a resource for those who wish to harness nature to improve the world.

5. Contribution Statement

The contest and all associated graphic/web design was created by RS. RS, KZ, SS, SA and RZ judged the contest. The winning entry was designed and fabricated by RS, LS, and RZ. RS prepared the paper, with all authors contributing to the final version.

6. Data Availability

More information on the competition is available on its website: www.naturalroboticscontest.com, and the CAD design for the presented robot is available for download: grabcad.com/library/robotic-fish-5. The winner of the contest was announced via an online video, which can be viewed here: youtu.be/ld15OYvvgfk. Any other information can be made available upon request.

7. Acknowledgments

The authors would like to thank all the entrants to the competition for their thoughtful and creative submissions. Thanks also go to Fabian Franke and the COMLAB4 team for helping to dream up the contest. This project was funded by the Alexander von Humboldt Foundation, the International Journalist's Programmes, and the University of Surrey's Teaching Innovation Fund.

Appendix A. Selected Competition Entries

In recognition of the effort that went into producing designs by the contest's participants, we have included several notable entries as an appendix to this paper. While it was not possible to include every submission, the judges would like to note that almost every entry considered had merit, and it was ultimately a difficult decision.

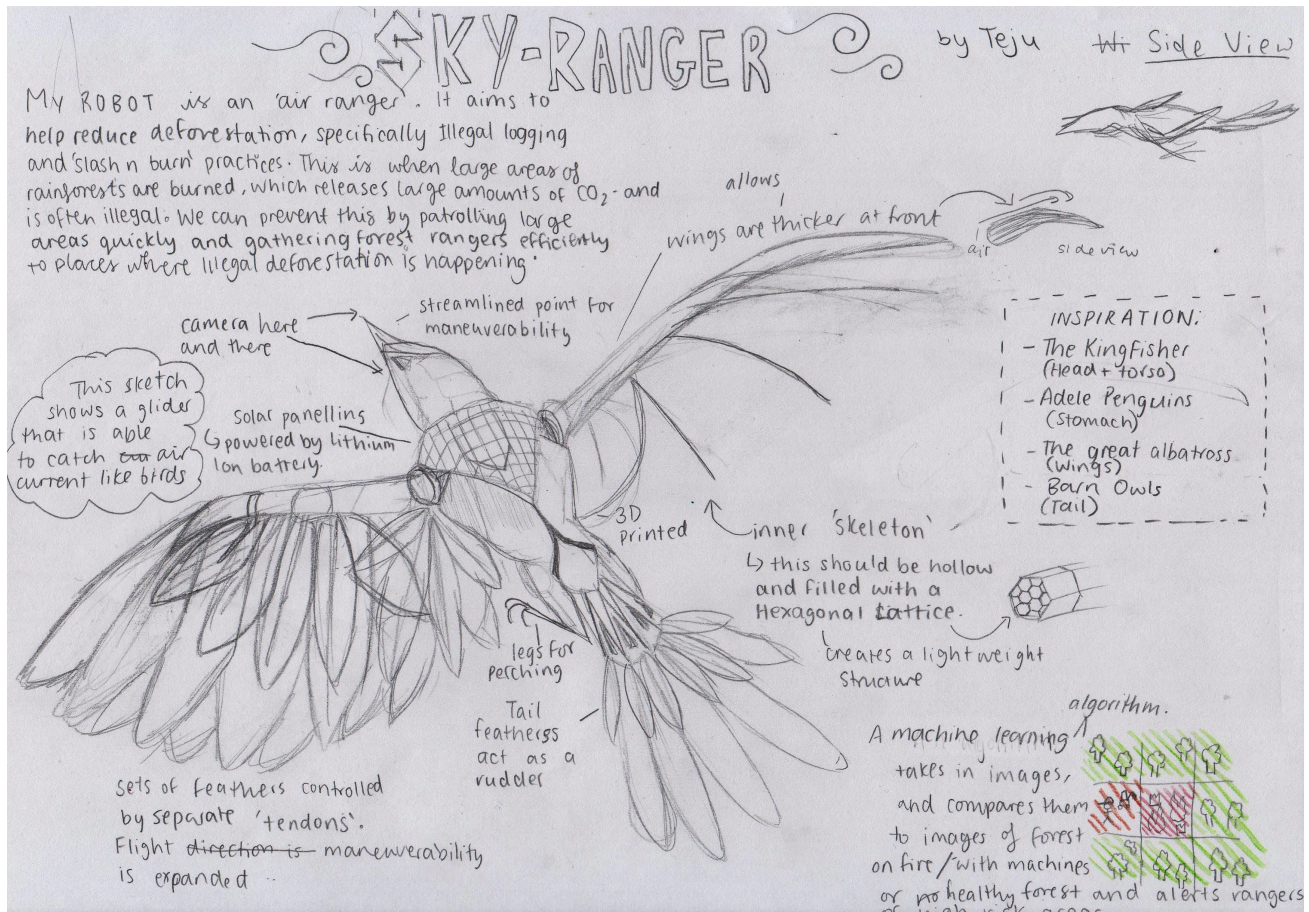
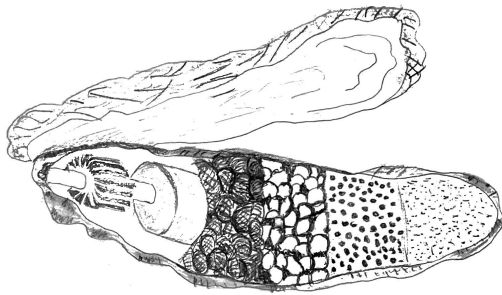


Figure A1. 'Sky Ranger', a submission by Teju Sankuratri. The proposed robot is bird inspired, and intended to track and combat deforestation.

Ersters



The Robotic
Oysters
by: Elizabeth Ivanova

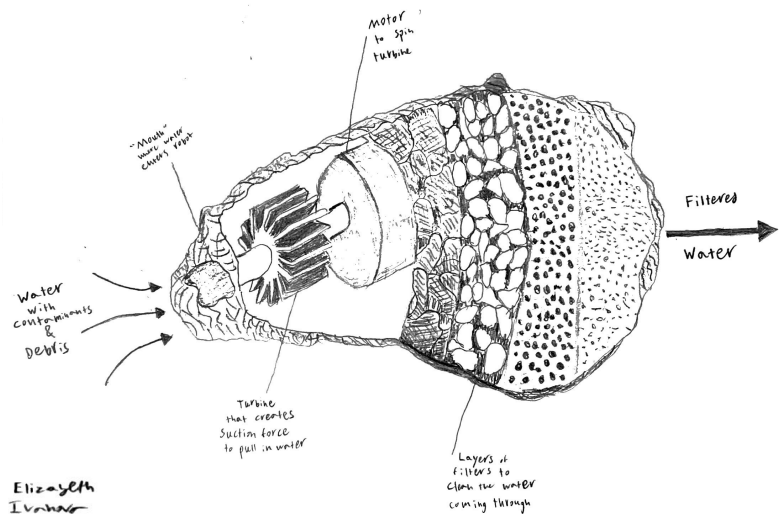


Figure A2. A robotic oyster used to filter/clean water, by Elizabeth Ivanova.

Sea Urchin Inspired - For helping corals

- Attaches onto corals
- Soft brushes on the underbelly sweep algae off of the coral
- The algae is collected in a container inside, compacted into pellets, which are ejected, and marine life can still eat it
- Bright colours and spikes to deter animals eating these robot urchin
- Spikes also secrete an alkali (eg. $\text{Ca}(\text{OH})_2$) to offset ocean acidification (supported by papers 'Reversing ocean acidification', Mathieu Mongin et al 2021 Environ. Res. Lett. 16 064068)
- Harmless suction power to stay on corals (inspired by barnacles' very strong grip)
- Surface is dotted with mini waterproof solar panels, providing power alongside a battery

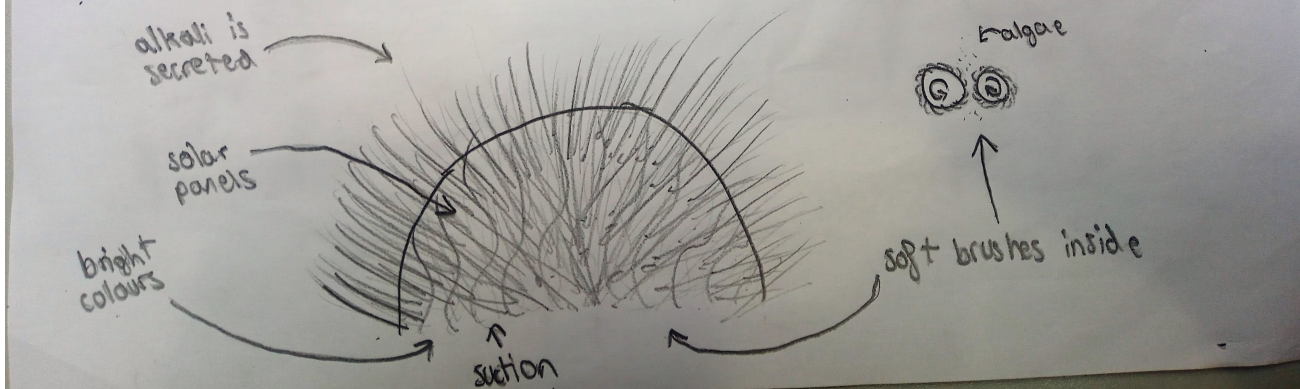


Figure A3. Sea Urchin-inspired submission by 'The Robotineers'. The pictured design is intended to protect corals by removing problematic algae and secreting alkaline substances.



Figure A4. Contest Submission by Sue Klefstad. The pictured design is intended to employ the seed burying behaviours of squirrels as a way to plant Milkweeds.

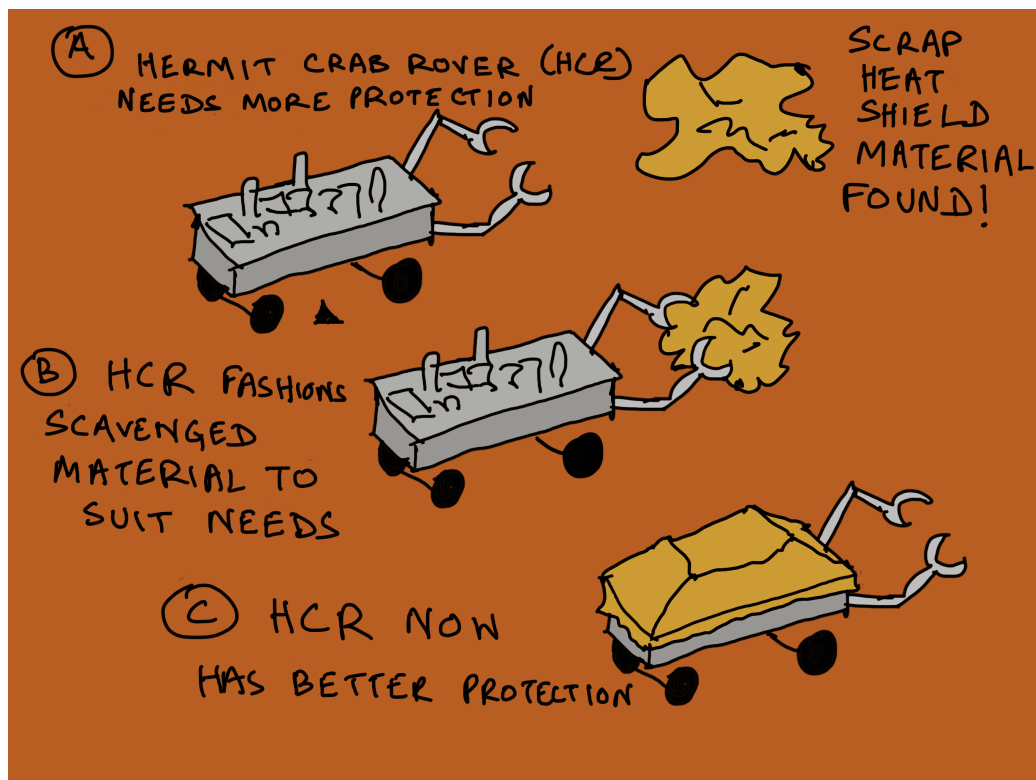


Figure A5. Contest Submission by 'The Yak Collective'. The pictured design is intended to scavenge material to form a protective shell around a mobile rover.




Figure A6. Contest Submission by Maier Fenster. A miniature robot emulates the ballooning behaviour of spiders to move around its environment.

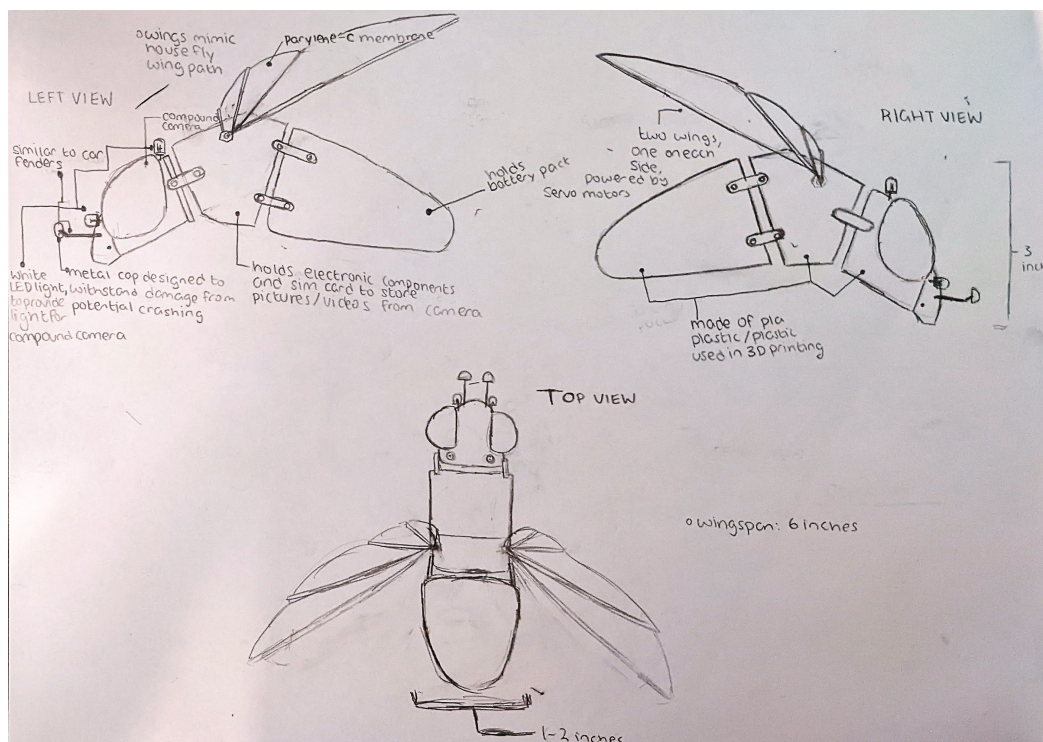


Figure A7. Contest Submission by Elizabeth Isaac. A miniature robot emulates the ballooning behaviour of spiders to move around its environment.

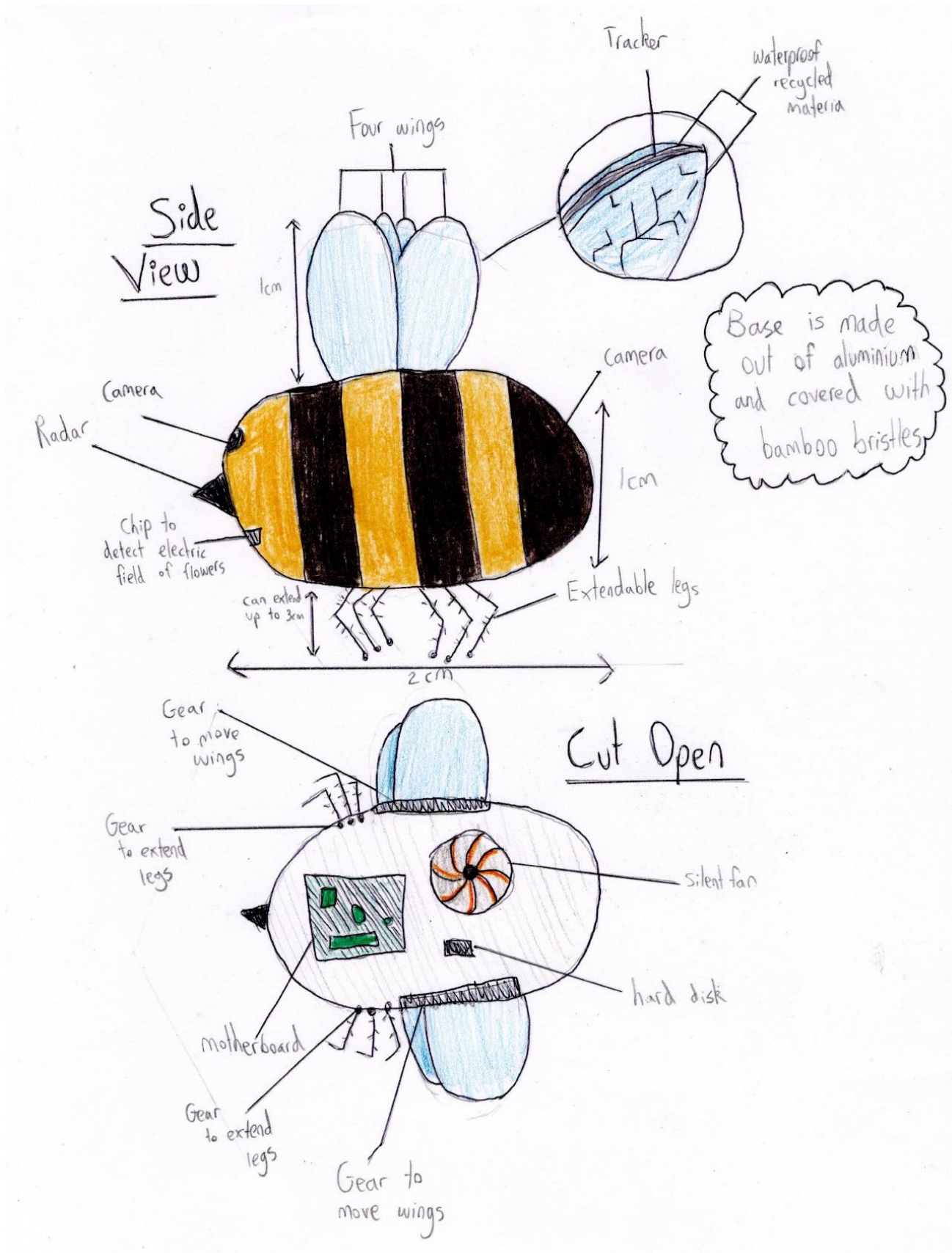


Figure A8. Contest Submission by Daniella Clifton. A robotic bumblebee pollinates plants

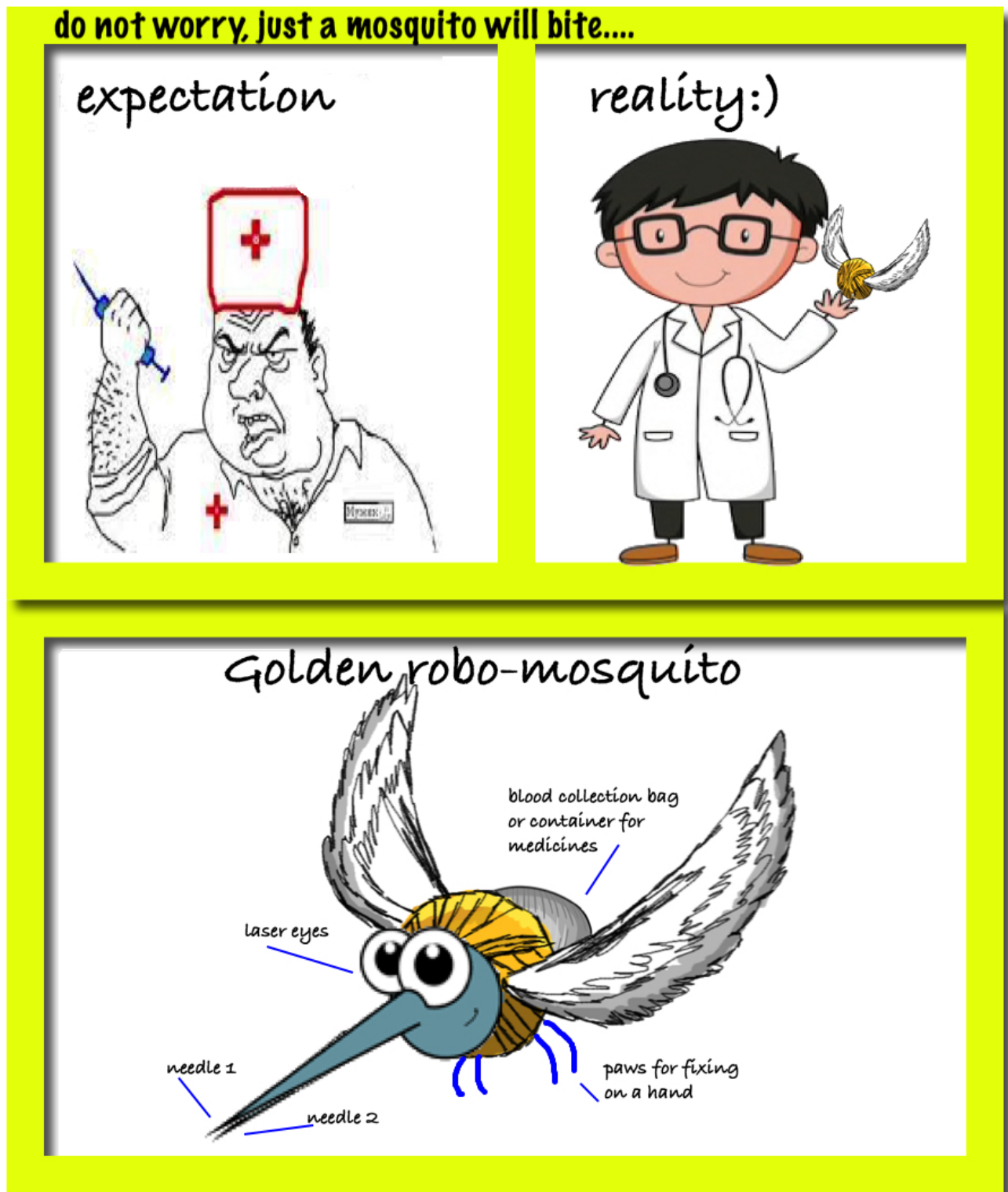
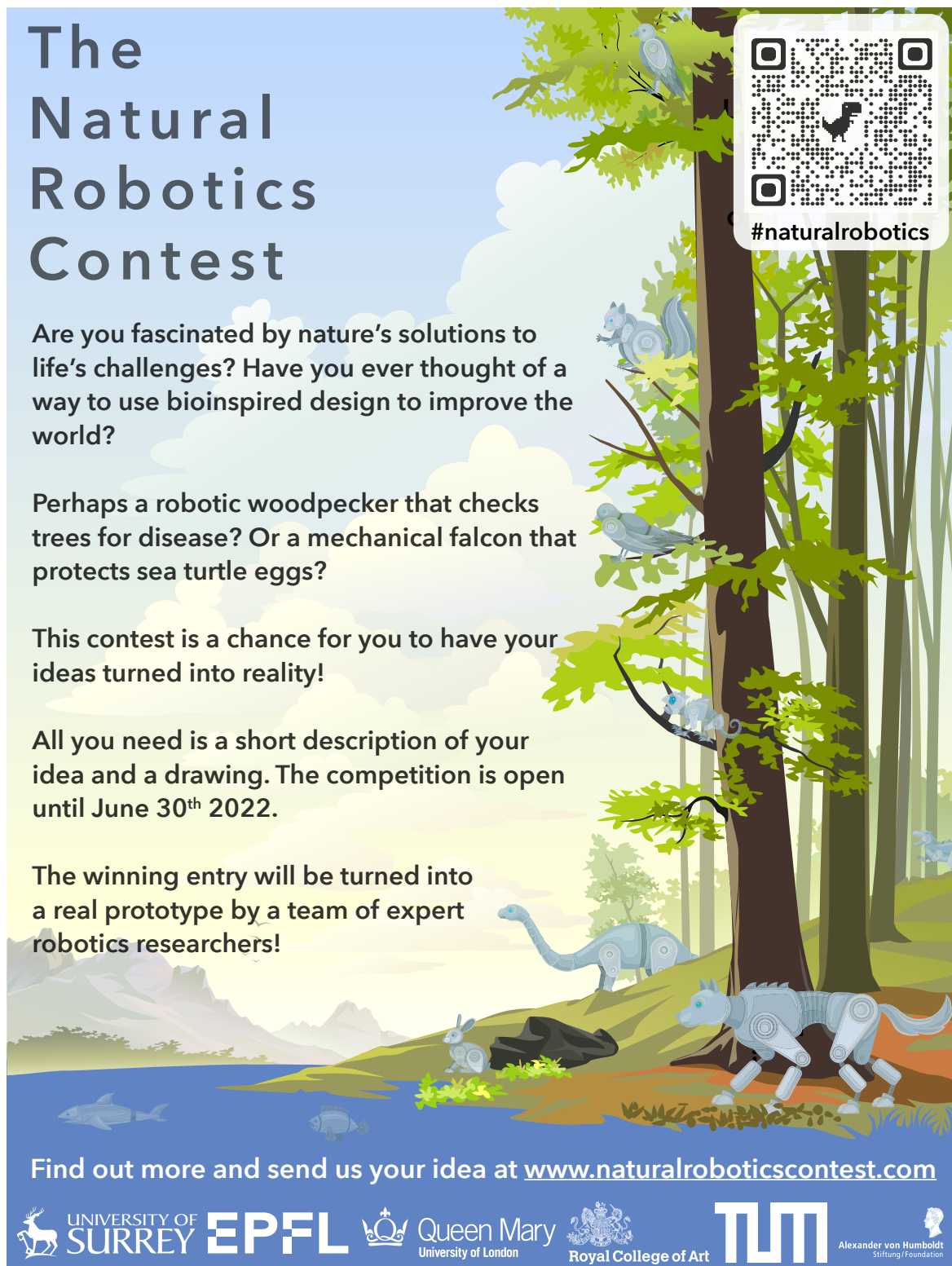


Figure A9. Contest Submission by Irina Putchenko. A robotic mosquito allows easier access to blood samples in medicine.

Appendix B. Natural Robotics Contest Competition Advertisement



The Natural Robotics Contest

Are you fascinated by nature's solutions to life's challenges? Have you ever thought of a way to use bioinspired design to improve the world?

Perhaps a robotic woodpecker that checks trees for disease? Or a mechanical falcon that protects sea turtle eggs?

This contest is a chance for you to have your ideas turned into reality!

All you need is a short description of your idea and a drawing. The competition is open until June 30th 2022.

The winning entry will be turned into a real prototype by a team of expert robotics researchers!

Find out more and send us your idea at www.naturalroboticscontest.com

UNIVERSITY OF SURREY EPFL Queen Mary University of London Royal College of Art TUM Alexander von Humboldt Stiftung / Foundation

Figure B1. The contest was advertised across a variety of channels, including digital news media, university social media, Maker/Art forums, STEM outreach charities, and direct word-of-mouth. The flyer above was circulated widely for display on noticeboards and in email newsletters.

References

- [1] Zufferey R, Siddall R, Armanini SF, Kovac M. Between Sea and Sky: Aerial Aquatic Locomotion in Miniature Robots. Springer; 2022.
- [2] Williams SB, Tan H, Usherwood JR, Wilson AM. Pitch then power: limitations to acceleration in quadrupeds. *Biology letters*. 2009;5(5):610-3.
- [3] Fish F, Lauder GV. Passive and active flow control by swimming fishes and mammals. *Annu Rev Fluid Mech*. 2006;38:193-224.
- [4] Siddall R, Fukushima T, Bardhi D, Perteshoni B, Morina A, Hasimja E, et al. Compliance, mass distribution and contact forces in cursorial and scansorial locomotion with biorobotic physical models. *Advanced Robotics*. 2021;35(7):437-49.
- [5] Kim S, Laschi C, Trimmer B. Soft robotics: a bioinspired evolution in robotics. *Trends in biotechnology*. 2013;31(5):287-94.
- [6] Siddall R, Byrnes G, Full RJ, Jusufi A. Tails stabilize landing of gliding geckos crashing head-first into tree trunks. *Communications biology*. 2021;4(1):1-12.
- [7] Full RJ, Bhatti H, Jennings P, Ruopp R, Jafar T, Matsui J, et al. Eyes Toward Tomorrow Program Enhancing Collaboration, Connections, and Community Using Bioinspired Design. *Integrative and comparative biology*. 2021;61(5):1966-80.
- [8] Ramesh A, Dhariwal P, Nichol A, Chu C, Chen M. Hierarchical text-conditional image generation with clip latents. *arXiv preprint arXiv:220406125*. 2022.
- [9] Zufferey R, Barbero JT, Talegon DF, Nekoo SR, Acosta JA, Ollero A. How ornithopters can perch autonomously on a branch. *arXiv preprint arXiv:220707489*. 2022.
- [10] Zu Ermgassen PS, Spalding MD, Grizzle RE, Brumbaugh RD. Quantifying the loss of a marine ecosystem service: filtration by the eastern oyster in US estuaries. *Estuaries and coasts*. 2013;36(1):36-43.
- [11] Ma KY, Chirarattananon P, Fuller SB, Wood RJ. Controlled flight of a biologically inspired, insect-scale robot. *Science*. 2013;340(6132):603-7.
- [12] Gorham PW. Ballooning spiders: the case for electrostatic flight. *arXiv preprint arXiv:13094731*. 2013.
- [13] Cho M, Koref IS. The Importance of a Filament-like Structure in Aerial Dispersal and the Rarefaction Effect of Air Molecules on a Nanoscale Fiber: Detailed Physics in Spiders' Ballooning. *Integrative and Comparative Biology*. 2020 06;60(4):864-75.
- [14] Agenda I. The New Plastics Economy Rethinking the future of plastics. In: *The World Economic Forum: Geneva, Switzerland*; 2016. p. 36.
- [15] Fossi MC, Coppola D, Baini M, Giannetti M, Guerranti C, Marsili L, et al. Large filter feeding marine organisms as indicators of microplastic in the pelagic environment: the case studies of the Mediterranean basking shark (*Cetorhinus maximus*) and fin whale (*Balaenoptera physalus*). *Marine environmental research*. 2014;100:17-24.
- [16] Cressey D. The plastic ocean. *Nature*. 2016;536(7616):263-5.
- [17] Jambeck JR, Geyer R, Wilcox C, Siegler TR, Perryman M, Andrady A, et al. Plastic waste inputs from land into the ocean. *Science*. 2015;347(6223):768-71.
- [18] Hohn S, Acevedo-Trejos E, Abrams JF, de Moura JF, Spranz R, Merico A. The long-term legacy of plastic mass production. *Science of the Total Environment*. 2020;746:141115.
- [19] Williams L. Rid the rivers of rubbish [Plastics Pollution]. *Engineering & Technology*. 2020;15(10):64-7.
- [20] 30th Anniversary International Coastal Cleanup. Ocean Conservancy; 2016.
- [21] Microplastics in freshwater and soil: an evidence synthesis. The Royal Society; 2019.
- [22] van den Berg SC, Scharff RB, Rusák Z, Wu J. OpenFish: Biomimetic design of a soft robotic fish for high speed locomotion. *HardwareX*. 2022:e00320.
- [23] Lin YH, Siddall R, Schwab F, Fukushima T, Banerjee H, Baek Y, et al. Modeling and control of a soft robotic fish with integrated soft sensing. *Advanced Intelligent Systems*:2000244.
- [24] Sanderson SL, Roberts E, Lineburg J, Brooks H. Fish mouths as engineering structures for vortical cross-step filtration. *Nature communications*. 2016;7(1):1-9.
- [25] Zufferey R, Siddall R, Armanini SF, Kovac M. Multirotor Aircraft and the Aquatic Environment. In: *Between Sea and Sky: Aerial Aquatic Locomotion in Miniature Robots*. Springer; 2022. p. 197-211.