

A Kernel Stein Test of Goodness of Fit for Sequential Models

Jerome Baum

University College London

Heishiro Kanagawa

Gatsby Computational Neuroscience Unit
University College London

Arthur Gretton

Abstract

We propose a goodness-of-fit measure for probability densities modelling observations with varying dimensionality, such as text documents of differing lengths or variable-length sequences. The proposed measure is an instance of the kernel Stein discrepancy (KSD), which has been used to construct goodness-of-fit tests for unnormalised densities. Existing KSDs require the model to be defined on a fixed-dimension space. As our major contributions, we extend the KSD to the variable dimension setting by identifying appropriate Stein operators, and propose a novel KSD goodness-of-fit test. As with the previous variants, the proposed KSD does not require the density to be normalised, allowing the evaluation of a large class of models. Our test is shown to perform well in practice on discrete sequential data benchmarks.

1 INTRODUCTION

This paper addresses the problem of evaluating a probabilistic model for observations with variable dimensionality. This problem commonly arises in sequential data analysis, where sequences of different lengths are observed, and generative models (e.g., Markov models) are used to draw inferences. Our problem setting also concerns a scenario where a data point is a collection of observations that may not be sequentially ordered, as in the topic modelling of text documents. Our task is formalized as follows: given a sample $\{X_i\}_{i=1}^n$ from a distribution Q on a sample space \mathcal{X} (e.g., the set of all possible sequences), we aim to quantify the discrepancy of our model distribution P with respect to Q .

One approach to this problem is generating samples from

the model and computing a sample-based discrepancy measure, such as the maximum mean discrepancy (Gretton et al. 2012; Lloyd and Ghahramani 2015). A disadvantage of this approach is that it potentially requires many samples to see the departure of the model from the data. For example, if a sequence model misspecifies a particular transition from a given history, we would need to generate sequences sharing this history to observe the disparity. Unfortunately, observing such sequences becomes more challenging as the state space size increases or the history length gets longer, necessitating repeated sampling. This observation motivates using a measure that exploits information provided by the model, such as dependence relations between different time points.

A model-dependent measure may be derived based on Stein’s method (Stein 1972), a technique from probability theory developed originally to obtain explicit rates of convergence to normality. The key construct from Stein’s method is a distribution-specific operator called a Stein operator that modifies a function to have zero expectation under the distribution. A model-specific Stein operator \mathcal{A}_P may be defined to construct a zero-expectation function $\mathcal{A}_P f$; its expectation $\mathbb{E}_{X \sim Q}[\mathcal{A}_P f(X)]$ under the sample distribution serves as a discrepancy measure, since a non-zero expectation indicates the deviation from the model. One may generalize this idea to a family of functions \mathcal{F} , and the resulting worst-case summary $\sup_{f \in \mathcal{F}} |\mathbb{E}_{X \sim Q}[\mathcal{A}_P f(X)]|$ is called a Stein discrepancy, as proposed by Gorham and Mackey (2015). An appropriate choice of the operator and the function class yields a computable Stein discrepancy. This paper focuses on an instance called the kernel Stein discrepancy (KSD) (Oates et al. 2016; Chwialkowski et al. 2016; Liu et al. 2016; Gorham and Mackey 2017), where functions from a reproducing kernel Hilbert space (RKHS) are used.

The KSD is a versatile framework for designing goodness-of-fit measures. Given a Stein operator and a reproducing kernel, the KSD is expressed by an expectation of a Stein-modified kernel, leading to tractable estimators only involving sample evaluations of the modified kernel. This feature allows us to use a wealth of kernels from the literature: by designing a Stein operator, one can adapt the kernel

to the model and define a KSD appropriate for the problem. Based on the Stein kernel theory by Oates et al. (2016), Chwialkowski et al. (2016) and Liu et al. (2016) originated this line of work, where they combined the Langevin Stein operator proposed by Gorham and Mackey (2015) with an RKHS; remarkably, the resulting (Langevin) KSD is computable for densities with unknown normalizing constants. There have been numerous extensions to models in other data domains: categorical data (Yang, Liu, et al. 2018), point-pattern data (Yang, Rao, et al. 2019), censored data (Fernandez et al. 2020), directional data (Xu and Matsuda 2020), and functional data (Wynne et al. 2022). We refer the reader to Anastasiou et al. (2021) for a review on the KSD’s applications out goodness-of-fit testing.

A limitation of the preceding Stein works is that they require the model distribution to be defined on a fixed-dimension space. For example, Kanagawa et al. (2019) evaluate latent Dirichlet allocation models (Blei et al. 2003) for text documents assuming a fixed document length, an assumption unlikely to hold in practice. Relevant work has been accomplished by Wynne et al. (2022), where they propose a KSD for distributions on an (infinite-dimensional) Hilbert space, and treat continuous-time models, such as Brownian motions and stochastic differential equation models. While their test applies to sequential models, our target setting is different, as we focus on discrete-time models such as Markov chains and do not require a density with respect to a Gaussian measure.

In the present work, we extend the KSD framework to the variable-dimension setting. Specifically, we identify a Stein operator for distributions on the set $\mathcal{X} = \bigsqcup_{\ell=1}^{\ell_{\max}} \mathcal{S}^{(\ell)}$ of all univariate sequences of finite alphabets; i.e., a disjoint union of finite sets $\mathcal{S}^{(\ell)}$. Our Stein operator builds on the Zanella Stein operator recently proposed by Hodgkinson et al. (2020), which is derived from a Markov jump process having the target distribution as invariant measure; we review this in Section 2. Next, in Section 3, we derive a Stein operator using a Markov process admitting transitions between sets of different sizes. Based on the new Stein operator and the associated KSD, we propose a novel goodness-of-fit test for sequential models. As in previous variants, the proposed KSD does not require the model to be normalized, allowing the evaluation of models such as Markov random fields, as demonstrated in Section 4. As the proposed operator involves a number of tunable parameters, as our second contribution, we offer guidance on how we select them based on empirical power analysis.

2 BACKGROUND

Given an independent identically distributed sample $\{X_i\}_{i=1}^n$ from a distribution Q on a discrete set \mathcal{X} , we wish to test the goodness of fit of a model P . In this section, we recall the definition of the Zanella Stein operator and the

associated kernel Stein discrepancy (KSD), a goodness-of-fit measure used by our test. In the following, we assume that the model’s probability mass function $p(x)$ is positive everywhere in \mathcal{X} .

Zanella Stein operator The Zanella Stein operator is a Stein operator for distributions on a countable set \mathcal{X} , proposed by Hodgkinson et al. (ibid.) following the generator method of Barbour (1988). For a real-valued function on \mathcal{X} , the Zanella Stein operator is defined by

$$(\mathcal{A}_P f)(x) := \sum_{y \in \partial x} g\left(\frac{p(y)}{p(x)}\right) (f(y) - f(x)), \quad (1)$$

where $\partial x \subset \mathcal{X}$ is a set of *neighborhood* points, and $g : (0, \infty) \rightarrow (0, \infty)$ is a *balancing function*, which must satisfy $g(t) = tg(1/t)$ for $t > 0$. Several choices of g are known: the minimum probability flow operator discussed in (Barp et al. 2019) uses $g(t) = \sqrt{t}$; the choice $g(t) = t/(1+t)$ is known as the Barker Stein operator (Barker 1965; Shi et al. 2022).

The Zanella Stein operator is the infinitesimal generator of a Markov jump process called the Zanella process (Zanella 2019; Power and Goldman 2019) designed to have the target distribution P as an invariant distribution. The process is based on the idea of *locally informed proposals*: these jump from a given point x to any of its neighbors y , at a rate $g(p(y)/p(x))$ so that detailed balance is satisfied for P , ensuring that P is an invariant distribution. The Zanella process is not the only allowable choice: other Markov chains or processes have also been considered, including birth-death processes (Shi et al. 2022), the Glauber dynamics Markov chain (Reinert and Ross 2019; Bresler and Nagaraj 2019). We refer the reader to (Shi et al. 2022) for a review. The Zanella process is attractive since it applies to any discrete set given an appropriate neighborhood structure. We make use of this property to construct our discrepancy measure in the next section.

For the operator to characterize P , the neighborhood must be chosen accordingly. Let $(\mathcal{V}, \mathcal{E})$ be the directed graph with vertices $\mathcal{V} = \mathcal{X}$ and edges $\mathcal{E} = \{(x, y) | y \in \partial x\}$ induced by the chosen neighborhood structure. The graph $(\mathcal{V}, \mathcal{E})$ must have the following properties:

1. Symmetry: $(x, y) \in \mathcal{E} \Leftrightarrow (y, x) \in \mathcal{E}$.
2. Aperiodicity: there is no integer $j > 1$ that divides the length of every cycle of the graph.
3. Strong connectivity: the transitive closure of \mathcal{E} is $\mathcal{X} \times \mathcal{X}$, so that there is a path from every point to every other point.

In fact, symmetry alone implies that P is in the set of invariant distributions; the other two properties are required

to ensure that P is the unique invariant distribution, as otherwise the corresponding Stein discrepancy cannot distinguish P from other distributions even for a rich test function class. Note that we can conveniently choose a sparse neighborhood to accelerate the computation, although this may result in the reduced sensitivity of the discrepancy. In Section 4, we discuss in more detail the tradeoff between computational cost and test power.

Kernel Stein Discrepancy A computable discrepancy measure may be defined based on the Stein operator and a reproducing kernel Hilbert space (RKHS) (Aronszajn 1950; Steinwart and Christmann 2008). Following (Oates et al. 2016; Chwialkowski et al. 2016; Liu et al. 2016; Gorham and Mackey 2017), we define the kernel Stein discrepancy (KSD) associated with the Zanella Stein operator as follows:

$$\text{KSD}[Q\|P] := \sup_{\|f\|_{\mathcal{H}} \leq 1} |\mathbb{E}_{X \sim Q}[\mathcal{A}_P(f)(X)]|, \quad (2)$$

where \mathcal{H} is the RKHS of real-valued functions on \mathcal{X} corresponding to a positive definite kernel $k : \mathcal{X} \times \mathcal{X} \rightarrow \mathbb{R}$ with the natural norm $\|f\|_{\mathcal{H}} = \sqrt{\langle f, f \rangle_{\mathcal{H}}}$ defined by the inner product $\langle \cdot, \cdot \rangle_{\mathcal{H}}$. By the vanishing property $\mathbb{E}_{Y \sim P}[\mathcal{A}_P f(Y)] = 0$, the KSD is zero if $Q = P$. The other direction requires further assumptions on the operator and the RKHS. According to Hodgkinson et al. (2020, Proposition 4), when the corresponding Zanella process is exponentially ergodic and the RKHS is C_0 -universal, we have $\text{KSD}[Q\|P] = 0$ only if $P = Q$. For a finite state space \mathcal{X} , exponential ergodicity is satisfied by any irreducible Markov jump process. The C_0 -universality is equivalent to the integrally strict positive definiteness (Sriperumbudur et al. 2011); in the particular case $|\mathcal{X}| < \infty$, this condition states that the Gram matrix defined over all the configurations on \mathcal{X} is strictly positive definite.

The use of an RKHS allows us to obtain an explicit solution to the optimisation problem in the definition, and yields a closed-form expression (Hodgkinson et al. 2020, see Proposition 1 and the paragraph following the proof),

$$\text{KSD}^2[Q\|P] = \mathbb{E}_{X, X' \sim Q \otimes Q}[h_p(X, X')], \quad (3)$$

where X, X' are i.i.d. random variables with law Q , provided $\mathbb{E}_{X \sim Q}[h_p(X, X)^{1/2}] < \infty$. The proof of this result follows as in (Gorham and Mackey 2017, Proposition 2), noting that the inner product between f and $\mathcal{A}_P k(x, \cdot)$ reproduces $\mathcal{A}_P f(x)$ for any $f \in \mathcal{H}$. The function h_p is called a *Stein kernel*, defined by

$$\begin{aligned} h_p(x, y) &= \sum_{\nu \in \mathcal{N}_x} \sum_{\tilde{\nu} \in \mathcal{N}_y} g_{\nu}(x) g_{\tilde{\nu}}(y) \{k(\nu(x), \tilde{\nu}(y)) + k(x, y) \\ &\quad - k(x, \tilde{\nu}(y)) - k(\nu(x), y)\} \end{aligned}$$

where we identify each point in the neighborhood ∂x as a mapping from x to itself, and $g_{\nu}(x) = g\{p(\nu(x))/p(x)\}$.

Given a sample $\{X_i\}_{i=1}^n \stackrel{\text{i.i.d.}}{\sim} Q$, the squared KSD expression (3) admits a simple unbiased estimator

$$U_{n,P}(\{X_i\}_{i=1}^n) := \frac{1}{n(n-1)} \sum_{i \neq j}^n h_p(X_i, X_j), \quad (4)$$

which is a U-statistic (Hoeffding 1948). The U-statistic is degenerate if $Q = P$ (Chwialkowski et al. 2016; Liu et al. 2016). In this case, the scaled statistic $nU_{n,P}(\{X_i\}_{i=1}^n)$ asymptotically follows the law of $\sum_{j=1}^{\infty} \lambda_j (Z_j^2 - 1)$, where Z_j are i.i.d. standard normal variables, and λ_j are eigenvalues given by the eigenvalue problem $\sum_{x' \in \mathcal{X}} h_p(x, x') a(x') p(x') = \lambda a(x)$ with $\sum_{x \in \mathcal{X}} a(x)^2 p(x) < \infty$ (see, e.g., Serfling 2009, Section 5.5). One of our proposed tests in Section 3 simulates this distribution using a wild bootstrap procedure.

3 TESTING SEQUENTIAL MODELS

We now address the variable-dimension setting. We begin by formally defining the sample space \mathcal{X} . Let \mathcal{S} be a nonempty finite set of symbols. For an integer $\ell \geq 1$, we denote by $\mathcal{S}^{(\ell)}$ the set of all length- ℓ sequences formed by symbols in \mathcal{S} ; i.e., $\mathcal{S}^{(\ell)} = \prod_{j=1}^{\ell} \mathcal{S}$. Then, the sample space \mathcal{X} is given by the set of all sequences $\bigsqcup_{\ell=1}^{\ell_{\max}} \mathcal{S}^{(\ell)}$, where \bigsqcup denotes the disjoint union, and ℓ_{\max} is ∞ or a finite positive integer. In this setting, a sample X from a distribution on \mathcal{X} corresponds to a sequence whose length is randomly determined.

Neighborhood Choice To obtain a KSD in this setting, we need to specify a neighborhood structure for the the Zanella Stein operator. We first introduce a simple structure for sequences, which edits only the end of the string, to illustrate the required connectivity principles. We then describe a more advanced neighbourhood structure, allowing for greater modifications, which will be the foundation of our tests.

As noted in Section 2, for the Stein operator to uniquely characterise the model, we require the strong connectivity of the induced graph. We achieve this by introducing *inter- and intra-length state transitions*. Specifically, for a length- ℓ sequence $x_{(1:\ell)} = (x_1, \dots, x_{\ell}) \in \mathcal{S}^{(\ell)}$, we propose the following neighborhood:

$$\partial x_{(1:\ell)} = \mathcal{I}_x \cup \{x_{(1:\ell-1)}\} \cup \mathcal{R}_x \quad (5)$$

with

$$\begin{aligned} \mathcal{I}_x &= \{(x_1, \dots, x_{\ell}, s) : s \in \mathcal{S}\}, \\ \mathcal{R}_x &= \{(x_1, \dots, s) : s \in \mathcal{N}_{\text{rep}}(x_{\ell})\}, \end{aligned}$$

Algorithm 1 Parametric bootstrap test

Require: P ; a target distribution on \mathcal{X} .

Require: $D_n = \{X_1, \dots, X_n\}$; data.

Require: α ; the desired level of the test.

```

1: for  $b = 1, \dots, B$  do
2:   Sample  $D_n^{(b)} = \{X_1^{(b)}, \dots, X_n^{(b)}\} \stackrel{\text{i.i.d.}}{\sim} P$ 
3:    $\Delta_b \leftarrow U_{n,P}(D_n^{(b)})$  using Equation (4)
4: end for
5:  $\hat{t}_\alpha \leftarrow (1 - \alpha)$ -quantile of  $\{\Delta_1, \dots, \Delta_B\}$ 
6: if  $U_{n,P}(D_n) > \hat{t}_\alpha$  then
7:   Reject  $H_0$ 
8: end if

```

where $\mathcal{N}_{\text{rep}}(s)$ denotes a neighborhood chosen for a symbol $s \in \mathcal{S}$; this is chosen such that the induced graph is strongly connected. The first two sets in (5) represent the *inter-length transitions*: Each point of \mathcal{I}_x corresponds to adding a symbol to the end of the given sequence $x_{(1:\ell)}$, whereas $\{x_{(1:\ell-1)}\}$ stands for the deletion of the last symbol and shortening the sequence. The third set \mathcal{R}_x represents *intra-length transitions*, where the last symbol of the sequence is replaced. A trivial choice for satisfying the strong connectivity is using the whole alphabet set \mathcal{S} for $\mathcal{N}_{\text{rep}}(s)$ for each $s \in \mathcal{S}$. This approach may be permitted when the alphabet size is small. One might otherwise want to consider using smaller sets to reduce the computational cost. For example, we can use a smaller $\mathcal{N}_{\text{rep}}(s)$, provided that the graph (with vertices \mathcal{S}) induced by the choice satisfies the three conditions required in Section 2; e.g., as in (Yang, Liu, et al. 2018), we may introduce a cyclic order $\{0, \dots, |\mathcal{S}| - 1\}$ to \mathcal{S} , and take two adjacent points $\mathcal{N}_{\text{rep}}(s) = \{s + 1, s - 1\}$, where $s \pm 1$ denotes $(s \pm 1) \bmod |\mathcal{S}| - 1$.

The structure proposed above is a minimal neighborhood choice that guarantees strong connectivity. As we will see in Section 4, however, this minimal choice may not produce a powerful test, as it only uses information of neighboring length sequences. For example, the tail insertion operation by \mathcal{I}_x only encodes the structure of the target distribution in terms of the end of the sequence. For sequential models such as Markov chain models, the longer a sequence is, the more evidence we should have in favor of, or against, a given model. Editing only the final element of a sequence would therefore not make use of such accumulated evidence. Indeed, this approach performs relatively weakly in our benchmark experiments (Figure 2b, case of $J = 1$).

Proposed Neighborhood Based on the above observation, we generalize the above neighborhood set. Specifically, we consider expanding the neighborhood set by modifying sequence elements at different locations: we propose

Algorithm 2 Wild bootstrap test

Require: P ; a target distribution on \mathcal{X} .

Require: $D_n = \{X_1, \dots, X_n\}$; data.

Require: α ; the desired level of the test.

```

1: for  $b = 1, \dots, B$  do
2:   Draw  $W_b \sim \text{Multi}(n; 1/n, \dots, 1/n)$ 
3:    $\Delta_b \leftarrow U_{n,P}^{W_b}(D_n)$  using Equation (6)
4: end for
5:  $\hat{t}_\alpha \leftarrow (1 - \alpha)$ -quantile of  $\{\Delta_1, \dots, \Delta_B\}$ 
6: if  $U_{n,P}(D_n) > \hat{t}_\alpha$  then
7:   Reject  $H_0$ 
8: end if

```

the J -location modification neighborhood

$$\partial_{x_{(1:\ell)}}^J = \cup_{j=1}^J \mathcal{I}_{x_{(1:\ell)},j} \cup \mathcal{D}_{x_{(1:\ell)},j} \cup \mathcal{R}_{x_{(1:\ell)},j},$$

where

$$\begin{aligned} \mathcal{I}_{x_{(1:\ell)},j} &\subset \mathcal{S}^{(\ell+1)} = \{\text{ins}(x_{(1:\ell)}, j, s) : s \in \mathcal{N}_{\text{ins}}\}, \\ \mathcal{D}_{x_{(1:\ell)},j} &\subset \mathcal{S}^{(\ell-1)} = \{\text{del}(x_{(1:\ell)}, j) \text{ if } x_{\ell-j+1} \in \mathcal{N}_{\text{ins}}\}, \\ \mathcal{R}_{x_{(1:\ell)},j} &\subset \mathcal{S}^{(\ell)} = \{\text{rep}(x_{(1:\ell)}, j, s) : s \in \mathcal{N}_{\text{rep}}(x_\ell)\}. \end{aligned}$$

Here, $\text{ins}(x_{(1:\ell)}, j, s)$ denotes the sequence extending $x_{(1:\ell)}$ by inserting s at the $(j - 1)$ -th location counting back from the end of the string, using symbols from a fixed set $\mathcal{N}_{\text{ins}} \subset \mathcal{S}$; $\text{del}(x_{(1:\ell)}, j)$ deletes the $(j - 1)$ -th element counting back from the end of $x_{(1:\ell)}$; and $\text{rep}(x_{(1:\ell)}, j, s)$ replaces by s the $(j - 1)$ -th element from the end of $x_{(1:\ell)}$. Note that the deletion and insertion operations must be paired to ensure the symmetry of the graph.

Test Procedure Using one of the proposed neighborhoods for the Zanella Stein operator, we can define a KSD goodness-of-fit test for sequential models. We consider testing the null $H_0 : \text{KSD}[Q\|P] = 0$ against the alternative $H_1 : \text{KSD}[Q\|P] \neq 0$. Note that when the KSD distinguishes any distributions, the null and alternative become $H_0 : P = Q$ and $H_1 : P \neq Q$, respectively. Below, we present two tests, which differ in how they compute test thresholds.

The first test is the parametric bootstrap test in Algorithm 1. The parametric bootstrap repeatedly draws samples from the model P and simulates the distribution of the statistic (4). Because of this feature, this procedure does not apply if sampling from the model is infeasible.

The second test is the wild bootstrap test described in Algorithm 2, which is analogous to the existing KSD tests (Chwialkowski et al. 2016; Liu et al. 2016; Yang, Liu, et al. 2018). As we have seen in Section 2, the asymptotic distribution of the (scaled) KSD estimate (4) is known. The wild bootstrap test simulates this distribution by repeatedly

computing the following quantity:

$$U_{n,P}^W(\{X_i\}_{i=1}^n) := \frac{\sum_{i \neq j}^n (W_i - 1)(W_j - 1)h_p(X_i, X_j)}{n(n-1)} \quad (6)$$

where $W = (W_1, \dots, W_n)$ is a sample from a multinomial distribution $\text{Multi}(n; 1/n, \dots, 1/n)$ with n trials and n events and independent of the data $\{X_1, \dots, X_n\}$. The test has an only asymptotically correct size (Dehling and Mikosch 1994), and may not be suitable for a small sample size n . In contrast to the parametric bootstrap test, this test does not require sampling from the model.

4 EXPERIMENTS

We investigate the performance of the proposed test through synthetic experiments.¹ In particular, we aim to answer the following questions: (a) how leveraging model structure using a Stein kernel improves test performance over the maximum mean discrepancy (MMD) (Gretton et al. 2012, a purely sample-based kernel discrepancy where no model information is used); (b) the effect of neighborhood choice on the KSD test power.

Throughout our experiments, we will make use of two kernels. The first is the exponentiated Hamming kernel, $k_H(x_{(1:\ell)}, y_{(1:\ell)}) := \exp\{-\frac{1}{\ell} \sum_{i=1}^{\ell} \delta_{x_i}(y_i)\}$, where $\delta_x(y) = 1$ if $x = y$ and 0 otherwise. Additionally, we define $k_H(x_{(1:\ell)}, y_{(1:\ell')}) = 0$ whenever $\ell \neq \ell'$. The second is a string kernel which we refer to as the *contiguous subsequence kernel* (CSK). This kernel counts the number of contiguous subsequences of a particular length, present in the two input sequences,

$$k_{\text{CSK}}(x, y) := \frac{k_u(x, y)}{\sqrt{k_u(x, x) \cdot k_u(y, y)}},$$

where

$$k_u(x_{(1:\ell)}, y_{(1:\ell')}) := \sum_{i=1}^{\ell-t+1} \sum_{j=1}^{\ell'-t+1} \delta_{x_{(i:i+t-1)}}(y_{(j:j+t-1)}),$$

with parameter t for the subsequence length. We use the normalized version so that the kernel does not overly depend on the sequence lengths. The Hamming kernel does not take into account the sequence structure and can be considered as a naive choice, whereas the CSK kernel does.

4.1 Demonstration of Test Power

We first show that the KSD indeed benefits from information supplied by the model. For this purpose, we construct a problem where the alternative is given by adding a slight perturbation to the model. We choose $\mathcal{S} = \{0, \dots, n-1\}$

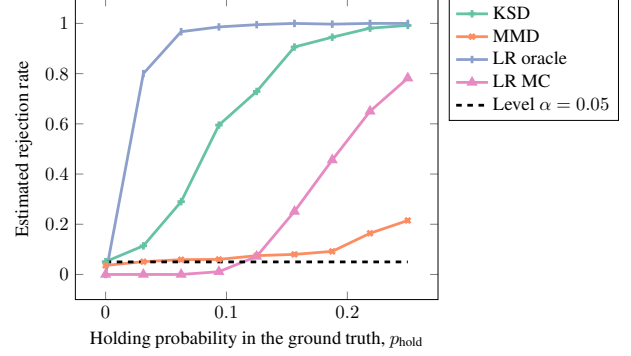


Figure 1: Estimated rejection rate (test power) of the proposed test when the model distribution and ground truth differ by a perturbation that is unlikely to be observed in any given sample. The model distribution is a random walk through $\mathbb{Z}/n\mathbb{Z}$ with $n = 8$. The ground truth introduces a random holding period in the state 0. The baselines are an MMD test that samples from the model distribution, and a likelihood-ratio test where the alternative consists of first-order Markov chains.

for our alphabet, with $n = 8$. The model distribution is a random walk through \mathcal{S} , starting from a random uniform element of \mathcal{S} , with increments drawn uniformly from $\{-1, +1\}$. We use a cyclic structure as described earlier, which identifies 0 with n such that the random walk wraps around. The chain terminates with probability $1/20$ after each step. We construct an alternative distribution as follows: At every step, if and only the current element is $0 \in \mathcal{S}$, we randomly replace the increment with 0 with probability $p_{\text{hold}} \in [0, 1/4]$. That is, we introduce a random holding step that occurs on average in $1/(4n) = 1/32$ of steps, when the perturbation parameter is at its maximum. The perturbation is unlikely to be observed in any given sample, making the problem challenging.

For the KSD test we use the Zanella-Stein operator with the J -location modification neighbourhood $\partial_{x_{(1:\ell)}}^J$, with $J = \infty$; i.e., we allow edits anywhere in the sequence. As baselines we use an MMD test that draws 100 samples from the model, a likelihood-ratio test where the alternative consists of all first-order Markov chains on \mathcal{S} , and an oracle likelihood-ratio test where the alternative is the (generally unknown) ground truth distribution. Both kernel tests are built using the CSK kernel. We use parametric bootstrap for all four tests. Tests are evaluated on $n = 30$ i.i.d. sample points from the perturbed distribution.

In Figure 1 we can see that the KSD test outperforms the two non-oracle baselines. At low degrees of perturbation, the problem is challenging because perturbations are rarely observed. The KSD test is able to overcome this difficulty

¹Code is available at <https://github.com/test-for-sequence-exploiting-information>

4.2 Choice of Neighbourhood Graph

The test that we chose for the preceding experiment performed well, in part due to a good choice of neighbourhood. We now further investigate the choice of neighbourhood for the Zanella-Stein operator. In order to compare the performance of different choices of Stein kernel, we constructed 12 synthetic testing scenarios with various properties, ensuring our conclusions are broadly applicable, and not specific to properties of a particular model. The experiments in this section will evaluate the average performance of each test across these scenarios. We use discrete-time Markov chains for the model P and ground truth Q . The testing scenarios are fully specified in the Appendix.

More densely connected neighbourhood graphs should give more powerful tests, but such tests are slower to evaluate. To understand the tradeoff between compute budget and test power, we construct a family of KSD tests parameterized by the size of the neighbourhood of each point. We consider three classes of neighbourhood: The J -location modification neighbourhood $\partial_{x(1:\ell)}^J$; the substitution neighbourhood $\cup_{j=1}^J \mathcal{R}_{x(1:\ell),j}$; and the neighbourhood of insertions and deletions $\cup_{j=1}^J \mathcal{I}_{x(1:\ell),j} \cup \mathcal{D}_{x(1:\ell),j}$. In each case, the symbol neighbourhoods \mathcal{N}_{ins} and \mathcal{N}_{rep} are set to the entire alphabet \mathcal{S} . We construct a Zanella-Stein operator using the Barker balancing function $g(t) = t/(1+t)$. For the resulting operators, we write ZS , ZS' , and ZS'' , respectively. Using these Stein operators, we construct a KSD by applying the operators on the two kernels specified earlier: the Hamming kernel and the CSK kernel. To estimate the critical value, we use parametric bootstrap. We also include a pair of MMD tests, one for each kernel, as a baseline.

Results are in Figure 2a. Larger neighbourhoods lead to more powerful tests, as expected. However, Figure 2b shows that we face diminishing returns when trading off compute budget against test power. The CSK kernel always does better than the Hamming kernel. Interestingly, for the CSK kernel, the simpler ZS' test performs almost as well as the ZS test. Both of these Stein tests outperform the CSK MMD for $J = \infty$.

Another approach to controlling the size and connectivity of the neighbourhood is to control the symbol neighbourhoods \mathcal{N}_{ins} and \mathcal{N}_{rep} . We use the operator ZS' which uses a neighbourhood consisting of substitutions, choose a cyclic structure over the alphabet \mathcal{S} , and limit the symbol neighbourhood $\mathcal{N}_{\text{rep}}(s)$ using the distance in the cyclic alphabet.

In Figure 3 we can see no notable impact of symbol neighbourhood on test power. This shows that we can construct tests using a sparse neighbourhood. An infinite alphabet could be addressed with such an approach, as described earlier. The experiment also shows that changes to the size of the neighbourhood are not sufficient to fully explain our

previous results. Test power is evidently also impacted by the location of edits rather than just the number.

4.3 Use of Evidence in Long Sequences

Edits across the entire sequence lead to higher test power. One explanation for this effect is that editing the entire sequence, instead of just editing near the end, allows the test to make better use of the evidence available from longer sequences. Where the data are distributed according to a Markov chain or some other model that mixes quickly, longer sequences provide for more information about the distribution. We now show that the proposed test can indeed make use of such information.

In order to illustrate this, we construct the following problem: The model distribution and ground truth are second-order Markov chains over a finite alphabet with $|\mathcal{S}| = 8$. We select two transition kernels randomly from a Dirichlet distribution with concentration parameter $\alpha = 1$. The model distribution uses one of the two kernels. The ground truth uses an equal mixture of the two kernels, so that at each step either of the kernels is used with equal probability. The two chains both stop with a fixed probability $1/\lambda$ after each step. We fix the number of samples at 8 and vary the stopping probability in order to control the length of the samples.

The KSD test for this experiment is constructed using a large, strongly connected, neighbourhood: specifically, the J -location modification neighbourhood with $J = \infty$, which allows insertion, deletion, and substitution anywhere in the sequence. As a baseline, we compare against an MMD test using 100 samples from the model distribution, as well as two likelihood-ratio tests: an oracle test, where $H_1 : \{P, Q\}$, and a test where the alternative consists of all second-order Markov chains over \mathcal{S} . The two kernel tests are constructed using the CSK kernel with subsequence length $n = 3$, and we use parametric bootstrap for all tests.

The results are shown in Figure 4, and we can see that the test is able to reject more often on longer sequences, without the need for more samples. The test outperforms the MMD baseline.

4.4 Sensitivity to Changes in Length

There is a caveat with the family of neighbourhoods we have described: these neighbourhoods are not particularly sensitive to changes in the distribution over sequence length $\mathcal{L}(\text{len}(X))$. We demonstrate this by choosing a randomly generated Markov chain over a finite alphabet $|\mathcal{S}| = 10$ as the model distribution, with the transition kernel again chosen from a Dirichlet distribution as above. The ground truth and model distribution use the same transition kernel, but we vary the stopping probability. The stopping probability is selected such that the expected sequence length

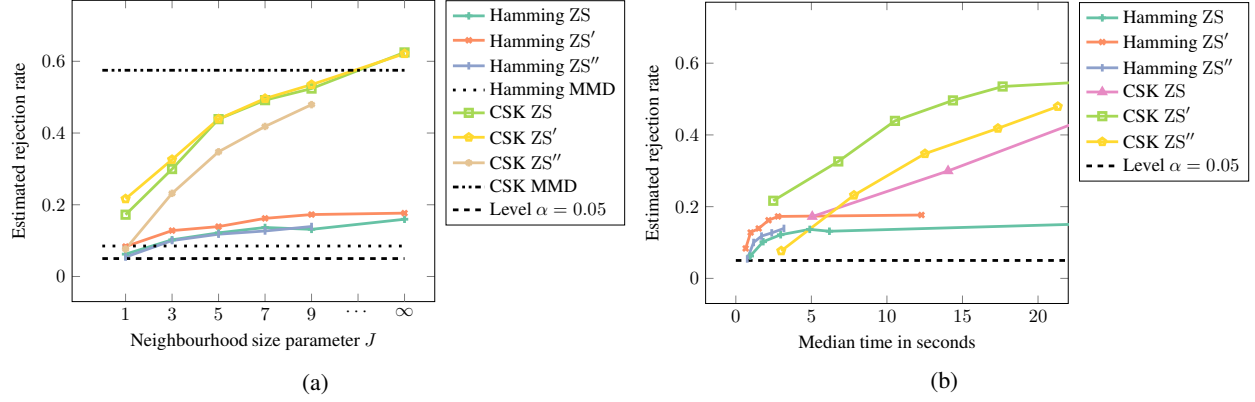


Figure 2: Estimated rejection rate of three different families of Zanella-Stein test with varying neighbourhood size and underlying kernel. We evaluate the tests on 12 different synthetic testing scenarios, evaluating each test multiple times on independently sampled synthetic datasets. To estimate the overall rejection rate, we report a simple average across all test evaluations. Figure (a) shows the estimated rejection rate as a function of the neighbourhood size parameter J . Figure (b) shows the same as a function of the median time taken to bootstrap and evaluate the test once, in seconds. Test power increases as we increase the size of the neighbourhood. We see diminishing returns particularly when the Hamming kernel is used to construct the test.

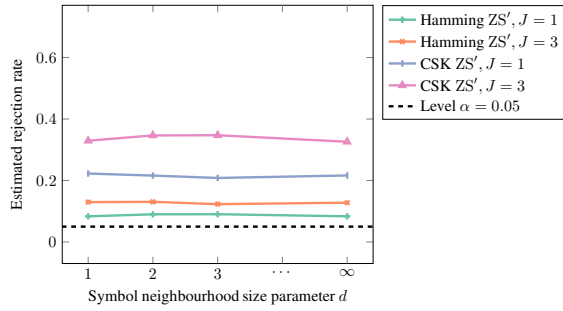


Figure 3: Estimated rejection rate of several Zanella-Stein tests based on the substitution neighbourhood. We control the size of the symbol neighbourhood \mathcal{N}_{rep} and estimate rejection rate as in Figure 2.

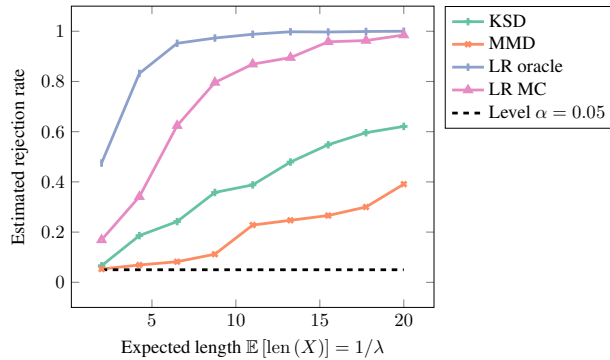


Figure 4: Estimated rejection rate of the proposed test, applied to sequences of increasing length. The model distribution and ground truth are second order Markov models. We control the expected length of the samples, while holding the sample count fixed at 8. As the expected length increases, test power grows.

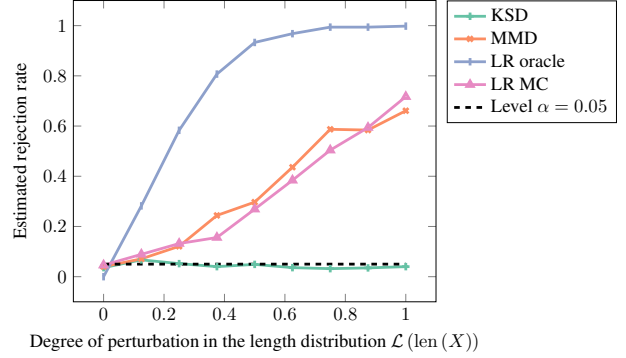


Figure 5: Estimated rejection rate of the proposed KSD test, compared with three baselines: MMD, a suitable likelihood-ratio test, and an oracle LR test. We use a randomly generated Markov chain as the model distribution and perturb the distribution of lengths, $\mathcal{L}(\text{len}(X))$, for the ground truth. The proposed KSD test fails to reject in this setting.

under the model distribution is 8, and we vary the sequence length under the ground truth between 8 and 20.

We use the same tests as in the previous experiment, except that we use a subsequence length of 2 for the CSK kernel and the alternative for the LR baseline now consists of first-rather than second-order Markov chains.

In Figure 5, we can see that the KSD test fails to reject entirely. Both types of baseline significantly outperform.

This experimental result highlights the need for bespoke tests, when we desire that a test is sensitive to a specific aspect of the distribution. A test user who is particularly in-

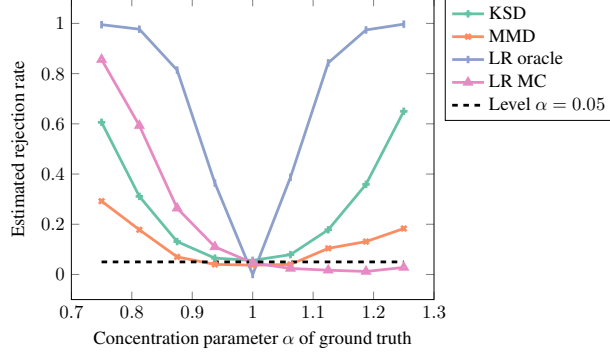


Figure 6: Experiment showing performance of the proposed test on a simple MRF model. Our toy MRF model permits a normalized density and we can sample effectively from it. We use this to construct three baselines that would not be available in the general case. Perturbation is controlled via a concentration parameter α , which is set to 1 for the model distribution and ranges from 0.75 to 1.25 for the ground truth. The concentration parameter controls the correlation of successive elements in a sequence, so that repetitions become more (less) common as α grows (shrinks). Our proposed test outperforms both non-oracle baselines in one region and outperforms MMD in the other region.

interested in the length distribution would likely benefit from directly testing the distribution over lengths using a classical test.

4.5 Markov Random Fields

A major benefit of the proposed test is that it does not require us to sample from the model distribution, nor to compute a normalized density. It is nonetheless worthwhile to compare against baselines where normalised densities are known, and/or for which sampling is possible. We investigate this setting using a Markov Random Field (MRF) which allows us both to compute a normalized density and to sample from the distribution. This permits us to draw i.i.d. samples for the experiment as well as evaluate the MMD and LR baselines. However, the KSD tests will make no use of the normalized density nor of the ability to sample; the MMD tests will only make use of the ability to sample in order to perform the required two-sample test. We no longer perform parametric bootstrap for the kernel tests but rather wild bootstrap, as the latter does not require sampling.

For the MRF model we specify a single potential across the entire sample space \mathcal{X} :

$$h(x_{1:l}) := \begin{cases} C \cdot l + \alpha \sum_{i=1}^{l-1} \delta_{x_i}(x_{i+1}), & \text{if } l \leq M \\ -\infty, & \text{else.} \end{cases} \quad (7)$$

In our experiment we hold the length parameters C and M fixed, while perturbing the distribution by varying α .

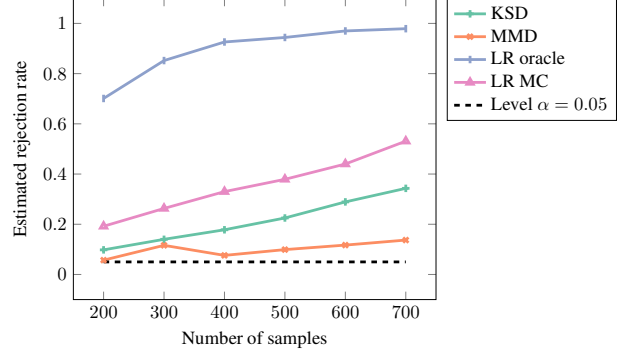


Figure 7: Performance of the proposed KSD test on a simple MRF model. We perform the same experiment as shown in Figure 6, in this case holding fixed $\alpha = 0.9$ and varying the number of samples. In this region, our proposed test outperforms the MMD baseline but not the LR baseline.

The parameter α is a concentration parameter and controls the correlation between successive elements of a sequence. We specify $\alpha = 1$ for the model distribution and vary $\alpha \in [0.75, 1.25]$ for the ground truth. We specify $M = 20$ in all cases, and vary C with α so that the mean length is fixed at 10 and the length distribution does not depend on α . The alphabet size is 3.

We compare the proposed test against the MMD and LR baselines. For the LR baseline we use an oracle test, as well as a test where H_1 consists of first-order Markov chains. This baseline does not contain the toy model MRF family in the alternative. Note that a general likelihood-ratio test for MRF models is intractable. The MMD and KSD tests use the CSK kernel with subsequence length 2.

The proposed test performs competitively with the non-oracle baselines. In Figure 6 we can see that the proposed test outperforms the MMD baseline across the full range of perturbations, and outperforms the non-oracle LR baseline in one region but not the other. The LR baseline fails as α grows, due to lack of consistency. We emphasize that our proposed test applies more generally than the LR test, since we do not require normalized densities. Moreover, using the wild Bootstrap approach, we do not need to sample from the model, unlike the MMD test.

We also show how test power varies with the data size in Figure 7. We choose the region where our test outperforms the MMD baseline, but not the LR baseline. The concentration parameter is fixed to $\alpha = 0.9$, while we vary the sample size n . We can see that the MMD baseline has a low sample efficiency for this problem, confirming again that the MMD is unable to use the model structure. Both the LR baseline and our proposed KSD test make use of model information. Only the KSD test can work in the absence of a normalized density, however.

Acknowledgements

Heishiro Kanagawa and Arthur Gretton thank the Gatsby Charitable Foundation for the financial support.

References

- Hoeffding, Wassily (1948). “A Class of Statistics with Asymptotically Normal Distribution”. In: *Ann. Math. Statist.* 19.3, pp. 293–325.
- Aronszajn, Nachman (1950). “Theory of reproducing kernels”. In: *Transactions of the American mathematical society* 68.3, pp. 337–404.
- Barker, AA (1965). “Monte Carlo Calculations of the Radial Distribution Functions for a Proton?Electron Plasma”. In: *Australian Journal of Physics* 18.2, p. 119. DOI: 10.1071/ph650119.
- Stein, Charles M. (1972). “A bound for the error in the normal approximation to the distribution of a sum of dependent random variables”. In.
- Barbour, Andrew D (1988). “Stein’s method and Poisson process convergence”. In: *Journal of Applied Probability* 25 (A). Publisher: Cambridge University Press, pp. 175–184.
- Dehling, Herold and Thomas Mikosch (1994). “Random quadratic forms and the bootstrap for U-statistics”. In: *Journal of Multivariate Analysis* 51.2. Publisher: Elsevier, pp. 392–413.
- Blei, D., A. Ng, and M. Jordan (2003). “Latent Dirichlet Allocation”. In: *Journal of Machine Learning Research* 3, pp. 993–1022.
- Steinwart, Ingo and Andreas Christmann (2008). *Support Vector Machines*. Information Science and Statistics. Springer.
- Serfling, Robert J. (2009). *Approximation theorems of mathematical statistics*. John Wiley & Sons.
- Sriperumbudur, Bharath K., Kenji Fukumizu, and Gert R. G. Lanckriet (2011). “Universality, characteristic kernels and RKHS embedding of measures”. In: *Journal of Machine Learning Research* 12, pp. 2389–2410.
- Gretton, Arthur et al. (2012). “A kernel two-sample test”. In: *The Journal of Machine Learning Research* 13.1. Publisher: JMLR. org, pp. 723–773.
- Gorham, Jackson and Lester Mackey (2015). “Measuring sample quality with Stein’s method”. In: *Advances in Neural Information Processing Systems* 28.
- Lloyd, J. and Z. Ghahramani (2015). “Statistical model criticism using kernel two sample tests”. In: *Advances in Neural Information Processing Systems*, pp. 829–837.
- Chwialkowski, Kacper, Heiko Strathmann, and Arthur Gretton (2016). “A kernel test of goodness of fit”. In: *International conference on machine learning*. PMLR, pp. 2606–2615.
- Liu, Qiang, Jason Lee, and Michael Jordan (2016). “A kernelized Stein discrepancy for goodness-of-fit tests”. In: *International conference on machine learning*. PMLR, pp. 276–284.
- Oates, Chris J., Mark Girolami, and Nicolas Chopin (May 2016). “Control functionals for Monte Carlo integration”. In: *Journal of the Royal Statistical Society: Series B (Statistical Methodology)* 79.3, pp. 695–718. DOI: 10.1111/rssb.12185.
- Gorham, Jackson and Lester Mackey (2017). “Measuring Sample Quality with Kernels”. In: *Proceedings of The 34th International Conference on Machine Learning*, pp. 1292–1301.
- Yang, Jiasen, Qiang Liu, et al. (2018). “Goodness-of-fit Testing for Discrete Distributions via Stein Discrepancy”. In: *ICML*.
- Barp, Alessandro et al. (2019). “Minimum Stein Discrepancy Estimators”. In: *Advances in Neural Information Processing Systems*. Vol. 32.
- Bresler, Guy and Dheeraj Nagaraj (2019). “Stein’s Method for Stationary Distributions of Markov Chains and Application to Ising Models”. In: *Annals of Applied Probability* 29.
- Kanagawa, Heishiro et al. (2019). “A kernel stein test for comparing latent variable models”. In: *arXiv preprint arXiv:1907.00586*.
- Power, Samuel and Jacob Vorstrup Goldman (2019). “Accelerated sampling on discrete spaces with non-reversible Markov processes”. In: *arXiv preprint arXiv:1912.04681*.
- Reinert, Gesine and Nathan Ross (2019). “Approximating stationary distributions of fast mixing Glauber dynamics, with applications to exponential random graphs”. In: *Annals of Applied Probability* 29.
- Yang, Jiasen, Vinayak Rao, and Jennifer Neville (2019). “A Stein–Papangelou Goodness-of-Fit Test for Point Processes”. In: *Proceedings of the Twenty-Second International Conference on Artificial Intelligence and Statistics*, pp. 226–235.
- Zanella, Giacomo (2019). “Informed Proposals for Local MCMC in Discrete Spaces”. In: *Journal of the American Statistical Association* 115, pp. 852–865.
- Fernandez, Tamara et al. (2020). “Kernelized Stein Discrepancy Tests of Goodness-of-fit for Time-to-Event

Data”. In: *Proceedings of the 37th International Conference on Machine Learning*, pp. 3112–3122.

Hodgkinson, Liam, Robert Salomone, and Fred Roosta (2020). “The reproducing Stein kernel approach for post-hoc corrected sampling”. In: *arXiv preprint arXiv:2001.09266*.

Xu, Wenkai and Takeru Matsuda (2020). “A Stein Goodness-of-fit Test for Directional Distributions”. In: *Proceedings of the Twenty Third International Conference on Artificial Intelligence and Statistics*, pp. 320–330.

Anastasiou, Andreas et al. (2021). “Stein’s Method Meets Statistics: A Review of Some Recent Developments”. In: *arXiv preprint arXiv:2105.03481*.

Shi, Jiaxin et al. (2022). “Gradient Estimation with Discrete Stein Operators”. In: *ArXiv abs/2202.09497*.

Wynne, George, Mikołaj Kasprzak, and Andrew B. Duncan (2022). “A Spectral Representation of Kernel Stein Discrepancy with Application to Goodness-of-Fit Tests for Measures on Infinite Dimensional Hilbert Spaces”. In: DOI: <https://doi.org/10.48550/arXiv.2206.04552>.

A PROGRAM CODE

The program code used to produce our experimental results is available online at: <https://github.com/test-for-sequential-models/code>

B EXPERIMENT DETAILS

We provide further details for the experiments that we conducted.

B.1 Likelihood Ratio Test

The LR baselines use the likelihood ratio statistic:

$$T_m^{\text{LR}}\left(\left\{Y^{(l)}\right\}_{l=1}^m\right) := 2\left(\sup_{p \in H_0 \cup H_1} \log p\left(\left\{Y^{(l)}\right\}_{l=1}^m\right) - \sup_{p \in H_0} \log p\left(\left\{Y^{(l)}\right\}_{l=1}^m\right)\right), \quad (8)$$

where H_0 and H_1 are the null and alternative hypotheses, respectively. In our experiments, we use a simple null hypothesis for the likelihood ratio statistic. The alternative used in the oracle baseline is a simple hypothesis containing only the (normally unknown) ground truth. The alternative used in the MC baseline is a composite hypothesis consisting of all Markov chains of some order, with the order depending on the experiment. In experiments where we use an alternative consisting of first-order Markov chains, the alternative consists of all initial distributions over the alphabet together with all transition kernels through the alphabet, with an additional stopping point:

$$H_1 := \text{Sim}_{\mathcal{S}} \times (\text{Sim}_{\mathcal{S} \cup \{\text{stop}\}})^{\mathcal{S}}, \quad (9)$$

$$\text{Sim}_{\mathcal{S}} := \left\{ (\theta_i)_{i \in \mathcal{S}} : \sum_{i \in \mathcal{S}} \theta_i = 1 \text{ and } \theta_i \geq 0 \text{ for any } i \in \mathcal{S} \right\}. \quad (10)$$

In experiments where we use an alternative consisting of second-order Markov chains, the alternative consists of the analogous collection of second-order kernels:

$$H_1 := \text{Sim}_{\mathcal{S}} \times (\text{Sim}_{\mathcal{S} \cup \{\text{stop}\}})^{\mathcal{S}} \times (\text{Sim}_{\mathcal{S} \cup \{\text{stop}\}})^{\mathcal{S} \times \mathcal{S}}. \quad (11)$$

B.2 Details of Testing Scenarios

In several experiments, we referred to a collection of 12 synthetic testing scenarios to evaluate the test power. We provide the details of these scenarios. The scenarios are intended to be dissimilar to each other in form and difficulty, although all model distributions and ground truths are Markov chains of some order.

Some of the distributions described here do not have support on the entire sequence space. In our earlier discussion, we required support everywhere as a technical condition relating to the connectivity of the Zanella process. To ensure that the probability of all sequences is positive, we introduce low-probability “restart” events into all of our Markov chains that resample uniformly from the alphabet with low probability, rather than sampling from the specified transition kernel. The probability of these events is small, $\varepsilon \approx 10^{-3}$. We do not mention this further, in order to simplify our discussion.

Binary i.i.d. sequences We draw sequences of i.i.d. Bernoulli variables. The model and ground truth differ in the parameter of the Bernoulli distribution.

Alphabet: $\{0, 1\}$.

Model distribution: Length follows a Poisson distribution with mean 20. Contents of the sequence are i.i.d. Bernoulli with $p = 0.6$.

Ground truth: Length follows a Poisson distribution with mean 20. Contents of the sequence are i.i.d. Bernoulli with $p = 0.4$.

Sample size: 10.

Binary sequences: misspecified Markov order We simulate the case where we are mistaken about the Markov order of the data. The model consists of i.i.d. Bernoulli variables, while the ground truth follows a simple first-order Markov chain.

Alphabet: $\{0, 1\}$.

Model distribution: Length follows a geometric distribution with mean 20. Contents of the sequence are i.i.d. Bernoulli with $p = 0.6$.

Ground truth: First-order Markov chain. Initial distribution uniform on $\{0, 1\}$. The transition kernel is

$$\Pr(\text{stop} | X_t = x) = 1/\lambda, \quad (12)$$

$$\Pr(X_{t+1} = y | X_t = x) = (1 - 1/\lambda) \delta_x(y), \quad (13)$$

with $\lambda = 20$. This gives sequences alternating between $\{0, 1\}$.

Sample size: 30.

Random walk I We take a random walk through a cyclic alphabet and perturb it by letting the ground truth hold, or “skip a step”, with low probability.

Alphabet: $\mathcal{S} = \{1, \dots, 8\}$ with a cyclic structure.

Model distribution: Random walk through \mathcal{S} according to the cyclic structure. Start uniformly on \mathcal{S} . After each step, stop with probability $1/\lambda$, with $\lambda = 8$.

Ground truth: Random walk with holding. Start uniformly on \mathcal{S} . At each step, hold or “skip a step”, with probability $p = 0.2$, letting $X_{t+1} = X_t$. Otherwise, sample a step from $\{-1, +1\}$ uniformly. After each step, stop with probability $1/\lambda$, with $\lambda = 8$.

Sample size: 30.

Random walk II The same scenario, but with few long sequences instead of many short sequences. We only let the ground truth hold in a subset of states, which reduces the degree of perturbation and makes the problem more challenging.

Alphabet: $\mathcal{S} = \{1, \dots, 30\}$ with a cyclic structure.

Model distribution: Same as in Random walk I with $\lambda = 30$.

Ground truth: Same as in Random walk I but with $\lambda = 30$ and sampling the step from $\{-1, 0, +1\}$ according to:

$$\Pr(X_{t+1} - X_t = \Delta | X_t = x) = \begin{cases} p, & \text{if } \Delta = 0, x \leq i_{\max}, \\ \frac{1-p}{2}, & \text{if } \Delta \in \{-1, +1\}, x \leq i_{\max}, \\ \frac{1}{2}, & \text{if } \Delta \in \{-1, +1\}, x > i_{\max}, \\ 0, & \text{otherwise,} \end{cases} \quad (14)$$

with $i_{\max} = 8$ and $p = 0.2$.

Sample size: 8.

Random walk III We introduce memory into the random walk by correlating or anti-correlating successive steps, which gives us a simple second-order MC.

Alphabet: $\mathcal{S} = \{1, \dots, 10\}$ with a cyclic structure.

Model distribution: Same as in Random walk I, but we modify the transition kernel to correlate successive steps. Specifically, letting $\delta = 0.95$, we sample the step from $\{-1, 0, +1\}$ according to:

$$\Pr(X_{t+2} - X_{t+1} = d | X_{t+1}, X_t) = \begin{cases} \delta, & \text{if } d = X_{t+1} - X_t, |d| = 1, \\ 1 - \delta, & \text{if } d = X_t - X_{t+1}, |d| = 1, \\ \frac{1}{2}, & \text{if } |d| = 1 < |X_t - X_{t+1}|, \\ 0, & \text{otherwise.} \end{cases} \quad (15)$$

$$(16)$$

We have to treat the case where $|X_t - X_{t+1}| > 1$ due to the low probability restart event mentioned earlier.

Ground truth: Same as model distribution but with $\delta = 0.05$.

Sample size: 30.

Random walk IV Same as in `Random walk III` but with $\lambda = 30$ and sample size 8. That is, few long sequences instead of many short ones.

Random second-order MC I We define a distribution over second-order MC and sample two random ones. The stopping probability is constant so that we can control the length independently of the perturbation of the contents. We sample many short sequences.

Alphabet: $\mathcal{S} = \{1, \dots, 10\}$.

Model distribution: We sample a second-order Markov chain by sampling the initial distribution and transition kernels from Dirichlet distributions with concentration parameter $\alpha = 1$. At each step, the chain stops with probability $1/\lambda$ where $\lambda = 8$.

Ground truth: Same as model distribution, but the Markov chain is sampled from a different random number generator (RNG) seed in order to give a different MC.

Sample size: 30.

Random second-order MC II Same as in `Random second-order MC I` but with $\lambda = 20$ and sample size 8. That is, we sample a small number of long sequences.

Random second-order MC III Same as in `Random second-order MC I` but with $\lambda = 8$ and sample size 8. That is, we sample a small number of short sequences.

Random MC with varied initial distribution I We sample a single random first-order MC for the model and ground truth, and set a fixed initial distribution which we perturb. This poses a hard problem, as most of the observed data relates to transitions that come from an unperturbed transition kernel.

Alphabet: $\mathcal{S} = \{1, \dots, 10\}$.

Model distribution: We sample a first-order Markov chain by sampling the transition kernel from a Dirichlet distribution with concentration parameter $\alpha = 1$. The initial distribution is uniform over \mathcal{S} . At each step, the chain stops with probability $1/\lambda$ where $\lambda = 8$.

Ground truth: Same as model distribution, with the same RNG seed. in order to give the same transition kernel. The initial distribution is an equal mixture of $\text{Unif}(\mathcal{S})$ and $\text{Unif}(\{1, 2\})$.

Sample size: 30.

Random MC with varied initial distribution II Same as in `Random MC with varied initial distribution I` but with $\lambda = 20$ and sample size 8. This problem is significantly harder, as we observe 8 rather than 30 instances of the initial distribution, and the longer sequences do not provide any additional evidence.

Random MC with varied length distribution We vary the distribution over lengths while keeping the content distribution the same.

Alphabet: $\mathcal{S} = \{1, \dots, 10\}$.

Model distribution: We sample a first-order Markov chain by sampling the transition kernel from a Dirichlet distribution with concentration parameter $\alpha = 1$. The initial distribution is uniform over \mathcal{S} . At each step, the chain stops with probability $1/\lambda$ where $\lambda = 8$.

Ground truth: We use the same initial distribution and transition kernel as in the model. At each step, the chain stops with probability $1/\lambda$ where $\lambda = 20$.

Sample size: 30.