

# Condensation temperature of strongly interacting $^{39}\text{K}$ condensates in the mean-field and semi-classical approximations.

Fabio Briscese\*

*Università Roma Tre, Dipartimento di Architettura,  
via Madonna dei Monti 40 00184 Rome, Italy, and  
Istituto Nazionale di Alta Matematica Francesco Severi, Gruppo Nazionale di Fisica Matematica,  
Città Universitaria, P.le A. Moro 5, 00185 Rome, Italy.*

We consider the effect of inter-atom interactions on the condensation temperature  $T_c$  of an atomic Bose-Einstein condensate. We find an analytic expression of the shift in  $T_c$  induced by interactions with respect the ideal non-interacting case, in the mean-field and semi-classical approximations. Such a shift is expressed in terms of the ratio  $a/\lambda_{T_c}$  between the s-wave scattering length  $a$  and the thermal wavelength  $\lambda_{T_c}$ . This result is used to discuss the tension between mean-field predictions and observations in strongly interacting  $^{39}\text{K}$  condensates. It is shown that such a tension is solved taking into account the details of the Feshbach resonance used to tune  $a$  in the experiments.

The effect of inter-atom interactions in atomic Bose-Einstein condensates (BECs) in the mean-field approximation and beyond (see [1, 2] for review) has been extensively studied, from the first works of Lee, Huang, and Yang [3, 4] to more recent years [5–25]. The mean-field approximation accounts for leading inter-particle interactions, which are crucial for the thermal equilibrium in the condensate, while beyond mean-field effects are due to quantum corrections.

In this paper we focus on the dependence of the condensation temperature  $T_c$  on the scattering length in the mean-field approximation. In the case of uniform BECs, interactions are irrelevant in the mean-field approximation [11–14]. However, beyond-MF effects related to quantum correlations between bosons near the critical point produce a shift in the condensation temperature with respect to the ideal non interacting case given by [9, 11]

$$\Delta T_c/T_c^0 \simeq 1.8 (a/\lambda_{T_c^0}) \quad (1)$$

with  $\Delta T_c \equiv T_c - T_c^0$ , where  $T_c$  is the critical temperature of the gas of interacting bosons,

$$T_c^0 = (n/\zeta(3/2))^{2/3} (2\pi\hbar^2/mk_B) \quad (2)$$

the condensation temperature in the ideal non-interacting case,

$$\lambda_{T_c} \equiv \sqrt{2\pi\hbar^2/(mk_B T)} \quad (3)$$

the thermal wavelength at temperature  $T$ ,  $m$  the boson mass,  $n$  the boson number density,  $a$  the s-wave scattering length used to parameterize inter-particle interactions, and  $k_B$  the Boltzmann constant [1, 2].

However, laboratory atomic condensates are confined in magnetic and optical traps, indeed they are not uniform. Trapped condensates can be described as a system

of  $N$  bosons in an external harmonic potential. Neglecting the effect of inter-atom interactions, the condensation temperature is [1, 2]

$$k_B T_c^0 = \hbar\omega (N/\zeta(3))^{1/3}, \quad (4)$$

while, when such an effect is taken into account, it causes a shift in  $T_c$  given by

$$\frac{\Delta T_c}{T_c^0} \simeq b_1 (a/\lambda_{T_c^0}) + O(a/\lambda_{T_c^0})^2. \quad (5)$$

The coefficient  $b_1$  can be estimated in the mean-field and semi-classical approximations, giving  $b_1 \simeq -3.426 \dots$  [1]. This value is in excellent agreement with laboratory measurements of  $\Delta T_c/T_c^0$  [26–29] for sufficiently weak atom-atom interactions, i.e. small  $a/\lambda_{T_c^0} \ll 0.01$ .

High precision measurements of the condensation temperature of  $^{39}\text{K}$  in the strongly interacting regime have detected  $O(a/\lambda_{T_c^0})^2$  effects in  $\Delta T_c/T_c^0$ , see [29]. This has been achieved exploring the range  $5 \times 10^{-3} < a/\lambda_{T_c^0} < 4 \times 10^{-2}$  for parameters  $N \simeq (2-8) \times 10^5$ ,  $\omega \simeq (75-85)\text{Hz}$ ,  $T_c \simeq (180-330)\text{nK}$ , and  $\lambda_{T_c} \simeq (4.8-6.5) \times 10^{-7}\text{m}$ . The measured temperature shift is fitted by a second order polynomial

$$\frac{\Delta T_c}{T_c^0} \simeq b_1 (a/\lambda_{T_c^0}) + b_2 (a/\lambda_{T_c^0})^2, \quad (6)$$

with  $b_1 \simeq -3.5 \pm 0.3$  and  $b_2 \simeq 46 \pm 5$  [29]. Theoretical estimations of  $b_2$  in the mean-field and semi-classical approximations strongly disagree with its best-fit value. For instance, a value  $b_2 \simeq 11.7$  has been obtained in [30] numerically, which is excluded by data at  $\sim 6\sigma$  level.

More in general, it has been shown [31] that, in the mean-field and semi-classical approximations, one has

$$\frac{\Delta T_c}{T_c^0} \approx b_1 (a/\lambda_{T_c^0}) + b_2 (a/\lambda_{T_c^0})^2 + \psi [a/\lambda_{T_c^0}], \quad (7)$$

where  $\psi[z]$  is non-analytic in  $z = 0$ , with  $\psi'[0] = \psi''[0] = 0$ , while its higher derivatives are divergent in 0. The

\* fabio.briscese@math.unipd.it, briscese.phys@gmail.com

explicit form of the function  $\psi[z]$  is not known, while the parameters  $b_1$  and  $b_2$  can be estimated analytically, giving  $b_1 \simeq -3.426\dots$  and  $b_2 \simeq 18.776\dots$ , with  $b_2$  still in disagreement with [29] at  $\sim 4\sigma$  level.

We mention that a different estimation of  $\Delta T_c/T_c^0$  can be obtained by means of lattice simulations [18], giving

$$\frac{\Delta T_c}{T_c^0} \simeq c_1(a/\lambda_{T_c^0}) + (c'_2 + c''_2 \ln[a/\lambda_{T_c^0}]) (a/\lambda_{T_c^0})^2, \quad (8)$$

with  $c_1 \simeq -3.426$ ,  $c'_2 \simeq -32\pi\zeta[2]/3\zeta[3] \simeq -45.9$  and  $c''_2 \simeq -155$ , that also disagrees with the measurements reported in [29].

In what follows, we begin finding an analytic expression of  $\Delta T_c/T_c^0$  as a function of the ratio  $a/\lambda_{T_c}$  in the mean-field and semi-classical approximations. This result confirms the tension between mean-field predictions and measurements in strongly-interacting  $^{39}\text{K}$  condensates [29]. We then show that such a tension is due to an overestimation of the s-wave scattering length, owing to a standard description of the Feshbach resonance used to tune  $a$  in [29], which is inaccurate in the strong interacting regime. We then argue that, when the correct expression of  $a$  in term of the Feshbach magnetic field  $B$  is considered, and the measurements of the temperature shift are rescaled accordingly, the data in [29] show perfect match with mean-field predictions.

Let us start considering a system of  $N$  bosons trapped in an external harmonic isotropic potential  $V(x) = m\omega^2 x^2/2$  (the generalization to anisotropic traps and other potentials is straightforward), with  $\omega$  the frequency of the trap, and  $m$  the mass of the bosons. In the mean-field approximation, the BEC is described as a system of bosons that experience a mean-field interaction potential  $\propto a n$  where  $a$  is the scattering length and  $n$  is the density of bosons, accounting for atom-atom interactions. Therefore, the single-particle energy in phase space is given by [1, 2]

$$E = \epsilon(p, x) + 2g n(x, g) \quad (9)$$

where

$$g = \frac{4\pi\hbar^2}{m} a. \quad (10)$$

Moreover, in the semi-classical limit one has  $\epsilon(p, x) \equiv p^2/2m + V(x)$ , see [1, 2] for details. Under these assumptions, the number of bosons in the excited thermal spectrum is given by

$$N_{th} = \int \frac{d^3x d^3p}{(2\pi\hbar)^3} \left( \exp \left[ \frac{E - \mu}{k_B T} \right] - 1 \right)^{-1}, \quad (11)$$

where  $\mu$  is the chemical potential. This expression can be rearranged in the form  $N_{th} = \int d^3x n(x, g)$ , where the number density of the bosons in the thermal cloud is given by

$$n_{th}(x, g) = \int \frac{d^3p}{(2\pi\hbar)^3} \left( \exp \left[ \frac{E - \mu}{k_B T} \right] - 1 \right)^{-1} = \lambda_{T_c}^{-3} g_{3/2} \left[ \exp \left[ - \frac{V(x) + 2g n(x, g) - \mu}{k_B T} \right] \right], \quad (12)$$

where  $\lambda_{T_c} = \sqrt{2\pi\hbar^2/(mk_B T)}$  and  $g_\alpha[z] = \sum_{k=1}^{\infty} z^k/k^\alpha$  is the Polylogarithmic or Boltzmann function of index  $\alpha$ , see [1, 31] for details. This is a consistency relation which can be used, at least in principle, to extract  $n(x, g)$ . Nevertheless, we will show that for our purposes we do not need to find  $n(x, g)$  explicitly.

When the system reaches the condensation temperature  $T_c$ , the chemical potential  $\mu$  equals the energy of the ground state, corresponding to the minimum of  $E$ . It can be shown [1, 31] that such a minimum corresponds to

$$\mu_c = 2g n(0, g). \quad (13)$$

Moreover, at the temperature  $T_c$  the number of bosons in the condensate  $N_0$  is still zero. Thus from (11-13) one has

$$N = \int \frac{d^3x}{\lambda_{T_c}^3} g_{3/2} \left[ \exp \left[ - \frac{V(x) + 2g (n(x, g) - n(0, g))}{k_B T_c} \right] \right], \quad (14)$$

and this expression must be inverted to give  $T_c$  as a function of  $g$ ,  $N$  and  $\omega$ .

In practice, extracting  $T_c$  from (14) is a difficult task; indeed (14) is expanded around  $g = 0$  so that  $T_c$  and its derivatives at  $g = 0$  are found, see [1, 31]. This is realized at first order deriving both sides of (14) with respect to  $g$  and collecting the terms proportional to  $\partial_g T_c$ . Thus,  $\partial_g T_c(g = 0)$  is calculated setting  $g = 0$  in the integrals. Iterating this procedure at second order, one finds  $\partial_g^2 T_c$  at  $g = 0$  and, proceeding in such a way, one can, at least in principle, express  $T_c$  as an infinite Taylor series evaluated at  $g = 0$ . However, it is found that this procedure can not be iterated many times, since  $g_{3/2}[z]$  is not analytic at  $z = 0$ , as it has infinite first derivative there. Indeed, one has divergent integrands at  $x = 0$  for  $g = 0$  in the integral expressions of higher derivatives of  $T_c$ . Therefore, according to (7),  $\Delta T_c/T_c^0$  is determined at order  $(a/\lambda_{T_c})^2$  up to an unknown function  $\psi[a/\lambda_{T_c}]$  that is non-analytic at zero. As long as  $\psi[z]$  remains unknown, one has no control of higher order contributions, even though they are expected to be small. Indeed, comparison of (7) with data is not exhaustive.

Here we adopt a different strategy, which allows to find an analytic expression for  $\Delta T_c/T_c^0$ . We define the following variables:

$$v \equiv \sqrt{\frac{V(x)}{k_B T_c}} = \sqrt{\frac{m\omega^2}{2k_B T_c}} x$$

$$\Omega \equiv \frac{V(x) + 2g(n(x, g) - n(0, g))}{k_B T_c} = v^2 + \frac{2g(n(x, g) - n(0, g))}{k_B T_c}. \quad (15)$$

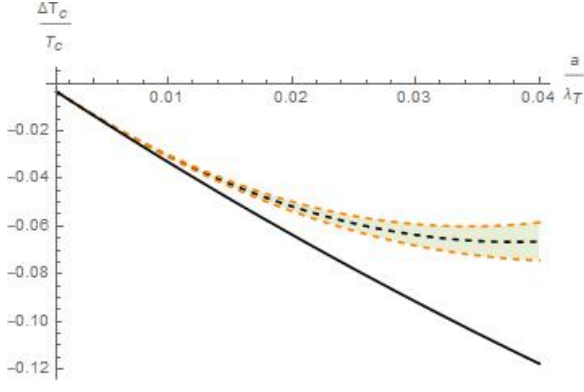


FIG. 1. We plot  $\Delta T_c/T_c^0$  as a function of  $a/\lambda_{T_c}$  in the range of values explored in [29]. The solid curve represents the mean-field result in (21), the dashed curve is the best fit (6), and the shadowed region is its  $1\sigma$  contour.

Changing integration variable  $x \rightarrow v$  in (14), and using (3) one has

$$N = \left( \frac{k_B T_c}{\hbar \omega} \right)^3 \frac{4}{\sqrt{\pi}} \int_0^\infty dv v^2 g_{3/2} [e^{-\Omega(v)}]. \quad (16)$$

Note that, when  $g = 0$ , one has  $\Omega = v^2$  and the integral in the r.h.s. of (16) gives  $\sqrt{\pi}\zeta(3)/4$ , so that one recovers (4).

In order to evaluate  $T_c$ , we should use the second equation in (15) to express  $\Omega$  as a function of  $v$  and  $g$ , and replace it in (16). This is difficult to do in practice, but this issue can be overcome easily. Using (10,12) one has

$$\Omega = v^2 + 4 \frac{a}{\lambda_{T_c}} (g_{3/2} [e^{-\Omega}] - \zeta(3/2)), \quad (17)$$

where we used  $\Omega(x=0) = 0$  and  $g_{3/2}[1] = \zeta(3/2)$ . One can use (17) to express  $v$  as a function of  $\Omega$  and change integration variable in (16). Indeed

$$v(\Omega) = \sqrt{\Omega - 4 \frac{a}{\lambda_{T_c}} (g_{3/2} [e^{-\Omega}] - \zeta(3/2))}, \quad (18)$$

so that one has

$$N = \left( \frac{k_B T_c}{\hbar \omega} \right)^3 \frac{4}{\sqrt{\pi}} I(a/\lambda_{T_c}), \quad (19)$$

where

$$I(a/\lambda_{T_c}) \equiv \int_0^\infty d\Omega v'(\Omega) v^2(\Omega) g_{3/2} [e^{-\Omega}] \quad (20)$$

with  $v'(\Omega) = \partial_\Omega v(\Omega)$ . Finally, from (4) and (19) one has

$$\frac{\Delta T_c}{T_c^0} \left( \frac{a}{\lambda_{T_c}} \right) = \left( \frac{I(0)}{I(a/\lambda_{T_c})} \right)^{1/3} - 1, \quad (21)$$

where  $I(0) = \zeta[3]\sqrt{\pi}/4$ .

Eq. (21) gives the analytic expression of the shift in the condensation temperature due to atom-atom interactions in the mean-field approximation in terms of the ratio  $a/\lambda_{T_c}$ . Such a function can be evaluated numerically, and it is plotted in fig.1 together with the best fit curve (6). The plot shows clearly that the exact mean-field result (21) is far from closing the gap between the mean-field predictions and data. That means that the corrections due to the function  $\psi[a/\lambda_{T_c}]$  in Eq.(7) remain negligible in the range of values of  $a$  explored in [29], and the tension between mean-field predictions and data are not due to a poor evaluation of  $T_c$ .

In order to solve this problem, we have to analyze the details of the Feshbach resonance, which is used to tune the values of  $a$  in the experiments. We remind that the s-wave scattering length is defined in terms of the two-body scattering amplitude  $f(\theta)$  as

$$a \equiv - \lim_{E \rightarrow 0} f(\theta) \quad (22)$$

where  $E$  is the energy of the relative motion of the scattering particles, see e.g. section 9 in [2] for details. In correspondence of a Feshbach resonance, the energy of the scattering atoms, which have definite spin in the condensate cloud, becomes close to the energy  $E_b < 0$  of a bound state in a different spin state. If there is a small coupling between these states, this affects the value of the scattering length. What is more, the difference  $E - E_b$  can be tuned changing the value of the external magnetic field  $B$ , as the scattering atoms and the bound state have different magnetic moment. It turns out that  $a$  grows in magnitude when  $B$  approaches a value  $B_0$  of the magnetic field, where the resonance takes place. Moreover, the sign of the scattering length changes when  $B$  crosses  $B_0$ , and the attractive/repulsive character of inter-atom interactions is swapped.

Therefore, in presence of a Feshbach resonance, the scattering atoms can decay into other channels, so that the s-wave scattering length is replaced by a complex scattering length [32]

$$\tilde{a} = a - ib = a_{bg} \left( 1 + \frac{\Gamma}{-E_0 + i(\gamma/2)} \right) \quad (23)$$

where  $E_0 \equiv E_b + \delta E$ ,  $\Gamma$  and  $\delta E$  depend on the details of the interaction,  $a_{bg}$  is the background value of  $a$  far from the resonance, and  $\gamma$  fixes the width of the resonance. Moreover, the thresholds for the elastic collision cross section  $\sigma_{el}$  and the inelastic rate coefficient  $K_{loss}$  are [32]

$$\sigma_{el} = 4\pi(a^2 + b^2), \quad K_{loss} = \left( \frac{8\pi\hbar}{m} \right) b. \quad (24)$$

As there is a difference between the magnetic moment  $\mu_{atoms}$  of the separated atoms and the magnetic moment  $\mu_b$  of the bare bound state, the difference between the energy  $E_b$  of the bound state and the energy  $E \rightarrow 0$  of the separated atoms is  $E_b = \delta\mu(B - B_b)$ , where  $B_b$  is the value of the magnetic field at which  $E_b = 0$ , and  $\delta\mu \equiv \mu_{atoms} - \mu_b$ . That implies that the strength of inter-atoms interactions can be tuned varying  $B$ , indeed  $\tilde{a}$  can be expressed as a function of  $B$  as

$$\tilde{a} = a_{bg} \left( 1 - \frac{\Delta}{B - B_0 - i\Sigma} \right) \quad (25)$$

with

$$\Delta \equiv \frac{\Gamma}{\delta\mu}, \quad B_0 \equiv B_b - \frac{\delta E}{\delta\mu}, \quad \Sigma \equiv \frac{\gamma}{2\delta\mu} \quad (26)$$

In the case of atomic condensates with a magnetic tunable resonance,  $\Sigma$  is usually negligible in the range of scattering lengths experimentally accessible, corresponding to weak inter-atom interactions with  $0 < a/\lambda_{T_c} \ll 0.01$ . This is because it is difficult to stabilize the condensate for larger  $a$ . Indeed,  $\Sigma$  is commonly set to zero, so that  $\tilde{a}$  is real and the scattering length is given by the well known formula

$$a = a_{bg} \left( 1 - \frac{\Delta}{B - B_0} \right). \quad (27)$$

The values of  $a_{bg}$  and  $\Delta$  can be measured experimentally. For instance, one has  $\Delta \simeq -52 G$ ,  $a_{bg} \simeq -29 a_0$ , where  $a_0$  is the Bohr radius, for the  $B_0 \simeq 403 G$  resonance of  $^{39}K$  [33]. The corresponding  $a$  is plotted in Fig.2 (dashed curve) in units of  $\lambda_{T_c} \simeq 5.7 \times 10^{-7} m$ .

Eq. (27) can be used to infer the value of the scattering length from the knowledge of the external magnetic field  $B$ . However, although this expression captures most of the features of the Feshbach resonance, it is not accurate at  $B_0$ , where it gives an infinite  $a$ , which is of course not physically meaningful. Moreover, in the strong interacting range  $a/\lambda_{T_c} \gtrsim 0.01$  explored in [29] for the 403 G Feshbach resonance of  $^{39}K$  condensates, inelastic scattering processes become important, which implies that  $\Sigma$  cannot be neglected.

Thus, one has to retain  $\Sigma$  in order to interpret the measurements of  $\Delta T_c/T_c^0$  in [29], so that the correct expression for the scattering length becomes

$$a_p = a_{bg} \left( 1 - \frac{(B - B_0)/\Delta}{((B - B_0)/\Delta)^2 + (\Sigma/\Delta)^2} \right). \quad (28)$$

This function is plotted in fig.2 (solid line) in unit of  $\lambda_{T_c} \simeq 5.7 \times 10^{-7} m$  for the 403 G Feshbach resonance of  $^{39}K$ , assuming  $\Sigma/|\Delta| \simeq 0.054$ . Indeed, while (27)

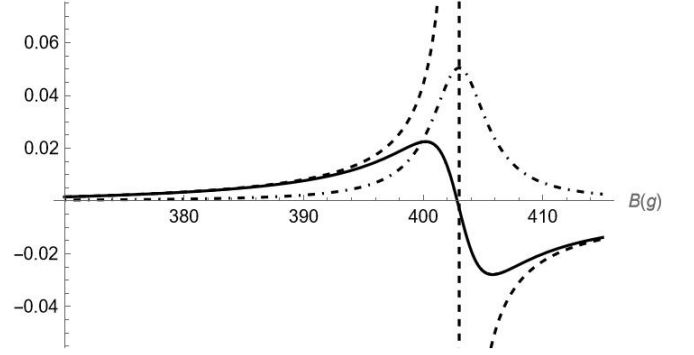


FIG. 2. We plot the functions  $a/\lambda_{T_c}$  in (27),  $a_p/\lambda_{T_c}$  in (28), and  $b_p/\lambda_{T_c}$  in (32) against  $B$  (dashed, solid, and dotted-dashed lines respectively) for  $\lambda_{T_c} \simeq 5.7 \times 10^{-7} m$ ,  $\Delta \simeq -52 G$ ,  $a_{bg} \simeq -29 a_0$ ,  $B_0 \simeq 403 G$ , and  $\Sigma/|\Delta| \simeq 0.054$ .

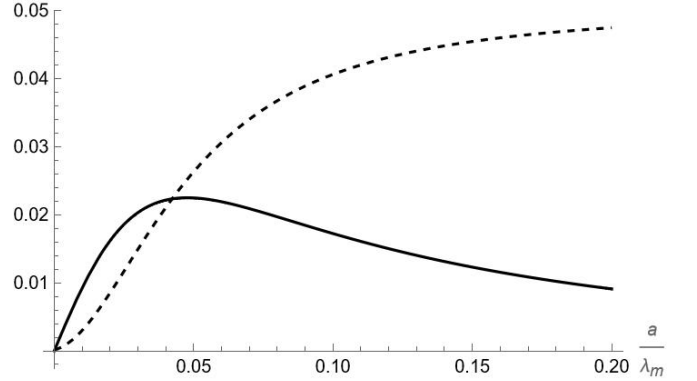


FIG. 3. We plot  $a_p/\lambda_{T_c}$  and  $b_p/\lambda_{T_c}$  against  $a/\lambda_{T_c}$  as given by (30,32) for  $\lambda_{T_c} \simeq 5.7 \times 10^{-7} m$ , and  $\Sigma/|\Delta| \simeq 0.054$ .

diverges when  $B$  approaches the resonance at  $B_0$ , (28) remains finite and it reaches its maximum value at

$$a_p^M = a_{bg} (1 - \Delta/2\Sigma) \quad \text{for} \quad B = B_0 - \Sigma. \quad (29)$$

This means that, if (27) is used to infer the value of the scattering length measuring  $B$ ,  $a$  is overestimated with respect to its real value  $a_p$ . This fact, causes the disagreement between the observed shift in  $T_c$  and mean-field predictions, that has been reported in [29].

As we want to clean the distortion due to the overestimation of the scattering length, and compare the correct result with data, we can express the physical scattering length  $a_p$  in terms of its overestimated value  $a$  as

$$a_p(a) = a_{bg} \left( 1 - \frac{(1 - a/a_{bg})^{-1}}{(1 - a/a_{bg})^{-2} + (\Sigma/\Delta)^2} \right), \quad (30)$$

and replace  $a \rightarrow a_p(a)$  in Eq. (21). The function (30) is plotted in fig.3 (solid line) in unit of  $\lambda_{T_c} \simeq$

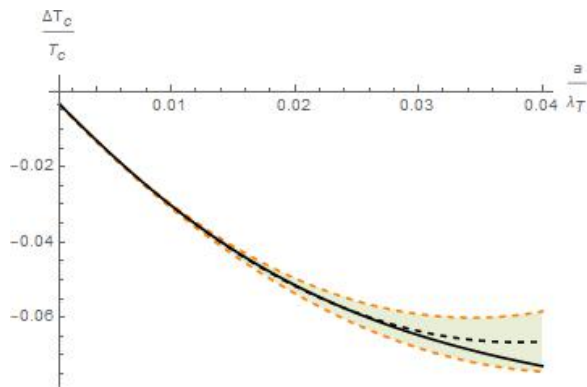


FIG. 4. We plot  $\Delta T_c/T_c^0$  in Eq. (31) as a function of  $a/\lambda_{T_c}$  (solid line) in the range of values explored in [29]. The dashed curve is the best fit in (6), while the shadowed region is the  $1\sigma$  contour.

$5.7 \times 10^{-7} m$  against  $a/\lambda_{T_c}$  for  $\Sigma/|\Delta| \simeq 0.054$  in the range  $0 \leq a/\lambda_{T_c} \lesssim 0.2$ .

From Fig.1 it is evident that the measured temperature shift  $\Delta T/T$  converges asymptotically to a constant value ( $\sim -0.065$ ) for  $a/\lambda_{T_c} \gtrsim 0.02$ . Indeed, the data can be reproduced correctly imposing that  $a_p^M/\lambda_{T_c} \sim 0.02$ , corresponding to  $a/\lambda_{T_c} \simeq 0.04$ . In facts,  $a_p(a)$  is approximately constant around its maximum, so that the corrected temperature shift will be nearly flat around  $a/\lambda_{T_c} \sim 0.04$ .

Indeed, we set  $a_p^M/\lambda_{T_c} = 0.023$ , which gives  $\Sigma/|\Delta| \simeq 0.054$ , and then we replace  $a \rightarrow a_p(a)$  in (21), obtaining the rescaled temperature shift

$$\frac{\Delta T_c}{T_c^0} = \left( \frac{I(0)}{I(a_p(a)/\lambda_{T_c})} \right)^{1/3} - 1. \quad (31)$$

This function is plotted in Fig.4 for the 403 G resonance of the  $^{39}K$  condensate. The temperature shift (31) stays always in the shadowed region, corresponding to the  $1\sigma$

contour of (6), showing a quite perfect agreement between the mean-field prediction (31) and data.

It is probably worth stressing that this conclusion does not rely on the expression (21), while it is based on the correct evaluation of the scattering length given in (30) in terms of the Feshbach magnetic field  $B$ . In facts, one might replace  $a \rightarrow a_p(a)$  in the polynomial expression  $\Delta T_c/T_c^0 = b_1(a/\lambda_{T_c}) + b_2(a/\lambda_{T_c})^2$  with  $b_1 \simeq -3.42\dots$  and  $b_2 \simeq 12 - 18$  as in [30, 31], obtaining a temperature shift compatible with (6) at  $1\sigma$  level.

For completeness, we analyze the behavior of the collisional loss  $b_p$  given by

$$b_p = a_{bg} \frac{\Sigma/\Delta}{((B - B_0)/\Delta)^2 + (\Sigma/\Delta)^2}, \quad (32)$$

which has its maximum  $b_p^M = a_{bg}\Delta/\Sigma$  at the resonance. In fig.2 we plot the ratio  $b_p/\lambda_{T_c}$  (dotted-dashed curve) against  $B$ . In fig.3 we plot the same function (dashed curve) against  $a/\lambda_{T_c}$ , with its asymptotic limit  $b_p^M/\lambda_{T_c}$  for  $a \rightarrow \infty$ , corresponding to the resonance. We emphasize that the knowledge of  $b_p$  allows to estimate the inelastic rate coefficient by means of (24), giving  $K_{loss} \simeq (1 - 5) \times 10^{-10} cm^3/s$  for  $0.01 \lesssim a/\lambda_{T_c} \lesssim 0.04$ .

In conclusion, we have shown that, taking into account the detailed form of the Feshbach resonance, it is possible to solve the long standing tension between the predicted temperature shift  $\Delta T_c/T_c^0$  in the mean-field and semi-classical approximations, and the experiments performed with  $^{39}K$  in the strong interacting regime. Such tension was due to an overestimation of the s-wave scattering length due to the omission of loss effects encoded in the parameter  $\gamma$ . When such effects are taken into account, one finds a perfect agreement between mean-field predictions and experiments.

**Acknowledgements:** The author is grateful to A. R. P. Lima, A. Pelster, and A. Cherny for useful discussions during the early stages of this work. This work was started while the author was working in the Department of Mathematics of the University of Padova, Italy.

- 
- [1] F. Dalfovo, S. Giorgini, L.P. Pitaevskii, S. Stringari, Rev.Mod.Phys. **71**, 463-512 (1999)
  - [2] Lev Pitaevskii and Sandro Stringari, *Bose-Einstein Condensation* (Clarendon Press, Oxford, 2003).
  - [3] T. D. Lee, K. Huang, C. N. Yang, Phys. Rev. **106**, 1135-1145 (1957).
  - [4] T. D. Lee and C. N. Yang, Phys. Rev. **105**, 1119 (1957).
  - [5] M. Bijlsma and H. T. C. Stoof, Phys. Rev. A **54**, 5085 (1996).
  - [6] G. Baym et al., Phys. Rev. Lett. **83**, 1703 (1999).
  - [7] M. Holzmann and W. Krauth, Phys. Rev. Lett. **83**, 2687 (1999).
  - [8] J. D. Reppey et al., Phys. Rev. Lett. **84**, 2060 (2000).
  - [9] V. A. Kashurnikov, N. V. Prokofev, and B. V. Svistunov, Phys. Rev. Lett. **87**, 120402 (2001).
  - [10] M. Holzmann, G. Baym, J.-P. Blaizot, and F. Laloe, Phys. Rev. Lett. **87**, 120403 (2001).
  - [11] P. Arnold and G. Moore, Phys. Rev. Lett. **87**, 120401 (2001).
  - [12] G. Baym et al., Eur. Phys. J. B **24**, 107 (2001).
  - [13] J. O. Andersen, Rev. Mod. Phys. **76**, 599 (2004).
  - [14] M. Holzmann et al., C. R. Physique **5**, 21 (2004).
  - [15] V. I. Yukalov, E. P. Yukalova, Laser Phys. Lett., **14**, 7, pp. 073001 (2017).
  - [16] K. Tom, C. Chih-Chun, Phys. Rev. A **93** (2016) 3, 033637.
  - [17] J. M. B. Noronha, Phys. Lett. A **380** (2016) 3, 485-489.
  - [18] P. Arnold, B. Tomasik, Phys. Rev. A **64**, 053609 (2001).
  - [19] M. Houbiers, H.T.C. Stoof, E.A. Cornell, Phys. Rev. A **56**, 2041 (1997).

- [20] M. Holzmann, W. Krauth, M. Naraschewski, Phys. Rev. A **59**, 2956 (1999).
- [21] M.J. Davis, P.B. Blakie, Phys. Rev. Lett. **96**, 060404 (2006).
- [22] O. Zobay, Laser Physics **19**, 700 (2009).
- [23] S.Grossmann, M. Holthaus, Z. Naturforsch., A: Phys. Sci. **50**, 921 (1995).
- [24] W. Ketterle, N. J. van Druten, Phys. Rev. A **54**, 656 (1996).
- [25] K. Kirsten, D. J. Toms, Phys. Rev. A **54**, 4188 (1996).
- [26] J.R. Ensher, D.S. Jin, M.R. Matthews, C.E. Wieman, E.A. Cornell, Phys. Rev. Lett. **77**, 4984 (1996).
- [27] F. Gerbier, J.H. Thywissen, S. Richard, M. Hugbart, P. Bouyer, A. Aspect, Phys. Rev. Lett. **92**, 030405 (2004).
- [28] R. Meppelink, R.A. Rozendaal, S.B. Koller, J.M. Vogels, P. van der Straten, Phys. Rev. A **81**, 053632 (2010).
- [29] R.P. Smith, R.L.D. Campbell, N. Tammuz, and Z. Hadzibabic, Phys. Rev. Lett. **106**, 250403 (2011);
- [30] R.P. Smith and Z. Hadzibabic, arXiv:1203.2063 [cond-mat.quant-gas].
- [31] F. Briscese, Eur. Phys. J. B (2013) **86** : 343. Erratum, Eur. Phys. J. B (2022) **95**:74.
- [32] C. Chin, R. Grimm, P. Julienne, E. Tiesinga, Rev. Mod. Phys. **82** (2010) 1225.
- [33] C. D’Errico, *et al.*, New Journal of Physics 9 (2007) 223