

# The vanishing of excess heat for nonequilibrium processes reaching zero ambient temperature

Faezeh Khodabandehlou,<sup>1</sup> Christian Maes,<sup>1</sup> Irene Maes,<sup>2</sup> and Karel Netočný<sup>3</sup>

<sup>1</sup>*Instituut voor Theoretische Fysica, KU Leuven, Belgium*

<sup>2</sup>*Departement Wiskunde, KU Leuven, Belgium*

<sup>3</sup>*Institute of Physics, Czech Academy of Sciences, Prague, Czech Republic*

We present the mathematical ingredients for an extension of the Third Law of Thermodynamics (Nernst heat postulate) to nonequilibrium processes. The central quantity is the excess heat which measures the quasistatic addition to the steady dissipative power when a parameter in the dynamics is changed slowly. We prove for a class of driven Markov jump processes that it vanishes at zero environment temperature. As an application, the nonequilibrium heat capacity goes to zero with temperature as well. Main ingredients in the proof are the matrix-forest theorem for the relaxation behavior of the heat flux, and the matrix-tree theorem giving the low-temperature asymptotics of the stationary probability. From that arborification, the main new condition for the extended Third Law is dynamical and requires the absence of major (low-temperature induced) delays in the relaxation to the steady dissipative structure.

Keywords: Nernst postulate, excess heat, nonequilibrium heat capacity, matrix-forest theorem.

## I. INTRODUCTION

The Third Law of Thermodynamics was the culmination of a longer process of trying to understand thermal properties for macroscopic systems at low temperature. It is different in generality from the First and Second Laws, as it does not follow from the structure of equilibrium statistical mechanics. It is therefore also often called a Postulate, and one refers there to the version formulated by Walther Nernst around 1907, stating that the change of entropy in any isothermal process approaches zero as the temperature reaches

absolute zero<sup>1</sup>. Real progress in understanding came around the time of the first Solvay conference (1911), where the question of specific heats was intensively discussed and where it was suggested by Einstein that Planck’s theory of radiation should radically modify also the older kinetic-molecular theory<sup>2</sup>. In the end, and as the quantum revolution unfolded, measurements of heat capacity were finally understood as informing about energy spectra, fluctuations and occupation statistics, and the Third Law (in the later formulation of Planck) became a statement of the vanishing of the entropy of a perfect crystal of a pure substance.

With the exception of some early thoughts by James Jeans (in his *Dynamical Theory of Gases*, 1904), nonequilibrium features modifying heat capacities have not been studied on a more fundamental level. In modern times, the nonequilibrium extension originates in constructions of steady state thermodynamics and in the notion of excess heat in particular, [2–4]. Nonequilibrium heat capacities were explicitly introduced and discussed in [5–8]. It was already observed there how their behavior as function of temperature may inform us about dynamical aspects as well. The main change from equilibrium is indeed that nonequilibrium heat capacities are able to pick up the dependence of the relaxation of heat and dissipated power on temperature and other parameters. The low-temperature behavior of heat capacities is therefore not only or no longer only informing us about static fluctuations but information about dynamical accessibility enters as well. That is seen most spectacularly in the behavior of heat capacities in the immediate neighborhood of absolute zero. As we will prove and illustrate in the present paper, we need a condition on the dynamics that ensures that there is little variation in the relaxation behavior of the dissipation. All states must remain “relatively well-connected” to the most probable zero-temperature state. In other words, not only is there a condition about absence of degeneracy of low-temperature stationary measures, but a dynamical accessibility or “no-delay” condition must be added. Or, even when there is a well-gapped unique invariant

---

<sup>1</sup> Its historical origin lies in the variational principle of Thomsen and Berthelot, which was an empirical precursor of the Gibbs variational principle, [1].

<sup>2</sup> The problem of specific heats, the contradictions between the low-temperature empirical results and the equipartition theorem as e.g. applied in the law of Dulong-Petit, was indeed highlighted by people like Maxwell (already around 1860) and Kelvin, Jeans and Gibbs to name a few.

measure at zero temperature, the heat capacity can still be different from zero (and even diverge). That happens at parameter values where the relaxation behavior of the heat gets pathological; we can speak here of a localization-phenomenon where there is a local delay in the relaxation to the stationary dissipation.

Another difference with equilibrium, is that for nonequilibrium it remains relevant to consider small open systems. The temperature is not that of the system but of a thermal bath weakly coupled to the system. The system dissipates energy (heat) into that thermal bath, even when stationary. There is however an additional heat, an excess heat  $Q^{\text{exc}} = Q$ , when considering the relaxation between two stationary nonequilibrium conditions. The main question of the present paper is to mathematically understand how the excess heat behaves when the temperature of the bath tends to zero. More precisely, we consider an averaged quantity of excess heat  $Q(\Gamma)$  along a process where parameters like temperature are changing, with  $\Gamma$  a curve in parameter space. For quasistatic changes in the parameters, we must prove that

$$Q(\Gamma) = \int_{\Gamma} C_{\lambda} \cdot d\lambda$$

where, depending on the variations,  $C_{\lambda}$  would correspond to a heat capacity or a latent heat. Important is that  $Q(\Gamma)$  is “geometric”, only to depend on the curve  $\Gamma$  in parameter space and not on how fast temperature or other parameters change in time. Such things are known for currents in the quasistatic limit of infinitely slow processes; see [9]. Next comes the question how and why  $C_{\lambda}$  vanishes at absolute zero, to extend the Nernst postulate to nonequilibrium statistical mechanics.

A physics presentation of the mathematical results that follow is found in [10]. In particular, we motivate there our choice of excess heat and how our dynamics has quantum features. More illustrations and calculations of nonequilibrium heat capacities are found in [11–13]. The present paper gives the rigorous version including all mathematical details. In Section II we start with the setup, definitions and a presentation of the main results. In particular, we specify the Markov jump processes with the physical interpretation of heat and dissipated power in a thermal bath, as follows from the condition of *local detailed balance*, [14]. From there follows the notion of quasipotential  $V_{\lambda}(x)$  which is an expected excess heat when in state  $x$  as it depends on the parameters  $\lambda$ . It appears in the quasistatic limit

$\varepsilon \downarrow 0$  of the expected excess heat  $Q_\varepsilon$ ,

$$Q(\Gamma) = \lim_{\varepsilon \downarrow 0} Q_\varepsilon = \int d\lambda \cdot \langle \nabla_\lambda V_\lambda \rangle_\lambda \quad (\text{I.1})$$

where the  $\langle \cdot \rangle_\lambda$  indicate the stationary measure at parameter values  $\lambda \in \mathbb{R}^{n+1}$ . Our main result states that  $Q(\lambda)$  vanishes as the temperature of the thermal bath tends to absolute zero [Theorem II.2]. Secondly, we consider the heat capacity  $C(\beta) = \beta^2 \langle \frac{d}{d\beta} V_\lambda \rangle_\lambda$  which is the variation of the excess heat with temperature, and we show that  $C(\beta)$  tends to zero as well for inverse temperature  $\beta \uparrow \infty$  [Theorem II.3]. The conditions for both Theorems can be stated in graphical terms (such as from the matrix-forest theorem). Those conditions are illustrated in Section III with simple examples.

The actual proofs of the main theorems start in Section IV. It first concentrates on showing the geometric result from equation (I.1). The result is that the excess heat gets expressed as the path-integral (in parameter space) of  $V_\lambda d\rho_\lambda^s$  where  $\rho_\lambda^s$  is the stationary probability law. Section IV B shows the boundedness of  $V_\lambda$  in  $\beta \uparrow \infty$ , and Section IV C gives the low-temperature asymptotics of  $d\rho_\lambda^s \rightarrow 0$ . A summary of results and arguments is given in Section V. The Appendix makes the explicit link with the matrix-forest theorem.

## II. SETUP AND MAIN RESULT

### A. Markov jump process

Consider a simple, connected and finite graph  $G = (\mathcal{V}, \mathcal{E})$  with vertex set  $\mathcal{V}(G)$  and edge set  $\mathcal{E}(G)$ . Vertices are written as  $x, y, \dots$ ; edges are denoted by  $e := \{x, y\}$  when unoriented and  $\bar{e} := (x, y)$  is an oriented (or, directed) edge which starts in  $x$  and ends in  $y$ .

A random walker with position  $X_t \in \mathcal{V}$  at time  $t$  has transition rates  $k(x, y) > 0$  for the jump  $x \rightarrow y$  when  $\{x, y\} \in \mathcal{E}$ , and otherwise the rates are zero. By irreducibility, there is a unique stationary probability distribution  $\rho^s(x) > 0$ ,  $x \in \mathcal{V}$ , solution of  $\rho L = 0$ , where  $L$  is the backward generator ( $|\mathcal{V}| \times |\mathcal{V}|$ -matrix) having elements  $L_{xy} = k(x, y)$  and  $L_{xx} = -\sum_y k(x, y)$ . Stationary expectations with respect to  $\rho^s$  are written as  $\langle f \rangle^s = \sum_x f(x) \rho^s(x)$  for functions  $f(x)$ ,  $x \in \mathcal{V}$ . We use the notation  $\langle f(X_t) | X_0 = x \rangle$  for the conditional (process) expectation when starting in state  $x$ .

We need to consider the dependence of the process on  $n+1$  real parameters  $\lambda = (\beta, \alpha)$ ,  $\alpha = (\alpha_i, i = 1, \dots, n)$  with  $\beta \geq 0$  interpreted as the inverse temperature of a thermal bath, and other parameters  $\alpha \in \mathcal{A}$  for some open set  $\mathcal{A} \subset \mathbb{R}^n$ . That leads to a notation with subscripts like in  $k_\lambda(x, y)$  and  $\rho_\lambda^s$  that we use when relevant. We assume that all the transition rates  $k_\lambda(x, y)$  are smooth in  $\lambda$ . Note here that we effectively deal with one single random walker on an arbitrary connected graph whose vertices represent possible many-body conditions. In that way, our work deals with general finite state-spaces with arbitrary interactions as long as they are smooth.

For interpretation, we suppose that

$$\frac{1}{\beta} \log \frac{k_\lambda(x, y)}{k_\lambda(y, x)} = q_\alpha(x, y)$$

does not depend on  $\beta$  and  $q_\alpha(x, y)$  is obviously anti-symmetric. Following the physical condition of local detailed balance [14],  $q_\alpha(x, y)$  can be interpreted as the heat to the thermal bath in the transition  $x \rightarrow y$ . The expected instantaneous power gets then defined from

$$\mathcal{P}_\lambda(x) := \sum_y k_\lambda(x, y) q_\alpha(x, y). \quad (\text{II.1})$$

By convexity  $\langle \mathcal{P}_\lambda \rangle_\lambda \geq 0$ , and  $\langle \mathcal{P}_\lambda \rangle_\lambda$  is called the stationary dissipated power. An important quantity will be the *quasipotential*  $V_\lambda$ , a function on  $\mathcal{V}$  defined as

$$V_\lambda(x) := \int_0^{+\infty} dt [\langle \mathcal{P}_\lambda(X_t) | X_0 = x \rangle_\lambda - \langle \mathcal{P}_\lambda \rangle_\lambda]. \quad (\text{II.2})$$

Given a smooth time-dependence  $\lambda(t)$ ,  $0 \leq t \leq \tau$ , of the parameters, we call  $\Gamma$  its image as a curve in parameter space  $\mathbb{R}^+ \times \mathcal{A}$ . For a quasistatic process, we write  $\lambda^\varepsilon$  and consider a protocol where the system evolves under  $\lambda^\varepsilon(t) := \lambda(\varepsilon t)$ ,  $0 \leq t \leq \varepsilon^{-1}\tau$  on  $\Gamma$ . The  $\varepsilon$  is the rate of change in the parameter protocol where  $\lambda$  evolves. The limit where  $\varepsilon \downarrow 0$  will make the process to become quasistatic. For such a time-dependent process, at every moment  $t$  the distribution is  $\rho_t^\varepsilon$ , solving the time-dependent Master equation,

$$\frac{\partial}{\partial t} \rho_t^\varepsilon = L_{\lambda(\varepsilon t)}^\dagger \rho_t^\varepsilon \quad (\text{II.3})$$

for the corresponding forward generator  $L_\lambda^\dagger$  (transpose of  $L_\lambda$ ),  $L_\lambda^\dagger \rho_\lambda^s = 0$ .

For a given protocol  $\lambda^\varepsilon$  at rate  $\varepsilon > 0$ , the expected excess heat towards the thermal bath at inverse temperature  $\beta$  is given by

$$Q_\varepsilon := \int_0^{\tau/\varepsilon} dt \sum_x (\mathcal{P}_{\lambda(\varepsilon t)}(x) \rho_t^\varepsilon(x) - \mathcal{P}_{\lambda(\varepsilon t)}(x) \rho_{\lambda(\varepsilon t)}^s(x)). \quad (\text{II.4})$$

The quasistatic asymptotics of (II.4) yields the “geometric” expression

**Proposition II.1.**

$$\lim_{\varepsilon \downarrow 0} Q_\varepsilon = Q(\Gamma) = \int d\lambda \cdot \langle \nabla_\lambda V_\lambda \rangle_\lambda \quad (\text{II.5})$$

in terms of the quasipotential (II.2).

We call (II.5) geometric because the integral is over the curve  $\Gamma$ . It allows us, mathematically and physically, to define the heat capacity

$$C(\beta) := \beta^2 \left\langle \frac{\partial}{\partial \beta} V_\lambda \right\rangle_\lambda \quad (\text{II.6})$$

which fixes all parameters  $\alpha$  in the variation.

## B. Graph elements

We recall some standard notions from graph theory. Remember that we have a connected and finite graph  $G = (\mathcal{V}, \mathcal{E})$  with vertices  $x, y, \dots$  and edges denoted by  $e := \{x, y\}$  when unoriented and  $\bar{e} := (x, y)$  if oriented (or, directed) from  $x$  to  $y$ .

A *subgraph*  $H$  of  $G$  is a graph for which  $\mathcal{V}(H) \subseteq \mathcal{V}(G)$  and  $\mathcal{E}(H) \subseteq \mathcal{E}(G)$ . We call it a *spanning* subgraph if  $\mathcal{V}(H) = \mathcal{V}(G)$ . An oriented subgraph, meaning a subgraph where every edge has a direction, is shown by  $\overline{H}$ .

A *path* on the graph  $G$  is an alternating sequence of vertices and directed edges where all visited vertices are different. For example,  $(x, (x, y), y, (y, z), z)$  is a path from  $x$  to  $z$ . An oriented *loop* denoted by  $\bar{\ell}$  is an alternating sequence of vertices and directed edges where the initial and the final vertex are the same and the other vertices are all different. For example,  $(x, (x, y), y, (y, z), z, (z, x), x)$  is an oriented loop. A *loop* denoted by  $\ell$  can be obtained from an oriented loop by removing orientations of edges.

A *rooted tree* is a connected oriented subgraph of  $G$  without any loop. In a rooted tree there is always a special vertex  $x$  such that for every vertex  $y$ , there is a path from  $y$  to  $x$  and there is no edge going out from  $x$ . We call this special vertex  $x$  the *root* of the tree. We use the notation  $\mathcal{T}_x$  to denote a spanning tree rooted in  $x$ . A *tree* in a graph  $G$  is a connected subgraph of  $G$  which can be obtained from a rooted tree in  $G$  by removing all directions of the edges and only have unoriented edges. We use the notation  $\mathcal{T}$  to denote a non-oriented spanning tree.

Since tree-loops and tree-loop-trees are especially important in what follows, we introduce them in the following definitions.

**Definition II.1.** (a) An *oriented tree-loop* is a connected oriented graph consisting of an oriented loop and rooted trees such that the root of every tree is located on the loop; see Fig. 1.

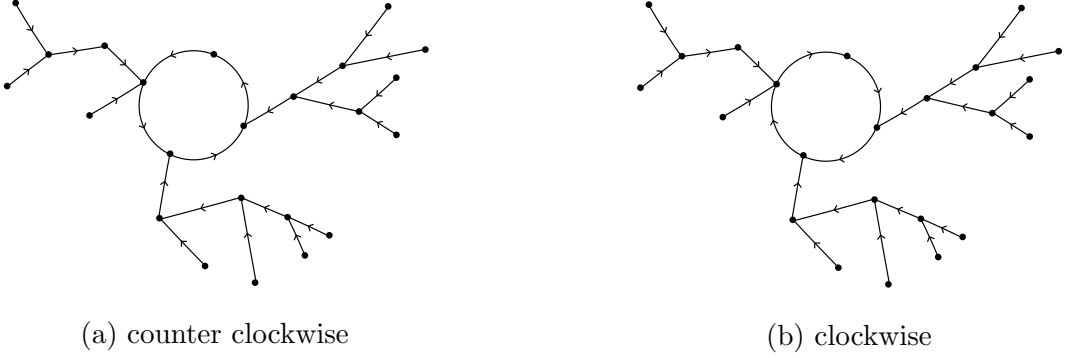


FIG. 1: Two oriented tree-loops which only differ in the orientation on the loop. Remark that in every tree-loop the roots of the trees are located on the loop.

(b) A *tree-loop* is a connected (non-oriented) graph that can be obtained from an oriented tree-loop by removing the orientations of the edges; see Fig. 2. We denote the set of all unoriented *spanning* tree-loops in the graph  $G$  by  $\mathcal{H}$ , the set of all spanning tree-loops such that the edge  $e$  is part of a tree by  $\mathcal{H}_e$  and  $O(\mathcal{H}_e)$  denotes the set of all oriented tree-loops including the edge  $e$  located on a tree.

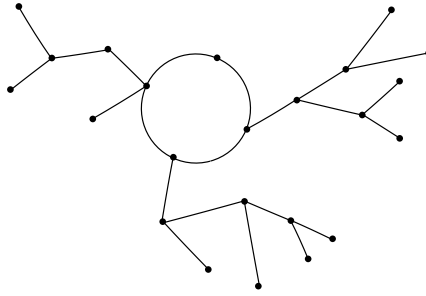


FIG. 2: A tree-loop. Any number of trees may be connected to the loop.

**Definition II.2.** (a) A *tree-loop-tree* is a graph consisting of two disconnected parts, one of which is a tree and one of which is a tree-loop. We can make it by removing an edge

from the tree-parts in a tree-loop; see Fig. 3. The set of all spanning tree-loop-trees made by removing the edge  $e$  from the tree-loops in the set  $\mathcal{H}_e$  is denoted by  $\mathcal{H}^{(e)}$ .

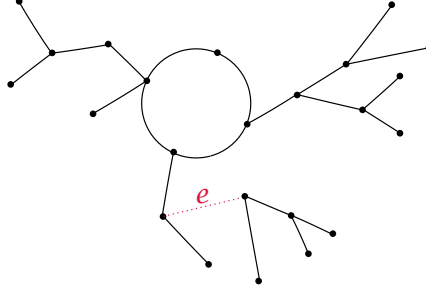


FIG. 3: A tree-loop-tree made by removing the edge  $e$  from a tree-loop.

- (b) An *oriented tree-loop-tree* is a tree-loop-tree where every edge has a direction. The directions of the edges are such that the tree-loop part is an oriented tree-loop and the tree part is a rooted tree; see Fig. 4. If  $H \in \mathcal{H}_e$  is a spanning tree-loop, then  $O(H^{(e)})$  denotes the set of all oriented spanning tree-loop-trees which are made by removing the edge  $e$  of  $H$  and giving all possible orientations (there are two different orientations possible in the loop and different orientations possible in the separate tree depending on the location of the root in that tree) to the resulting tree-loop-tree. We define  $\sigma_H(\bar{e}) = -1$  if  $\bar{e}$  is oriented towards the loop of  $H$  and  $\sigma_H(\bar{e}) = +1$  otherwise. In this work an (oriented) tree-loop-tree means a *spanning* (oriented) tree-loop-tree.

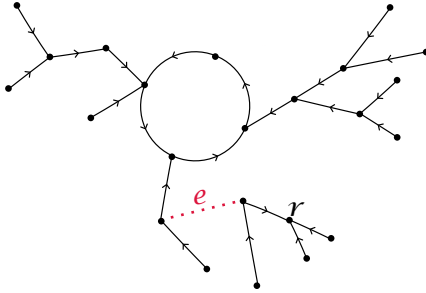


FIG. 4: An oriented tree-loop-tree made by removing the edge  $e$  from a tree-loop and adding orientations. The orientation in the loop is counter-clockwise and the tree part is rooted in  $r$ .

We define the weight  $w(\bar{e})$  for an oriented edge as  $w(\bar{e}) = k(\bar{e})$ . The weight of an oriented subgraph  $\bar{H}$  with  $\mathcal{E}(\bar{H}) \neq \emptyset$  is

$$w(\bar{H}) = \prod_{\bar{e} \in \mathcal{E}(\bar{H})} w(\bar{e}). \quad (\text{II.7})$$

If there is no edge in  $\overline{H}$  but it still has vertices, then we define  $w(\overline{H}) = 1$ . The weight of the empty set is  $w(\emptyset) = 0$ . We define  $W = \sum_{x \in \mathcal{V}} \sum_{\mathcal{T}} w(\mathcal{T}_x)$  as the sum over the weights of all rooted spanning trees in the graph.

### C. Main results

To state the main results, we introduce

$$\phi(x, y) := \lim_{\beta \rightarrow \infty} \frac{1}{\beta} \log k(x, y)$$

and for an oriented subgraph  $\mathcal{G}$  of  $G$ , write  $\phi(\mathcal{G}) := \sum_{(z, z') \in \mathcal{E}(\mathcal{G})} \phi(z, z')$ . Define

$$\phi(z) := \max_{\mathcal{T}} \phi(\mathcal{T}_z), \quad \phi^* := \max_z \max_{\mathcal{T}} \phi(\mathcal{T}_z) = \phi(x^*). \quad (\text{II.8})$$

where we call  $x^*$  a dominant state. Here is the first condition. It consists of two subconditions:

**Condition 1a:** For every edge  $e$  in the graph  $G$  and for every element  $\overline{H}$  of the set  $O(\mathcal{H}^{(e)})$  (see Definition. II.2)

$$\phi(\overline{H}) \leq \phi^*. \quad (\text{II.9})$$

That condition will be interpreted as a ‘no-delay’ condition; see Example III.2.

**Condition 1b:** There is a unique  $x^* \in \mathcal{V}$  independent of  $\alpha \in \mathcal{A}$  so that with  $\lambda = (\beta, \alpha)$ , as  $\beta \uparrow \infty$ ,

$$\rho_\lambda^s(x) = \delta_{x, x^*}(1 + o(1)) \quad (\text{II.10})$$

where the correction  $o(1)$  is going to zero uniformly in  $\alpha \in \mathcal{A}$ .

The main result is a Nernst heat theorem for the given context. Recall Proposition II.1.

**Theorem II.2.** *Recall equation (II.4). Under Condition 1, along any curve  $\Gamma$  in  $\mathcal{A}$  (at fixed  $\beta$ ),*

$$\lim_{\beta \uparrow \infty} \lim_{\varepsilon \downarrow 0} Q_\varepsilon = \lim_{\beta \uparrow \infty} Q(\Gamma) = 0. \quad (\text{II.11})$$

In the next Section, it is shown how Condition 1 is natural, and physically meaningful.

We next consider the heat capacity (II.6) in the limit  $\beta \uparrow \infty$ . We fix the other parameters  $\alpha \in \mathcal{A}$ . We need the second condition:

**Condition 2:**  $\lim_{\beta \uparrow \infty} \rho^s(x) = \rho_\infty^s(x)$  such that

$$\rho^s(x) = \rho_\infty^s(x)(1 + O(\beta^{-2})) \quad (\text{II.12})$$

with  $O(\beta^{-2})$  for  $\beta \uparrow \infty$  uniformly in  $\alpha$ .

**Theorem II.3.** *Recall equation (II.6). Under Conditions 1a and 2,*

$$\lim_{\beta \uparrow \infty} C(\beta) = 0. \quad (\text{II.13})$$

For Condition 1b and Condition 2, it is useful to remember the Kirchhoff formula [15, 16] for the stationary distribution  $\rho^s$ ,

$$\rho^s(x) = \frac{w(x)}{W}, \quad w(x) = \sum_{\mathcal{T}} w(\mathcal{T}_x) \quad (\text{II.14})$$

where  $W$  is the normalization and the sum in the weights  $w(x)$  is over all spanning trees  $\mathcal{T}$  in the graph. The weight  $w(\mathcal{T}_x)$  is the product of weights (II.7) over the oriented edges in the spanning tree  $\mathcal{T}$  when orienting the tree towards root  $x$ . As shown in [16], this formula leads to a low-temperature asymptotics, [17, 18]

$$\rho_\lambda^s(x) = e^{-\beta[\phi^* - \phi(x)]}(1 + O(e^{-\delta\beta})) \quad (\text{II.15})$$

for a  $\delta > 0$  uniformly in  $\alpha \in \mathcal{A}$ . Therefore, Condition 1b is implied when the maximizer of  $\phi^*$  in equation (II.8) is unique but for Condition 1b the correction does not need to be exponentially small in large  $\beta$ . For Condition 2, we do not even need nondegeneracy of the limiting stationary measure.

We end the section by mentioning the key to the main results which is a graphical representation of the difference-quasipotential over any edge  $\bar{e} = (x, y)$ .

**Proposition II.4.** *The difference-quasipotential  $V(\bar{e}) = V_\lambda(x) - V_\lambda(y)$  (from (II.2)) can be decomposed as  $V(\bar{e}) = V_{tree}(\bar{e}) + V_{loop}(\bar{e})$  with*

$$V_{tree}(\bar{e}) = \frac{1}{W} \sum_{\mathcal{T}} q_{\mathcal{T}}(x \rightarrow y) \sum_{u \in \mathcal{V}} w(\mathcal{T}_u) \quad (\text{II.16})$$

where the first sum is over all spanning trees,  $q_{\mathcal{T}}(x \rightarrow y)$  is the sum of  $q(z, z')$  over the path from  $x$  to  $y$  located on the tree  $\mathcal{T}$ , and

$$V_{loop}(\bar{e}) = \frac{1}{W} \sum_{H \in \mathcal{H}_e} \sigma_H(\bar{e}) \sum_{\bar{H} \in \mathcal{O}(H^{(e)})} q(\bar{\ell}) w(\bar{H}) \quad (\text{II.17})$$

in which the oriented loop  $\bar{\ell}$  is the one in  $\bar{H}$  and  $\sigma_H(\bar{e}) = \pm 1$  depending on whether  $\bar{e}$  looks away or towards the loop (see Definition II.2(b)).

Remark: There are other representations of  $V_{\text{tree}}(\bar{e})$  such as from observing that

$$V_{\text{tree}}(\bar{e}) = q(\bar{e}) + \frac{1}{W} \sum_{\mathcal{T}} (q_{\mathcal{T}}(x \rightarrow y) + q(y, x)) \sum_{u \in \mathcal{V}} w(\mathcal{T}_u) \quad (\text{II.18})$$

where the second term makes a loop. That is useful for interpretation as it reduces to  $V(\bar{e}) = V_{\text{tree}}(\bar{e}) = q(\bar{e})$  in the case of an equilibrium dynamics. More generally, only heat-carrying loops contribute.

Proofs are collected in Section IV. We first give some physics explanations and illustrations in the next section.

### III. EXAMPLES AND ILLUSTRATIONS

This section is meant to clarify the graphical conditions of the main Theorems II.2–II.3. It is not essential for the proofs and it can be skipped at first reading. We first illustrate the notation with some simple examples.

*Example III.1.* Consider the graph  $G$  in Fig. 5.

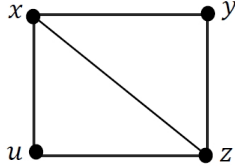


FIG. 5: Graph  $G$  made by three loops.

The transition rates are

$$k(y, x) = k(y, z) = k(x, u) = k(u, z) = e^{-\beta}$$

and the rates over all other edges are equal to one. Definition II.8 gives

$$\begin{aligned} \phi(y, x) &= \phi(y, z) = \phi(x, u) = \phi(u, z) = -1, \\ \phi(x, y) &= \phi(z, y) = \phi(u, x) = \phi(z, u) = \phi(z, x) = \phi(x, z) = 0. \end{aligned}$$

To find  $\phi^*$  we need to look at all rooted spanning trees in the graph. The spanning trees are in Fig. 6.

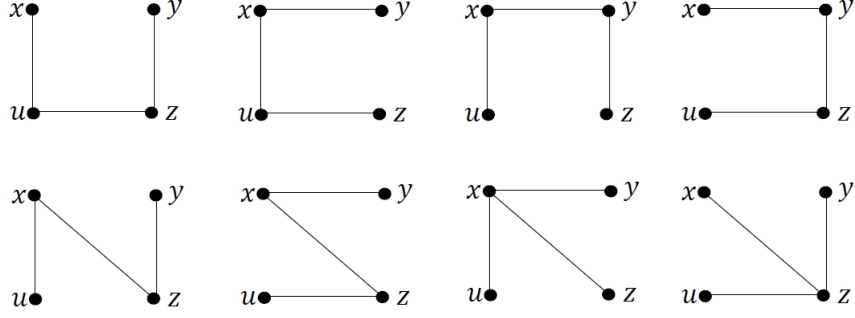


FIG. 6: Spanning trees of the graph in Fig. 5. See [18] for more details.

We find

$$\phi(x) = \phi(z) = \phi(u) = -1, \quad \phi(y) = 0$$

and thus  $\phi^* = 0$ . Denote

$$e_1 := \{x, y\}, \quad e_2 := \{y, z\}, \quad e_3 := \{z, u\}, \quad e_4 := \{x, u\}, \quad e_5 := \{x, z\}.$$

To check Condition 1a we also need to find all spanning tree-loops in the graph which are shown in Fig. 7.

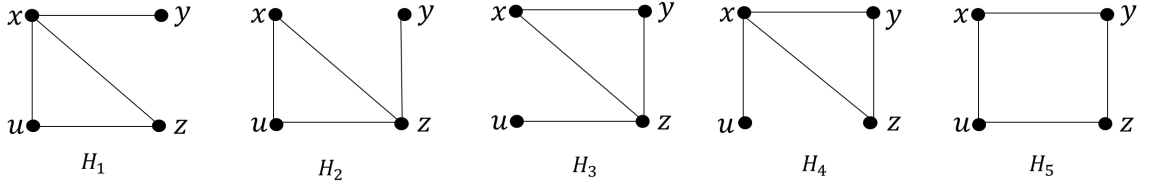


FIG. 7: All tree-loops in the graph of Fig. 5.

For every edge, we need to look at the set of all spanning tree-loops that include this edge on a tree,

$$\mathcal{H}_{e_1} = \{H_1\}, \quad \mathcal{H}_{e_2} = \{H_2\}, \quad \mathcal{H}_{e_3} = \{H_3\}, \quad \mathcal{H}_{e_4} = \{H_4\}, \quad \mathcal{H}_{e_5} = \emptyset.$$

The next step is to construct for every possible edge the set of all oriented tree-loop-trees  $O(\mathcal{H}^{(e)})$  (but that is not possible for the edge  $e_5$ ). For example, if we look at the edge  $e_1$ ,

we need the set  $O(H_1^{(e_1)})$ , which consists of two elements depending on the two possible orientations in the loop of  $H_1$  see Fig. 8.

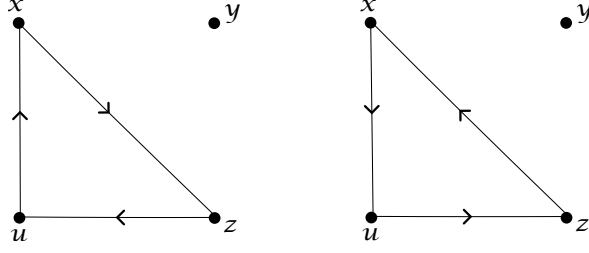


FIG. 8: The possible oriented tree-loop-trees created by removing the edge  $e_1$  from  $H_1$ .

Therefore,  $O(H_1^{(e_1)}) = \{\bar{H}_{1,1}, \bar{H}_{1,2}\}$ , where  $\phi(\bar{H}_{1,1}) = 0$  and  $\phi(\bar{H}_{1,2}) = -2$ . We now do the same for the other edges and get,

$$\begin{aligned} O(H_2^{(e_2)}) &= \{\bar{H}_{2,1}, \bar{H}_{2,2}\}, & \phi(\bar{H}_{2,1}) &= 0, \phi(\bar{H}_{2,2}) = -2 \\ O(H_3^{(e_3)}) &= \{\bar{H}_{3,1}, \bar{H}_{3,2}\}, & \phi(\bar{H}_{3,1}) &= -1, \phi(\bar{H}_{3,2}) = -1 \\ O(H_4^{(e_4)}) &= \{\bar{H}_{4,1}, \bar{H}_{4,2}\}, & \phi(\bar{H}_{4,1}) &= -1, \phi(\bar{H}_{4,2}) = -1. \end{aligned}$$

We see that Condition 1a is satisfied.

To check Condition 1b, we can use the Kirchhoff formula which expresses the stationary distribution in terms of weights of rooted spanning trees; see e.g. [18]. Here, the state  $y$  is the unique dominant state:  $x^* = y$ , unique maximizer of  $\phi(z)$  in (II.8).

Next we give a counterexample to Condition 1a, which can be interpreted as a “no-delay condition”; for details of such a physical interpretation see the earlier discussion in [8] and the recent [10].

*Example III.2.* Consider the graph in Fig. 9 made by a centered triangle such that each state is symmetrically connected to the state in the center.

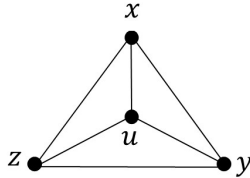


FIG. 9: The graph has four loops.

A random walker is moving on the graph with transition rates

$$k(x, y) = k(y, z) = k(z, x) = \nu, \quad k(y, x) = k(x, z) = k(z, y) = \nu e^{-\beta \varepsilon}$$

$$k(x, u) = k(y, u) = k(z, u) = \mu e^{-\beta a}, \quad k(u, x) = k(u, y) = k(u, z) = \mu e^{-(a+\Delta)\beta}$$

where  $\varepsilon, a, \Delta \geq 0$ . The spanning trees with the largest weight are rooted in  $u$ ; they start from a state on the triangle and visit the next state on the outer triangle in clockwise direction before going to the center. Therefore,  $\phi^* = -a$ .

There are 12 spanning tree-loops, shown in Fig. 10.

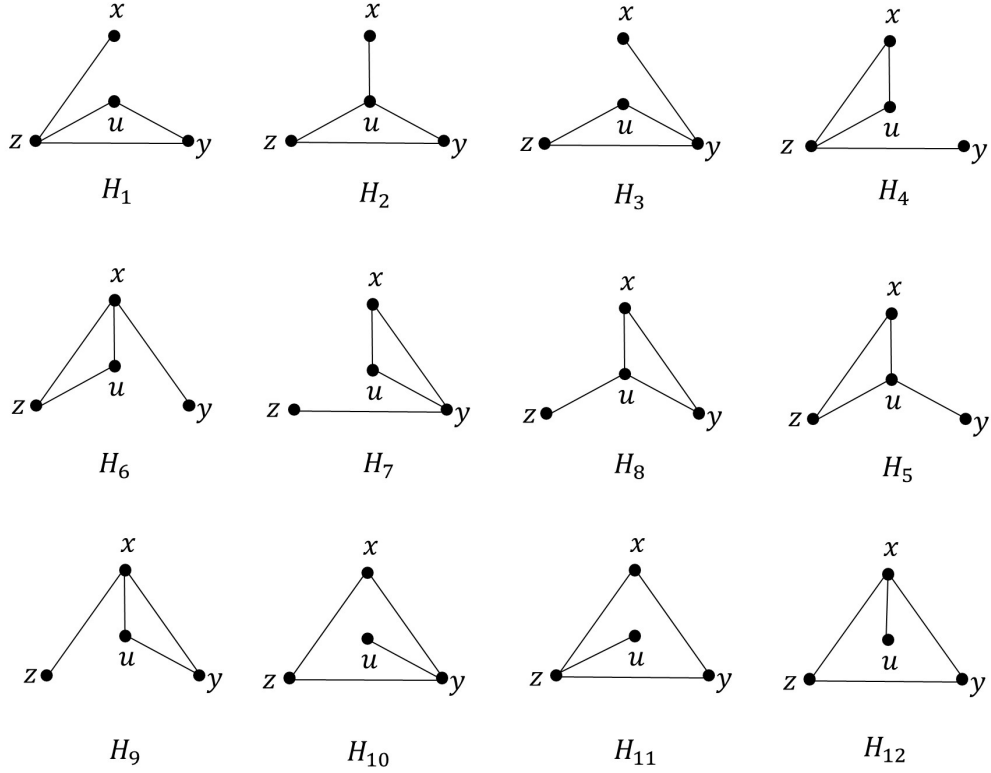


FIG. 10: All spanning tree-loops in the graph of Fig. 9.

Putting

$$e_1 := \{x, y\}, \quad e_2 := \{y, z\}, \quad e_3 := \{z, x\}, \quad e_4 := \{x, u\}, \quad e_5 := \{y, u\}, \quad e_6 := \{z, u\}$$

we have

$$\mathcal{H}_{e_1} = \{H_3, H_6\}, \quad \mathcal{H}_{e_2} = \{H_4, H_7\}, \quad \mathcal{H}_{e_3} = \{H_1, H_9\},$$

$$\mathcal{H}_{e_4} = \{H_2, H_{12}\}, \quad \mathcal{H}_{e_5} = \{H_5, H_{10}\}, \quad \mathcal{H}_{e_6} = \{H_8, H_{11}\}.$$

The  $\phi$ 's for all small loops in the clockwise direction are equal to  $-(2a + \Delta)$  and in counter-clockwise direction equal to  $-(2a + \Delta + \varepsilon)$ . The set  $\mathcal{H}^{(e_1)}$  contains two tree-loop-trees made by removing the edge  $\{x, y\}$  from  $H_3$  and  $H_6$ . If we give orientations to both, we get four oriented tree-loop-trees for which the  $\phi$  value is either equal to  $-(2a + \Delta)$  or to  $-(2a + \Delta + \varepsilon)$ . That scenario repeats itself for  $\mathcal{H}^{(e_2)}$  and  $\mathcal{H}^{(e_3)}$ . Next, we take an edge connecting the outer triangle to the center and look at the sets  $\mathcal{H}^{(e_4)} = \mathcal{H}^{(e_5)} = \mathcal{H}^{(e_6)}$  all containing two elements. Giving orientations to these two tree-loop-trees we get four oriented tree-loop-trees. The  $\phi$  of the large loop in clockwise direction is zero and in counter-clockwise direction  $-3\varepsilon$ . We see that Condition 1a is satisfied for the edges  $e_1, e_2, e_3$  but not for the edges  $e_4, e_5, e_6$ . In fact, it is easy to convince oneself that  $V(x), V(y)$  and  $V(z)$  are diverging for  $a > 0$  while  $V(u)$  is uniformly bounded only when  $\Delta > a$ . That is interesting because it shows that the conditions of our Theorems are not necessary: for  $a < \Delta$  the heat capacity and the excess heat do go to zero at absolute zero. The reason is that the divergence of the quasipotential  $V(x) = V(y) = V(z)$  in  $\beta \uparrow \infty$  is slower than how their stationary probabilities go to zero. For  $a > \Delta$  also  $V(u)$  is diverging and the heat capacity as well. That again shows the physical content of the condition 1a: if  $a > \Delta$ , there is a high barrier between the states  $x, y, z$  on the one hand and  $u$  on the other hand. Starting say from state  $x$  shows much delay in reaching the dominant state  $u$ .

## IV. PROOFS

### A. Quasistatic analysis

Note that always  $\sum_x L^\dagger \rho(x) = \sum_x L 1(x) \rho(x) = 0$  because  $L 1(x) = 0$ . Hence, when  $L^\dagger \rho = \nu$ , then  $\sum_x \nu(x) = 0$  must be true necessarily. It means that the (nonexisting) inverse  $1/L^\dagger$  can only be defined, if at all, on those  $\nu$  with  $\sum_x \nu(x) = 0$ . It implies

$$\sum_x \int_0^\infty dt e^{tL} [f(x) - \langle f \rangle^s] \nu(x) = \sum_x \int_0^\infty dt e^{tL} f(x) \nu(x).$$

Therefore, we can actually define  $(1/L^\dagger) \nu$  via the requirement that for all functions  $f$ ,

$$\sum_x f(x) \left( \frac{1}{L^\dagger} \nu \right)(x) = - \sum_x \int_0^\infty dt e^{tL} [f(x) - \langle f \rangle^s] \nu(x)$$

or

$$\frac{1}{L^\dagger} \nu(x) = - \sum_y \int_0^\infty dt [\text{Prob}[X_t = x | X_0 = y] - \rho^s(x)] \nu(y)$$

which is indeed well-defined (and we do not bother introducing new notation for that restricted inverse).

We want to solve the time-dependent master equation perturbatively,

$$\rho_t^\varepsilon = \rho_{\lambda(\varepsilon t)}^s + \varepsilon F_t^{(\varepsilon)} + O(\varepsilon^2)$$

as everything is smooth around  $\varepsilon = 0$ . Since time gets rescaled by  $\varepsilon$  we know automatically that  $\frac{\partial}{\partial t} F_t^{(\varepsilon)} = O(\varepsilon)$ . On the other hand,

$$\frac{\partial}{\partial t} F_t^{(\varepsilon)} = \frac{\partial}{\partial t} [\rho_t^\varepsilon - \rho_{\lambda(\varepsilon t)}^s] = L_{\lambda(\varepsilon t)}^\dagger F_t^{(\varepsilon)} - \varepsilon \dot{\lambda}(\varepsilon t) \cdot \nabla_\lambda \rho_{\lambda(\varepsilon t)}^s.$$

Hence,

$$F_t^{(\varepsilon)} = \dot{\lambda}(\varepsilon t) \cdot \frac{1}{L_\lambda^\dagger} \nabla_\lambda \rho_\lambda^s.$$

As a consequence,

$$\int_0^{\tau/\varepsilon} (\rho_t^\varepsilon - \rho_{\lambda(\varepsilon t)}^s) dt = \int_\Gamma d\lambda \cdot \frac{1}{L_\lambda^\dagger} \nabla_\lambda \rho_\lambda^s + O(\varepsilon) \quad (\text{IV.1})$$

where the integral on the right-hand side is purely geometrical, invariant under a reparametrization of time  $t \mapsto \gamma(t)$  for a smooth function  $\gamma$  with  $\gamma'(t) > 0$ .

Suppose we have a function  $f_\lambda$  on  $\mathcal{V}$ . We can always write  $f_\lambda = -L_\lambda V_\lambda + \langle f_\lambda \rangle_\lambda^s$ . Define the excess  $f_\lambda^{\text{exc}} := f_\lambda - \langle f_\lambda \rangle_\lambda^s$ , with time-integral

$$I_\varepsilon := \int_0^{\tau/\varepsilon} f_{\lambda(\varepsilon t)}^{\text{exc}}(x_t) dt.$$

In the case of  $f_\lambda = \mathcal{P}_\lambda$ , from (II.4) we have  $Q_\varepsilon = \langle I_\varepsilon \rangle^\varepsilon$ .

*Proof of Proposition II.1.* From (IV.1),

$$\begin{aligned} \lim_{\varepsilon \downarrow 0} \langle I_\varepsilon \rangle^\varepsilon &= \lim_{\varepsilon \downarrow 0} \int_0^{\tau/\varepsilon} dt \sum_x (f_{\lambda(\varepsilon t)}(x) \rho_t^\varepsilon(x) - f_{\lambda(\varepsilon t)}(x) \rho_{\lambda(\varepsilon t)}^s(x)) \\ &= \int d\lambda \cdot \sum_x f_\lambda(x) \frac{1}{L_\lambda^\dagger} \nabla_\lambda \rho_\lambda^s(x) \\ &= - \int d\lambda \cdot \sum_x V_\lambda(x) \nabla_\lambda \rho_\lambda^s(x) \end{aligned} \quad (\text{IV.2})$$

$$= - \int d\lambda \cdot \left[ \nabla_\lambda \sum_x V_\lambda(x) \rho_\lambda^s(x) - \sum_x \rho_\lambda^s(x) \nabla_\lambda V_\lambda(x) \right] \quad (\text{IV.3})$$

and

$$\lim_{\varepsilon \downarrow 0} \left\langle \int_0^{\tau/\varepsilon} f_{\lambda(\varepsilon t)}^{\text{exc}}(x_t) dt \right\rangle^\varepsilon = \langle V_a \rangle_a - \langle V_b \rangle_b + \int d\lambda \cdot \langle \nabla_\lambda V_\lambda \rangle_\lambda \quad (\text{IV.4})$$

when  $a, b$  are respectively the initial and final points in the protocol. But,  $\langle V_b \rangle_b = \langle V_a \rangle_a = 0$  so that we end up with

$$\lim_{\varepsilon \downarrow 0} \left\langle \int_0^{\tau/\varepsilon} f_{\lambda(\varepsilon t)}^{\text{exc}}(x_t) dt \right\rangle^\varepsilon = \int d\lambda \cdot \langle \nabla_\lambda V_\lambda \rangle_\lambda \quad (\text{IV.5})$$

which indeed means that the left-hand side is geometrical and in the case  $f_\lambda = \mathcal{P}_\lambda$ , that identifies the thermal-response coefficient

$$C_\lambda := \langle \nabla_\lambda V_\lambda \rangle_\lambda \quad (\text{IV.6})$$

as wished. (Some more details on the above are given in [8]).  $\square$

The equality (IV.2) shows that the excess heat under a quasistatic protocol equals

$$\lim_{\varepsilon \downarrow 0} \left\langle \int_0^{\tau/\varepsilon} f_{\lambda(\varepsilon t)}^{\text{exc}}(x_t) dt \right\rangle^\varepsilon = - \int d\lambda \cdot \sum_x V_\lambda(x) \nabla_\lambda \rho_\lambda^s(x).$$

We have thus reached

$$\lim_{\varepsilon \downarrow 0} Q_\varepsilon = \int d\lambda \cdot \sum_x V_\lambda(x) \nabla_\lambda \rho_\lambda^s(x). \quad (\text{IV.7})$$

As a consequence, to prove Theorem II.2, the uniform boundedness of the quasipotential  $V$  combined with the vanishing of  $\nabla_\lambda \rho_\lambda^s(x)$  as  $\beta \uparrow \infty$  suffice. We start with the boundedness of  $V$  in the next section.

## B. Boundedness of the quasipotential

Proposition II.4 gives a graphical representation of the difference-quasipotential  $V(\bar{e})$ . The main inspiration and tool is the matrix-forest theorem. The proof is in Appendix A. We start however with a direct proof that the difference-quasipotential is indeed derivable from a potential.

**Lemma IV.1.** *For all loops  $\ell$  in the graph  $G$ , and all oriented loops  $\bar{\ell}$ ,  $\sum_{\bar{e} \in \bar{\ell}} V(\bar{e}) = 0$ .*

*Proof.* Let  $\bar{\ell}$  be the oriented loop  $((x_1, x_2), (x_2, x_3), \dots, (x_{n-1}, x_n), (x_n, x_1))$ . We start by showing that  $\sum_{\bar{e} \in \bar{\ell}} V_{\text{tree}}(\bar{e}) = 0$ . Put  $x_{n+1} = x_1$ . Then

$$\sum_{\bar{e} \in \bar{\ell}} V_{\text{tree}}(\bar{e}) = \frac{1}{W} \sum_{\mathcal{T}} \sum_{u \in \mathcal{V}} w(\mathcal{T}_u) \left( \sum_{i=1}^n q_{\mathcal{T}}(x_i \rightarrow x_{i+1}) \right).$$

Since for every fixed  $\mathcal{T}$  and every three vertices  $x, y, z$ ,  $q_{\mathcal{T}}(x \rightarrow y) + q_{\mathcal{T}}(y \rightarrow z) = q_{\mathcal{T}}(x \rightarrow z)$ , the sum  $\sum_{i=1}^n q_{\mathcal{T}}(x_i \rightarrow x_{i+1}) = 0$  and thus  $\sum_{\bar{e} \in \bar{\ell}} V_{tree}(\bar{e}) = 0$ .

Consider a graph  $G$  which has only one loop  $\ell$ . The edges located on the loop in the underlining graph are not participating in some tree of tree-loops of the graph  $G$ . So then  $\mathcal{H}_{\bar{e}} = \emptyset$  for all  $\bar{e} \in \bar{\ell}$  and then  $\sum_{\bar{e} \in \bar{\ell}} V_{loop}(\bar{e}) = 0$  (see (II.17)).

Let us assume that the graph has more than one loop. In that case, there are edges on a loop for which there is a chance to participate on the tree part of a spanning tree-loop. We fix an oriented loop  $\bar{\ell}$  and sum over its edges, notice that there is more than one path between every two states on the loop  $\ell$ . The oriented loop  $\bar{\ell}$  has at least three edges. We call two of them  $\bar{e}_1 = (z, x), \bar{e}_2 = (x, y)$ . For the other loop there is a spanning tree-loop  $H_{e_1} \not\supset e_2$  such that  $e_1$  is located on a tree and  $\bar{e}_1$  is leaving the loop so that  $\sigma_{H_{e_1}} = +1$ . Consider a tree-loop made by removing the edge  $e_1$  from  $H_{e_1}$  and adding the edge  $e_2$ . The new spanning tree-loop is denoted by  $H_{e_2} \not\supset e_1$ . When  $\bar{e}_2$  in  $H_{e_2}$  is oriented towards the loop, then  $\sigma_H(\bar{e}_2) = -1$ , while  $H^{(e_1)} = H^{(e_2)}$ . That scenario repeats for every edge in  $\ell$ : we claim that for every  $H^{(e)}$  with the sign  $\sigma_H(\bar{e})$  there is a same  $H^{(e')}$  with the sign  $-\sigma_H(\bar{e}')$  such that the tree-loop-trees are the same and therefore  $\sum_{\bar{e} \in \bar{\ell}} V_{loop}(\bar{e}) = 0$ .  $\square$

Next, we give a graphical representation of (II.1) in the following

**Lemma IV.2.** *The average of  $\mathcal{P}(x)$  in (II.1) is*

$$\langle \mathcal{P} \rangle = \frac{1}{W} \sum_{\bar{H} \in O(\mathcal{H})} w(\bar{H}) q(\bar{\ell}) \quad (\text{IV.8})$$

where  $O(\mathcal{H})$  is the set of all oriented tree-loops in graph  $G$ . The loop  $\bar{\ell}$  is same as the loop in  $\bar{H}$ .

*Proof.* See Appendix B.  $\square$

The main step for proving Proposition II.4 is the next proposition.

**Proposition IV.3.** *For every  $x \in \mathcal{V}$ ,*

$$\sum_{\bar{e}=(x, \cdot)} k(\bar{e}) (-V(\bar{e}) + q(\bar{e})) = \langle \mathcal{P} \rangle. \quad (\text{IV.9})$$

*Proof.* We refer to the decomposition (II.16) and (II.17) of  $V(\bar{e})$ . We start by calculating  $\sum_{\bar{e}=(x, \cdot)} k(\bar{e}) V_{tree}(\bar{e})$ . If the edge  $e = \{x, z\}$  is located on a spanning tree  $\mathcal{T}$ , then  $q_{\mathcal{T}}(x \rightarrow$

$z) = q(x, z)$ , otherwise  $q_{\mathcal{T}}(x \rightarrow z) = (q_{\mathcal{T}}(x \rightarrow z) + q(z, x)) + q(x, z)$ , where the first two terms give  $q$  over an oriented loop made by the path from  $x$  to  $z$  on  $\mathcal{T}$  together with the edge  $(z, x)$ . It follows that

$$\begin{aligned} \sum_{\bar{e}=(x,\cdot)} k(\bar{e})V_{\text{tree}}(\bar{e}) &= \frac{1}{W} \sum_{\bar{e}=(x,\cdot)} k(\bar{e}) \sum_{y \in \mathcal{V}} \sum_{\mathcal{T}} w(\mathcal{T}_y) q(\bar{e}) \\ &\quad + \frac{1}{W} \sum_{\bar{e}=(x,\cdot)} k(\bar{e}) \sum_{y \in \mathcal{V}} \sum_{e \notin \mathcal{T}} w(\mathcal{T}_y) (q_{\mathcal{T}}(x \rightarrow z) + q(z, x)). \end{aligned}$$

In the first line we can use that  $\sum_{y \in \mathcal{V}} \sum_{\mathcal{T}} w(\mathcal{T}_y) = W$  and the first sum is thus equal to  $\sum_{\bar{e}=(x,\cdot)} k(\bar{e})q(\bar{e})$ . Now look at the second line. Take  $\bar{e} = (x, z)$  and  $\mathcal{T}_y$ . We look at two cases:  $y = x$  and  $y \neq x$ . If  $y = x$ , then by adding the edge  $\bar{e}$  to  $\mathcal{T}_x$  an oriented spanning tree-loop is made (but  $q$  over the loop is in the opposite direction of the oriented spanning tree-loop). Every oriented spanning tree-loop with  $x$  on the loop can be made in this way. If  $y \neq x$  and the edge  $(x, z)$  is not in  $\mathcal{T}_y$ , there exists another edge such  $(x, z')$  in  $\mathcal{T}_y$ . In the case that  $y$  is on the path from  $x$  to  $z$  in the tree, by adding the edge  $\bar{e} = (x, z)$  to  $\mathcal{T}_y$ , again a loop is made. If  $(x, z')$  is on this loop, then there exists another spanning tree  $\mathcal{T}'$  made by removing the edge  $\{x, z'\}$  from  $\mathcal{T}$  and adding the edge  $\{x, z\}$  such that

$$k(x, z)w(\mathcal{T}_y) (q_{\mathcal{T}}(x \rightarrow z) + q(z, x)) + k(x, z')w(\mathcal{T}'_y) (q_{\mathcal{T}'}(x \rightarrow z') + q(z', x)) = 0$$

where  $k(x, z)w(\mathcal{T}_y) = k(x, z')w(\mathcal{T}'_y)$ . We thus have

$$\begin{aligned} \sum_{\bar{e}=(x,\cdot)} k(\bar{e})V_{\text{tree}}(\bar{e}) &= \sum_{\bar{e}=(x,\cdot)} k(\bar{e})q(\bar{e}) - \frac{1}{W} \sum_{H, x \in \ell} \sum_{\bar{H} \in O(H)} w(\bar{H})q(\bar{\ell}) \\ &\quad - \frac{1}{W} \sum_{\bar{e}=(x,\cdot)} k(\bar{e}) \sum_{y \notin \ell_{x \rightarrow z, x}} \sum_{e \notin \mathcal{T}} w(\mathcal{T}_y) (q_{\mathcal{T}}(z \rightarrow x) + q(x, z)). \end{aligned} \quad (\text{IV.10})$$

Now we look at the loop term  $V_{\text{loop}}(\bar{e})$ . Let  $\bar{e} = (x, z)$ . Take an arbitrary  $H \in \mathcal{H}_e$ . If  $x$  is not on the loop part and not the root of the tree part in  $\bar{H}$ , then  $x$  has at least two neighbours. Let  $e_1 = \{x, z_1\}$  and  $e_2 = \{x, z_2\}$ , then

$$k(x, z_1) \sum_{\substack{\bar{H} \in O(H^{(e_1)}) \\ x \text{ is no root}}} \sigma_H(\bar{e}_1)q(\bar{\ell})w(\bar{H}) + k(x, z_2) \sum_{\substack{\bar{H} \in O(H^{(e_2)}) \\ x \text{ is no root}}} \sigma_H(\bar{e}_2)q(\bar{\ell})w(\bar{H}) = 0$$

because  $\sigma_H$  has different signs. For more than two neighbours on the tree the result is the same. In case that  $x$  is the root of the separate tree of some  $\bar{H} \in O(H^{(e)})$ , then by adding

the edge  $\bar{e}$  to  $\bar{H}$ , an oriented spanning tree-loop is made. We thus have

$$\begin{aligned} \sum_{\bar{e}=(x,\cdot)} k(\bar{e}) V_{\text{loop}}(\bar{e}) &= -\frac{1}{W} \sum_{\substack{H \in \mathcal{H}_e \\ x \notin \ell}} \sum_{\bar{H} \in O(H)} w(\bar{H}) q(\bar{\ell}) \\ &+ \frac{1}{W} \sum_{\substack{\bar{e}=(x,\cdot) \\ x \in \ell}} k(\bar{e}) \sum_{H \in \mathcal{H}_e} \sum_{\bar{H} \in O(H^{(e)})} \sigma_H(\bar{e}) q(\bar{\ell}) w(\bar{H}). \end{aligned} \quad (\text{IV.11})$$

In the second line,  $k(\bar{e})w(\bar{H})$  (see Fig. 11a) is the same as  $k(\bar{e}')w(\mathcal{T}_r)$  (see Fig. 11b), where  $\bar{e}' = (x, z')$  with  $z'$  such that  $e'$  is on the oriented loop part of  $\bar{H}$  and  $r$  is the root of the tree part of  $\bar{H}$ . The second line of (IV.11) thus corresponds with the second line of (IV.10) (see Fig. 11) and as a result we get

$$\begin{aligned} \sum_{\bar{e}=(x,\cdot)} k(\bar{e}) V(\bar{e}) &= \sum_z k(\bar{e}) (V_{\text{loop}}(\bar{e}) + V_{\text{tree}}(\bar{e})) \\ &= \sum_{\bar{e}=(x,\cdot)} k(\bar{e}) q(\bar{e}) - \frac{1}{W} \sum_H \sum_{\bar{H} \in O(H)} w(\bar{H}) q(\bar{\ell}). \end{aligned}$$

The proof is finished by using Lemma IV.2.

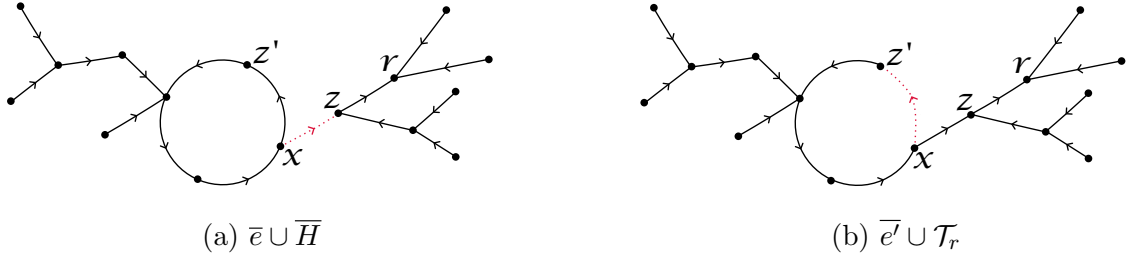


FIG. 11: The second line of (IV.11) corresponds with the second line of (IV.10).

□

**Proposition IV.4.** *Under Condition 1a, the quasipotential  $V(\bar{e})$  is bounded for every edge  $\bar{e}$ , uniformly for  $\beta \uparrow \infty$ .*

*Proof.* Look at the tree term (II.16) in Lemma (II.4). The terms  $q_{\mathcal{T}}(x \rightarrow y)$  are bounded and  $W \geq w(\mathcal{T}_y)$  for all  $y$ . Therefore,  $V_{\text{tree}}(\bar{e})$  is uniformly bounded in temperature.

Consider next the loop term (II.17) in Lemma (II.4). There,  $\bar{H} \in O(H^{(e)})$  is an oriented tree-loop-tree created by removing the edge  $e$  from the spanning tree-loop  $H$  and then giving

direction to the edges. In the low-temperature asymptotics, the weights are

$$w(\overline{H}) \simeq e^{\beta\phi(\overline{H})}$$

and

$$W \simeq \sum_{\mathcal{T}, y} e^{\beta\phi(\mathcal{T}_y)} \simeq e^{\beta\phi^*}.$$

On the other hand,  $q(\overline{\ell})$  is bounded. Hence,

$$V_{\text{loop}}(\overline{e}) \simeq e^{\beta(\phi(\overline{H}) - \phi^*)}$$

is bounded if  $\phi(\overline{H}) \leq \phi^*$ . □

Now we can finish the proof of the uniform boundedness of the quasipotential.

**Proposition IV.5.** *Suppose Condition 1a. The quasipotential  $V_\lambda = V$  of (II.2) is uniformly bounded in  $\beta \uparrow \infty$ .*

*Proof.* If there is a unique state  $x^*$  as in Condition 1b which gets all probability and for which still  $V(x^*)$  is diverging, then there must be an oriented edge  $\overline{e}$  where  $V(\overline{e})$  is diverging. The reason is as follows.

Consider the case where  $V(x^*)$  is diverging at zero temperature. We know that for all temperatures

$$0 = \langle V \rangle = V(x^*) \rho^s(x^*) + \sum_{z \neq x^*} [V(x^*) - \sum_{\overline{e}: x^* \rightarrow z} V(\overline{e})] \rho^s(z). \quad (\text{IV.12})$$

Now consider the limit  $\beta \uparrow \infty$  and assume that all  $V(\overline{e})$  remain bounded. We also have  $\rho^s(x^*) \rightarrow 1, \rho^s(z) \rightarrow 0$ . That is not compatible with (IV.12) and hence if  $V(x^*)$  is diverging, then  $V(\overline{e})$  must be diverging as well for some  $\overline{e}$ . That is however impossible under Condition 1a. So then, the boundedness of the quasipotential over all oriented edges gives the boundedness of the quasipotential in every state. □

To prove Theorem II.2, it remains to show that  $\nabla_\lambda \rho_\lambda^s(x)$  is vanishing as  $\beta \uparrow \infty$ . We do this in the next section.

### C. Low-temperature stationary measure

As for equilibrium, the behavior of the static fluctuations also matter greatly at low temperature. Since we are dealing with finite systems (even small, as is relevant for stationary nonequilibria), and no estimates on the behavior of the excess heat as function of the number of particles are attempted, we only need to worry here about the low-temperature asymptotics of the stationary probability. We refer to [16, 17] for a systematic study of the low-temperature structure of stationary measures for Markov jump processes; see also (II.15).

Recall that the parameters  $\alpha$  are unrelated to temperature; see Section II A.

**Proposition IV.6.** *Assume Condition 1b in (II.10). Then,  $\lim_{\beta} \nabla_{\alpha} \rho_{\lambda}^s(x) = 0$  for all  $x \in \mathcal{V}$ .*

*Proof.* We have assumed smoothness in  $\alpha$  for every  $\beta$  and the number of vertices is finite with stationary distribution  $\rho_{\lambda}^s$  for an irreducible Markov process. Since  $x^*$  in (II.10) is independent of  $\alpha \in \mathcal{A}$ , and the correction  $o(1)$  is going to zero uniformly in  $\alpha$  as well, we can exchange the limits “ $\lim_{\beta} \nabla_{\alpha} = \nabla_{\alpha} \lim_{\beta}$ ” and have the required  $\nabla_{\alpha} \rho_{\lambda}^s(x) \rightarrow 0$  as  $\beta \uparrow \infty$ .  $\square$

Together with the uniform boundedness of the quasipotential  $V$  as shown in Proposition IV.5, that concludes the proof of Theorem II.2.

**Proposition IV.7.** *Assuming Condition 2, it follows that  $\lim_{\beta} \beta^2 \frac{d}{d\beta} \rho_{\lambda}^s(x) = 0$  for all  $x \in \mathcal{V}$ .*

*Proof.* We must understand

$$h_{\alpha}(x) := \lim_{\beta} \beta^2 \frac{d}{d\beta} \rho_{\lambda}^s(x), \quad x \in \mathcal{V}.$$

Condition 2 assumes that there is a function  $c_{\alpha}(x)$ ,  $x \in \mathcal{V}$ , so that for all sufficiently large  $\beta$ ,

$$|\rho_{\lambda}^s(x) - c_{\alpha}(x)| \leq O(\beta^{-2})$$

so that  $\lim_{\beta} \rho_{\lambda}^s = c_{\alpha}$ , and dividing by  $1/\beta$  still goes to zero, so to have  $h_{\alpha}(x) = 0$ .  $\square$

From the two previous sections we are done with the proof of Theorem II.3 as well.

## V. SUMMARY AND CONCLUSION

We have considered nonequilibrium Markov jump processes on a finite connected graph under the interpretation of local detailed balance. The main object is the *excess heat*  $Q_\varepsilon$  which is computed in the quasistatic limit  $\varepsilon \downarrow 0$ . It gives rise to an expression in terms of the quasipotential  $V_\lambda$  defined in (II.2):

$$\lim_{\varepsilon \downarrow 0} Q_\varepsilon = \int d\lambda \cdot \sum_x V_\lambda(x) \nabla_\lambda \rho_\lambda^s(x).$$

where  $\rho_\lambda^s$  is the unique stationary distribution.

Our main result is the formulation of sufficient conditions for that quasistatic excess heat to vanish as the temperature goes to zero. First, the low-temperature asymptotics of the stationary distribution ensures that  $\nabla_\lambda \rho_\lambda^s(x) \rightarrow 0$ . Secondly, we need the boundedness of the quasipotential  $V_\lambda$ , uniformly in  $\beta \uparrow \infty$ . It is in fact easier to look at the differences of  $V_\lambda$  over an edge, but the main ingredient is the matrix-forest theorem, which we further discuss in the Appendix A. It gives a graphical representation of the quasipotential, and it allows the evaluation of the zero-temperature limit. In particular, we need to focus there on a decomposition of  $V_\lambda$  and the contribution of loops. The result can be inferred by explicit inspection, where the condition arises more specifically from the analysis of tree-loop and tree-loop-tree contributions at low temperatures. For further physics interpretation we refer to [10].

As a conclusion, a nonequilibrium version of the Nernst postulate is obtained.

**Acknowledgment:** KN thanks A. Lazarescu and W. O’Kelly de Galway for previous inspiring discussions on the subject. The work was concluded while authors FK and IM visited KN at the Institute of physics in Prague. They are grateful for the hospitality there.

## Appendix A: Matrix-forest theorem

As it may seem less clear how (II.16) and (II.17) arise, we give here their origin from the matrix-forest theorem.

Consider a continuous-time irreducible Markov process on a finite state space  $\mathcal{V}$  characterized by transition rates  $k(x, y) \geq 0$  for  $x, y \in \mathcal{V}$ . Let  $L$  be the backward generator,

$$\begin{aligned} L_{xy} &= k(x, y), \quad x \neq y \text{ and } x, y \in \mathcal{V} \\ L_{xx} &= -\sum_y k(x, y). \end{aligned} \tag{A.1}$$

Consider

$$V_g(x) = \int_0^\infty [\langle g(X_t) | X_0 = x \rangle - \langle g \rangle] dt \tag{A.2}$$

where we subtract the asymptotic stationary value

$$\langle g(x_t) | x_0 = x \rangle \xrightarrow{t \uparrow \infty} \langle g \rangle.$$

Putting  $f(x) = g(x) - \langle g \rangle$ ,

$$V_g(x) = V_f(x) = \int_0^\infty e^{Lt} f(x) dt \tag{A.3}$$

so then

$$V_f(x) = \lim_{\lambda \rightarrow 0} \frac{-1}{(L - \lambda I)} f(x)$$

where  $\frac{1}{L - \lambda I}$  is the resolvent-inverse of the backward generator  $L$  (see[13]).

For our purposes, the set  $\mathcal{V}$  is the vertex set of a connected graph  $G$ , and the transitions happen over its edges. We use [19–21] to obtain a graphical representation of  $V_f$ ; put  $V := V_f$ . A spanning forest is a collection of trees that forms a spanning subgraph. Define the set  $\mathcal{F}_k^{x \rightarrow y}$  to be the set of all spanning forests in  $G$  with  $k$  edges having the properties: every tree in the forest is a rooted tree,  $y$  is the root of one of the trees and  $x$  and  $y$  are in the same tree (so there is a path from  $x$  to  $y$ ). Define  $\mathcal{F}_k$  as the union of sets  $\mathcal{F}_k^{x \rightarrow x}$  in graph  $G$ .

**Proposition A.1.**

$$V(x) = \sum_y \frac{w(\mathcal{F}_{n-2}^{x \rightarrow y})}{w(\mathcal{F}_{n-1})} f(y).$$

*Proof.* From [20], for all  $\alpha > 0$ ,

$$\left( \frac{1}{I - \alpha L} \right)_{xy} = \frac{\sum_{k=0}^{n-1} \alpha^k w(\mathcal{F}_k^{x \rightarrow y})}{\sum_{k=0}^{n-1} \alpha^k w(\mathcal{F}_k)}$$

where  $w(\mathcal{F}_k^{x \rightarrow y})$  is the weight of the set  $\mathcal{F}_k^{x \rightarrow y}$

$$w(\mathcal{F}_k^{x \rightarrow y}) = \sum_{F \in \mathcal{F}_k^{x \rightarrow y}} \prod_{(z, z') \in F} k(z, z').$$

Thus,

$$\begin{aligned} V(x) &= \sum_y \left( \lim_{\alpha \rightarrow \infty} \frac{\alpha}{I - \alpha L} \right)_{xy} f(y) \\ &= \sum_y \lim_{\alpha \rightarrow \infty} \frac{\sum_{k=0}^{n-1} \alpha^{k+1} w(\mathcal{F}_k^{x \rightarrow y}) f(y)}{\sum_{k=0}^{n-1} \alpha^k w(\mathcal{F}_k)} \\ &= \sum_y \lim_{\alpha \rightarrow \infty} \frac{\sum_{k=0}^{n-2} \alpha^{k+1} w(\mathcal{F}_k^{x \rightarrow y}) f(y)}{\sum_{k=0}^{n-1} \alpha^k w(\mathcal{F}_k)} + \sum_y \lim_{\alpha \rightarrow \infty} \frac{\alpha^n w(\mathcal{F}_{n-1}^{x \rightarrow y}) f(y)}{\sum_{k=0}^{n-1} \alpha^k w(\mathcal{F}_k)}. \end{aligned}$$

Next, use that  $\langle f \rangle = 0$  and hence,  $\sum_y \rho(y) f(y) = 0$ . For the stationary distribution  $\rho$  we use the Kirchhoff formula (II.14). Therefore,  $\sum_y w(\mathcal{F}_{n-1}^{x \rightarrow y}) f(y) = 0$ , and the second term in the last line above is equal to zero. To continue the calculation,

$$\begin{aligned} V(x) &= \sum_y \lim_{\alpha \rightarrow \infty} \frac{\sum_{k=0}^{n-2} \alpha^{k+1} w(\mathcal{F}_k^{x \rightarrow y}) f(y)}{\sum_{k=0}^{n-1} \alpha^k w(\mathcal{F}_k)} \\ &= \sum_y \frac{w(\mathcal{F}_{n-2}^{x \rightarrow y})}{w(\mathcal{F}_{n-1})} f(y). \end{aligned}$$

□

Define  $\mathcal{F}^{x \rightarrow y} := \mathcal{F}_{n-2}^{x \rightarrow y}$  as the set of all spanning forests consisting of two trees. Remark that  $\mathcal{F}_{n-1}$  is the set of all rooted spanning trees and  $W$  is the sum over the weights of all rooted spanning trees.

**Corollary A.2.** *A solution  $V$  with  $\langle V \rangle = 0$  of  $LV = -f$  with  $\langle f \rangle = 0$  is given by*

$$V(x) = \frac{1}{W} \sum_y w(\mathcal{F}^{x \rightarrow y}) f(y). \quad (\text{A.4})$$

### 1. Quasipotential for a specific source

Here we consider the quasipotential of (A.4) for a specific source. We focus on the case  $f(y) = \mathcal{P}(y) - \langle \mathcal{P} \rangle$  in (A.4), where  $\mathcal{P}(y) = \sum_x k(y, x)q(y, x)$  and  $q(x, y) = -q(y, x)$ . We define

$$V^{\mathcal{P}}(x) := \frac{\sum_y w(\mathcal{F}^{x \rightarrow y}) \mathcal{P}(y)}{W}, \quad V^{\langle \mathcal{P} \rangle}(x) := \langle \mathcal{P} \rangle \frac{\sum_y w(\mathcal{F}^{x \rightarrow y})}{W}.$$

So then, the quasipotential can be written as

$$V(x) = V^{\mathcal{P}}(x) - V^{\langle \mathcal{P} \rangle}(x) \quad (\text{A.5})$$

Proposition A.6 shows that the quasipotential in (A.5) can be decomposed into two terms, one related to spanning trees only and the other containing loops.

$F^{xy}$  denotes a forest in the set of  $\mathcal{F}^{x \rightarrow y}$ . Write  $k_{yx} := k(y, x)$  and  $q(y, x) := q_{yx}$ .

**Lemma A.3.** *For each  $x$  on the graph  $G$ ,*

$$\sum_y w(\mathcal{F}^{x \rightarrow y}) \mathcal{P}(y) = \sum_{z, y} \sum_{\substack{F^{xy} \in \mathcal{F}^{x \rightarrow y} \\ (z, y) \notin F^{xy}}} w(F^{xy}) k_{yz} q_{yz}. \quad (\text{A.6})$$

*Proof.* The product  $w(F^{xy}) k_{yz}$  is the weight when adding  $(y, z)$  to the forest  $F^{xy}$ . Let us consider forests  $F^{xy}$  and  $F^{xz}$  which have different directions for the edge  $\{z, y\}$ :  $(z, y)$  is in the forest  $F^{xy} \in \mathcal{F}^{x \rightarrow y}$  and the edge  $(y, z)$  is in the forest  $F^{xz} \in \mathcal{F}^{x \rightarrow z}$ . Adding the edge  $(y, z)$  to the forest  $F^{xy}$  is the same as adding the edge  $(z, y)$  to the forest  $F^{xz}$ ; see Fig. 12.

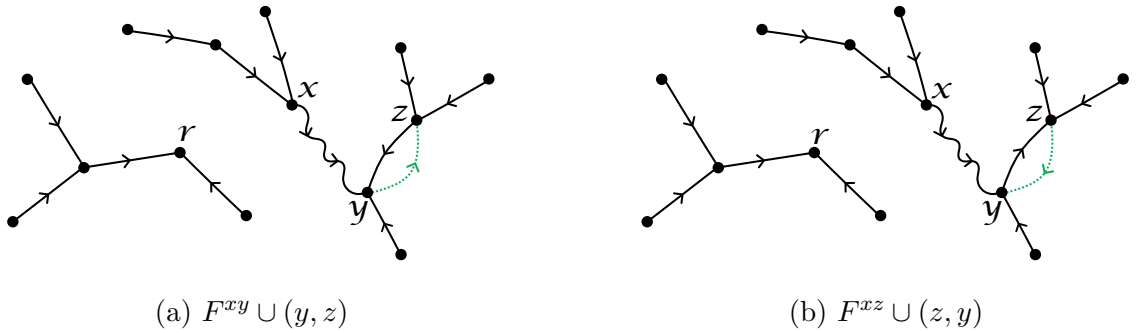


FIG. 12: Adding the edge  $(y, z)$  to  $F^{xz}$  and adding the edge  $(y, z)$  to the forest  $F^{xy}$ .

and

$$w(F^{xy}) k(y, z) q(y, z) + w(F^{xz}) k(z, y) q(z, y) = 0.$$

So then

$$\begin{aligned} \sum_y w(\mathcal{F}^{x \rightarrow y}) \mathcal{P}(y) &= \sum_y w(\mathcal{F}^{x \rightarrow y}) \sum_z k_{yz} q_{yz} \\ &= \sum_{z,y} \sum_{\substack{F^{xy} \in \mathcal{F}^{x \rightarrow y} \\ (z,y) \notin F^{xy}}} w(F^{xy}) k_{yz} q_{yz}. \end{aligned}$$

□

**Lemma A.4.** *By adding the edge  $(y, z) \in G$  to the forest  $F^{xy} \in \mathcal{F}^{x \rightarrow y}$  where  $(z, y) \notin F^{xy}$ , the new graph is either a rooted spanning tree or an oriented tree-loop-tree.*

*Proof.* Consider the forest  $F^{xy}$ . It has two trees: one is rooted in  $y$  and the other tree is rooted in some vertex  $r$ . Vertices  $x$  and  $y$  are located in a same tree and the edge  $(z, y)$  is not in the forest. If the vertex  $z$  is on the same tree with  $y$ , adding the edge  $(y, z)$  creates an oriented tree-loop-tree, Fig. 13(a), and if  $z$  is in another tree then a rooted spanning tree is created, Fig. 13(b).

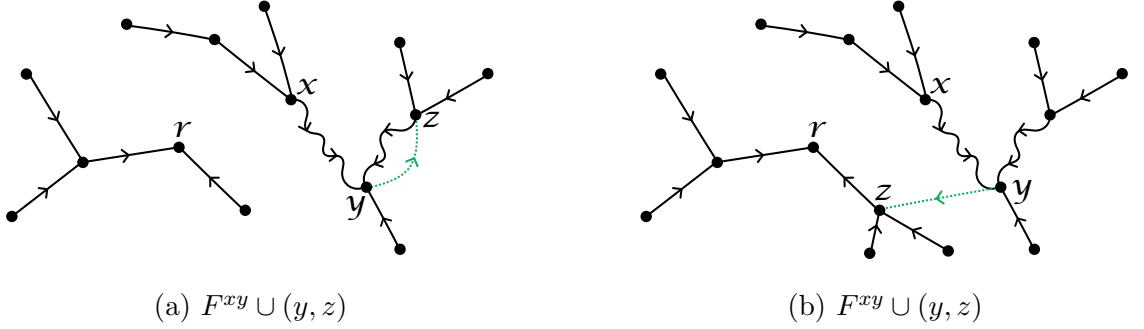


FIG. 13: The edge  $(y, z)$  is added to the forest  $F^{xy}$ .

□

We need extra notation for the next Lemma. Put  $\mathcal{K}_x$  for the set of all tree-loop-trees such that  $x$  is located on the tree-loop part. If  $\kappa \in \mathcal{K}_x$ , then  $O(\kappa)$  is the set of oriented tree-loop-trees for all possible directions in  $\kappa$  and  $\bar{\kappa}$  denotes an element from the set  $O(\kappa)$ .  $\mathcal{L}$  is the set of all non-oriented loops in the graph  $G$  and  $\mathcal{K}_{\ell, x}$  denotes the set of all tree-loop-trees including the non-oriented loop  $\ell$  and  $x$  in the tree-loop part.

**Lemma A.5.**  $V^{\mathcal{P}}(x)$  splits into two parts; one where we only sum over spanning trees and one where loops are present:

$$V^{\mathcal{P}}(x) = V_{tree}^{\mathcal{P}}(x) + V_{loop}^{\mathcal{P}}(x). \quad (\text{A.7})$$

Here, the first part is equal to

$$V_{tree}^{\mathcal{P}}(x) = \frac{1}{W} \sum_{y \in N} \sum_{\mathcal{T}} w(\mathcal{T}_y) q_{\mathcal{T}}(x \rightarrow y)$$

and

$$q_{\mathcal{T}}(x \rightarrow y) := \sum_{(u, u') \in (x \xrightarrow{\mathcal{T}} y)} q(u, u')$$

where  $(x \xrightarrow{\mathcal{T}} y)$  is the path from  $x$  to  $y$  in the spanning tree  $\mathcal{T}$ . The second part is equal to

$$V_{loop}^{\mathcal{P}}(x) = \frac{1}{W} \sum_{\ell \in \mathcal{L}} \sum_{\kappa \in \mathcal{K}_{\ell, x}} \sum_{\bar{\kappa} \in O(\kappa)} w(\bar{\kappa}) q(\bar{\ell})$$

where  $\bar{\ell}$  is same as the loop in  $\bar{\kappa}$  and  $q(\bar{\ell}) = \sum_{(u, u') \in \bar{\ell}} q(u, u')$ .

*Proof.* Consider the first case in Lemma A.4; there are different possible tree-loop-trees for every non-oriented loop in the graph  $G$ . For every edge  $(u, u')$  located on the loop, there are two paths between  $u$  and  $u'$ . Removing the edge  $(u, u')$  from the tree-loop-tree gives a forest where  $u$  and  $u'$  are in the same connected component. There is a forest  $F^{xu}$  such that  $u' \in F^{xu}$  and  $(u, u') \notin F^{xu}$ , and

$$\sum_{(u, u') \in \ell} w(F^{xu}) k_{uu'} q_{uu'} = w(\bar{\kappa}) q(\bar{\ell}).$$

Let us go back to Lemma A.4. For a rooted spanning tree  $\mathcal{T}_y$  in graph  $G$ , there is a unique path  $(x \xrightarrow{\mathcal{T}} y)$  from  $x$  to  $y$  on this tree. Then,

$$w(\mathcal{T}_y) q_{\mathcal{T}}(x \rightarrow y) = \sum_{(u, u') \in (x \xrightarrow{\mathcal{T}} y)} w(F^{xu}) k_{uu'} q_{uu'} \quad (\text{A.8})$$

where  $F^{xu} \in \mathcal{F}^{x \rightarrow u}$ . We have used the fact that by omitting an edge  $\{u, u'\}$  located on the path  $(x \xrightarrow{\mathcal{T}} y)$  in tree  $\mathcal{T}_y$ , a forest including two trees,  $T_u$  (toward  $u$ ) and  $T_y$ , is created. Obviously, the edge  $\{u, u'\} \notin F^{xu}$  and there is no other path between  $u$  and  $u'$  in the new forest. So then, the sum over all possible oriented spanning trees in the left-hand side of relation (A.8) will give the weight of all possible forests such that

$$\sum_y \sum_{\mathcal{T}} w(\mathcal{T}_y) q_{\mathcal{T}}(x \rightarrow y) = \sum_y \sum_{z \in A_{F^{xy}}} w(\mathcal{F}^{x \rightarrow y}) k_{yz} q_{yz}$$

where

$$A_{F^{xy}} = \{z \in \mathcal{V}; \quad \nexists (z \xrightarrow{F^{xy}} y) \in F^{xy}\}$$

is the set of all vertices from which there is no path to  $y$  in the forest  $F^{xy}$ . Hence, according to the first case in Lemma A.4, the tree-term of  $V^{\mathcal{P}}$  is

$$V_{\text{tree}}^{\mathcal{P}} = \frac{1}{W} \sum_{y \in \mathcal{V}} \sum_{\mathcal{T}} w(\mathcal{T}_y) q_{\mathcal{T}}(x \rightarrow y).$$

□

We are ready for the main result of this Appendix.

**Proposition A.6.** *The graphical representation of the quasipotential in (A.4) for*

$$f(y) = \mathcal{P}(y) - \langle \mathcal{P} \rangle, \quad \mathcal{P}(y) = \sum_x k(y, x) q(y, x), \quad q(x, y) = -q(y, x)$$

*consists of two distinct classes of terms, trees and loops:*

$$V(x) = V_{\text{tree}}(x) + V_{\text{loop}}(x)$$

where

$$V_{\text{tree}}(x) = \frac{1}{W} \sum_{y \in \mathcal{V}} \sum_{\mathcal{T}} w(\mathcal{T}_y) q_{\mathcal{T}}(x \rightarrow y) \quad (\text{A.9})$$

$$V_{\text{loop}}(x) = \frac{1}{W} \sum_{\ell \in \mathcal{L}} \sum_{\kappa \in \mathcal{K}_{\ell, x}} \sum_{\bar{\kappa} \in O(\kappa)} w(\bar{\kappa}) q(\bar{\ell}) - \frac{1}{W} \sum_y w(\mathcal{F}^{x \rightarrow y}) \langle \mathcal{P} \rangle. \quad (\text{A.10})$$

*Proof.* From Eq. (A.5) we get that

$$V(x) = V^{\mathcal{P}}(x) - V^{\langle \mathcal{P} \rangle}(x).$$

Now use the representation of  $V^{\mathcal{P}}(x)$  from Lemma A.5. The representation of  $\langle \mathcal{P} \rangle$  is given in Lemma IV.2. □

**Lemma A.7.** *Consider a connected graph  $G$  such that the edge  $(x, x') \in \mathcal{E}(G)$  then*

$$\sum_z w(\mathcal{F}^{x \rightarrow z}) - \sum_y w(\mathcal{F}^{x' \rightarrow y}) = 0.$$

*Proof.* Take arbitrary  $z$  and  $F \in \mathcal{F}^{x \rightarrow z}$ . Then  $F$  consists of two disconnected trees  $T_1$  and  $T_2$ , where  $T_1$  is a tree rooted in  $z$ ,  $x \in T_1$  and  $T_2$  is a tree rooted in some vertex  $r$ . There are two possibilities,  $x' \in T_1$  or  $x' \in T_2$ . If  $x' \in T_1$ , then also  $F \in \mathcal{F}^{x' \rightarrow z}$ . If  $x' \in T_2$ , then  $F \in \mathcal{F}^{x' \rightarrow r}$ . In the same way, if we fix  $y$ , every forests  $F \in \mathcal{F}^{x' \rightarrow y}$  corresponds to a forests  $F \in \mathcal{F}^{x \rightarrow z}$  for some  $z$ . This is a one-to-one correspondence. □

## 2. Difference-quasipotential on an edge

Consider an edge  $e := \{x, y\}$ . We write  $\bar{e} := (x, y)$  when it has a direction. Put  $V(\bar{e}) := V(x) - V(y)$ . From Proposition (A.6),

$$V(\bar{e}) = V_{\text{tree}}(\bar{e}) + V_{\text{loop}}(\bar{e}).$$

Recall (A.9)

$$\begin{aligned} V_{\text{tree}}(\bar{e}) &= \frac{1}{W} \sum_{u \in \mathcal{V}} \sum_{\mathcal{T}} w(\mathcal{T}_u) q_{\mathcal{T}}(x \rightarrow u) - \frac{1}{W} \sum_{u \in N} \sum_{\mathcal{T}} w(\mathcal{T}_u) q_{\mathcal{T}}(y \rightarrow u) \\ &= \frac{1}{W} \sum_{u \in \mathcal{V}} \sum_{\mathcal{T}} w(\mathcal{T}_u) (q_{\mathcal{T}}(x \rightarrow u) + q_{\mathcal{T}}(u \rightarrow y)) \\ &= \frac{1}{W} \sum_{u \in \mathcal{V}} \sum_{\mathcal{T}} w(\mathcal{T}_u) q_{\mathcal{T}}(x \rightarrow y). \end{aligned}$$

According to Proposition A.6 and Lemma A.7 the difference of loop terms is given as follows:

$$V_{\text{loop}}(\bar{e}) = \frac{1}{W} \sum_{\ell \in \mathcal{L}} \sum_{\kappa \in \mathcal{K}_{\ell, x}} \sum_{\bar{\kappa} \in O(\kappa)} w(\bar{\kappa}) q(\bar{\ell}) - \frac{1}{W} \sum_{\ell \in \mathcal{L}} \sum_{\kappa \in \mathcal{K}_{\ell, y}} \sum_{\bar{\kappa} \in O(\kappa)} w(\bar{\kappa}) q(\bar{\ell}) \quad (\text{A.11})$$

where  $\mathcal{K}_{\ell, x}$  denotes the set of all tree-loop-trees such that  $x$  is located in the tree-loop part. If  $x$  and  $y$  are located in a same tree-loop-tree such that both are in the tree-loop part, then the result of equation (A.11) is zero. We continue with the case that  $x$  and  $y$  are located in a same tree-loop-tree but such that one of them is located on the tree-loop part and the other is located in the tree part:

$$V_{\text{loop}}(\bar{e}) = \frac{1}{W} \sum_{\ell \in \mathcal{L}} \left( \sum_{\kappa \in \mathcal{K}_{\ell, x|y}} \sum_{\bar{\kappa} \in O(\kappa)} w(\bar{\kappa}) q(\bar{\ell}) - \sum_{\kappa \in \mathcal{K}_{\ell, y|x}} \sum_{\bar{\kappa} \in O(\kappa)} w(\bar{\kappa}) q(\bar{\ell}) \right). \quad (\text{A.12})$$

Here,  $\mathcal{K}_{\ell, x|y}$  denotes a tree-loop-tree with non-oriented loop  $\ell$  such that  $x$  is located in the tree-loop part and  $y$  is located in the tree part. In the case that the edge  $e$  is not located on a tree-loop  $V_{\text{loop}}(\bar{e}) = 0$ . Put  $\mathcal{H}_{\ell, e}$  as the set of all spanning tree-loops (including the loop  $\ell$ ) such that the edge  $e$  is located on a tree and  $\mathcal{H}_{\ell}^{(e)}$  is the set of all tree-loop-trees which are created by removing the edge  $e$  from a spanning tree-loop of  $\mathcal{H}_{\ell, e}$ . Corresponding to what state of the edge  $e$  is closer to the loop, the components of  $\mathcal{H}_{\ell, e}$  can be split in two groups. The set of spanning tree-loops where  $x$  is closer to the loop is denoted by  $\mathcal{H}_{\ell, x, e}$ , while  $\mathcal{H}_{\ell, x}^{(e)}$

is the set of all tree-loop-trees such that  $x$  is located on the tree-loop part. Rewrite (A.12) as

$$V_{\text{loop}}(\bar{e}) = \frac{1}{\bar{W}} \left( \sum_{\ell \in \mathcal{L}} \sum_{H \in \mathcal{H}_{\ell_x}^{(e)}} \sum_{\bar{H} \in O(H)} w(\bar{H}) q(\bar{\ell}) - \sum_{\ell \in \mathcal{L}} \sum_{H \in \mathcal{H}_{\ell_y}^{(e)}} \sum_{\bar{H} \in O(H)} w(\bar{H}) q(\bar{\ell}) \right). \quad (\text{A.13})$$

Notice that for every spanning tree-loop including the edge  $e$  on a tree either  $\mathcal{H}_{\ell_x}^{(e)}$  or  $\mathcal{H}_{\ell_y}^{(e)}$  happens.

As an example, consider the graph in Fig. 14 which has three loops.

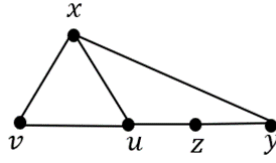


FIG. 14: A graph with three loops.

The possible tree-loops are shown in Fig. 15.

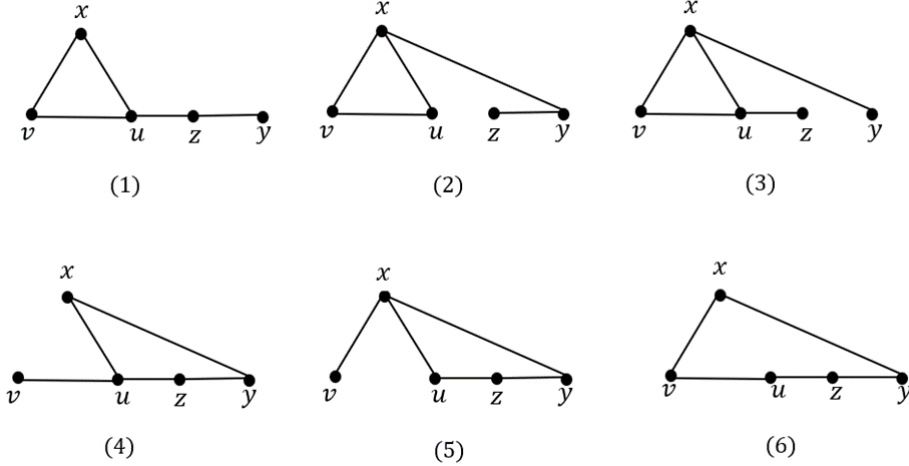


FIG. 15: All spanning tree-loops of Fig. 14 .

To find the differences of quasipotentials over the edge  $\bar{e}$  the tree-loops including the edge  $e$  in a tree are engaging, see (2) and (3) in Fig. 15.

We first look at the unoriented tree-loop  $H_{\ell,e}$  and we remove the edge  $e$ . In that way a tree-loop-tree is created. Secondly, we consider different possible orientations for the created

tree-loop-trees. We rewrite (A.12),

$$V_{\text{loop}}(x, y) = \frac{1}{W} \sum_{\ell} \sum_{H \in \mathcal{H}_{\ell, e}} \sum_{\bar{H} \in O(H)} \sigma_H(\bar{e}) q(\bar{\ell}) w(\bar{H})$$

where  $\sigma_H(\bar{e}) = \pm 1$ . If the edge  $\bar{e}$  is oriented towards the loop of  $H$ , then  $\sigma_H(\bar{e}) = -1$ ; otherwise it is positive. So then,

$$V_{\text{loop}}(\bar{e}) = \frac{1}{W} \sum_{H \in \mathcal{H}_e} \sum_{\bar{H} \in O(H^{(e)})} \sigma_H(\bar{e}) q(\bar{\ell}) w(\bar{H}), \quad e \in \text{trees} \quad (\text{A.14})$$

where  $\mathcal{H}_e$  is a set of all spanning tree-loops including the edge  $e$  in a tree. If  $H \in \mathcal{H}_e$ , then  $H^{(e)}$  denotes a tree-loop-tree which is created by removing the edge  $e$  from the tree-loop  $H$ .  $O(H^{(e)})$  is the set of all oriented tree-loop-trees made by giving all possible orientations to  $H^{(e)}$  (remember Definition II.2). Finally, the difference of the quasipotential over a directed edge  $\bar{e}$  is

$$\begin{aligned} V(\bar{e}) &= V_{\text{tree}}(\bar{e}) + V_{\text{loop}}(\bar{e}) \\ &= \frac{1}{W} \sum_{u \in \mathcal{V}} \sum_{\mathcal{T}} w(\mathcal{T}_u) q_{\mathcal{T}}(x \rightarrow y) \\ &\quad + \frac{1}{W} \sum_{H \in \mathcal{H}_e} \sum_{\bar{H} \in O(H^{(e)})} \sigma_H(\bar{e}) q(\bar{\ell}) w(\bar{H}), \quad e \in \text{trees}. \end{aligned}$$

## Appendix B: Proof of Lemma IV.2

**Lemma B.1.** *For any directed edge  $\bar{e} = (x_e, y_e)$ , the average of  $\mathcal{P}(x_e) = \sum_{y_e} k(\bar{e})q(\bar{e})$  is*

$$\langle \mathcal{P} \rangle = \sum_{x_e} \sum_{y_e} k(\bar{e})q(\bar{e})\rho(x_e) = \frac{1}{W} \sum_{\bar{H} \in O(\mathcal{H})} w(\bar{H})q(\bar{\ell}) \quad (\text{B.1})$$

where  $w(\bar{H}) = \prod_{(z, z') \in \bar{H}} k(z, z')$ .

*Proof.* Take a spanning rooted tree  $\mathcal{T}_{x_e}$  and the edge  $\bar{e} = (x_e, y_e)$ . We consider two cases:

*First case,* if the edge  $\bar{e}' = (y_e, x_e) \in \mathcal{T}_{x_e}$ , then

$$k(\bar{e})w(\mathcal{T}_{x_e})q(\bar{e}) = k(\bar{e}')w(\mathcal{T}_{y_e})q(\bar{e}) = -k(\bar{e}')w(\mathcal{T}_{y_e})q(\bar{e}').$$

From here we can conclude that

$$\sum_{\mathcal{T}} \sum_{\bar{e}, \bar{e}' \in \mathcal{T}_{x_e}} k(\bar{e})w(\mathcal{T}_{x_e})q(\bar{e}) = 0.$$

*Second case*, if the edge  $\bar{e}' = (y_e, x_e) \notin \mathcal{T}_{x_e}$ , then  $k(\bar{e})w(\mathcal{T}_{x_e})$  is the same as the weight of a graphical object made by adding the edge  $\bar{e}$  to the rooted tree  $\mathcal{T}_{x_e}$ . That graphical object is a tree-loop. As a consequence,

$$k(\bar{e})w(\mathcal{T}_{x_e})q(\bar{e}) = w(\bar{H})q(\bar{e})$$

where the loop of  $\bar{H}$  is in the same direction as  $\bar{e}$ . Summing over the edges in loop  $\bar{\ell}$  (in clockwise or counter clockwise direction) in the underlying graph  $G$  gives

$$\sum_{\bar{e} \in \bar{\ell}} k(\bar{e})w(\mathcal{T}_{x_e})q(\bar{e}) = w(\bar{H}_{\ell})q(\bar{\ell}).$$

Finally, we obtain

$$\begin{aligned} \sum_{x_e} \sum_{y_e} k(\bar{e})q(\bar{e})\rho(x_e) &= \frac{1}{W} \sum_{x_e} \sum_{y_e} \sum_{\mathcal{T}} k(\bar{e})q(\bar{e})w(\mathcal{T}_{x_e}) \\ &= \frac{1}{W} \sum_{\bar{e}} \sum_{\mathcal{T}} k(\bar{e})q(\bar{e})w(\mathcal{T}_{x_e}) \\ &= \frac{1}{W} \sum_{\bar{e}} \sum_{\mathcal{T} \ni \bar{e}'} k(\bar{e})q(\bar{e})w(\mathcal{T}_{x_e}) + \sum_{\bar{e}} \sum_{\mathcal{T} \not\ni \bar{e}'} k(\bar{e})q(\bar{e})w(\mathcal{T}_{x_e}) \\ &= \frac{1}{W} \sum_{\ell} w(\bar{H}_{\ell})q(\bar{\ell}) \\ &= \frac{1}{W} \sum_{\bar{H} \in O(\mathcal{H})} w(\bar{H})q(\bar{\ell}). \end{aligned}$$

□

- 
- [1] H. B. Callen and H. L. Scott, *Thermodynamics and an Introduction to Thermostatistics*, 2nd ed. American Journal of Physics, **66**, 164 (1998).
  - [2] P. Glansdorff, G. Nicolis and I. Prigogine, *The thermodynamic stability theory of non-equilibrium states*. Proc. Nat. Acad. Sci. USA **71**, 197–199 (1974).
  - [3] Y. Oono and M. Paniconi, *Steady state thermodynamics*. Prog. Theor. Phys. Suppl. **130**, 29 (1998).

- [4] T.S. Komatsu, N. Nakagawa, S.I. Sasa and H. Tasaki, *Steady State Thermodynamics for Heat Conduction – Microscopic Derivation*. Phys. Rev. Lett., **100**, 230602 (2008).  
—, J. Stat. Phys. **134**, 401 (2009).
- [5] E. Boksenbojm, C. Maes, K. Netočný and J. Pešek, *Heat capacity in nonequilibrium steady states*. Europhys. Lett. **96**, 40001 (2011).
- [6] J. Pešek, E. Boksenbojm, and K. Netočný, *Model study on steady heat capacity in driven stochastic systems*. Cent. Eur. J. Phys. **10**(3), 692–701 (2012).
- [7] C. Maes and K. Netočný, *Nonequilibrium Calorimetry*. J. Stat. Mech. **114004** (2019).
- [8] J. Pešek, *Heat processes in non-equilibrium stochastic systems*, PhD Thesis (2014).
- [9] N. A. Sinitsyn and I. Nemenman, *The Berry phase and the pump flux in stochastic chemical kinetics*. Europhysics Letters (EPL) **77** 5 (2007).
- [10] F. Khodabandehlou, C. Maes and K. Netočný, *A Nernst Heat Theorem for Nonequilibrium Jump Processes*. arXiv:2207.10313v2 [cond-mat.stat-mech].
- [11] F. Khodabandehlou, S. Krekels and I. Maes, *Exact computation of heat capacities for active particles on a graph*. arXiv:2207.11070v1 (2022).
- [12] P. Dolai, C. Maes and K. Netočný, *Calorimetry for active systems*. arXiv:2208.01583v2 [cond-mat.stat-mech].
- [13] F. Khodabandehlou and I. Maes, *Drazin-Inverse and heat capacity for driven random walks on the ring*. arXiv:2204.04974 (2022).
- [14] C. Maes, *Local detailed balance*. SciPost Phys. Lect. Notes **32**, (2021).
- [15] S. Chaiken and D.J. Kleitman, *Matrix tree theorem*. Journal of combinatorial theory **A24**, 377–381 (1978).
- [16] C. Maes and K. Netočný, *Heat bounds and the blowtorch theorem*. Annales Henri Poincaré **14**(5), 1193–1202 (2013).
- [17] C. Maes, K. Netočný and W. O’Kelly de Galway, *Low temperature behavior of nonequilibrium multilevel systems*. Journal of Physics A: Math. Theor. **47**, 035002 (2014).
- [18] F. Khodabandehlou, C. Maes and K. Netočný, *Trees and forests for nonequilibrium purposes: an introduction to graphical representations*. Journal of Statistical Physics **189**(3), 41 (2022).
- [19] P. Chebotarev and R. Agaev, *Forest matrices around the Laplacian matrix*. arXiv:math/0508178v2 (2005).
- [20] R. Agaev and P. Chebotarev, *The matrix of maximum out forests of a digraph and its appli-*

- cations*. Autom Remote Control **61**(9):1424–1450 (2006).
- [21] P. Chebotarev and E. Shamis, *The matrix-forest theorem and measuring relations in small social groups*. Autom Remote Control **58**, 1505,0602070, (1997).