

A Socially Assistive Robot using Automated Planning in a Paediatric Clinical Setting

Alan Lindsay,¹ Andrés Ramírez-Duque,² Ronald P.A. Petrick,¹ Mary Ellen Foster²

¹ Department of Computer Science, Heriot-Watt University, Edinburgh, UK

² School of Computing Science, University of Glasgow, Glasgow, UK

{Alan.Lindsay, R.Petrick}@hw.ac.uk {Andres.Ramirez-Duque, MaryEllen.Foster}@glasgow.ac.uk

Abstract

We present an ongoing project that aims to develop a social robot to help children cope with painful and distressing medical procedures in a clinical setting. Our approach uses automated planning as a core component for action selection in order to generate plans that include physical, sensory, and social actions for the robot to use when interacting with humans. A key capability of our system is that the robot's behaviour adapts based on the affective state of the child patient. The robot must operate in a challenging physical and social environment where appropriate and safe interaction with children, parents/caregivers, and healthcare professionals is crucial. In this paper, we present our system, examine some of the key challenges of the scenario, and describe how they are addressed by our system.

Introduction

Children regularly experience pain and distress in clinical settings, which can produce negative effects in both the short term (e.g., fear, distress, inability to perform procedures) and the long term (e.g., needle phobia, anxiety) (Stevens et al. 2011). While a range of techniques have been shown to help manage such situations (e.g., breathing exercises, distraction techniques, cognitive-behavioural interactions (Chambers et al. 2009)), delivered through a variety of means (e.g., distraction cards, kaleidoscopes, music, and virtual reality games), recent studies have also demonstrated that social robots can be used to manage child pain and distress during medical procedures (Ali et al. 2019; Trost et al. 2019).

We are developing a social robot to help children cope with painful and distressing medical procedures in a clinical setting (Foster et al. 2020). The scenario presents a significant challenge for a social robot: the system must coexist with multiple humans engaged in numerous high-priority and dynamic tasks. The robot behaviour must be sensitive to the situation, as inappropriate behaviour may impact patient safety and well-being. Sensing the social state also presents a challenge: not only are there multiple people, many likely wearing facial coverings, but the physical space and processing bandwidth are also likely to be constrained. This situation is compounded by the fact that it may not always be clear how a child might react in a situation.

Presented at the AI-HRI Symposium at AAAI Fall Symposium Series (FSS) 2022

To address these challenges, we underpin the robot's behaviour with an automated planning system that uses observed social signals, together with the robot's state, to select appropriate behaviour: the planner makes high-level decisions as to which spoken, non-verbal, and task-based actions should be taken next by the system. A key aspect of our approach is that the planner makes action selections not only based on the state of the world, but also using its beliefs about the developing interaction, as well as observations of the patient's affective state. The sensing components of the system are also designed to work in the target context, ensuring the best possible input to the planning system.

This paper presents our ongoing work developing this robot system. We give an overview of the target scenario and the system, which includes sensors, social signal processing, a web-based GUI, a planning system and a NAO robot. We identify the main challenges that we have faced in designing the system for the clinical setting, including a lack of clear *interaction landmarks* (important factors for structuring the interaction), the need for robustness, the challenges for learning predictive models, and the difficulties of integrating social signals into the planning model.

Related Work

Technological systems based on Socially Assistive Robotics (SAR) (Feil-Seifer and Mataric 2005) provide unique opportunities to establish new mechanisms that use human-like social communication as a means to generate embodied interaction. This type of Human-Robot Interaction (HRI) is considered potentially useful to create a shared relationship without touching the human, by using characteristics such as expressiveness, personality, dialogue, empathy and adaptation skills. Although it is not well established which particular elements of HRI dynamics produce changes in human behaviour, there are several studies that have reported benefits in various domains, such as social, behavioural, physical, and cognitive well-being in different populations (Amirova et al. 2021; Henschel, Laban, and Cross 2021), in applications such as robot-assisted education (Johal 2020), autism diagnosis and therapy (Scassellati et al. 2018; Gomez Esteban et al. 2017; Pennisi et al. 2016), and Alzheimer therapy and elderly care (Tapus, Tapus, and Mataric 2009; Wada et al. 2004).

Our work aims to enable the use of SAR in paediatric

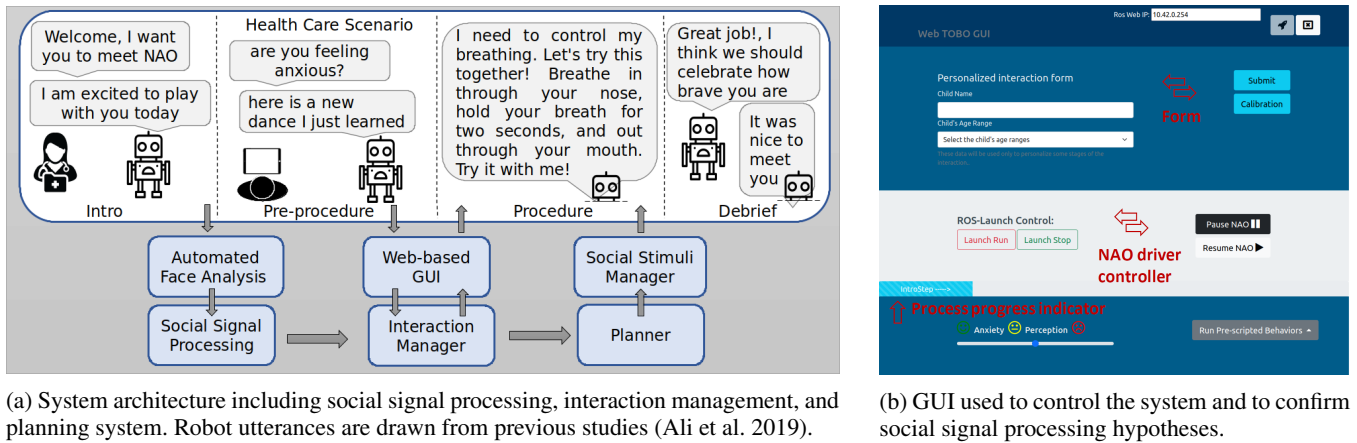


Figure 1: System architecture and GUI

healthcare settings to help alleviate children’s distress and pain. Despite the potential benefits of such an approach, there are few studies in this area (Ali et al. 2019; Jibb et al. 2018), and almost none that use AI techniques to select the robot behaviour. Trost et al. (2019) reported a review that included eight studies where a robot was used in this context: while the results seem promising and suggest that the robots succeeded in reducing pain, a need for improved methodology and measures was identified. Subsequently, Trost et al. (2020) report on a study applying an empathic robot in real-world settings in an attempt to reduce paediatric pain and distress related to medical procedures. As results, the authors reported no significant difference on the mean scores of pain and distress scales between the study groups (distractive SAR vs empathic SAR). However, the authors suggest that empathic SAR could be clinically more effective since a greater willingness of children to the procedure was observed in this condition.

On the technical side, the idea of using planning to support interaction has a long history, and planning techniques have been applied previously in a range of social robots and interactive systems. Recent examples include (Waldhart, Gharbi, and Alami 2016; Sanelli et al. 2017; Kominis and Geffner 2017; Papaioannou, Dondrup, and Lemon 2018). The most similar approach to ours is the JAMES social robot bartender (Petrick and Foster 2013, 2020), which directly used an automated planner to choose the robot’s physical, sensing, and interactive actions. This system will form the basis of the approach used on this project. Recent work on explainable planning (Fox, Long, and Magazzeni 2017) has also highlighted the links between planning and user interaction, and is relevant to this work

System Overview

In the specific clinical scenarios that we are targeting, the robot is placed in a small room together with the patient (Figure 2, left), along with one or more carers and healthcare providers, during the course of a single clinical procedure such as IV insertion. Within this context, the robot must be able to adapt to different roles throughout the intervention.

Initially, the robot could behave as a mediator, introducing or explaining parts of a procedure. In another stage, the robot could behave as an assistant, performing actions alongside humans. The robot could also act as a tutor/interviewer at the end of a procedure in a debrief phase.

Our system architecture (see Figure 1a) is composed of several components, including social signal processing, an interaction manager, a planning system, and a robot platform. The target robot platform is the SoftBank NAO, which is a humanoid robot with 25 degrees of freedom, which enables it to move and perform a large variety of actions. Additionally, NAO is equipped with a speaker, allowing the generation of different stimuli using multiple communication channels, for example, using verbal language such as speech and body language through gestures.

The low-level face analysis behaviour module is responsible for detecting the patient’s face, identifying facial landmarks, head pose, gaze direction, and facial expression. Based on the above facial features, the social signal processing module estimates the current focus of attention and the head movement speed. This information is used to estimate the patient’s emotional state, providing an indirect measure of affective states such as anxiety, valence, arousal, and engagement which are needed to control system behaviour.

The estimation of social signals is highly uncertain, meaning that this type of signal can be ambiguous. A web-based application (Figure 1b) has therefore been implemented to provide an alternate input module that allows a research assistant or healthcare provider to generate and/or confirm the predictions. For example, the interface can be used to input the state of patient anxiety, or to pop up a window asking the user to confirm the completion of a clinical step. The manual GUI-based module and the automated sensor-based module work simultaneously and complement each other to define the states needed for the decision-making process.

At the centre of the architecture is the interaction manager, which ensures synchronised transitions between the internal states of the system/robot. The interaction manager integrates the information from the social signal components to estimate the affective state. It also makes requests of the

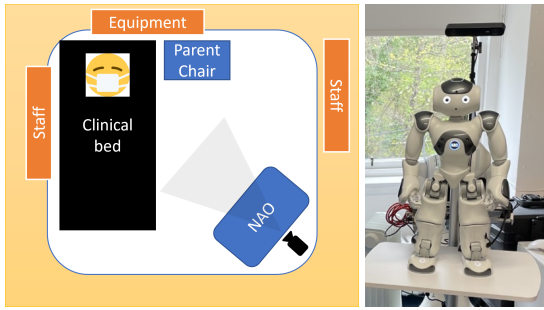


Figure 2: Target physical setting

planning module, which is used during the interaction to determine the next action based on the current state and the goal. Finally, the social stimuli module interprets high-level actions and generates specific signals for each communication channel, whether through synthesised speech or non-verbal communication through gestures and body language.

The components have been implemented using embedded hardware to increase the processing capabilities of the NAO while maintaining the portability and flexibility of this platform. Additionally, an external RGB-D camera has been incorporated to complement the NAO’s limited internal cameras (Figure 2, right). The framework was implemented using the Robot Operating System (ROS) (Quigley et al. 2009), an open source standard middleware well known in the robotics community for its flexibility and scalability.

System Design

The target setting is complex, dynamic, and requires sensitive interactions: it is therefore essential that the robot is robust and able to adapt to various (possibly adverse) situations, which can be difficult to predict in advance.

Interaction Modelling The robot’s behaviours are underpinned by a planning model which uses a declarative representation to concisely represent the domain knowledge and possible interactions. We use a fully observable non-deterministic planning model based on (Muisse, McIlraith, and Beck 2012), which can be defined as a tuple $\langle \mathcal{F}, \mathcal{I}, \mathcal{G}, \mathcal{A} \rangle$, with fluents \mathcal{F} , initial state \mathcal{I} (a full assignment to \mathcal{F}), a partial goal state \mathcal{G} , and a set of actions \mathcal{A} . Each action $a \in \mathcal{A}$ is a pair $\langle pre_a, eff_a \rangle$, with a precondition pre_a (a subset of \mathcal{F} that must hold) and an effect eff_a (a set of possible outcomes—fluents that are made true or false). If an action defines one outcome it is a deterministic action (see Figure 3); otherwise, it is a non-deterministic action. Each action application results in an outcome, but the outcome cannot be chosen by the planner. A solution to the problem is instead a branched plan π , which includes alternative action outcomes and describes the sequence of actions that will achieve the goal, given any outcome (see Figure 4).

Fluents model the situation in the room and state of the procedure (e.g., a health care provider is in the room), abstract information (e.g., that a certain behaviour has already been used), and affective state (e.g., anxiety or engagement of the patient). Actions can be separated into four groups:

```

(:action do-activity
:parameters (?a - activity ?p - procstep ?x - level)
:precondition (and
  (not (done ?a)) (procstage ?p) (desiredstrength ?p ?x)
  (okanxiety ?p) (naustep) (distractionstrength ?a ?x))
:effect (and
  (not (naustep)) (done ?a) (procedurestep)))

```

Figure 3: A deterministic PDDL action representing a behaviour to be performed by the robot.

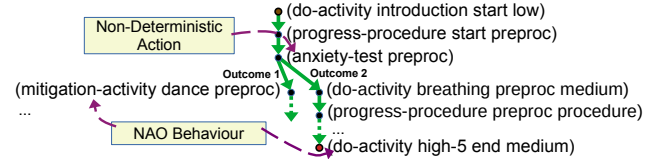


Figure 4: A partial plan showing NAO behaviour actions (e.g., breathing exercises and high five), non-deterministic actions (e.g., testing patient anxiety) and procedure actions.

robot behaviour, procedure update, implicit signals and explicit queries. The robot can perform a range of actions including distracting actions (e.g., dancing) and calming and instructive actions (e.g., stepping through breathing exercises), each of which is represented in the planning model.

The system also has actions that can measure the affective state, which allows the system to identify issues in the interaction (e.g. a patient is experiencing higher than expected anxiety). This in turn allows it to choose mitigating actions (e.g., attempting to distract with a highly distracting action) and to monitor and ensure that the interception made the intended impact (e.g., reducing the anxiety of the patient).

World State Estimation The world state representation is composed of predicted social cues associated with the patient’s emotional state, engagement, and willingness to participate in the procedure. However, the inherent complexity of the target clinical procedure and uncertainty of the predictions require special care to ensure the correct interpretation of the scenario. As a result, a support tool is required to acquire additional information from the world when it is not possible to clearly estimate the predictions due to uncertainty; the interface of this tool is shown in Figure 1b.

Automated prediction of the patient state in this setting is challenging mainly due to occlusion: the patient is likely to be wearing a surgical mask, and there may be a constant flow of staff in the room. Additionally, the use of the space close to the patient is limited, which means that the equipment (e.g., the camera) must be located at some distance. Internet use is also limited by interference generated by the high flow of devices using the wireless network in the room.

With these limitations in mind, a pipeline was developed to automatically analyse the patient’s face, along with a web interface to interact directly with the user, to confirm the estimated state. The automatic analysis pipeline is based on Nvidia DeepStream SDK¹ and was deployed using a Jetson

¹<https://developer.nvidia.com/deepstream-sdk>

Nano board. In practice, six facial expressions, the focus of visual attention, and the speed of movement of the patient's head are estimated. From these estimations, characteristics such as engagement and state of anxiety are defined.

Transition Modelling A particular challenge in this scenario has been the definition of the planning model. This is because it is difficult to define *interaction landmarks*, which are model elements (e.g., the fluents \mathcal{F}) that can be clearly used to structure the interaction. For example, specifying in advance how the patient's affective state might be usefully exploited in the generation of appropriate interactions requires input from domain experts, who are not necessarily able to express the necessary knowledge in a way that can easily be represented formally for use in decision making.

The system has therefore been designed to allow parameterisation, so that elements of the planning model can be associated with alternative transition implementors. In the current system, the options are: modelled, GUI provided, and sensed. These labels determine how each element is updated when an action is applied. Modelled elements are updated using information from the planning model; the values of world-determined (sensed and GUI provided) elements are gathered after the action has been applied, either by a predictive model or querying the user.

Updates are performed by first identifying the most appropriate outcome. World elements are determined first, with the effects used to select the outcome that is most consistent with the observed effects. The planning model is then used to update the modelled elements. A key benefit of this approach is that it has enabled us to use the system in the early stages of development to demonstrate aspects of the proposed solution. In these demonstrations, we configured the system so that most elements were defined using the planning model. We could then investigate how the addition of certain information (e.g., child anxiety) could be incorporated into the model and used to influence the interactions.

Such initial demonstrations have allowed us to receive quality feedback from key stakeholders through a co-design process, where discussions can be based on concrete and realistic system demonstrations. It is clear from these stakeholder discussions that patient anxiety is a crucial factor for action selection. At the moment, the system is configured to query the user for this information, while we are currently in the process of investigating a predictive model.

Robustness The eventual goal of this project is to evaluate the final robot system in a clinical trial, so robustness is crucial for appropriate behaviour: the robot will be used in real patient procedures, where the outcome of the robot performing inappropriate behaviour may impact patient safety and well-being. Moreover, technical difficulties can lead to challenges in interpreting the trial's results.

At the technical level, we have designed the system to use a series of connected components. This separation enables the clear allocation of responsibilities to individual components of the system, and allows us to test each component and error check the messages being passed between them. However, it also makes the interfaces between components vulnerable. For example, the interaction manager (see Fig-

ure 1a) requires input from the GUI or sensors, and must allow time for a response. In practice, each of these components may become unresponsive and fail to respond, for example due to network issues or robot failures.

As mitigation for these issues, we have incorporated explicit timeouts, default behaviours, and synchronisation. Each action type is associated with an explicit timeout and a default behaviour. After the time has elapsed, the system checks whether the appropriate message has been received and if not, the default behaviour is applied. The default behaviour will typically create an appropriate message type, populating the message fields using contextual information, including the parameters of the action. The interaction manager also plays a key role in coordinating the functions of the components and must also ensure that its internal state remains consistent. We have used keys and critical sections in the manager's code to ensure that the various threads are synchronised: for example, to ensure that a single output response is generated for every turn, and that a default does not interfere with specified GUI or robot behaviour. The design of the system also provides clear and direct ways to stop the robot at any time in the interaction, if necessary.

An additional issue that is currently being investigated is how to best respond when the world facts do not correspond with an expected outcome. Although this problem is rather universal when using planning in robot control, it is often possible to use a simple process to combine previous experience with current observations. In this case, the main issue lies in the fact that several of the elements may be modelled and used by the planner (i.e., they represent abstract states that cannot be observed). This means that the state at any given point must be combined from information from the world and the modelled parts. Our approach is to use the observations from the world (GUI and sensed) to estimate the appropriate impact on the modelled part of the state. In particular, if a change is made in the world that falls outside the expected boundaries, the system uses a series of rules to ensure that the modelled part of the state is consistent.

Conclusion

This paper describes ongoing work aimed at developing a social robot to help children cope with painful and distressing medical procedures. The scenario combines a dynamic and uncertain environment, complex social interaction that is difficult to specify fully in advance, and a real-world deployment location where robust and appropriate behaviour is crucial at every level. We have described how our system design addresses these challenges: incorporating social signals into the planning model, providing a web-based GUI to provide an alternative to sensing the world and the patient's social signals, configuring elements of the approach to allow for the easy selection of an information source (real observations or modelled), and by using a targeted strategy to address the robustness of the system. The first version of the system is currently undergoing usability testing as we continue to develop the system components, interaction model, and appropriate predictive models for social signals. When the system is complete, we plan to test its feasibility in a two-site clinical trial in paediatric emergency departments.

Acknowledgments

The authors wish to acknowledge the SSHRC-UKRI Canada-UK Artificial Intelligence Initiative (UKRI grant ES/T01296/1) for financial support of this project. We would also like to acknowledge all patient partners, research and clinical staff as well as the youth and families who have made this project possible.

References

- Ali, S.; Manaloor, R.; Ma, K.; Sivakumar, M.; Vandermeer, B.; Beran, T.; Scott, S.; Graham, T.; Curtis, S.; Jou, H.; et al. 2019. LO63: humanoid robot-based distraction to reduce pain and distress during venipuncture in the pediatric emergency department: a randomized controlled trial. *Canadian Journal of Emergency Medicine*, 21(S1): S30–S31.
- Amirova, A.; Rakhymbayeva, N.; Yadollahi, E.; Sandygulova, A.; and Johal, W. 2021. 10 Years of Human-NAO Interaction Research: A Scoping Review. *Frontiers in Robotics and AI*, 8.
- Chambers, C. T.; Taddio, A.; Uman, L. S.; McMurtry, C. M.; and HELPinKIDS Team. 2009. Psychological interventions for reducing pain and distress during routine childhood immunizations: a systematic review. *Clinical therapeutics*, 31: S77–S103.
- Feil-Seifer, D.; and Mataric, M. 2005. Socially Assistive Robotics. In *9th International Conference on Rehabilitation Robotics, 2005. ICORR 2005*. IEEE.
- Foster, M. E.; Ali, S.; Litwin, S.; Parker, J.; Petrick, R. P. A.; Smith, D. H.; Stinson, J.; and Zeller, F. 2020. Using AI-Enhanced Social Robots to Improve Children’s Healthcare Experiences. In *Social Robotics*, 542–553.
- Fox, M.; Long, D.; and Magazzeni, D. 2017. Explainable planning. In *IJCAI Workshop on XAI*.
- Gomez Esteban, P.; Baxter, P. E.; Belpaeme, T.; Billing, E.; Cai, H.; Cao, H.-L.; Coeckelbergh, M.; Costescu, C.; David, D.; De Beir, A.; Fang, Y.; Ju, Z.; Kennedy, J.; et al. 2017. How to Build a Supervised Autonomous System for Robot-Enhanced Therapy for Children with Autism Spectrum Disorder. *Paladyn Journal of Behavioral Robotics*, 8(1): 18–38.
- Henschel, A.; Laban, G.; and Cross, E. S. 2021. What Makes a Robot Social? A Review of Social Robots from Science Fiction to a Home or Hospital Near You. *Current Robotics Reports*, 2: 9–19.
- Jibb, L. A.; Birnie, K. A.; Nathan, P. C.; Beran, T. N.; Hum, V.; Victor, J. C.; and Stinson, J. N. 2018. Using the MEDiPORT humanoid robot to reduce procedural pain and distress in children with cancer: A pilot randomized controlled trial. *Pediatric Blood & Cancer*, 65(9): e27242.
- Johal, W. 2020. Research Trends in Social Robots for Learning. *Current Robotics Reports*, 1: 75–83.
- Kominis, F.; and Geffner, H. 2017. Multiagent online planning with nested beliefs and dialogue. In *Twenty-Seventh International Conference on Automated Planning and Scheduling*.
- Muise, C.; McIlraith, S.; and Beck, C. 2012. Improved non-deterministic planning by exploiting state relevance. In *Proceedings of the International Conference on Automated Planning and Scheduling*, 172–180.
- Papaioannou, I.; Dondrup, C.; and Lemon, O. 2018. Human-robot interaction requires more than slot filling-multi-threaded dialogue for collaborative tasks and social conversation. In *FAIM/ISCA Workshop on Artificial Intelligence for Multimodal Human Robot Interaction*, 61–64.
- Pennisi, P.; Tonacci, A.; Tartarisco, G.; Billeci, L.; Ruta, L.; Gangemi, S.; and Pioggia, G. 2016. Autism and social robotics: A systematic review. *Autism Research*, 9(2): 165–183.
- Petrick, R.; and Foster, M. E. 2020. Knowledge engineering and planning for social human–robot interaction: A case study. In *Knowledge Engineering Tools and Techniques for AI Planning*, 261–277. Springer.
- Petrick, R. P.; and Foster, M. E. 2013. Planning for Social Interaction in a Robot Bartender Domain. In *Proceedings of the International Conference on Automated Planning and Scheduling*.
- Quigley, M.; Conley, K.; Gerkey, B.; Faust, J.; Foote, T.; Leibs, J.; Wheeler, R.; and Ng, A. Y. 2009. ROS: an open-source Robot Operating System. In *ICRA Workshop on Open Source Software*.
- Sanelli, V.; Cashmore, M.; Magazzeni, D.; and Iocchi, L. 2017. Short-Term Human-Robot Interaction through Conditional Planning and Execution. In *Proceedings of the International Conference on Automated Planning and Scheduling (ICAPS)*, 540–548.
- Scassellati, B.; Boccanfuso, L.; Huang, C.-M.; Mademtzi, M.; Qin, M.; Salomons, N.; Ventola, P.; and Shic, F. 2018. Improving social skills in children with ASD using a long-term, in-home social robot. *Science Robotics*, 3(21): eaaf7544.
- Stevens, B. J.; Abbott, L. K.; Yamada, J.; Harrison, D.; Stinson, J.; Taddio, A.; Barwick, M.; Latimer, M.; Scott, S. D.; Rashotte, J.; et al. 2011. Epidemiology and management of painful procedures in children in Canadian hospitals. *Cmaj*, 183(7): E403–E410.
- Tapus, A.; Tapus, C.; and Mataric, M. J. 2009. The use of socially assistive robots in the design of intelligent cognitive therapies for people with dementia. In *2009 IEEE International Conference on Rehabilitation Robotics*. IEEE.
- Trost, M. J.; Chryssilla, G.; Gold, J. I.; and Matarić, M. 2020. Socially-Assistive Robots Using Empathy to Reduce Pain and Distress during Peripheral IV Placement in Children. *Pain research & management*, 1–7.
- Trost, M. J.; Ford, A. R.; Kysh, L.; Gold, J. I.; and Matarić, M. 2019. Socially assistive robots for helping pediatric distress and pain: a review of current evidence and recommendations for future research and practice. *The Clinical journal of pain*, 35(5): 451.
- Wada, K.; Shibata, T.; Saito, T.; and Tanie, K. 2004. Effects of robot-assisted activity for elderly people and nurses at a day service center. *Proceedings of the IEEE*, 92(11): 1780–1788.
- Waldhart, J.; Gharbi, M.; and Alami, R. 2016. A novel software combining task and motion planning for human-robot interaction. In *2016 AAAI Fall Symposium Series*.