

Optimal Control Strategy for Linear Systems with Time Varying Random Plant Parameters

Shawn Priore, Ali Bidram, and Meeko Oishi

Abstract—We propose an open loop control scheme for linear systems with time-varying random elements in the plant's state matrix. This paper focuses on joint chance constraints for potentially time-varying target sets. Under assumption of finite and known expectation and variance, we use the one-sided Vysochanskij–Petunin inequality to reformulate joint chance constraints into a tractable form. We demonstrate our methodology on two resource allocation problems. One involving a two-bus power system with stochastic load and wind power generation and the second allocation of labor hours to control an invasive plant population. We compare our method with situation approach and particle control. We show that in both situations the proposed method had superior solve times and favorable optimally considerations.

I. INTRODUCTION

In much of the linear controls literature, stochasticity is regarded as a factor external to the system modeling process. As evidenced by the common assertion of additive noise, we have failed to account for much of the systemic stochasticity that is found in natural processes. For example, wind speeds can effect the output of a wind turbine in a local grid, yet state-of-the-art models have considerable difficulty in making accurate predictions of their power output [1]. New control techniques that can incorporate this stochasticity systemically have the potential to enable more efficient controllers that can be robust to natural phenomena. In this paper, we develop an optimal control derivation scheme for discrete time linear systems with time-varying stochastic elements in the state matrix subject to joint chance constraints.

Early work in the 1960s and 1970s illuminated the need for incorporating random elements into the plant with applications in industrial manufacturing, communications systems, and econometrics [2], [3], [4]. Several works considered minimization strategies for linear quadratic regulator (LQR) problems. Without the addition of joint chance constraints, dynamic programming techniques [5] can easily be employed to find optimal controllers [6], [7], [8]. These works have been extended to account for unknown distributions associated with the random parameters. Sampling techniques and feedback mechanisms have been used to overcome these hurdles [9], [10]. These regulation problems are limited

in scope and cannot solve the problem presented in this research. Random plants with more complex structure have been investigated [11], but have typically been limited to Gaussian disturbances. Since the late 1970s research in this area has been sparse, appearing only occasionally in econometric literature [12], [13] where plant uncertainty has been used to model economic trends.

A similar problem where the uncertainty in the plant is modeled either by bounded parameterization or a bounded column space has been extensively studied in the robust model predictive control community [14], [15], [16]. By exploiting the bounded parameter and column spaces, estimation techniques [17], [18] and stability results [19], [20] allow for closed loop computation of controllers. We note that while several of these techniques can address uncertainty in the plant, in many cases the uncertainty addressed is not random in nature [21], [22] as we address in this work. Further, these methods can address uncertainty that result from bounded random variables, such as discrete distributions with finite outcomes, and uniform or beta distributions, but cannot address random variables on semi-infinite or infinite supports.

Our approach is to employ a convex approximation of the joint chance constraint and solve the problem via convex optimization techniques. To achieve this, we use Boole's inequality [23] to bound the joint chance constraint by a series of individual chance constraints. To transform the probabilistic constraint into a linear or biconvex constraint, we use the one-sided Vysochanskij–Petunin inequality [24]. While the one-sided Vysochanskij–Petunin inequality introduces conservatism, it enables optimization under a wide range of distributional assumptions. Using the one-sided Vysochanskij–Petunin can result in a bi-convex optimization problem. We discuss the alternate convex search method to solve the problem when this occurs. *The main contribution of this paper is the construction of a tractable optimization problem that solves for convex joint chance constraints in the presence of random elements in the state matrix.*

The paper is organized as follows. Section II provides mathematical preliminaries and formulates the optimization problem. Section III derives the reformulation of the chance constraints with Boole's inequality and the one-sided Vysochanskij–Petunin inequality. Section IV demonstrates our approach on two problems involving power generation and labor allocation, and Section V provides concluding remarks.

This material is based upon work supported by the National Science Foundation under NSF Grant Numbers CMMI-2105631 and OIA-1757207. Any opinions, findings, and conclusions or recommendations expressed in this material are those of the authors and do not necessarily reflect the views of the National Science Foundation.

Shawn Priore, Ali Bidram, and Meeko Oishi are with the Department of Electrical and Computer Engineering, University of New Mexico, Albuquerque, NM; e-mail: shawnpriore@unm.edu (corresponding author), bidram@unm.edu, oishi@unm.edu.

II. PRELIMINARIES AND PROBLEM FORMULATION

We denote the interval that enumerates all natural numbers from a to b , inclusively, as $\mathbb{N}_{[a,b]}$. Random vectors and matrices will be denoted with bold case, \mathbf{x} and \mathbf{A} , respectively. Non-random vectors and matrices are denoted with an overline, \bar{x} and \bar{A} , respectively. We use the notation \mathbf{a}_{ij} to denote the (i, j) th element of the matrix \mathbf{A} . For a random variable \mathbf{x} , we denote the n th moment as $\mathbb{E}[\mathbf{x}^n]$, and variance as $\text{Var}(\mathbf{x})$. For sum and multiplication functions, $\sum_{i=a}^b$ and $\prod_{i=a}^b$, respectively, when $a > b$ the index decreases from a to b by -1 .

A. The Vysochanskij–Petunin Inequality

For reference, we state the one-sided Vysochanskij–Petunin inequality.

Theorem 1 (The one-sided Vysochanskij–Petunin inequality [24]). *Let \mathbf{x} be a real valued unimodal random variable with finite expectation $\mathbb{E}[\mathbf{x}]$ and finite, non-zero variance $\text{Var}(\mathbf{x})$. Then, for $\lambda > \sqrt{5/3}$,*

$$\mathbb{P}\left\{\mathbf{x} - \mathbb{E}[\mathbf{x}] \geq \lambda\sqrt{\text{Var}(\mathbf{x})}\right\} \leq \frac{4}{9(\lambda^2 + 1)} \quad (1)$$

The one-sided Vysochanskij–Petunin inequality is a refinement of the Chebyshev–Cantelli inequality for unimodal distributions. The one-sided Vysochanskij–Petunin inequality upper bounds one-sided tail probabilities for the deviation of unimodal univariate random variables from their mean. The two-sided Vysochanskij–Petunin inequality [25] is commonly cited as the foundation for the 3σ rule in statistics. The one-sided variant can be used to find similar results for each tail.

B. Problem Formulation

We consider a discrete-time linear system given by

$$\mathbf{x}(k+1) = \mathbf{A}(k)\mathbf{x}(k) + \bar{B}\bar{u}(k) \quad (2)$$

with state $\mathbf{x}(k) \in \mathcal{X} \subseteq \mathbb{R}^n$, input $\bar{u}(k) \in \mathcal{U} \subseteq \mathbb{R}^m$, and time index $k \in \mathbb{N}_{[0,N]}$. We presume initial conditions, $\bar{x}(0)$, are known, and the set \mathcal{U} is convex. The state matrix $\mathbf{A}(k)$ contains real valued random variables, \mathbf{a}_{ij} , each with probability space $(\Omega, \mathcal{B}(\Omega), \mathbb{P}_{\mathbf{a}_{ij}})$ with outcomes Ω , Borel σ -algebra $\mathcal{B}(\Omega)$, and probability measure $\mathbb{P}_{\mathbf{a}_{ij}}$ [23]. Each random variable is potentially time-varying.

Assumption 1. *All random elements are mutually independent within their matrix. Further, the matrices at each time step are mutually independent.*

Assumption 2. *Each random element $\mathbf{a}_{ij}(k)$ has a finite expectation and variance.*

Both assumptions are easily met in most scenarios. We would expect the parameters to be independent in many biological and physical processes, and most distributional assumptions would provide for finite expectation and variance. Of notable exception are certain parameterizations of the t , the Pareto, and the inverse-Gamma distributions.

We presume desired polytopic sets, represented by the linear inequalities $\bar{G}_i(k)\mathbf{x}(k) \leq h_i(k)$, that the state must reach at each time step with a desired likelihood

$$\mathbb{P}\left\{\bigcap_{k=1}^N \bigcap_{i=1}^{q_k} \bar{G}_i(k)\mathbf{x}(k) \leq h_i(k)\right\} \geq 1 - \alpha \quad (3)$$

where q_k is the number of linear inequalities at time k . We presume convex, compact, and polytopic sets $\{\mathbf{x}(k) | \bigcap_{i=1}^{q_k} \bar{G}_i(k)\mathbf{x}(k) \leq h_i(k)\} \subseteq \mathbb{R}^n$, and probabilistic violation threshold $\alpha < 1/6$.

Assumption 3. *Each probabilistic constraint, $\bar{G}_i(k)\mathbf{x}(k) \leq h_i(k)$, marginally follows a unimodal distribution.*

This is likely to be the most restrictive assumption as verifying unimodality can be challenging in cases where the distributional assumptions are not strongly unimodal [26]. For a thorough review of unimodality in distributions and strong unimodality, we recommend [27]. The primary concern for unimodality within this framework is maintaining unimodality through both additive and multiplicative operations. As the terminal time increases the more likely a non-unimodal distribution can arise from the complex and intricate interactions of the random state and the random plant parameters.

We seek to minimize a convex performance objective J : $\mathcal{X}^N \times \mathcal{U}^N \rightarrow \mathbb{R}$.

$$\underset{\bar{u}(0), \dots, \bar{u}(N-1)}{\text{minimize}} \quad J(\mathbf{x}(1), \dots, \mathbf{x}(N), \bar{u}(0), \dots, \bar{u}(N-1)) \quad (4a)$$

$$\text{subject to} \quad \bar{u}(0), \dots, \bar{u}(N-1) \in \mathcal{U}, \quad (4b)$$

$$\text{Dynamics (2) with } \bar{x}(0) \quad (4c)$$

$$\text{Probabilistic constraint (3)} \quad (4d)$$

$$\text{Assumptions 1, 2, and 3} \quad (4e)$$

Problem 1. *Solve the stochastic optimization problem (4) with open loop control $\bar{u}(0), \dots, \bar{u}(N-1) \in \mathcal{U}$, and probabilistic violation threshold α .*

The main challenge in solving Problem 1 is assuring (4d).

III. METHODS

To solve problem one, we reformulate the joint chance constraint (3) into a sum of individual joint chance constraints. Then this series of constraints is transformed into constraints that are affine in the constraint's expectation and variance. Vysochanskij–Petunin's inequality guarantees the generated controller satisfies the probabilistic constraint. The reformulation results in an easy to solve convex optimization problem.

A. Constraint Reformulation

We first address the polytopic constraint. Without loss of generality, we drop the time index k for the vectors and scalars defining the polytope. We take the complement and employ Boole's inequality to convert the joint chance constraint into a sum of individual chance constraints,

$$\mathbb{P}\left\{\bigcup_{i=1}^q \bar{G}_i\mathbf{x}(k) \geq h_i\right\} \leq \sum_{i=1}^q \mathbb{P}\{\bar{G}_i\mathbf{x}(k) \geq h_i\} \quad (5)$$

Using the approach in [28], we introduce risk allocation variables ω_i for each of the individual chance constraints and bound the sum of risk allocation variables,

$$\mathbb{P}\{\bar{G}_i \mathbf{x}(k) \geq h_i\} \leq \omega_i \quad \forall i \in \mathbb{N}_{[1,q]} \quad (6a)$$

$$\sum_{i=1}^q \omega_i \leq \alpha \quad (6b)$$

where ω_i is a non-negative real number.

We add an additional constraint to (6) in the form of

$$\mathbb{E}[\bar{G}_i \mathbf{x}(k)] + \lambda_i \sqrt{\text{Var}(\bar{G}_i \mathbf{x}(k))} \leq h_i \quad (7)$$

with a non-negative optimization parameter λ_i . Here, the enforcement of (7) implies

$$\begin{aligned} & \mathbb{P}\{\bar{G}_i \mathbf{x}(k) \geq h_i\} \\ & \leq \mathbb{P}\left\{\bar{G}_i \mathbf{x}(k) \geq \mathbb{E}[\bar{G}_i \mathbf{x}(k)] + \lambda_i \sqrt{\text{Var}(\bar{G}_i \mathbf{x}(k))}\right\} \end{aligned} \quad (8)$$

We add constraints (7)-(8) to (6) allowing us can write the constraints as

$$\mathbb{P}\left\{\bar{G}_i \mathbf{x}(k) \geq \mathbb{E}[\bar{G}_i \mathbf{x}(k)] + \lambda_i \sqrt{\text{Var}(\bar{G}_i \mathbf{x}(k))}\right\} \leq \omega_i \quad (9a)$$

$$\mathbb{E}[\bar{G}_i \mathbf{x}(k)] + \lambda_i \sqrt{\text{Var}(\bar{G}_i \mathbf{x}(k))} \leq h_i \quad (9b)$$

$$\sum_{i=1}^q \omega_i \leq \alpha \quad (9c)$$

where (9a) is a simplification of (6a) and (8), and (9a)-(9b) are iterated for all i . Next, we observe

$$\mathbb{P}\left\{\bar{G}_i \mathbf{x}(k) \geq \mathbb{E}[\bar{G}_i \mathbf{x}(k)] + \lambda_i \sqrt{\text{Var}(\bar{G}_i \mathbf{x}(k))}\right\} \quad (10a)$$

$$\leq \frac{4}{9(\lambda_i^2 + 1)} \quad (10b)$$

where (10b) results from (1) and Assumption 3. By substituting (10) into (9), we can establish the relationship between λ_i and ω_i . Hence, (9) simplifies to

$$\mathbb{E}[\bar{G}_i \mathbf{x}(k)] + \lambda_i \sqrt{\text{Var}(\bar{G}_i \mathbf{x}(k))} \leq h_i \quad \forall i \in \mathbb{N}_{[1,q]} \quad (11a)$$

$$\sum_{i=1}^q \frac{4}{9(\lambda_i^2 + 1)} \leq \alpha \quad (11b)$$

for non-negative real parameter(s) λ_i .

Lemma 1. *For the controller $\bar{u}(0), \dots, \bar{u}(N-1)$, if there exists risk allocation variables λ_i satisfying (11) for constraints in the form of (3), then $\bar{u}(0), \dots, \bar{u}(N-1)$ satisfy (4d).*

Proof. Satisfaction of (11a) implies (8) holds. Vysochanskij–Petunin’s inequality upper bounds (8) via (10). Boole’s inequality and De Morgan’s law [23] guarantee that if (11b) holds then (4d) is satisfied. \square

We formally define Problem 2.

$$\begin{aligned} & \underset{\bar{u}(0), \dots, \bar{u}(N-1)}{\text{minimize}} && J(\mathbf{x}(1), \dots, \mathbf{x}(N), \bar{u}(0), \dots, \bar{u}(N-1)) \end{aligned} \quad (12a)$$

$$\text{subject to} \quad \bar{u}(0), \dots, \bar{u}(N-1) \in \mathcal{U}, \quad (12b)$$

$$\begin{aligned} & \text{Expectation and variance derived} \\ & \text{from dynamics (2) with } \bar{x}(0) \end{aligned} \quad (12c)$$

$$\text{Constraint (11)} \quad (12d)$$

$$\text{Assumptions 1, 2, and 3} \quad (12e)$$

Problem 2. *Solve the stochastic optimization problem (12) with open loop control $\bar{u}(0), \dots, \bar{u}(N-1) \in \mathcal{U}$, and probabilistic violation threshold α .*

Lemma 2. *Any solution to Problem 2 is a conservative solution to Problem 1.*

Proof. By Lemma 1, (12c)-(12d) satisfy (4d). Here, (12c) replaces (4c) as we only need the expectation and variance derived from the dynamics. All other elements remain unchanged. Conservatism is introduced from Boole’s inequality as equality is only achieved when constraints are independent. Similarly, the Vysochanskij–Petunin inequality only achieves equality only when

$$\Phi(\mathbf{x}) = \begin{cases} \frac{4}{9((\mathbf{x} - \mathbb{E}[\mathbf{x}])^2 + 1)} & \text{if } \mathbf{x} < \mathbb{E}[\mathbf{x}] \\ \frac{5}{9} & \text{if } \mathbf{x} = \mathbb{E}[\mathbf{x}] \\ 1 - \frac{4}{9((\mathbf{x} - \mathbb{E}[\mathbf{x}])^2 + 1)} & \text{if } \mathbf{x} > \mathbb{E}[\mathbf{x}] \end{cases} \quad (13)$$

where $\Phi(\mathbf{x})$ is the cumulative distribution function. This does not correspond to any named distribution. In any other scenario, the use of the Vysochanskij–Petunin inequality will introduce conservatism. \square

Here, Problem 2 is a conservative but tractable reformulation of Problem 1. While we cannot guarantee a solution exists to Problem 2, we can guarantee any solution to Problem 2 is a solution to Problem 1, if one exists.

B. Solving Problem 2

We note that while (11a) will elicit a closed form due to Assumptions 1 and 2, and linear dynamics, deriving this expression may be difficult. This is particularly true for longer time horizons. We start by observing that the linear dynamics allow us to write the state at time step k as the summation,

$$\mathbf{x}(k) = \left(\prod_{j=k-1}^0 \mathbf{A}(j) \right) \bar{x}(0) + \sum_{i=0}^{k-1} \left(\prod_{j=k-1}^{i+1} \mathbf{A}(j) \right) \bar{B} \bar{u}(i) \quad (14)$$

For the constraint $\bar{G}_i \mathbf{x}(k) \leq h_i$, the affine form of (14) allows us to easily compute the expectation for an individual

constraint via the linearity of the expectation operator,

$$\begin{aligned} \mathbb{E}[\bar{G}_i \mathbf{x}(k)] &= \bar{G}_i \left(\prod_{j=k-1}^0 \mathbb{E}[\mathbf{A}(j)] \right) \bar{x}(0) \\ &+ \bar{G}_i \sum_{i=0}^{k-1} \left(\prod_{j=k-1}^{i+1} \mathbb{E}[\mathbf{A}(j)] \right) \bar{B} \bar{u}(i) \end{aligned} \quad (15)$$

However, the main challenge will be deriving the variance term. The variance can be written as

$$\begin{aligned} \text{Var}(\bar{G}_i \mathbf{x}(k)) &= \\ \bar{G}_i \text{Var} \left(\left(\prod_{j=k-1}^0 \mathbf{A}(j) \right) \bar{x}(0) \right. \\ &\left. + \sum_{i=0}^{k-1} \left(\prod_{j=k-1}^{i+1} \mathbf{A}(j) \right) \bar{B} \bar{u}(i) \right) \bar{G}_i^T \end{aligned} \quad (16)$$

In this form, we cannot easily expand over the summations as the random matrices create complex interactions that can lead to non-zero covariance measures between any two terms. We recommend writing out each equation in scalar form and using the variances properties as it pertains to linear forms.

By inserting (15)-(16) into (11a), we see that λ_i and the inclusion of $\bar{u}(k)$ in $\text{Var}(\bar{G}_i \mathbf{x}(k))$ form a biconvex constraint [29]. A biconvex problem has the following form:

$$\min_{x,y} f(x,y) \quad (17a)$$

$$\text{s.t. } g_i(x,y) \leq 0 \quad \forall i \in \mathbb{N} \quad (17b)$$

where $x \in X \subseteq \mathbb{R}^n$, $y \in Y \subseteq \mathbb{R}^m$, $f(\cdot, \cdot) : \mathbb{R}^n \times \mathbb{R}^m \rightarrow \mathbb{R}$ and $g_i(\cdot, \cdot) : \mathbb{R}^n \times \mathbb{R}^m \rightarrow \mathbb{R}$ are convex when optimizing over one parameter while holding the other constant [29]. For completeness, we include Algorithm 1 to demonstrate one method of solving (17) via the well known alternate convex search method [30]. While this method cannot guarantee global optimality, Lemma 2 guarantees any solution will be a feasible solution to Problem 1. We note that this method can be sensitive to chosen initial conditions. However, users may opt to utilize a grid search approach to find the initial conditions that produce the most optimal solution.

Algorithm 1 Computing solutions to (17) with alternate convex search

Input: Feasible initial condition for y , denoted y^* , maximum number of iterations n_{max} .

Output: Solution to (17), (x^*, y^*)

- 1: **for** $i = 1$ to n_{max} **do**
 - 2: Solve (17) assuming $y = y^*$
 - 3: Set $x^* = x$
 - 4: Solve (17) assuming $x = x^*$
 - 5: Set $y^* = y$
 - 6: **if** Solutions converged **then**
 - 7: **break**
 - 8: **end if**
 - 9: **end for**
-

IV. RESULTS

We consider two scenarios: 1) a two-bus electric grid with two thermal generation units, one stochastic wind power plant, and a stochastic load, and 2) allocation of labor to combat an invasive plant species. All computations were done on a 1.80GHz i7 processor with 16GB of RAM, using MATLAB, CVX [31] and Mosek [32]. All code is available at <https://github.com/unm-hscl/shawnpriore-time-varying-plant>.

A. Power Generation

Operation of power grids with high penetration of renewable energy sources are known to be a challenging task, largely because of the stochasticity inherent to intermittent sources of power generation (e.g., solar and wind generation units). Although thermal generation trends are predictable [33], state-of-the-art modeling efforts are often unable to effectively capture the fundamentally erratic and stochastic nature of wind energy production [1]. Indeed, this is an active area of research in power grids, because of the challenges that these intermittent sources of power can create for the reliable and stable operation of power grids.

Figure 1 shows a sketch of the prototypical system we consider, a small, two bus network with both wind and thermal generation, and a single load.

We model the system with the LTV dynamics [34]:

$$\begin{aligned} \mathbf{x}(k+1) &= \underbrace{\begin{bmatrix} 0 & 0 & 0 & 0 & 0 & 0 \\ 0 & 0 & 0 & 0 & 0 & 0 \\ 0 & 0 & 1 & 0 & 0 & 0 \\ 0 & 0 & \gamma(k)^3 & 0 & 0 & 0 \\ 0 & 0 & 0 & 0 & 1 & 0 \\ 0 & 0 & 0 & 0 & \beta(k) & 0 \end{bmatrix}}_{\mathbf{A}(k)} \underbrace{\begin{bmatrix} P_1 \\ P_2 \\ C_W \\ P_W \\ C_L \\ L_k \end{bmatrix}}_{\mathbf{x}(k)} \\ &+ \begin{bmatrix} 1 & 0 \\ 0 & 1 \\ 0 & 0 \\ 0 & 0 \\ 0 & 0 \\ 0 & 0 \end{bmatrix} \begin{bmatrix} \bar{u}_1(k) \\ \bar{u}_2(k) \end{bmatrix} \end{aligned} \quad (18)$$

where P_1, P_2 are power generated by the thermal generators connected to Bus 1 and 2, respectively, C_W is a multiplier to convert cubed wind speed in $\text{m}^3 \cdot \text{s}^{-3}$ to MW, P_W is the actual power generated from the wind farm, C_L is the maximum load requirement in MW, and L_k is the actual load. We presume $C_L = 1,600$ MW, and the wind farm houses 100 wind turbine generators with a blade length of 65 m. For standard air density of $1.225 \text{ kg} \cdot \text{m}^{-3}$, $C_{wind} = 0.8130 \text{ MW} \cdot \text{s}^3 \cdot \text{m}^{-3}$. All other initial conditions are set to 0 without loss of generality. Here, the random variables are $\gamma(k) \sim \text{Weibull}(5, 30)$, and $\beta(k) \sim \text{Beta}(50, 50)$, and are presumed independent. Here, $\gamma(k)$ represents the wind speed in $\text{m} \cdot \text{s}^{-1}$ at time k and is presumed to be consistent for all wind turbines.

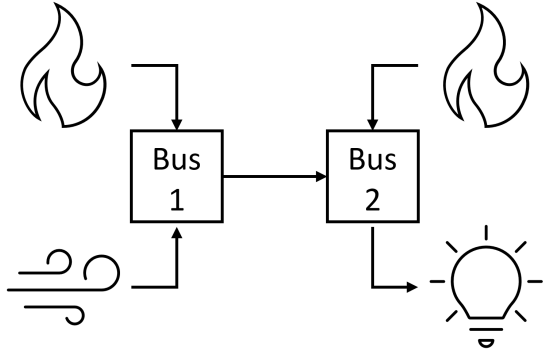


Fig. 1. Two bus network with renewable source generation.

The two thermal generators have a maximum nominal injection of 600 MW and must maintain at least 10% of the maximum nominal injection to remain on, hence,

$$\mathcal{U} = \left\{ \bar{u}(k) \left| \begin{bmatrix} -I_2 \\ I_2 \end{bmatrix} \bar{u}(k) \leq \begin{bmatrix} 60 \cdot 1_2 \\ 600 \cdot 1_2 \end{bmatrix} \right. \right\} \quad (19)$$

We presume that supply must meet demand and the power transmission line between buses has a maximum rating of 900 MW. Hence, the target set for each time step is defined by the inequality

$$\underbrace{\begin{bmatrix} -1 & -1 & 0 & -1 & 0 & 1 \\ 1 & 0 & 0 & 1 & 0 & 0 \end{bmatrix}}_{\bar{G}(k)} \mathbf{x}(k) \leq \underbrace{\begin{bmatrix} 0 \\ 900 \end{bmatrix}}_{\bar{h}(k)} \quad (20)$$

Since the wind speed and load are stochastic, we consider the target constraint in a probabilistic manner and require they must hold with probability $1 - \alpha$. The optimization cost is presumed to be

$$J(\bar{u}(1), \dots, \bar{u}(N)) = \sum_{k=1}^N \bar{u}^\top(k) \begin{bmatrix} 0.05 & 0 \\ 0 & 0.10 \end{bmatrix} \bar{u}(k) + [30 \quad 60] \bar{u}(k). \quad (21)$$

Here, the cost of running the thermal generator on Bus 2 is more costly than Bus 1.

From this construction, we observe that

$$\prod_{i=k}^0 \mathbf{A}(i) = \mathbf{A}(k) \quad (22a)$$

$$\mathbf{A}(k) \bar{\mathbf{B}} = \bar{\mathbf{0}}_{n \times m} \quad \forall k \in \mathbb{N}_{[0, N]} \quad (22b)$$

Hence, the expectation and variance terms, (15)-(16), simplify to

$$\mathbb{E}[\bar{G}_i \mathbf{x}(k+1)] = \bar{G}_i \mathbb{E}[\mathbf{A}(k)] \bar{\mathbf{x}}(0) + \bar{G}_i \bar{\mathbf{B}}(k) \bar{u}(k) \quad (23a)$$

$$\text{Var}(\bar{G}_i \mathbf{x}(k+1)) = \bar{G}_i \text{Var}(\mathbf{A}(k) \bar{\mathbf{x}}(0)) \bar{G}_i^\top \quad (23b)$$

The constraint (11a) simplifies to a linear constraint for all time steps. Further, since neither term changes as a function of the time step, the optimal solution will have the same controller for all time steps. Thus, we only need to solve

Problem 2 for one time step. From (23), we can easily find the expectation and variance of our constraints:

$$\mathbb{E}[\bar{G}_1 \mathbf{x}(k+1)] = 0.5 \cdot C_L - 118.9188 \cdot C_W - \bar{u}_1(k) - \bar{u}_2(k) \quad (24a)$$

$$\mathbb{E}[\bar{G}_2 \mathbf{x}(k+1)] = 118.9188 \cdot C_W + \bar{u}_1(k) \quad (24b)$$

and

$$\text{Var}(\bar{G}_1 \mathbf{x}(k)) = 204.6946 \cdot C_W^2 + 0.0025 \cdot C_L^2 \quad (25a)$$

$$\text{Var}(\bar{G}_2 \mathbf{x}(k)) = 204.6946 \cdot C_W^2 \quad (25b)$$

It is easy to show that the probability density function of $\gamma(k)^3$ is log-concave via substitution. By [26], $\gamma(k)^3$ is strongly unimodal. Beta distributions with both parameters ≥ 1 are also strongly unimodal. As strong unimodal distributions are closed under convolution, we guarantee the constraints are unimodal [27].

We compare the proposed methodology with scenario approach [35]. As the scenario approach relies on samples of the random state matrix, it can only guarantee constraint satisfaction up to a set confidence level. For fair comparison between methods, we set the confidence level, $1 - \beta$, to 0.999. We compute the number of samples, N_S , required to achieve this confidence level as [35]

$$N_S \geq \frac{2}{\alpha} \left(\log \left(\frac{1}{\beta} \right) + 2 \right) \quad (26)$$

corresponding to 112 samples for $1 - \alpha = 0.84$ and 1,781 samples for $1 - \alpha = 0.99$.

In Figures 2 and 3, we compare the optimal cost and solve time of our approach to the scenario approach. We consider discrete values of $1 - \alpha \in [0.84, 0.99]$, and evaluate each approach for each value. As shown in Figure 2, for lower safety probabilities, our approach has a lower cost, however, as the safety probability increases, the conservatism of our proposed approach is evident in the higher cost. (We note the proposed method was not able to find a solution at $1 - \alpha = 0.99$ as the admissible input set was too constraining to find a solution.) However, the solve time of our method is superior to the scenario approach for all safety probabilities for which a feasible solution was found. In contrast, the solve time seems of the scenario approach appears to grow exponentially as the safety probability increases. In considering between the two methods at high safety thresholds, the tradeoff between cost and solve time may inform choice of method.

Lastly, we note that potential extension of this approach to more complex grid architectures could exploit the fact that the Problem 2 can be solved via a sequence of linear programs, meaning that efficient scaling would be possible. Additionally, modeling choices in which hard constraints are cast as probabilistic constraints with high safety likelihoods may incur feasibility issues due to the conservatism inherent to the Vysochanskij–Petunin inequality.

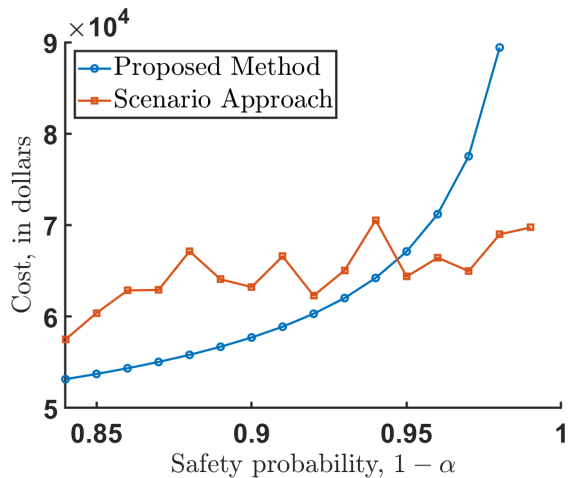


Fig. 2. Comparison of optimal cost, J , between proposed method and scenario approach. The optimization problem was infeasible at $1 - \alpha = 0.99$, and this is denoted by a missing value at this safety probability. The proposed method has a lower cost than the scenario approach for lower safety probabilities, and a higher cost for higher safety probabilities.

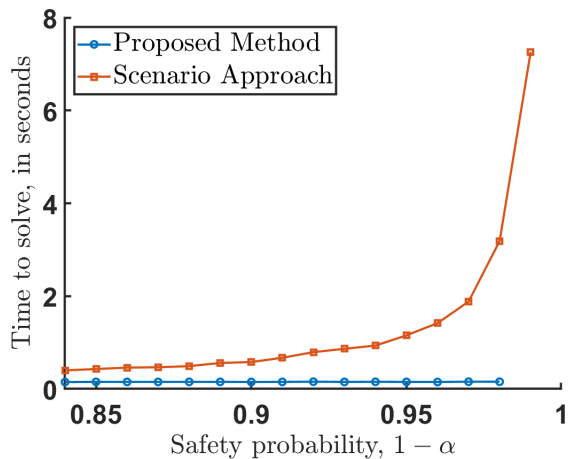


Fig. 3. Comparison of time needed to find the optimal controller between proposed method and scenario approach. The optimization problem was infeasible at $1 - \alpha = 0.99$, and this is denoted by a missing value at this safety probability. The proposed method has a near constant time to solve where as the scenario approach appears to grow exponentially.

B. Invasive Plant Population Control

Consider a scenario in which the invasive plant species bristled knotweed (*persicaria longiseta*) has invaded a conservation area in rural Pennsylvania. A local government run conservation group is planning how to allocate resources over the next several years to combat the spread of this plant. At their disposal is manually removing the plant from area, as well as a herbicide that inhibits the ability for the plants seeds to germinate [36]. Both methods will require labor hours, $\bar{u}(k)$, to perform the action and cannot be performed simultaneously.

To derive a model of population growth we make the following assumptions. First, since the plant completes its life cycle in one growing season, the population in future years will be dictated by the number of seeds dropped in

previous years and the current year. Second, we limit the number of previous years populations to three even though seeds can stay dormant for several years before sprouting [36]. Third, we presume the number of seeds that sprout is a random multiplier of the previous seasons respective populations and that this multiplier generally decreases over time. In summation, we will use an autoregressive model of order 3 with random coefficients,

$$\mathbf{x}(k+1) = \underbrace{\begin{bmatrix} 0 & 1 & 0 \\ 0 & 0 & 1 \\ \beta_1(k) & \beta_2(k) & \beta_3(k) \end{bmatrix}}_{\mathbf{A}(k)} \underbrace{\begin{bmatrix} \rho(k-2) \\ \rho(k-1) \\ \rho(k) \end{bmatrix}}_{\mathbf{x}(k)} + \begin{bmatrix} 0 & 0 \\ -0.0025 & 0 \\ -0.0015 & -0.003 \end{bmatrix} \begin{bmatrix} u_1(k) \\ u_2(k) \end{bmatrix} \quad (27)$$

where $\beta_i(k) \sim \text{Gamma}(i^4, 81)$ is the growth multiplier, $\rho(k)$ is the area coverage of the plant (in 100 square kilometers), $u_1(k)$ and $u_2(k)$ are the number of labor hours spent removing plants and spraying herbicide, respectively. Initial conditions were chosen randomly as $\bar{\mathbf{x}}(0) = [0.958 \quad 1.063 \quad 1.196]^\top$. Control authority was limited to

$$\mathcal{U} = \left\{ \bar{\mathbf{u}}(k) \left| \begin{bmatrix} -1 & 0 \\ 0 & -1 \\ 1 & 1 \end{bmatrix} \bar{\mathbf{u}}(k) \leq \begin{bmatrix} 0 \\ 0 \\ 1000 \end{bmatrix} \right. \right\} \quad (28)$$

The terminal sets are chosen to be $\rho(k) \leq 1 - .1k$, hence, the set is defined by the inequality

$$\underbrace{\begin{bmatrix} 0 & 0 & 1 \end{bmatrix}}_{\bar{\mathbf{G}}(k)} \mathbf{x}(k) \leq \underbrace{1 - .1k}_{\bar{h}(k)} \quad (29)$$

The safety threshold is chosen to be $1 - \alpha = 0.85$. Strong unimodality of the Gamma distribution guarantees the terminal set at $k = 1$ elicits a unimodal distribution [26]. For $k = 2$, unimodality was verified via random sampling.

Suppose the planning committee is planning two years in advance and intends to minimize the squared labor hours required. Hence,

$$J(\bar{\mathbf{u}}(0), \bar{\mathbf{u}}(1)) = \bar{\mathbf{u}}(0)^\top \bar{\mathbf{u}}(0) + \bar{\mathbf{u}}(1)^\top \bar{\mathbf{u}}(1) \quad (30)$$

For each constraint, we can easily find the expectation with (15). Then we compute the variance for each time step,

$$\text{Var}(\bar{\mathbf{G}}\mathbf{x}(1)) = 0.0206 \quad (31a)$$

$$\text{Var}(\bar{\mathbf{G}}\mathbf{x}(2)) = \quad (31b)$$

$$\left\| \begin{bmatrix} 0.222 & -7.556 \times 10^{-5} & -1.183 \times 10^{-4} \\ 0 & 1.932 \times 10^{-4} & 9.755 \times 10^{-5} \\ 0 & 0 & 2.960 \times 10^{-4} \end{bmatrix} \begin{bmatrix} 1 \\ u_1(0) \\ u_2(0) \end{bmatrix} \right\|^2$$

To accommodate the form (17), we add $\sum_i \lambda_i$ to the cost function. We optimize by alternating solving for λ_i and $\bar{\mathbf{u}}(k)$. We instantiate by setting all λ_i equal. We define the convergence criteria to be the norm of the differences in

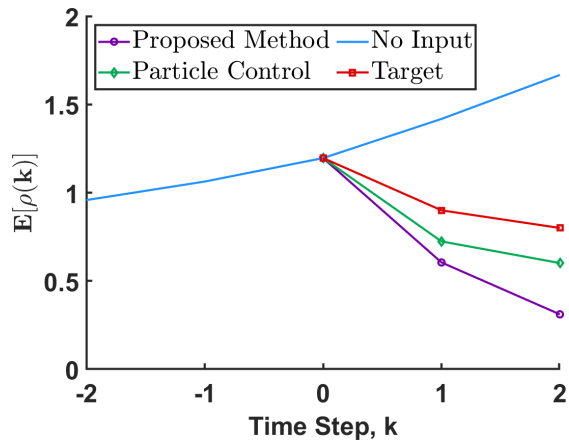


Fig. 4. Comparison of expectation of bristled knotweed population over time with auto-regressive model between proposed method (purple circles) and particle control (green diamonds). The expectation for the population without input has been added for reference.

TABLE I
METRIC COMPARISON BETWEEN PROPOSED METHOD AND PARTICLE CONTROL METHODOLOGIES. MONTE CARLO SATISFACTION WAS CALCULATED FROM 10^4 SAMPLE STATE MATRICES.

	Proposed Method	Particle Control
Computation Time (sec)	3.2209	201.2621
Iterations	9	N/a
Control Cost (hr ²)	79,741.8740	53,589.7226
MC Satisfaction Percentage	0.9723	0.8476

input between successive iterations less than 10^{-4} . We set the maximum number of iterations to 50.

We compare our method with an approach analogous to particle control [28] where we sample the state matrices randomly and require the percentage of trajectories satisfying the constraint to be $1 - \alpha$. The controller was optimized with 250 randomly sampled sets of matrices.

The resulting population expectation differ drastically between the two methods as shown in Figure 4 and Table I. We can see that the proposed method added additional conservatism to our controller. We can speculate that this has been exacerbated by the asymmetrical density associated with the constraints. However, only the proposed method successfully met the required safety threshold of 0.85. Had we sampled more matrices, particle control would have better constraint satisfaction but increased the already slow time to solve. With our method being nearly two orders of magnitude faster and guaranteed satisfaction of the constraints, our method had shown itself to be preferable when satisfying probabilistic requirement is paramount.

V. CONCLUSION

We proposed a framework for solving stochastic optimal control problems for systems with random plant parameters subject to polytopic target set chance constraints. Our approach relies on the one-sided Vysochanskij–Petunin inequality to reformulate the joint chance constraints into a series of individual chance constraints. We have shown that

these new constraints typically result in a biconvex optimization problem and outlined the alternate convex search approach to solve them. We demonstrated our method for an auto-regressive population model and compared our results with particle control. We showed that our method performed two orders of magnitude faster and met the required probabilistic threshold.

REFERENCES

- [1] P. Chen, P. Siano, B. Bak-Jensen, and Z. Chen, “Stochastic optimization of wind turbine power factor using stochastic model of wind power,” *IEEE Transactions on Sustainable Energy*, vol. 1, no. 1, pp. 19–29, 2010.
- [2] M. Aoki, “Control of linear discrete-time stochastic dynamic systems with multiplicative disturbances,” *IEEE Transactions on Automatic Control*, vol. 20, no. 3, pp. 388–392, 1975.
- [3] M. Aoki, “Stochastic control in economic theory and economic systems,” *IEEE Transactions on Automatic Control*, vol. 21, no. 2, pp. 213–220, 1976.
- [4] J. T. Tou, “Chapter 6 optimum control for random-parameter processes,” in *Optimum Design of Digital Control Systems*, vol. 10 of *Mathematics in Science and Engineering*, pp. 81–93, Elsevier, 1963.
- [5] R. E. Bellman, *Dynamic Programming*. Princeton University Press, 1957.
- [6] R. B. Asher, C. S. Sims, and H. R. Sebesta, “Optimal open-loop feedback control for linear systems with unknown parameters,” *Information Sciences*, vol. 11, no. 3, pp. 265–277, 1976.
- [7] Y. Bar-Shalom and R. Sivan, “On the optimal control of discrete-time linear systems with random parameters,” *IEEE Transactions on Automatic Control*, vol. 14, no. 1, pp. 3–8, 1969.
- [8] R. Drenick and L. Shaw, “Optimal control of linear plants with random parameters,” *IEEE Transactions on Automatic Control*, vol. 9, no. 3, pp. 236–244, 1964.
- [9] D. P. Joseph and T. J. Tou, “On linear control theory,” *Transactions of the American Institute of Electrical Engineers, Part II: Applications and Industry*, vol. 80, no. 4, pp. 193–196, 1961.
- [10] T. L. Oberlin, “On the control of systems with unknown parameters,” *IEEE Transactions on Systems, Man, and Cybernetics*, vol. SMC-3, no. 4, pp. 365–370, 1973.
- [11] E. Tse and Y. Bar-Shalom, “An actively adaptive control for linear systems with random parameters via the dual control approach,” *IEEE Transactions on Automatic Control*, vol. 18, no. 2, pp. 109–117, 1973.
- [12] Y. Bar-Shalom and K. Wall, “Effect of uncertainties on the adaptive control of macroeconomic systems,” *IFAC Proceedings Volumes*, vol. 11, no. 1, pp. 1995–2003, 1978. 7th Triennial World Congress of the IFAC on A Link Between Science and Applications of Automatic Control, Helsinki, Finland, 12–16 June.
- [13] M. P. Tucci, “Understanding the difference between robust control and optimal control in a linear discrete-time system with time-varying parameters,” *Computational Economics*, vol. 27, pp. 533–558, Jun 2006.
- [14] W. M. Wonham, “Optimal stationary control of a linear system with state-dependent noise,” *SIAM Journal on Control*, vol. 5, no. 3, pp. 486–500, 1967.
- [15] J. Fleming, B. Kouvaritakis, and M. Cannon, “Robust tube mpc for linear systems with multiplicative uncertainty,” *IEEE Transactions on Automatic Control*, vol. 60, no. 4, pp. 1087–1092, 2015.
- [16] B. Gravell and T. Summers, “Stochastic stability via robustness of linear systems,” in *2021 60th IEEE Conference on Decision and Control (CDC)*, pp. 5918–5923, 2021.
- [17] P. Li, I. Postlethwaite, and M. Turner, “Parameter estimation techniques for helicopter dynamic modelling,” in *2007 American Control Conference*, pp. 2938–2943, 2007.
- [18] B. Liu, Z. Chen, X. Liu, and F. Yang, “A new method based on polytopic linear inclusion for nonlinear filter with non-gaussian noise,” in *2013 25th Chinese Control and Decision Conference (CCDC)*, pp. 1382–1387, 2013.
- [19] K. Kouramas, S. Rakovic, E. Kerrigan, J. Allwright, and D. Mayne, “On the minimal robust positively invariant set for linear difference inclusions,” in *Proceedings of the 44th IEEE Conference on Decision and Control*, pp. 2296–2301, 2005.

- [20] A. Marcos, D. Bates, and I. Postlethwaite, "Control oriented uncertainty modelling using μ sensitivities and skewed μ analysis tools," in *Proceedings of the 44th IEEE Conference on Decision and Control*, pp. 6436–6441, 2005.
- [21] J. Daafouz and J. Bernussou, "Parameter dependent lyapunov functions for discrete time systems with time varying parametric uncertainties," *Systems & Control Letters*, vol. 43, no. 5, pp. 355–359, 2001.
- [22] F. A. Cuzzola, J. C. Geromel, and M. Morari, "An improved approach for constrained robust model predictive control," *Automatica*, vol. 38, no. 7, pp. 1183–1189, 2002.
- [23] G. Casella and R. Berger, *Statistical Inference*. Duxbury advanced series in statistics and decision sciences, Cengage Learning, 2002.
- [24] M. Mercadier and F. Strobil, "A one-sided vysochanskii-petunin inequality with financial applications," *European Journal of Operational Research*, vol. 295, no. 1, pp. 374–377, 2021.
- [25] D. F. Vysochanskij and Y. I. Petunin, "Justification of the 3σ rule for unimodal distributions," in *Theory of Probability and Mathematical Statistics*, vol. 21, pp. 25–36, 1980.
- [26] I. A. Ibragimov, "On the composition of unimodal distributions," *Theory of Probability & Its Applications*, vol. 1, no. 2, pp. 255–260, 1956.
- [27] E. M. J. Bertin, I. Cuculescu, and R. Theodorescu, *Strong unimodality*, pp. 183–200. Dordrecht: Springer Netherlands, 1997.
- [28] M. Ono and B. Williams, "Iterative risk allocation: A new approach to robust model predictive control with a joint chance constraint," in *IEEE Conf. Dec. & Control*, pp. 3427–3432, 2008.
- [29] J. Gorski, F. Pfeuffer, and K. Klamroth, "Biconvex sets and optimization with biconvex functions: a survey and extensions," *Mathematical Methods of Operations Research*, vol. 66, pp. 373–407, Dec 2007.
- [30] J. de Leeuw, "Block-relaxation algorithms in statistics," in *Information Systems and Data Analysis* (H.-H. Bock, W. Lenski, and M. M. Richter, eds.), (Berlin, Heidelberg), pp. 308–324, Springer Berlin Heidelberg, 1994.
- [31] M. Grant and S. Boyd, "CVX: Matlab software for disciplined convex programming, version 2.1." <http://cvxr.com/cvx>, Mar. 2014.
- [32] M. ApS, *The MOSEK optimization toolbox for MATLAB manual. Version 9.0.*, 2019.
- [33] B. C. Ummels, M. Gibescu, E. Pelgrum, W. L. Kling, and A. J. Brand, "Impacts of wind power on thermal generation unit commitment and dispatch," *IEEE Transactions on Energy Conversion*, vol. 22, no. 1, pp. 44–51, 2007.
- [34] T. Summers, J. Warrington, M. Morari, and J. Lygeros, "Stochastic optimal power flow based on convex approximations of chance constraints," in *2014 Power Systems Computation Conference*, pp. 1–7, 2014.
- [35] M. C. Campi, S. Garatti, and M. Prandini, "The scenario approach for systems and control design," *IFAC Proceedings Volumes*, vol. 41, no. 2, pp. 381–389, 2008. 17th IFAC World Congress.
- [36] P. D. of Conservation and N. Resources, "Invasive plants in pennsylvania: Bristled knotweed." <https://elibrary.dcnr.pa.gov/GetDocument?docId=1738755&DocName=bristled+knotweed.pdf>. (Accessed: 2022-06-30).