
PRINCIPLED PRUNING OF BAYESIAN NEURAL NETWORKS THROUGH VARIATIONAL FREE ENERGY MINIMIZATION

A PREPRINT

Jim Beckers¹ Bart van Erp^{*,1} Ziyue Zhao² Kirill Kondrashov² Bert de Vries^{1,2}

¹Department of Electrical Engineering, Eindhoven University of Technology, Eindhoven, The Netherlands

²GN Hearing, Eindhoven, The Netherlands *

October 18, 2022

ABSTRACT

Bayesian model reduction provides an efficient approach for comparing the performance of all nested sub-models of a model, without re-evaluating any of these sub-models. Until now, Bayesian model reduction has been applied mainly in the computational neuroscience community. In this paper, we formulate and apply Bayesian model reduction to perform principled pruning of Bayesian neural networks, based on variational free energy minimization. This novel parameter pruning scheme solves the shortcomings of many current state-of-the-art pruning methods that are used by the signal processing community. The proposed approach has a clear stopping criterion and minimizes the same objective that is used during training. Next to these theoretical benefits, our experiments indicate better model performance in comparison to state-of-the-art pruning schemes.

Keywords Bayesian Model Reduction · Bayesian Neural Networks · Parameter Pruning · Variational Free Energy

1 Introduction

Current state-of-the-art neural networks excel in a variety of tasks, ranging from image generation [1] to protein structure prediction [2]. Yet, the growing complexity of these tasks often ties in with an increased neural network model size. Large-sized networks are often not applicable in storage and power-constrained devices. A possible solution to this problem is to compress the network in order to utilize less power and storage resources [3–5]. One facet of network compression, parameter pruning, removes parameters from the network in order to lower computational and storage demands, whilst aiming to retain good-enough performance. Unfortunately, these pruning methods for neural networks are often based on heuristic criteria with tunable thresholds, thus turning parameter pruning into a lengthy (and costly) trial-and-error procedure.

Bayesian neural networks (BNNs) are the Bayesian equivalent of neural networks, in which the beliefs about the parameter values of the network are represented by probability distributions. BNNs enjoy a proper model performance criterion: the variational free energy (VFE). VFE provides a yardstick to compare different models regarding their performance on "accuracy minus complexity". In other words, optimizing VFE leads to models that maximize data fit (accuracy) and simultaneously minimize model complexity (Occam's razor is built-in). These objectives align with good modeling practices. Consequently, BNNs provide several advantages over regular neural networks such as allowing for incorporating prior knowledge, robustness to overfitting and straightforward online or continual learning [6]. Most importantly, they allow for more principled compression methods as they retain beliefs about their parameter values. As of today, pruning in BNNs has seen little attention when compared to pruning in regular neural networks [7,8], likely because performing inference in BNNs is still an active area of research [9,10]. Therefore, current state-of-the-art parameter pruning methods in BNNs lack some vital characteristics. Firstly, the proposed pruning objectives do not coincide with the objectives used during the training of the BNN [11–13]. Additionally, current pruning strategies do not provide a clear optimal pruning rate as they are based on heuristic criteria with tunable thresholds, similar to regular neural networks.

*Correspondence: b.v.erp@tue.nl

Originating from the computational neuroscience literature, *Bayesian model reduction* (BMR) [14, 15] provides an approximate method for comparing VFE among all nested sub-models of a model, without re-evaluating any of the sub-models. In short, we only train a large model and BMR provides a cheap and principled method to select pruned sub-models with better VFE than the large model. BMR enjoys biological plausibility as described in various papers in the neuroscience literature [14, 15], and if properly developed for BNNs, it would also provide a strong method for fast and principled pruning of trained BNNs to smaller and better performing BNNs.

This paper extends Bayesian model reduction to parameter pruning in BNNs that tackles the above problems with current pruning approaches. Specifically, we use BMR to evaluate the performance of pruned BNNs by shrinking the prior distributions over their parameters. Furthermore, we describe a principled pruning procedure for BNNs that achieves the lowest VFE in comparison to conventional pruning heuristics. Before introducing our principle pruning scheme in Section 4, we first specify the model of the BNN in Section 2 and touch upon the inference procedure in Section 3. We postpone an overview of the related work to Section 6 since we believe that the reader will appreciate the comparison to existing literature more after the introduction of our proposed pruning algorithm. We verify and validate our contributions in Section 5. Section 7 discusses our approach and provides opportunities for future research. Section 8 concludes the paper.

2 Model specification

Before the presentation of our novel parameter pruning scheme in Section 4, we will first formally specify the probabilistic model of our Bayesian neural network in this section. Then in Section 3, the probabilistic inference procedure used to perform computations in this model is elaborated upon.

Consider the likelihood function of the Bayesian neural network

$$p(Y | \boldsymbol{\theta}, \boldsymbol{\gamma}) = \prod_{n=1}^N \mathcal{N}(\mathbf{y}_n | f_{\boldsymbol{\theta}}(\mathbf{x}_n), \Lambda^{-1}), \quad (1)$$

where $\mathcal{N}(\cdot | \mu, \Sigma)$ depicts a normal distribution with mean μ and covariance Σ . $X = \{\mathbf{x}_1, \mathbf{x}_2, \dots, \mathbf{x}_N\}$ and $Y = \{\mathbf{y}_1, \mathbf{y}_2, \dots, \mathbf{y}_N\}$ denote the sets of possibly multivariate inputs $\mathbf{x}_n \in \mathbb{R}^D$ and outputs $\mathbf{y}_n \in \mathbb{R}^M$ of the Bayesian neural network, respectively. Here, D and M refer to the dimensionality of the input and output samples, and N represents the number of data samples. The precision matrix Λ represents a diagonal matrix with positive elements $\boldsymbol{\gamma} = [\gamma_1, \gamma_2, \dots, \gamma_M]^T \in \mathbb{R}_{>0}^M$. The most important term $f_{\boldsymbol{\theta}}(\cdot)$ represents the underlying neural network¹ parameterized by model parameters $\boldsymbol{\theta}$. Although (1) solely refers to regression models, extensions to models suitable for classification are straightforward and do not change the specification of the pruning algorithm of Section 4.

In order to complete the specification of the Bayesian neural network, we will define prior distributions over $\boldsymbol{\theta}$ and $\boldsymbol{\gamma}$. We assume the factorized prior over the model parameters

$$p(\boldsymbol{\theta}) = \prod_{l=1}^L \prod_{\boldsymbol{\theta} \in \boldsymbol{\theta}^{(l)}} \mathcal{N}(\boldsymbol{\theta} | \mu_{\boldsymbol{\theta}}, \sigma_{\boldsymbol{\theta}}^2), \quad (2)$$

which factorizes over the L layers in the model and over the set of parameters within each layer $\boldsymbol{\theta}^{(l)}$. Additionally, we set the prior distribution

$$p(\boldsymbol{\gamma}) = \prod_{m=1}^M \Gamma(\gamma_m | \alpha_m, \beta_m), \quad (3)$$

where $\Gamma(\cdot | \alpha, \beta)$ represents a gamma distribution with shape and rate parameters α and β , respectively.

3 Probabilistic inference

Probabilistic inference concerns the computation of posterior and predictive distributions in the Bayesian neural network specified by (1)-(3). The exact posterior distribution $p(\boldsymbol{\theta}, \boldsymbol{\gamma} | Y)$ can be computed using Bayes' rule as

$$p(\boldsymbol{\theta}, \boldsymbol{\gamma} | Y) = \frac{p(Y | \boldsymbol{\theta}, \boldsymbol{\gamma}) p(\boldsymbol{\theta}) p(\boldsymbol{\gamma})}{p(Y)}. \quad (4)$$

¹The exact specification of $f_{\boldsymbol{\theta}}(\cdot)$ will be presented in Section 5 as the architecture differs between experiments.

However, the computation of this posterior distribution is intractable for most choices of $f_{\theta}(\cdot)$. A solution to this problem is obtained by approximating the exact posterior distribution $p(\boldsymbol{\theta}, \boldsymbol{\gamma} | Y)$ with a variational posterior $q(\boldsymbol{\theta}, \boldsymbol{\gamma}) \in \mathcal{Q}$, which is constrained to a simplified family of distributions \mathcal{Q} . We find the optimal solution for $q(\boldsymbol{\theta}, \boldsymbol{\gamma})$ by minimizing the variational free energy (VFE), given by

$$F[p, q] = \int q(\boldsymbol{\theta}, \boldsymbol{\gamma}) \ln \frac{q(\boldsymbol{\theta}, \boldsymbol{\gamma})}{p(Y | \boldsymbol{\theta}, \boldsymbol{\gamma}) p(\boldsymbol{\theta}) p(\boldsymbol{\gamma})} d\boldsymbol{\theta} d\boldsymbol{\gamma}. \quad (5)$$

Note that the VFE can be decomposed into

$$F[p, q] = \underbrace{\text{KL}[q(\boldsymbol{\theta}, \boldsymbol{\gamma}) \| p(\boldsymbol{\theta}, \boldsymbol{\gamma} | Y)]}_{\text{posterior divergence}} - \underbrace{\ln p(Y)}_{\text{log-evidence}}, \quad (6)$$

which, since the KL divergence is always non-negative, illustrates that the VFE forms an upper bound on the negative log-evidence. Therefore the VFE is equivalent to the well-known negative evidence lower bound (ELBO) criterion in the machine learning community. Minimization of the VFE minimizes the Kullback-Leibler divergence (KL) between the variational posterior $q(\boldsymbol{\theta}, \boldsymbol{\gamma})$ and the exact posterior distribution $p(\boldsymbol{\theta}, \boldsymbol{\gamma} | Y)$. Additionally, minimization of VFE also reduces the gap between the VFE and the negative log-evidence, which is determined by the observations and the model specification.

Despite the insightful decomposition of (6), the exact posterior $p(\boldsymbol{\theta}, \boldsymbol{\gamma} | Y)$ is unknown and as a result the direct optimization of (6) is not possible. Therefore we proceed to derive a minimization procedure through the decomposition

$$F[p, q] = \underbrace{\text{KL}[q(\boldsymbol{\theta}, \boldsymbol{\gamma}) \| p(\boldsymbol{\theta})p(\boldsymbol{\gamma})]}_{\text{complexity}} - \underbrace{\mathbb{E}_{q(\boldsymbol{\theta})q(\boldsymbol{\gamma})}[\ln p(Y | \boldsymbol{\theta}, \boldsymbol{\gamma})]}_{\text{accuracy}}. \quad (7)$$

Furthermore we assume that the variational posterior has a mean-field factorization $q(\boldsymbol{\theta}, \boldsymbol{\gamma}) = q(\boldsymbol{\theta})q(\boldsymbol{\gamma})$, where the individual factors are further factorized as

$$q(\boldsymbol{\theta}) = \prod_{l=1}^L \prod_{\theta \in \boldsymbol{\theta}^{(l)}} \mathcal{N}(\theta | \hat{\mu}_{\theta}, \hat{\sigma}_{\theta}^2), \quad (8a)$$

$$q(\boldsymbol{\gamma}) = \prod_{m=1}^M \Gamma(\gamma_m | \hat{\alpha}_m, \hat{\beta}_m). \quad (8b)$$

Here the $\hat{\cdot}$ accent distinguishes the parameters of the variational posterior distributions from the parameters of the prior distributions. Under these simplifying assumptions the KL-divergence between the variational posterior and prior distribution has an analytical closed-form solution for the chosen family of distributions. The accuracy term can be approximated in different ways, as stipulated by variance backpropagation [10], where the first and second central moments are propagated through the neural network, and Bayes-by-backprop [12], which employs sampling for computing the output. Using these approximations, the VFE can be optimized over the parameters of the variational posterior distributions using (stochastic) gradient descent. This optimization procedure is also known as stochastic variational inference [16, 17].

4 Parameter pruning

Now that we have specified the probabilistic model of the Bayesian neural network in Section 2 and have elaborated upon the training procedure in Section 3, we can introduce our novel parameter pruning scheme. This parameter pruning scheme shares its objective with the training stage and has a clear stopping criterion, solving the issues with conventional pruning approaches as highlighted in Section 1.

Our pruning scheme is based on Bayesian model reduction (BMR) [14, 15]. After training the full model, BMR supports efficient recomputation of posterior distributions and model evidence upon changes to the model prior. Consider the simplified likelihood function $p(Y | \boldsymbol{\theta})$, where $\boldsymbol{\gamma}$ has been neglected from (1) to ease notation. Based on the prior distribution $p(\boldsymbol{\theta})$, we can compute the posterior $p(\boldsymbol{\theta} | Y)$ and model evidence $p(Y)$ using Bayes' rule. Let us now introduce a new or reduced prior $\tilde{p}(\boldsymbol{\theta})$, where the $\tilde{\cdot}$ accent refers to the new situation. This prior shares the same likelihood function as before, meaning that $p(Y | \boldsymbol{\theta}) = \tilde{p}(Y | \boldsymbol{\theta})$ holds. Instead of computing the new posterior $\tilde{p}(\boldsymbol{\theta} | Y)$ and new evidence $\tilde{p}(Y)$ from scratch again, which is often a costly operation, BMR uses the original posterior and evidence in

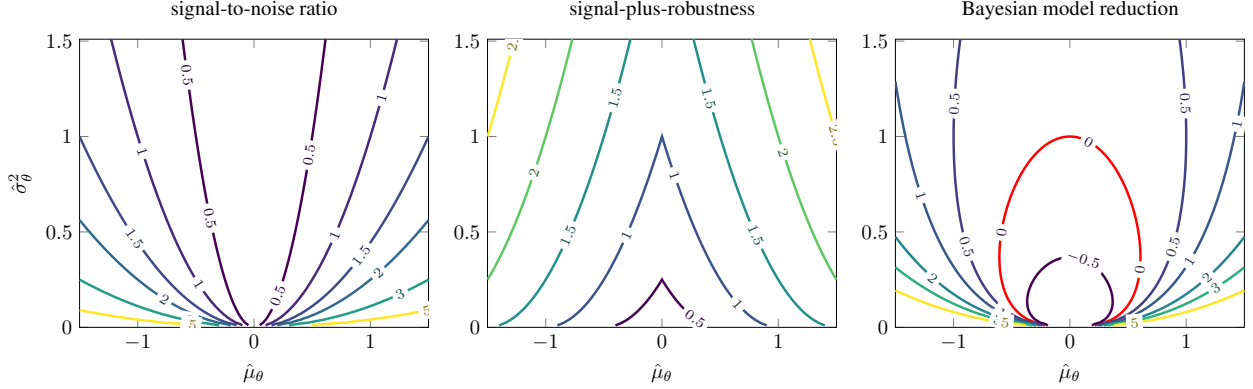


Figure 1: An overview of the pruning objectives signal-to-noise ratio, signal-plus-robustness and Bayesian model reduction. The prior distribution was set to $p(\theta) = \mathcal{N}(\theta | 0, 1)$ and the new prior to $\tilde{p}(\theta) = \mathcal{N}(\theta | 0, \varepsilon)$, with $\varepsilon = 10^{-16}$. The pruning objectives have been computed with respect to the variational posterior distribution $q(\theta) = \mathcal{N}(\theta | \hat{\mu}_\theta, \hat{\sigma}_\theta^2)$. All three objectives prune from low to high values. Only Bayesian model reduction has a clear stopping criterion, located at zero, as indicated by the red contour in the right plot. The interior of this contour is subject to pruning.

order to compute the new posterior and evidence in a simplified manner. The shared likelihood function allows us to compute the new posterior and log-evidence as [14, 15]

$$\tilde{p}(\boldsymbol{\theta} | Y) = p(\boldsymbol{\theta} | Y) \frac{\tilde{p}(\boldsymbol{\theta}) p(Y)}{p(\boldsymbol{\theta}) \tilde{p}(Y)}, \quad (9a)$$

$$\ln \tilde{p}(Y) = \ln p(Y) + \ln \int p(\boldsymbol{\theta} | Y) \frac{\tilde{p}(\boldsymbol{\theta})}{p(\boldsymbol{\theta})} d\boldsymbol{\theta}. \quad (9b)$$

Detailed derivations of these expressions are made available in Appendix A.

In Bayesian neural networks we generally do not have access to the intractable $p(\boldsymbol{\theta} | Y)$ and $p(Y)$ as explained in Section 3. Therefore we will need to approximate the BMR procedure by interchanging the exact posterior $p(\boldsymbol{\theta} | Y)$ with the variational posterior $q(\boldsymbol{\theta})$ and the negative log-evidence $-\ln p(Y)$ with the variational free energy $F[p, q]$ based on the bound in (7). Using this approximation, we obtain expressions for the new variational posterior $\tilde{q}(\boldsymbol{\theta})$ and for the change in variational free energy ΔF as

$$\tilde{q}(\boldsymbol{\theta}) \approx q(\boldsymbol{\theta}) \frac{\tilde{p}(\boldsymbol{\theta})}{p(\boldsymbol{\theta})} \exp\{\Delta F\}, \quad (10a)$$

$$\Delta F = F[p, q] - F[\tilde{p}, \tilde{q}] \approx -\ln \int q(\boldsymbol{\theta}) \frac{\tilde{p}(\boldsymbol{\theta})}{p(\boldsymbol{\theta})} d\boldsymbol{\theta}. \quad (10b)$$

Parameter pruning is performed by evaluating (10b) for each parameter, where all parameters with $\Delta F_\theta \leq 0$ are pruned. Despite the seeming complexity of (10), the expressions submit to simple analytical solutions when the prior and variational posterior distributions are assumed to be in the same family of distributions as presented in [15, Table 1]. For our choice of normal prior and variational posterior distributions, we perform pruning by setting the individual prior distributions to $\tilde{p}(\theta) = \mathcal{N}(\theta | 0, \varepsilon)$, where $\theta \in \boldsymbol{\theta}$ and where ε represents a sufficiently small number close to zero. Basically, the new prior is set to cover a small region around zero, preventing the corresponding variational posterior to differ significantly upon new observations. For each of the parameters $\theta \in \boldsymbol{\theta}$ the difference in variational free energy ΔF_θ is evaluated. Pruning starts from the lowest values of ΔF_θ and stops when ΔF_θ surpasses zero because then an improvement in variational free energy is no longer possible. Figure 1 shows an intuitive comparison between BMR in (10) and current state-of-the-art pruning methods for common choices of prior distributions. Specifically, we compare against the signal-to-noise ratio [11, 12] and signal-plus-robustness metric [13, Ch. 4]. More information about these ranking functions is presented in Section 6.

The approximation in (10), resulting from the unavailability of the exact posterior distribution, leads to estimation errors for the variational free energy difference. For Bayesian neural networks, the accumulating effects of this approximation lead to a divergence between the approximated and actual difference in variational free energy. Simultaneously, because the probabilistic model is changed during pruning, the obtained variational posterior $q(\boldsymbol{\theta})$ no longer is

Algorithm 1 Iterative training and pruning of a Bayesian neural network by VFE minimization.

```

1: inputs
   Bayesian neural network model with parameter prior  $p(\theta)$ 
2: while Parameters were pruned in previous iteration do
3:   Train (pruned) Bayesian neural network
4:   for  $\theta \in \theta$  do                                     ▷ Loop over active parameters
5:      $\tilde{p}_\theta(\theta) \leftarrow p(\theta \setminus \theta) \tilde{p}(\theta)$            ▷ Specify new prior
6:     Compute  $\Delta F_\theta$  for  $\tilde{p}_\theta(\theta)$  using (10b)
7:     if  $\Delta F_\theta \leq 0$  then
8:        $\theta \leftarrow \theta \setminus \theta$                                ▷ Prune parameter
9:     end if
10:  end for
11: end while

```

guaranteed to be located in a stationary point of the variational free energy, which was obtained after training. In order to cope with these problems, we propose an update to BMR by using an iterative process where we do not use BMR solely as a post-hoc method but incorporate it into the training stage of BNNs, similarly as in [11, 18]. We summarize this iterative procedure in Algorithm 1.

5 Experiments

This section will present experimental results for the verification of our new pruning algorithm (Subsection 5.2), on the robustness and performance of our approach using different inference algorithms (Subsection 5.3) and on the comparison to state-of-the-art methods, such as SNR and SPR (Subsection 5.4).

5.1 Experimental setup

All experiments were performed in Python (v.3.9) using TensorFlow (v.2.9)². The network $f_\theta(\cdot)$ in (1) is represented either by fully connected networks (FCNs) or by recurrent neural networks (RNNs). We followed the setup of [19], which uses a subset of the publicly available UCI data sets [20] and an FCN with a single hidden layer of 50 units. For the RNN experiments, we used a synthetic dataset consisting of time-periodic signals and a neural network with a single GRU layer of 16 units. We used a sequence length of 8 to predict the next single sample. Both models were trained by minimizing (7) with Adam [21] using variance backpropagation [10] and Bayes-by-backprop [12] with both global and local parameterizations [22, 23]. For computing the accuracy term in (7) with Bayes-by-backprop, we use a single sample during training and 10 samples during the performance evaluation.

5.2 Divergence assessment

The approximation in and recursive usage of (10) leads to a divergence between the approximated and actual variational free energy for different pruning rates. To illustrate this divergence, we perform parameter pruning with increments of 1% and compute the corresponding estimated and exact variational free energy. Figure 2 shows the discrepancy between the estimated and actual variational free energy for different pruning rates on the `boston` dataset for the different inference algorithms. This discrepancy can be observed for all datasets. As a result of this discrepancy, a single round of pruning until the optimal stopping criterion has been reached, might not yield the minimum of the variational free energy. This establishes the need of the iterative Algorithm 1.

5.3 Robustness and performance

Table 1 shows the performance of our proposed pruning algorithm for different inference algorithms and data sets. We perform the pruning for a single iteration of the BMR algorithm, until the stopping criterion has been reached, and also following Algorithm 1. For all data sets, we achieve a lower VFE with respect to the full model already for a single iteration of the BMR algorithm. Our proposed iterative procedure performs better in all cases, achieving both

²All experiments are publicly available at <https://github.com/biaslab/PrincipledPruningBNN>.

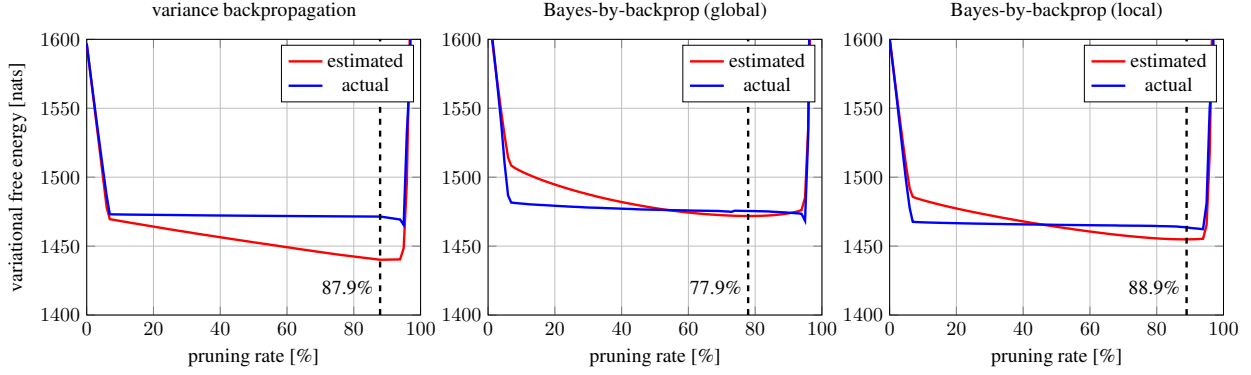


Figure 2: Estimated and actual variational free energy for different pruning rates for the `boston` dataset. The different plots illustrate the different inference algorithms: variance backpropagation [10] and Bayes-by-backprop [12] with global [22] and local [23] reparameterization. The dashed line denotes the stopping criterion for a single pruning iteration. In all plots, the estimated and actual optimal pruning rates differ, establishing the need of Algorithm 1.

Table 1: Performance overview of a single iteration of the Bayesian model reduction algorithm and of the iterative Algorithm 1 across different datasets and inference algorithms. Performance is indicated by the obtained variational free energy and pruning rate (within brackets) after pruning. Variational free energy values after regular training are listed as reference.

dataset	variance backpropagation			Bayes-by-backprop (global)			Bayes-by-backprop (local)		
	start	1 iteration	iterative	start	1 iteration	iterative	start	1 iteration	iterative
<code>boston</code>	1.597	1.471 (88%)	1.454 (94%)	1.624	1.475 (78%)	1.456 (93%)	1.601	1.464 (89%)	1.451 (94%)
<code>concrete</code>	3.707	3.626 (92%)	3.558 (93%)	3.716	3.623 (79%)	3.540 (92%)	3.716	3.673 (84%)	3.555 (92%)
<code>energy</code>	4.581	4.217 (75%)	4.026 (83%)	4.208	3.827 (75%)	3.392 (85%)	4.255	3.870 (75%)	3.414 (84%)
<code>kin8nm</code>	-5.906	-6.303 (71%)	-6.377 (80%)	-5.286	-5.681 (75%)	-5.894 (85%)	-5.419	-5.822 (74%)	-5.988 (84%)
<code>naval</code>	-141.498	-142.082 (47%)	-142.870 (98%)	-139.557	-141.783 (81%)	-142.902 (99%)	-140.424	-142.042 (60%)	-142.875 (99%)
<code>powerplant</code>	29.267	29.164 (17%)	28.517 (53%)	28.895	28.771 (28%)	28.190 (68%)	29.251	29.186 (10%)	28.262 (74%)
<code>wine</code>	1.902	1.679 (90%)	1.633 (98%)	2.171	1.695 (88%)	1.578 (98%)	1.995	1.648 (89%)	1.581 (98%)
<code>yacht</code>	882	656 (78%)	572 (89%)	829	632 (80%)	625 (93%)	832	632 (77%)	547 (89%)
<code>sine</code>	-1.081	39.579 (89%)	-1.221 (93%)	-943	-1.125 (65%)	-1.194 (89%)	-1.053	-1.191 (76%)	-1.225 (89%)
<code>sawtooth</code>	-1.042	-241 (73%)	-1.169 (79%)	-928	-1.135 (74%)	-1.201 (82%)	-1.024	-1.144 (84%)	-1.218 (88%)
<code>square</code>	-1.109	-1.211 (89%)	-1.225 (97%)	-947	-1.090 (68%)	-1.185 (91%)	-1.019	-1.188 (82%)	-1.216 (88%)

lower VFE values as well as higher pruning rates. These results are consistent over the different data sets and different inference algorithms, underlining the robustness of the proposed approach.

5.4 Comparison to state-of-the-art

Comparison of our proposed algorithm against state-of-the-art methods, such as SNR and SPR, is not straightforward, because of their tunable pruning thresholds. Our method has a clear stopping criterion, whereas SNR- and SPR-based pruning relies on a trial-and-error procedure for finding the optimal pruning rate. As a result, for practical applications, our method has the preference as it does not require any parameter sweeping analysis. Furthermore, extending SNR- and SPR-based pruning with retraining is ill-founded as their pruning and training objectives differ from each other. Nonetheless, we perform a comparison of the pruning algorithms by evaluating the variational free energy for different pruning rates. For fairness, all algorithms do not include any retraining of the network. Figure 3 shows the capability of reducing the variational free energy for all pruning algorithms on the `boston` dataset. Across all of our experiments, the minimum VFE value for SNR is always greater or equal to the minimum value for BMR, indicating the better performance of BMR in minimizing the VFE through pruning.

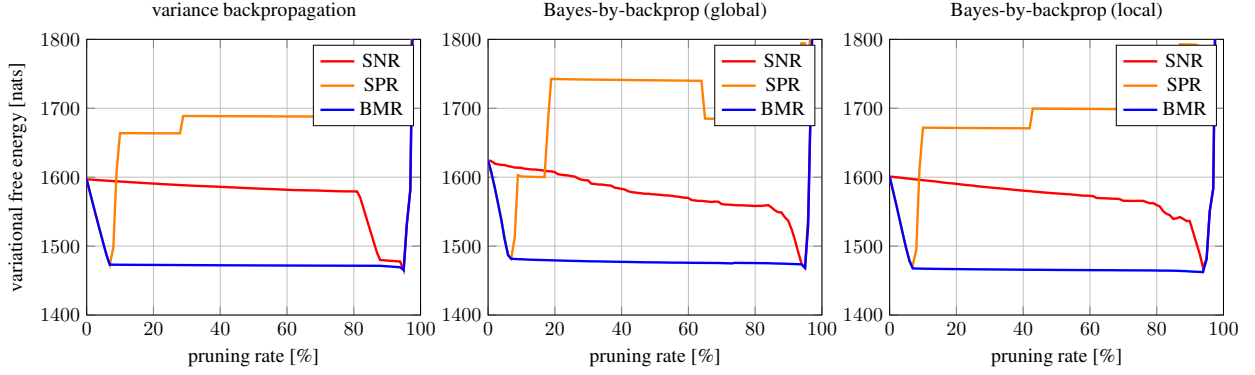


Figure 3: Comparison of the signal-to-noise ratio, signal-plus-robustness and Bayesian model reduction pruning metrics on the boston dataset. The different plots illustrate the different inference algorithms: variance backpropagation [10] and Bayes-by-backprop [12] with global [22] and local [23] reparameterization.

6 Related Work

In this section, we discuss related work corresponding to pruning in (Bayesian) neural networks and compare these methods to our approach. However, before doing so, we provide motivation for our commitment to variational inference in Section 3.

6.1 Probabilistic inference

The intractability of probabilistic inference in Bayesian neural networks has produced two main groups of approximation methods: 1) Markov chain Monte Carlo (MCMC) sampling [24–26], which uses randomized sampling to approximate posterior distributions, and 2) variational inference, which minimizes a bound on Bayesian evidence to approximate the posterior distribution. In comparison to variational inference, MCMC methods scale poorly to large models with thousands or millions of parameters. Therefore, in this paper, we focused on variational inference methods for BNN training.

Variational inference for BNNs is well-represented in the literature [9, 10, 12, 19, 27, 28] with extensions to classification tasks [29] and non-normal prior or variational posterior distributions [7, 12, 30]. Throughout the experiments of Section 5 we validate our pruning approach for two of the most common variational inference algorithms: Bayes-by-backprop [12] and variance backpropagation [10]. Bayes-by-backprop [12] approximates the accuracy term in (7) by sampling the output with different possible parameterizations [22, 23]. The variance backpropagation algorithm [10] propagates moments through the network allowing for a closed-form approximation of the accuracy term in the variational free energy.

6.2 Model compression

Recently, multiple survey papers have been published with an overview of the state-of-the-art compression methods for regular (non-Bayesian) neural networks [3–5]. Based on these three papers, we can group the techniques into three main categories: network reduction, network modification and knowledge distillation. This paper has focused specifically on the first category.

The general aim of network reduction is to reduce the storage size or computational load of the network without changing its structure. Within network reduction we can again distinguish between three subcategories: network pruning, quantization and low-rank decomposition. The key idea of network pruning is to remove unimportant parts of the network such as parameters, nodes, layers and channels. Components are removed based on certain heuristics and afterward the model is often retrained to regain accuracy. The first and most common heuristic for pruning BNNs is the signal-to-noise ratio (SNR) [11, 12], defined as

$$\text{SNR}(\theta) = \frac{|E_{q(\theta)}[\theta]|}{\sqrt{\text{Var}_{q(\theta)}[\theta]}}, \quad (11)$$

with θ being a parameter of the model. The central moments are computed with respect to the corresponding (often approximate) posterior distribution $q(\theta)$. SNR is then used as a ranking function where parameters with low values of SNR are pruned first. The second commonly used heuristic is signal-plus-robustness (SPR) from [13, Ch. 4], defined as

$$\text{SPR}(\theta) = |\mathbb{E}_{q(\theta)}[\theta]| + \sqrt{\text{Var}_{q(\theta)}[\theta]}, \quad (12)$$

which is used similarly as a ranking function, where parameters with low SPR values are pruned first. In [13, Ch. 4] it is argued that model parameters with large means and large variances should be kept, instead of parameters with large signal-to-noise ratios. A downside of both approaches is that they do not have a clear stopping criterion, meaning that the user has to specify what values of SNR or SPR are still acceptable. Choosing this pruning rate is often a time-consuming procedure that limits the automatability of the pruning method.

Aside from these parameter pruning techniques for BNNs, there are alternative Bayesian compression methods. In [31], variational dropout was adopted to sparsify BNNs during training. Earlier work of [23] was extended to allow for learning dropout rates for individual weights. Another method is from [7], which uses hierarchical priors to prune nodes instead of weights in the network. By selecting these specific priors, the posterior can be enforced to be sparse. There are, however, comments on the use of improper priors and the singular approximating distributions of the posteriors, questioning the true Bayesian nature of these methods [32]. Additionally, the posterior uncertainty of the weights has been used to determine the optimal fixed-point precision to quantize them. An example is a novel method of Bayesian automatic model compression (BAMC) [33], which uses Dirichlet process mixtures to infer the optimal layer-wise quantization bit-width.

7 Discussion and future work

The proposed pruning algorithm for Bayesian neural networks has been shown to be effective in pruning a significant number of parameters. Although this has led to the compression of the model, the currently unstructured pruning of model parameters might result in sparse structures that limit the gained computational efficiency. For example, sparse matrices are often saved in a special data format that could limit the improved efficiency after pruning. Instead, it would be more efficient to prune entire columns in these matrices at once or to prune entire kernels in convolutional layers. Following up on this comment, investigation of structured prior and variational posterior distributions could lead to significant performance improvements. Instead of assuming a full factorization between parameters, the covariance between parameters can be retained using multivariate distributions. These structured pruning approaches are straightforward extensions of the proposed algorithm, where the variational free energy difference is evaluated for the pruning of larger structured sets of parameters. Yet we deem this extension an important direction for future research.

In the current experiments, we chose normal prior and variational posterior distributions, because these are regarded as the default distributions in the literature. However, simultaneously there is significant effort being invested in selecting performance-improving prior distributions [13, 34, 35]. An interesting direction of future research would be to also consider different prior and variational posterior distributions, such as Laplace distributions, which are known to have a sparsifying behavior themselves.

Finally, it is important to note that the current paper solely focuses on pruning the Bayesian neural network model in an iterative fashion. Investigating how Bayesian model reduction can be efficiently used to also grow models would lead to a breakthrough in current Bayesian neural network design. Models will then prune and grow themselves, depending on the complexity of the task. We envision this model extension procedure by for example starting out with prior distributions which represent effectively pruned parameters and then using Bayesian model reduction to evaluate the gained performance, in terms of variational free energy, compared to the case where they had not been pruned. The true power of this approach is obtained by adhering to the Bayesian approach and focusing on continual in-the-field learning. Intertwining our pruning (and possible extension) procedure with this continual learning approach could lead to models that build themselves, limiting the need for costly trial-and-error model refinement tasks.

8 Conclusion

This paper has extended the use of Bayesian model reduction to Bayesian neural networks. We have introduced a principled parameter pruning approach for Bayesian neural networks, based on an iterative pruning-training scheme. Importantly, this approach minimizes the same objective as during the training procedure and has an intuitive threshold-free stopping criterion. Because it carries the same optimization objective, retraining the network after pruning is well-grounded and can effectively alleviate discrepancies originating from the variational approximations. Our results show that this algorithm achieves a lower variational free energy during pruning in comparison to state-of-the-art signal-to-noise ratio and signal-plus-robustness pruning.

Acknowledgments

This work was partly financed by GN Hearing A/S. The authors would like to thank the BIASlab team members and colleagues at GN Hearing for various insightful discussions related to this work.

References

- [1] A. Ramesh, P. Dhariwal, A. Nichol, C. Chu, and M. Chen, “Hierarchical text-conditional image generation with CLIP latents,” Apr. 2022. [Online]. Available: <http://arxiv.org/abs/2204.06125>
- [2] J. Jumper, R. Evans, A. Pritzel, T. Green, M. Figurnov, O. Ronneberger, K. Tunyasuvunakool, R. Bates, A. Žídek, A. Potapenko, A. Bridgland, C. Meyer, S. A. A. Kohl, A. J. Ballard, A. Cowie, B. Romera-Paredes, S. Nikolov, R. Jain, J. Adler, T. Back, S. Petersen, D. Reiman, E. Clancy, M. Zielinski, M. Steinegger, M. Pacholska, T. Berghammer, S. Bodenstein, D. Silver, O. Vinyals, A. W. Senior, K. Kavukcuoglu, P. Kohli, and D. Hassabis, “Highly accurate protein structure prediction with AlphaFold,” *Nature*, vol. 596, no. 7873, pp. 583–589, Sep. 2021, number: 7873 Publisher: Nature Publishing Group. [Online]. Available: <https://www.nature.com/articles/s41586-021-03819-2>
- [3] Y. Cheng, D. Wang, P. Zhou, and T. Zhang, “A Survey of Model Compression and Acceleration for Deep Neural Networks,” *arXiv:1710.09282 [cs]*, Jun. 2020. [Online]. Available: <http://arxiv.org/abs/1710.09282>
- [4] R. Mishra, H. P. Gupta, and T. Dutta, “A Survey on Deep Neural Network Compression: Challenges, Overview, and Solutions,” *arXiv:2010.03954 [cs, eess]*, Oct. 2020. [Online]. Available: <http://arxiv.org/abs/2010.03954>
- [5] K. Zhang, H. Ying, H.-N. Dai, L. Li, Y. Peng, K. Guo, and H. Yu, “Compacting Deep Neural Networks for Internet of Things: Methods and Applications,” *IEEE Internet of Things Journal*, vol. 8, no. 15, pp. 11 935–11 959, Aug. 2021.
- [6] L. V. Jospin, W. Buntine, F. Boussaid, H. Laga, and M. Bennamoun, “Hands-on Bayesian Neural Networks – a Tutorial for Deep Learning Users,” *arXiv:2007.06823 [cs, stat]*, Sep. 2021. [Online]. Available: <http://arxiv.org/abs/2007.06823>
- [7] C. Louizos, K. Ullrich, and M. Welling, “Bayesian Compression for Deep Learning,” *arXiv:1705.08665 [cs, stat]*, Nov. 2017. [Online]. Available: <http://arxiv.org/abs/1705.08665>
- [8] N. Chirkova, E. Lobacheva, and D. Vetrov, “Bayesian Compression for Natural Language Processing,” *arXiv:1810.10927 [cs, stat]*, Dec. 2018. [Online]. Available: <http://arxiv.org/abs/1810.10927>
- [9] A. Wu, S. Nowozin, E. Meeds, R. E. Turner, J. M. Hernández-Lobato, and A. L. Gaunt, “Deterministic Variational Inference for Robust Bayesian Neural Networks,” *arXiv:1810.03958 [cs, stat]*, Mar. 2019. [Online]. Available: <http://arxiv.org/abs/1810.03958>
- [10] M. Haussmann, F. A. Hamprecht, and M. Kandemir, “Sampling-Free Variational Inference of Bayesian Neural Networks by Variance Backpropagation,” *arXiv:1805.07654 [cs, stat]*, Jun. 2019. [Online]. Available: <http://arxiv.org/abs/1805.07654>
- [11] A. Graves, “Practical Variational Inference for Neural Networks,” in *Advances in Neural Information Processing Systems*, vol. 24. Curran Associates, Inc., 2011. [Online]. Available: <https://papers.nips.cc/paper/2011/hash/7eb3c8be3d411e8ebfab08eba5f49632-Abstract.html>
- [12] C. Blundell, J. Cornebise, K. Kavukcuoglu, and D. Wierstra, “Weight Uncertainty in Neural Networks,” *arXiv:1505.05424 [cs, stat]*, May 2015. [Online]. Available: <http://arxiv.org/abs/1505.05424>
- [13] E. T. Nalisnick, “On Priors for Bayesian Neural Networks,” Ph.D. dissertation, UC Irvine, 2018. [Online]. Available: <https://escholarship.org/uc/item/1jq6z904>
- [14] K. Friston and W. Penny, “Post hoc Bayesian model selection,” *Neuroimage*, vol. 56, no. 4-2, pp. 2089–2099, Jun. 2011. [Online]. Available: <http://www.ncbi.nlm.nih.gov/pmc/articles/PMC3112494/>
- [15] K. Friston, T. Parr, and P. Zeidman, “Bayesian model reduction,” *arXiv:1805.07092 [stat]*, May 2018. [Online]. Available: <http://arxiv.org/abs/1805.07092>
- [16] M. D. Hoffman, D. M. Blei, C. Wang, and J. Paisley, “Stochastic Variational Inference,” *Journal of Machine Learning Research*, vol. 14, no. 4, pp. 1303–1347, 2013. [Online]. Available: <http://jmlr.org/papers/v14/hoffman13a.html>
- [17] D. M. Blei, A. Kucukelbir, and J. D. McAuliffe, “Variational Inference: A Review for Statisticians,” *Journal of the American Statistical Association*, vol. 112, no. 518, pp. 859–877, Apr. 2017. [Online]. Available: <https://www.tandfonline.com/doi/full/10.1080/01621459.2017.1285773>

- [18] M. Riera, J. M. Arnau, and A. González, “DNN pruning with principal component analysis and connection importance estimation,” *Journal of Systems Architecture*, vol. 122, p. 102336, Jan. 2022. [Online]. Available: <https://www.sciencedirect.com/science/article/pii/S1383762121002307>
- [19] J. M. Hernández-Lobato and R. P. Adams, “Probabilistic Backpropagation for Scalable Learning of Bayesian Neural Networks,” *arXiv:1502.05336 [stat]*, Jul. 2015. [Online]. Available: <http://arxiv.org/abs/1502.05336>
- [20] D. Dua and C. Graff, “UCI machine learning repository,” 2017. [Online]. Available: <http://archive.ics.uci.edu/ml>
- [21] D. P. Kingma and J. Ba, “Adam: A method for stochastic optimization,” *CoRR*, vol. abs/1412.6980, 2015.
- [22] D. P. Kingma and M. Welling, “Auto-Encoding Variational Bayes,” *arXiv:1312.6114 [cs, stat]*, May 2014. [Online]. Available: <http://arxiv.org/abs/1312.6114>
- [23] D. P. Kingma, T. Salimans, and M. Welling, “Variational Dropout and the Local Reparameterization Trick,” in *Advances in Neural Information Processing Systems*, vol. 28. Curran Associates, Inc., 2015. [Online]. Available: <https://proceedings.neurips.cc/paper/2015/hash/bc7316929fe1545bf0b98d114ee3ecb8-Abstract.html>
- [24] S. Chib and E. Greenberg, “Understanding the metropolis-hastings algorithm,” *The American Statistician*, vol. 49, no. 4, pp. 327–335, 1995. [Online]. Available: <http://www.jstor.org/stable/2684568>
- [25] R. M. Neal, *Handbook of Markov Chain Monte Carlo*. Chapman and Hall/CRC, May 2011. [Online]. Available: <http://dx.doi.org/10.1201/b10905>
- [26] M. D. Hoffman and A. Gelman, “The no-u-turn sampler: Adaptively setting path lengths in hamiltonian monte carlo,” 2011.
- [27] D. J. C. MacKay, “A practical Bayesian framework for backpropagation networks,” *Neural Computation*, vol. 4, no. 3, pp. 448–472, May 1992, number: 3 Publisher: MIT Press. [Online]. Available: <https://resolver.caltech.edu/CaltechAUTHORS:MACnc92b>
- [28] D. Soudry, I. Hubara, and R. Meir, “Expectation Backpropagation: Parameter-Free Training of Multilayer Neural Networks with Continuous or Discrete Weights,” in *Advances in Neural Information Processing Systems*, vol. 27. Curran Associates, Inc., 2014. [Online]. Available: <https://proceedings.neurips.cc/paper/2014/hash/076a0c97d09cf1a0ec3e19c7f2529f2b-Abstract.html>
- [29] S. Ghosh, F. M. Delle Fave, and J. Yedidia, “Assumed density filtering methods for learning bayesian neural networks,” in *Thirtieth AAAI Conference on Artificial Intelligence*, 2016.
- [30] S. Sun, C. Chen, and L. Carin, “Learning Structured Weight Uncertainty in Bayesian Neural Networks,” in *Proceedings of the 20th International Conference on Artificial Intelligence and Statistics*. PMLR, Apr. 2017, pp. 1283–1292, iSSN: 2640-3498. [Online]. Available: <https://proceedings.mlr.press/v54/sun17b.html>
- [31] D. Molchanov, A. Ashukha, and D. Vetrov, “Variational Dropout Sparsifies Deep Neural Networks,” *arXiv:1701.05369 [cs, stat]*, Jun. 2017. [Online]. Available: <http://arxiv.org/abs/1701.05369>
- [32] J. Hron, A. G. d. G. Matthews, and Z. Ghahramani, “Variational Bayesian dropout: pitfalls and fixes,” Jul. 2018. [Online]. Available: <http://arxiv.org/abs/1807.01969>
- [33] J. Wang, H. Bai, J. Wu, and J. Cheng, “Bayesian Automatic Model Compression,” *IEEE Journal of Selected Topics in Signal Processing*, vol. 14, no. 4, pp. 727–736, May 2020.
- [34] V. Fortuin, “Priors in Bayesian Deep Learning: A Review,” *arXiv:2105.06868 [cs, stat]*, May 2021. [Online]. Available: <http://arxiv.org/abs/2105.06868>
- [35] V. Fortuin, A. Garriga-Alonso, F. Wenzel, G. Rätsch, R. Turner, M. van der Wilk, and L. Aitchison, “Bayesian Neural Network Priors Revisited,” *arXiv:2102.06571 [cs, stat]*, Oct. 2021. [Online]. Available: <http://arxiv.org/abs/2102.06571>

A Bayesian model reduction derivations

Bayesian model reduction (BMR) [14, 15] allows for the efficient recomputation of the posterior distribution and model evidence upon changes in the original prior distribution. BMR assumes the following two probabilistic models

$$p(Y, \boldsymbol{\theta}) = p(Y | \boldsymbol{\theta}) p(\boldsymbol{\theta}), \quad (13a)$$

$$\tilde{p}(Y, \boldsymbol{\theta}) = p(Y | \boldsymbol{\theta}) \tilde{p}(\boldsymbol{\theta}). \quad (13b)$$

Both models share the same likelihood model $p(Y | \boldsymbol{\theta})$ and differ through their prior distributions $p(\boldsymbol{\theta})$ and $\tilde{p}(\boldsymbol{\theta})$. To distinguish between both situations, we use the $\tilde{\cdot}$ accent to represent the new or reduced [15] situation.

Suppose that we start out with the probabilistic model of (13a) and have computed the corresponding posterior distribution $p(\boldsymbol{\theta} | Y)$ and model evidence $p(Y)$. It might be possible that the initial prior distribution $p(\boldsymbol{\theta})$ is not optimal and that we would like to reevaluate the computed terms for an alternative prior distribution $\tilde{p}(\boldsymbol{\theta})$. However, performing all computations again can be a costly operation. Therefore it would be ideal to leverage the information from the past to efficiently compute the posterior distribution $\tilde{p}(\boldsymbol{\theta} | Y)$ and model evidence $\tilde{p}(Y)$ of the new situation.

Based on the original posterior distribution $p(\boldsymbol{\theta} | Y)$ and model evidence $p(Y)$ we can compute the new posterior distribution $\tilde{p}(\boldsymbol{\theta} | Y)$ and new model evidence $\tilde{p}(Y)$ for the new prior distribution $\tilde{p}(\boldsymbol{\theta})$ as follows. First, we obtain the definitions for the original and new posterior distributions using Bayes' rule as

$$p(\boldsymbol{\theta} | Y) = \frac{p(Y | \boldsymbol{\theta}) p(\boldsymbol{\theta})}{p(Y)}, \quad (14a)$$

$$\tilde{p}(\boldsymbol{\theta} | Y) = \frac{p(Y | \boldsymbol{\theta}) \tilde{p}(\boldsymbol{\theta})}{\tilde{p}(Y)}. \quad (14b)$$

Both terms share the same likelihood model $p(Y | \boldsymbol{\theta})$. Rearranging both (14a) and (14b), and equating over $p(Y | \boldsymbol{\theta})$ gives

$$\frac{p(\boldsymbol{\theta} | Y) p(Y)}{p(\boldsymbol{\theta})} = p(Y | \boldsymbol{\theta}) = \frac{\tilde{p}(\boldsymbol{\theta} | Y) \tilde{p}(Y)}{\tilde{p}(\boldsymbol{\theta})}. \quad (15)$$

Here we can rearrange the expression to give the expression of the new posterior distribution

$$\tilde{p}(\boldsymbol{\theta} | Y) = p(\boldsymbol{\theta} | Y) \frac{\tilde{p}(\boldsymbol{\theta}) p(Y)}{p(\boldsymbol{\theta}) \tilde{p}(Y)}, \quad (16)$$

where only the term $\tilde{p}(Y)$ is unknown. This term can be obtained by integrating both sides over $\boldsymbol{\theta}$ we obtain

$$1 = \frac{p(Y)}{\tilde{p}(Y)} \int p(\boldsymbol{\theta} | Y) \frac{\tilde{p}(\boldsymbol{\theta})}{p(\boldsymbol{\theta})} d\boldsymbol{\theta}, \quad (17)$$

from which we can obtain an expression for the new model evidence $\tilde{p}(Y)$ expressed in all known terms as

$$\tilde{p}(Y) = p(Y) \int p(\boldsymbol{\theta} | Y) \frac{\tilde{p}(\boldsymbol{\theta})}{p(\boldsymbol{\theta})} d\boldsymbol{\theta} \quad (18)$$

and by substituting this result into (16) leads to the new posterior distribution. Expression (18) can be converted to (9b) by taking the logarithm of both sides of the equality.