

A UNITARY TRANSFORM BASED GENERALIZED APPROXIMATE MESSAGE PASSING

Jiang Zhu[‡] Xiangming Meng^{*} Xupeng Lei[‡] Qinghua Guo[†]

[‡] Ocean College, Zhejiang University, Zhoushan, 316021, China

^{*}Institute for Physics of Intelligence, The University of Tokyo, 7-3-1, Hongo, Tokyo 113-0033, Japan

[†]SECTE, University of Wollongong, NSW, 2522, Australia

ABSTRACT

We consider the problem of recovering an unknown signal $\mathbf{x} \in \mathbb{R}^n$ from general nonlinear measurements obtained through a generalized linear model (GLM), i.e., $\mathbf{y} = f(\mathbf{A}\mathbf{x} + \mathbf{w})$, where $f(\cdot)$ is a componentwise nonlinear function. Based on the unitary transform approximate message passing (UAMP) and expectation propagation, a unitary transform based generalized approximate message passing (GUAMP) algorithm is proposed for general measurement matrices \mathbf{A} , in particular highly correlated matrices. Experimental results on quantized compressed sensing demonstrate that the proposed GUAMP significantly outperforms state-of-the-art GAMP and GVAMP under correlated matrices \mathbf{A} .

Index Terms— GLM, AMP, GAMP, message passing, quantized compressed sensing

1. INTRODUCTION

We consider the general problem of inference on generalized linear models (GLM) [1], i.e., recovering an unknown signal $\mathbf{x} \in \mathbb{R}^n$ from a noisy linear transform followed by componentwise nonlinear measurements

$$\mathbf{y} = f(\mathbf{A}\mathbf{x} + \mathbf{w}), \quad (1)$$

where $\mathbf{A} \in \mathbb{R}^{m \times n}$ is a known linear mixing matrix, $\mathbf{w} \sim \mathcal{N}(\mathbf{w}; 0, \sigma^2 \mathbf{I}_m)$ is an i.i.d. Gaussian noise with known variance, and $f(\cdot) : \mathbb{R}^{m \times 1} \rightarrow \mathcal{Q}^{m \times 1}$ is an *componentwise* nonlinear link function. Denote $\mathbf{z} \triangleq \mathbf{A}\mathbf{x} \in \mathbb{R}^m$ as the hidden linear transform outputs, the componentwise nonlinear function $f(\cdot)$ can be equivalently described in a probabilistic way using a fully factorized likelihood function as follows

$$p(\mathbf{y}|\mathbf{z}) = \prod_{i=1}^m p(y_i|z_i), \quad (2)$$

where $p(y_i|z_i)$ is determined by the specific nonlinear function $f(\cdot)$. The prior distribution $p(\mathbf{x})$ of \mathbf{x} is also assumed to be fully factorized $p(\mathbf{x}) = \prod_{j=1}^n p(x_j)$ for simplicity. GLM inference has wide applications in science and engineering such as wireless communications, signal processing, and machine

learning. In the special case of identity function $f(\cdot)$, the nonlinear GLM in (1) will reduce to the popular standard linear model (SLM) as follows

$$\mathbf{y} = \mathbf{A}\mathbf{x} + \mathbf{w}. \quad (3)$$

Thus, GLM is actually an extension of SLM from linear measurements to nonlinear measurements, which are prevalent in some real-world applications such as quantized compressed sensing, pattern classification, phase retrieval, etc.

A variety of algorithms have been proposed for inference over GLMs and SLMs. Among them, the past decade has witnessed an advent of one distinguished family of probabilistic algorithms called message passing algorithm. Among them, the most famous ones are the approximate message passing (AMP) algorithm [2, 3] for SLM and generalized approximate message passing (GAMP) [4] for GLM, which have been proved to be optimal under i.i.d. Gaussian matrices \mathbf{A} . However, both AMP and GAMP diverge for general \mathbf{A} . In [5–7], the GAMP is incorporated into the sparse Bayesian learning (SBL) to improve the robustness of GAMP and reduce the computation complexity of SBL. Vector AMP (VAMP) [8] (or OAMP [9], one similar algorithm to VAMP) and generalized VAMP (GVAMP) [10] have been proposed to improve the performance with general \mathbf{A} for SLM and GLM, respectively. The VAMP is derived from expectation propagation (EP) [11], another powerful message passing algorithm. Remarkably, it has been demonstrated in [12, 13] that all the AMP, GAMP, and GVAMP, can be derived concisely as special instances of EP under different assumptions and thus be unified within a single EP framework. Despite significant improvement in robustness, in particular for right-orthogonally invariant matrices, VAMP and GVAMP still suffer poor convergence in some more challenging scenarios, e.g., the measurement matrix is highly correlated [14, 15].

In this work, we focus on the AMP variant: unitary approximate message passing (UAMP) [16], which was formerly called UTAMP [16–18]. The motivation behind UAMP is this: since AMP has proven to work well when the elements of \mathbf{A} in (3) are uncorrelated, one can artificially construct such a “good” and equivalent measurement model simply by performing a singular value decomposition (SVD) on $\mathbf{A} = \mathbf{U}\mathbf{\Sigma}\mathbf{V}^T$, where $\mathbf{U} \in \mathbb{R}^{m \times r}$, $\mathbf{\Sigma} \in \mathbb{R}^{r \times r}$, $\mathbf{V} \in \mathbb{R}^{n \times r}$

Corresponding author. E-mail: meng@g.ecc.u-tokyo.ac.jp. This work is supported by NSFC under grant 61901415.

and $r = \text{rank}(\mathbf{A})$, and by left multiplying \mathbf{U}^T on the original SLM (3), thus leading to an equivalent SLM as [16]

$$\tilde{\mathbf{b}} = \mathbf{Q}\mathbf{x} + \tilde{\mathbf{w}}, \quad (4)$$

where $\tilde{\mathbf{b}} = \mathbf{U}^T \mathbf{y} \in \mathbb{R}^r$, $\mathbf{Q} = \mathbf{\Sigma}\mathbf{V}^T \in \mathbb{R}^{r \times n}$ and $\tilde{\mathbf{w}} = \mathbf{U}^T \mathbf{w} \in \mathbb{R}^r$ correspond to unitary-transformed pseudo linear measurements, linear mixing matrix, and additive noise, respectively. Subsequently, one can readily run standard AMP on the equivalent model (4), which leads to one version of UAMP. Further, two averaging operations can be performed to obtain the other version of UAMP, where the number of matrix-vector products per iteration is reduced from 4 to 2 [16–18]. Despite its simplicity, UAMP has been shown to be more robust than AMP and VAMP under some types of “tough” measurement matrices, e.g., highly correlated matrices [17, 18]. Nevertheless, the extension of UAMP to the case of GLM has remained lacking.

In this paper, we extend UAMP from SLM to GLM and propose the generalized UAMP (GUAMP). The key idea is to utilize the unified Bayesian inference framework in [13, 19] and EP [11] to iteratively decompose the original nonlinear measurement model (1) into a series of pseudo SLMs, whereby UAMP could be conducted. Conceptually, GUAMP consists of two modules, namely AMP module and GAMP module, as shown in Fig. 1. Extrinsic information [20] is exchanged per iteration between the two modules before GUAMP finally converge. Experimental results demonstrate that GUAMP significantly outperforms both GAMP and GVAMP under highly correlated matrices \mathbf{A} .

2. THE GUAMP ALGORITHM

The key idea is that, inspired by UAMP [16], we introduce an additional hidden variable $\mathbf{b} \in \mathbb{R}^r$ and thus an equivalent representation of $\mathbf{z} \triangleq \mathbf{A}\mathbf{x}$ as follows

$$\mathbf{b} = \mathbf{\Sigma}\mathbf{V}^T \mathbf{x} \triangleq \mathbf{Q}\mathbf{x}, \quad (5a)$$

$$\mathbf{z} = \mathbf{U}\mathbf{b}, \quad (5b)$$

where, as in the original UAMP [16], $\mathbf{U} \in \mathbb{R}^{m \times r}$, $\mathbf{\Sigma} \in \mathbb{R}^{r \times r}$, $\mathbf{V} \in \mathbb{R}^{n \times r}$ are obtained from SVD $\mathbf{A} = \mathbf{U}\mathbf{\Sigma}\mathbf{V}^T$ when $\text{rank}(\mathbf{A}) = r$. Note that the underdetermined ($m \leq n$) and overdetermined ($m \geq n$) cases are treated in a unified way.

The corresponding factor graph of the original GLM (1) can be equivalently shown in Fig.1 (a). Subsequently, using the unified modular framework in [13], the inference on the factor graph in Fig.1 (a) can be decomposed into two modules, namely one AMP module and one GAMP module, as shown in Fig.1 (b). At a high level, in each iteration, module A performs standard AMP w.r.t. \mathbf{x} on an equivalent SLM with a pseudo measurement matrix \mathbf{Q} while module B performs GAMP w.r.t. \mathbf{b} on an equivalent GLM with a pseudo measurement matrix \mathbf{U} , rather than the original measurement matrix \mathbf{A} . Module A and Module B exchange extrinsic information with each other in the same way as [13] and this process proceeds before convergence. Please refer to [13] for

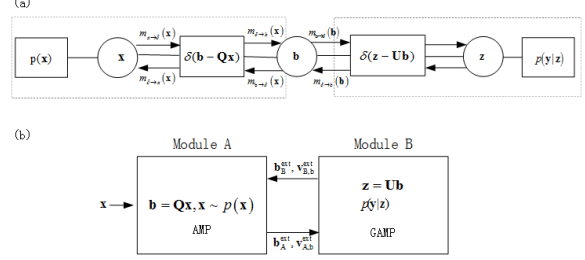


Fig. 1: (a). Equivalent factor graph representation of GLM. (b) Modular representation of the GUAMP algorithm.

further details of the modular representation perspective via EP [11].

In the following, we describe the implementation details of GUAMP. First of all, we initialize $\boldsymbol{\tau}^b(0) \in \mathbb{R}^r$, $\hat{\mathbf{s}}_B(-1) \in \mathbb{R}^m$, $\mathbf{b}_A^{\text{ext}}(1) \in \mathbb{R}^r$ and variances $\mathbf{v}_A^{\text{ext},b}(1) \in \mathbb{R}^r$ in module B, and initialize $\hat{\mathbf{p}}_A(0) \in \mathbb{R}^r$, $\hat{\boldsymbol{\tau}}_A^p(0) \in \mathbb{R}^r$, $\hat{\mathbf{x}}(0) \in \mathbb{R}^n$. The number of outer iterations between module A and module B is set as T_{max} , while the number of inner iterations in module A and B during an outer iteration are set as T_A and T_B , respectively. Next, we present the details of the operation in the two modules.

2.1. The GAMP Module

The extrinsic means $\mathbf{b}_A^{\text{ext}}(t) \in \mathbb{R}^r$ and variances $\mathbf{v}_A^{\text{ext},b}(t) \in \mathbb{R}^r$ transmitting from module A to module B can be viewed as the prior means and variances of \mathbf{b} . i.e.,

$$p(\mathbf{b}) = \mathcal{N}(\mathbf{b}; \mathbf{b}_A^{\text{ext}}(t), \text{diag}(\mathbf{v}_A^{\text{ext},b}(t))). \quad (6)$$

In addition, $\mathbf{z} = \mathbf{U}\mathbf{b}$ and $\mathbf{y}|\mathbf{z} \sim p(\mathbf{y}|\mathbf{z})$. Thus we could run the GAMP algorithm treating \mathbf{b} as the unknown signal and \mathbf{U} as the measurement matrix as follows.

- [Step 1 (B)] Perform output linear step to obtain $\hat{\mathbf{p}}_B(t) \in \mathbb{R}^m$ and $\boldsymbol{\tau}_B^p(t) \in \mathbb{R}^m$ as

$$\boldsymbol{\tau}_B^p(t) = |\mathbf{U}|^2 \boldsymbol{\tau}^b(t), \quad (7a)$$

$$\hat{\mathbf{p}}_B(t) = \mathbf{U}\hat{\mathbf{b}}(t) - \boldsymbol{\tau}_B^p(t)\hat{\mathbf{s}}_B(t-1). \quad (7b)$$

- [Step 2 (B)] Perform output linear step to obtain $\hat{\mathbf{s}}_{B,i}(t)$ and $\tau_{B,i}(t)$ as

$$\hat{\mathbf{s}}_{B,i}(t) = g_{\text{out}}(\hat{\mathbf{p}}_{B,i}(t), y_i, \tau_{B,i}^p(t)), \quad (8a)$$

$$\tau_{B,i}(t) = -\frac{\partial g_{\text{out}}(\hat{\mathbf{p}}_{B,i}(t), y_i, \tau_{B,i}^p(t))}{\partial \hat{\mathbf{p}}}, \quad (8b)$$

for $i = 1, 2, \dots, m$, where

$$g_{\text{out}}(\hat{\mathbf{p}}, y, \tau^p) = \frac{\hat{z}^0 - \hat{\mathbf{p}}}{\tau_p}, \quad (9)$$

$$-\frac{\partial g_{\text{out}}(\hat{\mathbf{p}}, y, \tau^p)}{\partial \hat{\mathbf{p}}} = \frac{\tau_p - \text{Var}(z|\hat{\mathbf{p}}, y)}{(\tau_p)^2}, \quad (10)$$

and the posterior means \hat{z}^0 and variances $\text{Var}(z|\hat{p}, y)$ are computed w.r.t. the posterior $\propto \mathcal{CN}(z; \hat{p}, \tau_p)p(y|z)$. See [4] for further details.

- [Step 3 (B)] Perform input linear step as

$$\tau_B^r(t) = (|\mathbf{U}^T|^2 \tau_B^s(t))^{-1}, \quad (11a)$$

$$\hat{\mathbf{r}}_B(t) = \hat{\mathbf{b}}(t) + \tau_B^r(t) \odot (\mathbf{U}^T \hat{\mathbf{s}}_B(t-1)). \quad (11b)$$

- [Step 4 (B)] Perform input nonlinear step in Module B to obtain the posterior means and variances of variable \mathbf{b} as: For $j = 1, 2, \dots, r$,

$$\hat{b}_j(t) = \frac{\hat{r}_{B,j}(t)v_{A,j}^{\text{ext},b}(t) + b_{A,j}^{\text{ext}}(t)\tau_{B,j}^r(t)}{\tau_{B,j}^r(t) + v_{A,j}^{\text{ext},b}(t)}, \quad (12a)$$

$$\tau_j^b(t) = \frac{v_{A,j}^{\text{ext},b}(t)\tau_{B,j}^r(t)}{\tau_{B,j}^r(t) + v_{A,j}^{\text{ext},b}(t)}. \quad (12b)$$

After running T_B iterations, the extrinsic means $\mathbf{b}_B^{\text{ext}}(t)$ and variances $\mathbf{v}_B^{\text{ext},b}(t)$ of \mathbf{b} from module B to module A can be calculated as follows [13]

$$\mathbf{b}_B^{\text{ext}}(t) = \hat{\mathbf{r}}_B(t), \quad (13)$$

$$\mathbf{v}_B^{\text{ext},b}(t) = \tau_B^r(t). \quad (14)$$

Remark: It is worth noting that if the GLM (1) degenerates to the SLM (3), it can be verified that the extrinsic information $\mathbf{b}_B^{\text{ext}}$ and $\mathbf{v}_B^{\text{ext},b}(t)$ from module B to module A are always $\mathbf{b}_B^{\text{ext}} = \mathbf{U}^T \mathbf{y}$ and $\mathbf{v}_B^{\text{ext},b} = \sigma^2 \mathbf{1}_r$. Consequently, the GUAMP reduces to the UAMP in the special case of SLM.

2.2. The AMP Module

As shown in [13], the extrinsic means $\mathbf{b}_B^{\text{ext}}(t)$ and variances $\mathbf{v}_B^{\text{ext},b}(t)$ can be regarded as the pseudo observations and variances of \mathbf{b} in module A, i.e.,

$$\tilde{\mathbf{b}}(t) = \mathbf{Q}\mathbf{x} + \tilde{\boldsymbol{\xi}}(t), \quad (15)$$

where $\tilde{\mathbf{b}}(t) \triangleq \mathbf{b}_B^{\text{ext}}(t)$, $\tilde{\boldsymbol{\xi}}(t) \sim \mathcal{N}(\mathbf{0}, \text{diag}(\mathbf{v}_B^{\text{ext},b}(t)))$. Consequently, we could run standard AMP with T_A iterations on this pseudo-linear model (15), as shown below.

- [Step 1 (A)] For $i = 1, 2, \dots, r$, $\hat{s}_{A,i}(t)$ and $\tau_{A,i}^s(t)$ can be calculated as

$$\hat{s}_{A,i}(t) = \frac{b_{B,i}^{\text{ext}}(t) - \hat{p}_{A,i}(t-1)}{v_{B,i}^{\text{ext},b}(t) + \tau_{A,i}^p(t-1)}, \quad (16a)$$

$$\tau_{A,i}^s(t) = \frac{1}{v_{B,i}^{\text{ext},b}(t) + \tau_{A,i}^p(t-1)}. \quad (16b)$$

- [Step 2 (A)] Perform input linear step to obtain $\hat{\mathbf{r}}_A(t) \in \mathbb{R}^n$ and $\tau_A^r(t) \in \mathbb{R}^n$ as

$$\tau_A^r(t) = (|\mathbf{Q}^T|^2 \tau_A^s(t))^{-1}, \quad (17a)$$

$$\hat{\mathbf{r}}_A(t) = \hat{\mathbf{x}}(t-1) + \tau_A^r(t) \odot (\mathbf{Q}^T \hat{\mathbf{s}}_A(t-1)), \quad (17b)$$

Algorithm 1 GUAMP Algorithm

- 1: Initialize $\tau^b(0) \in \mathbb{R}^r$, $\hat{\mathbf{s}}_B \in \mathbb{R}^m$, $\mathbf{b}_A^{\text{ext}}(1) \in \mathbb{R}^r$ and variances $\mathbf{v}_A^{\text{ext},b}(1) \in \mathbb{R}^r$ in module B, initialize $\hat{\mathbf{p}}_A(0) \in \mathbb{R}^r$, $\hat{\tau}_A^p(0) \in \mathbb{R}^r$, $\hat{\mathbf{x}}(0) \in \mathbb{R}^n$. Set T_{\max} , T_A and T_B .
 - 2: **for** $t = 1, \dots, T_{\max}$ **do**
 - 3: **for** $t_B = 1, \dots, T_B$ **do**
 - 4: // [Step 1 (B)] Perform output linear step
 - 5: Calculate $\hat{\mathbf{p}}_B(t)$ (7b) and $\tau_B^p(t)$ (7a).
 - 6: // [Step 2 (B)] Perform output linear step
 - 7: Calculate $\hat{s}_{B,i}(t)$ (8a) and $\tau_{B,i}(t)$ (8b).
 - 8: // [Step 3 (B)] Perform input linear step
 - 9: Calculate the posterior means $\hat{\mathbf{r}}_B(t)$ (11b) and variances $\tau_B^r(t)$ (11a) of \mathbf{b} .
 - 10: // [Step 4 (B)] Perform input nonlinear step
 - 11: Calculate the posterior means (12a) and variances (12b) of \mathbf{b} .
 - 12: **end for**
 - 13: Set $\mathbf{b}_B^{\text{ext}}(t) = \hat{\mathbf{r}}_B(t)$ and $\mathbf{v}_{B,b}^{\text{ext}}(t) = \tau_B^r(t)$.
 - 14: **for** $t_A = 1, \dots, T_A$ **do**
 - 15: // [Step 1 (A)] Perform output nonlinear step.
 - 16: Calculate $\hat{\mathbf{s}}_A(t) \in \mathbb{R}^m$ (16a) and $\tau_A^s(t) \in \mathbb{R}^m$ (16b).
 - 17: $\mathbf{z}_B^{\text{post}}(t) = \mathbb{E}[\mathbf{z}|\mathbf{y}, \mathbf{z}_A^{\text{ext}}(t), \mathbf{v}_A^{\text{ext}}(t)]$
 - 18: // [Step 2 (A)] Perform input linear step
 - 19: Calculate $\hat{\mathbf{r}}_A(t) \in \mathbb{R}^n$ (17b) and $\tau_A^r(t) \in \mathbb{R}^n$ (17a).
 - 20: // [Step 3 (A)] Perform input nonlinear step
 - 21: Calculate the posterior means (19a) and variances (19b) of \mathbf{x} ,
 - 22: // [Step 4 (A)] Perform output linear step
 - 23: Calculate $\tau_A^p(t)$ (19a) and variances $\hat{\mathbf{p}}_A(t)$ (20b)
 - 24: **end for**
 - 25: Set $\mathbf{b}_A^{\text{ext}}(t) = \hat{\mathbf{p}}_A(t)$ and $\mathbf{v}_A^{\text{ext},b}(t) = \tau_A^p(t)$.
 - 26: **end for**
 - 27: **Return** $\hat{\mathbf{x}}$.
-

which can be characterized by a pseudo model

$$\hat{\mathbf{r}}_A(t) = \mathbf{x} + \tilde{\mathbf{w}}(t), \quad (18)$$

where $\tilde{\mathbf{w}}(t) \sim \mathcal{N}(\mathbf{0}, \text{diag}(\tau_A^r(t)))$.

- [Step 3 (A)] Perform input nonlinear step in Module A to obtain the posterior means and of variances of \mathbf{x} .

$$\hat{x}_j(t) = \mathbb{E}[x_j | \hat{r}_{A,j}(t), \tau_{A,j}^r(t)], \quad (19a)$$

$$\tau_j^x(t) = \text{Var}[x_j | \hat{r}_{A,j}(t), \tau_{A,j}^r(t)] \quad (19b)$$

for $j = 1, 2, \dots, n$, where $\mathbb{E}[\cdot]$ and $\text{Var}[\cdot]$ denotes the posterior means and variances with respect to the likelihood calculated in (18) and the prior $p(\mathbf{x})$. Even if the nuisance parameters in $p(\mathbf{x})$ are unknown, EM algorithm [21] can be easily incorporated into the GUAMP to learn them similarly as [22].

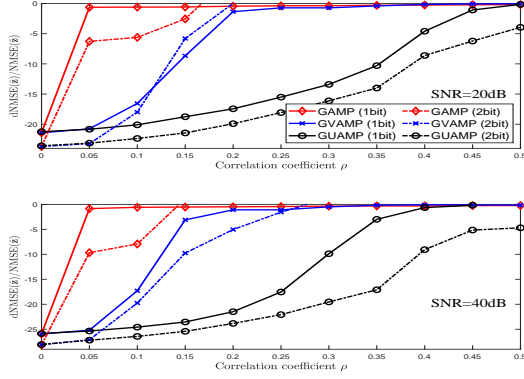


Fig. 2: The $\text{dNMSE}(\hat{\mathbf{z}})$ (1 bit) $\text{NMSE}(\hat{\mathbf{z}})$ (2 bit) and versus the correlation coefficient ρ . (a): SNR = 20 dB, (b): SNR = 40 dB.

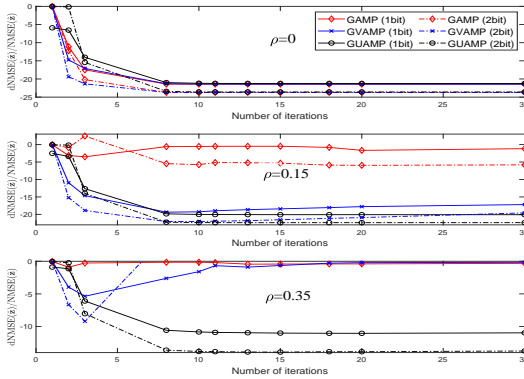


Fig. 3: The $\text{dNMSE}(\hat{\mathbf{z}})$ (1 bit) and $\text{NMSE}(\hat{\mathbf{z}})$ (2 bit) versus the number of iterations at SNR = 20 dB.

- [Step 4 (A)] Perform output linear step to obtain $\tau_A^p(t) \in \mathbb{R}^r$ and $\hat{\mathbf{p}}_A(t) \in \mathbb{R}^r$, i.e.,

$$\tau_A^p(t) = |\mathbf{Q}|^2 \tau^x(t), \quad (20a)$$

$$\hat{\mathbf{p}}_A(t) = \mathbf{Q}\hat{\mathbf{x}}(t) - \tau_A^p(t) \odot \hat{\mathbf{s}}_A(t-1). \quad (20b)$$

After running T_A iterations of AMP on module A, according to [13], the extrinsic mean $\mathbf{b}_A^{\text{ext}}(t)$ and variance $\mathbf{v}_A^{\text{ext},b}(t)$ are

$$\mathbf{b}_A^{\text{ext}}(t) = \hat{\mathbf{p}}_A(t), \mathbf{v}_A^{\text{ext},b}(t) = \tau_A^p(t). \quad (21)$$

Now we could again run the GAMP on module B. The pseudo code of GUAMP is summarized as Algorithm 1.

3. NUMERICAL SIMULATION

We verify the efficacy of GUAMP on quantized compressed sensing problem with correlated measurement matrices \mathbf{A} . Specifically, consider the correlated case where \mathbf{A} is constructed as $\mathbf{A} = \mathbf{R}_L \mathbf{H} \mathbf{R}_R$ [23], where $\mathbf{R}_L = \mathbf{R}_1^{\frac{1}{2}} \in \mathbb{R}^{m \times m}$ and $\mathbf{R}_U = \mathbf{R}_2^{\frac{1}{2}} \in \mathbb{R}^{n \times n}$, the (i, j) th element of both \mathbf{R}_1

and \mathbf{R}_2 is $\rho^{|i-j|}$ and ρ is termed as the correlation coefficient here, $\mathbf{H} \in \mathbb{R}^{m \times n}$ is a random matrix whose elements are drawn i.i.d. from $\mathcal{N}(0, 1)$. The elements x_i of \mathbf{x} are drawn from a Bernoulli Gaussian distribution $p(x_i) = (1 - \lambda)\delta(x_i) + \lambda\mathcal{N}(x_i; 0, 1/\lambda)$ and $\lambda = 0.1$. The 1 bit (or probit) model $\mathbf{y} = \text{sign}(\mathbf{z} + \mathbf{w})$ and 2 bit quantization models are considered where $\mathbf{z} = \mathbf{A}\mathbf{x}$ and $\mathbf{w} \sim \mathcal{N}(\mathbf{0}, \sigma^2 \mathbf{I}_m)$. The number of measurements and the number of unknowns are $m = 2048$ and $n = 512$. For 2 bit quantization, the dynamic range of the quantizer is restricted to $[-3\sigma_z, 3\sigma_z]$, where σ_z^2 is the variance of z and is calculated to be $\sigma_z^2 = \|\mathbf{A}\|_F^2/m = n/m = 0.25$ as we normalize the measurement matrix \mathbf{A} such that $\|\mathbf{A}\|_F = n$, and the thresholds for 2 bit quantization are $\{-1.5, 0, 1.5\}$. The SNR is defined as $\text{SNR} = \|\mathbf{A}\mathbf{x}\|_2^2/(m\sigma^2)$. The debiased normalized mean squared error (dNMSE) $\text{dNMSE}(\hat{\mathbf{z}}) \triangleq \min_c \|\mathbf{z} - c\hat{\mathbf{z}}\|_2^2/\|\mathbf{z}\|_2^2$ and NMSE $\text{NMSE}(\hat{\mathbf{z}}) \triangleq \|\mathbf{z} - \hat{\mathbf{z}}\|_2^2/\|\mathbf{z}\|_2^2$ are used for 1 and 2 bit quantization, respectively. The GUAMP is compared with the GAMP and GVAMP. We set $T_B = 1$ and $T_A = 4$ (it is numerically found $T_A > 1$ improves the robustness of GUAMP). All the results are averaged over 500 Monte Carlo (MC) trials. Our code is available at <https://github.com/RiverZhu/GUAMP>.

Fig. 2 shows the average dNMSE (1 bit) and NMSE (2 bit) versus the correlation coefficient ρ . It can be seen that when ρ is small and near zero, GUAMP performs the same as GVAMP, and GAMP. As ρ increases, both GVAMP and GAMP tend to diverge for moderate $\rho > 0.05$. By contrast, the proposed GUAMP achieves significantly better performances for large values of ρ .

Fig. 3 plots the average dNMSE (1 bit) and NMSE (2 bit) versus iteration for different correlation coefficients $\rho \in \{0, 0.15, 0.35\}$ at SNR = 20 dB. It can be seen that at $\rho = 0$, all the algorithms accurately recover \mathbf{x} and converge in about tens of iterations. For $\rho = 0.15$, GAMP fails and GVAMP starts to diverge, while at a larger value of $\rho = 0.35$, both GAMP and GVAMP fail completely while GUAMP converges remarkably well, showing that GUAMP is more robust than both GVAMP and GAMP under correlated matrices.

4. CONCLUSION

In this paper, inspired from the UAMP [16] and a unified inference framework [13], we propose a novel algorithm called generalized UAMP (GUAMP) to address the GLM inference problem under general measurement matrices. Numerical experiments demonstrate that GUAMP significantly outperforms GAMP and GVAMP under correlated measurement matrices. In current implementation of GUAMP, no damping is used although it is believed to further improve its robustness. The adaptive step scheme [24] is also expected to improve GUAMP's convergence and thus it is interesting to formulate the cost function and unveil the relations between GUAMP and the alternating direction method of multipliers (ADMM), which is left as an important future work.

5. REFERENCES

- [1] P. McCullagh and J. A. Nelder, *Generalized linear models*. Routledge, 2019.
- [2] Y. Kabashima, “A cdma multiuser detection algorithm on the basis of belief propagation,” *Journal of Physics A: Mathematical and General*, vol. 36, no. 43, p. 11111, 2003.
- [3] D. L. Donoho, A. Maleki, and A. Montanari, “Message-passing algorithms for compressed sensing,” *Proceedings of the National Academy of Sciences*, vol. 106, no. 45, pp. 18914–18919, 2009.
- [4] S. Rangan, “Generalized approximate message passing for estimation with random linear mixing,” in *2011 IEEE International Symposium on Information Theory Proceedings*, pp. 2168–2172, IEEE, 2011.
- [5] M. Al-Shoukairi, P. Schniter, and B. D. Rao, “A gamp-based low complexity sparse bayesian learning algorithm,” *IEEE Transactions on Signal Processing*, vol. 66, no. 2, pp. 294–308, 2017.
- [6] C. K. Thomas and D. Slock, “Posterior variance predictions in sparse bayesian learning under approximate inference techniques,” in *2020 54th Asilomar Conference on Signals, Systems, and Computers*, pp. 1375–1379, IEEE, 2020.
- [7] C. K. Thomas and D. Slock, “Save-space alternating variational estimation for sparse bayesian learning,” in *2018 IEEE Data Science Workshop (DSW)*, pp. 11–15, IEEE, 2018.
- [8] S. Rangan, P. Schniter, and A. K. Fletcher, “Vector approximate message passing,” *IEEE Transactions on Information Theory*, vol. 65, no. 10, pp. 6664–6684, 2019.
- [9] J. Ma and L. Ping, “Orthogonal amp,” *IEEE Access*, vol. 5, pp. 2020–2033, 2017.
- [10] P. Schniter, S. Rangan, and A. K. Fletcher, “Vector approximate message passing for the generalized linear model,” in *2016 50th Asilomar Conference on Signals, Systems and Computers*, pp. 1525–1529, IEEE, 2016.
- [11] T. P. Minka, *A family of algorithms for approximate Bayesian inference*. PhD thesis, Massachusetts Institute of Technology, 2001.
- [12] X. Meng, S. Wu, L. Kuang, and J. Lu, “An expectation propagation perspective on approximate message passing,” *IEEE Signal Processing Letters*, vol. 22, no. 8, pp. 1194–1197, 2015.
- [13] X. Meng, S. Wu, and J. Zhu, “A unified bayesian inference framework for generalized linear models,” *IEEE Signal Processing Letters*, vol. 25, no. 3, pp. 398–402, 2018.
- [14] M. T. Ivrlac, W. Utschick, and J. A. Nossek, “Fading correlations in wireless mimo communication systems,” *IEEE Journal on selected areas in communications*, vol. 21, no. 5, pp. 819–828, 2003.
- [15] D. Chizhik, J. Ling, P. W. Wolniansky, R. A. Valenzuela, N. Costa, and K. Huber, “Multiple-input-multiple-output measurements and modeling in manhattan,” *IEEE Journal on Selected Areas in Communications*, vol. 21, no. 3, pp. 321–331, 2003.
- [16] Q. Guo and J. Xi, “Approximate message passing with unitary transformation,” *arXiv preprint arXiv:1504.04799*, 2015.
- [17] M. Luo, Q. Guo, M. Jin, Y. C. Eldar, D. Huang, and X. Meng, “Unitary approximate message passing for sparse bayesian learning,” *IEEE transactions on signal processing*, vol. 69, pp. 6023–6039, 2021.
- [18] Z. Yuan, Q. Guo, and M. Luo, “Approximate message passing with unitary transformation for robust bilinear recovery,” *IEEE Transactions on Signal Processing*, vol. 69, pp. 617–630, 2020.
- [19] J. Zhu, “A comment on the” a unified bayesian inference framework for generalized linear models,” *arXiv preprint arXiv:1904.04485*, 2019.
- [20] Q. Guo and D. D. Huang, “A concise representation for the soft-in soft-out lmmse detector,” *IEEE communications letters*, vol. 15, no. 5, pp. 566–568, 2011.
- [21] A. P. Dempster, N. M. Laird, and D. B. Rubin, “Maximum likelihood from incomplete data via the em algorithm,” *Journal of the Royal Statistical Society: Series B (Methodological)*, vol. 39, no. 1, pp. 1–22, 1977.
- [22] J. P. Vila and P. Schniter, “Expectation-maximization gaussian-mixture approximate message passing,” *IEEE Transactions on Signal Processing*, vol. 61, no. 19, pp. 4658–4672, 2013.
- [23] D.-S. Shiu, G. J. Foschini, M. J. Gans, and J. M. Kahn, “Fading correlation and its effect on the capacity of multielement antenna systems,” *IEEE Transactions on communications*, vol. 48, no. 3, pp. 502–513, 2000.
- [24] S. Rangan, P. Schniter, E. Riegler, A. K. Fletcher, and V. Cevher, “Fixed points of generalized approximate message passing with arbitrary matrices,” *IEEE Transactions on Information Theory*, vol. 62, no. 12, pp. 7464–7474, 2016.