

---

# HOW “TROLL” ARE YOU? MEASURING AND DETECTING TROLL BEHAVIOR IN ONLINE SOCIAL NETWORKS

---

**Fatima Ezzeddine**

Lebanese University  
Beirut, Lebanon  
SUPSI

fatima\_ezzeddine@outlook.com

**Luca Luceri**

Information Sciences Institute  
University of Southern California  
Marina del Rey, CA, USA

lluceri@isi.edu

**Omran Ayoub**

SUPSI  
Lugano, Switzerland  
omran.ayoub@supsi.ch

**Ihab Sbeity**

Lebanese University  
Beirut, Lebanon  
ihab.sbeity@gmail.com

**Gianluca Nogora**

SUPSI  
Lugano, Switzerland  
gianluca.nogora@supsi.ch

**Emilio Ferrara**

Information Sciences Institute  
University of Southern California  
Marina del Rey, CA, USA  
emiliofe@usc.edu

**Silvia Giordano**

SUPSI  
Lugano, Switzerland  
silvia.giordano@supsi.ch

## ABSTRACT

The detection of state-sponsored trolls operating in influence campaigns is a critical and unsolved challenge for the research community, which has significant implications beyond the online realm. To address this challenge, we propose a new AI-based solution that identifies state-sponsored troll accounts by analyzing their sharing activity sequences, or trajectories, through a two-step process. First, we classify accounts’ trajectories using an LSTM-based classifier as belonging to either a state-sponsored troll or an organic, legitimate user. Second, we utilize the classified trajectories to compute a metric, named “Troll Score”, to quantify the extent to which an account behaves like a state-sponsored troll. To evaluate our approach, we examine the Russian interference campaign during the 2016 U.S. Presidential election. The results of our experiments show that our method can identify account trajectories with an AUC close to 99% and accurately classify Russian trolls and organic users with an AUC of 91%. Additionally, we assessed the generalizability of our solution to different influence campaigns originating from various countries and found promising results that will guide future research.

**Keywords** social network · troll · misinformation

## 1 Introduction

Social Media Networks (SMNs) are a crucial constituent of societies, providing a primary platform for individuals to engage in social and political discourse, as well as to disseminate critical messages and promote propaganda. SMNs have undergone a significant transformation, evolving from a simple aggregation medium to a complex ecosystem where the line between offline and online realms is often blurred [1]. Recent studies have shown that the impact of discussions on SMNs extends beyond the online platform and can have a significant effect on societies, such as undermining the integrity of political elections and public health [2, 3, 4, 5, 6].

In this context, the accuracy, confidentiality, and authenticity of shared content are crucial elements for safe communication, and therefore, the well-being of societies. However, Social Media Networks (SMNs) have experienced a shortage

of these elements, as their growth has led to an increase in deceptive and fraudulent accounts that intentionally damage the credibility of online discussions [7]. The activity of these accounts often results in online harms that threaten the honesty and ethics of conversations, such as the propagation of hate speech, incitement of violence, and dissemination of misleading and controversial content. This has been observed in recent debates concerning the Covid-19 pandemic [8, 9, 10, 11, 12], as well as the rise of conspiracy theories [13, 14, 15]. These fraudulent accounts represent a significant threat to healthy online conversations, whose activity has the potential to exacerbate societal divisions and affect the sovereignty of elections [16, 17, 18, 19, 20].

In the political sphere, Russian meddling in the 2016 U.S. Presidential election represents the most prominent case of deceptive online interference campaign [21, 22]. The Mueller report [23] suggests that Russia engaged in extensive attacks on the U.S. election system to manipulate the outcome of the 2016 voting event. The “sweeping and systematic” interference allegedly used bots (i.e., automated accounts) and trolls (i.e., state-sponsored human operators) to spread politically biased and false information [24]. In the aftermath of the election, the U.S. Congress released a list of 2,752 Twitter accounts associated with Russia’s “Internet Research Agency” (IRA), known as Russian trolls. As a result, significant research efforts were launched to identify fraudulent accounts and deceptive activity on several SMNs. Among these platforms, Twitter has been continuously working to eliminate malicious entities involved in information operations across different countries [25, 26, 27] and different geopolitical events [28, 29].

While there are several proven techniques for uncovering bot accounts [30, 31, 32, 33, 34, 35, 36], the detection of troll accounts is currently an unsolved issue for the research community, due to several factors tied with the human character of trolls [37]. Note that throughout this manuscript, our definition of *troll* is limited to state-sponsored human actors who have a political agenda and operate in coordinated influence campaigns, disregarding thus other hateful and harassing online activities tied with Internet-mediated trolling behavior. Recent efforts have devised approaches for identifying trolls by leveraging linguistic cues and profile meta-data [38, 39, 40, 41, 42]. While these approaches showed promising results, they suffer shortcomings either by being language-dependent (pointing to a specific transmitted spoken language that is solely linked with the trolls under investigation [43, 44]) or constrained to a single SMN (using profile meta-data and platform-specific information). These major limitations have given rise to research efforts to design language- and content-agnostic approaches such as [45], which discerns troll accounts by uncovering behavioral cues from their observed activity via an inverse reinforcement learning framework.

In this work, we progress along this research line and propose a novel approach to identify troll behavior based only on the sequence of accounts’ sharing activities on Twitter. Specifically, we consider online activities regardless of the content shared, the language used, and the linked metadata, to classify accounts as trolls or organic, legitimate users (from now on, simply *users*). Our approach aims to capture cues of behavior that differentiate trolls from users by analyzing their interactions and responses to feedback. For this purpose, we consider both the actions performed by an account, namely *active online activities*, and the feedback received by others, namely *passive online activities*, e.g., received replies and retweets. We refer to the sequence of active and passive activities as a *trajectory*, in accordance with [45]. We demonstrate the validity of our approach by detecting Russian trolls involved in the interference of the 2016 U.S. Presidential election. We also evaluate whether the proposed approach can be effectively used to identify entities involved in various Twitter information operations during the 2020 U.S. Presidential election.

**Contribution of this work** The contributions of this work can be summarized as follows:

- We propose a novel approach based on Long short-term memory (LSTM) for classifying accounts’ trajectories. Our approach correctly identifies trolls’ and users’ trajectories with an AUC of 99%.
- Leveraging the classified trajectories, we introduce a metric, namely the *Troll Score*, that enables us to quantitatively assess the extent to which an account exhibits troll-like behavior. We propose a *Troll Score*-based classifier that can effectively detect troll accounts with a high level of accuracy, achieving an AUC of 91%. Our approach outperforms behavioral-based methods and closely approaches the classification performance of existing linguistic solutions, all without requiring access to the content of the shared messages.
- By analyzing the active and passive activities in which accounts engage, we uncovered three distinct, naturally emerging *behavioral* clusters where trolls intermingle with user accounts. This finding confirms the difficulty of differentiating these two account classes when their trajectories are not considered.
- We demonstrate the capability of our approach to accurately identify entities responsible for driving various information operations. The results reveal that our methodology achieves an AUC of approximately 80% in detecting the drivers of different campaigns, indicating promising results for its applicability across countries, languages, and malicious entities.

## 2 Related Work

In this Section, we survey research on the automated detection of malicious accounts operated by trolls, with a focus on the troll farm connected to the IRA [46]. Some of these efforts have proposed linguistic approaches that rely on the content posted by trolls to identify and detect them. For instance, [43] presented a theory-driven linguistic study of Russian trolls’ language and demonstrated how deceptive linguistic signals can contribute to accurate troll identification. Similarly, [44] proposed an automated reasoning mechanism for hunting trolls on Twitter during the COVID-19 pandemic, which leverages a unique linguistic analysis based on adversarial machine learning and ambient tactical deception. In [47], the authors proposed a deep learning solution for troll detection on Reddit and analyzed the shared content using natural language processing techniques. Other works have considered fusing users’ metadata and linguistic features, such as [38], which used profile description, stop word usage, language distribution, and bag of words features for detecting Russian trolls. Other approaches have relied on multimedia analysis, combining text, audio, and video analysis to detect improper material or behavior [48, 49]. For instance, [48] designed a platform for monitoring social media networks with the aim of automatically tracking malicious content by analyzing images, videos, and other media. In [49], the authors attempted to capture disinformation and trolls based on the existence of a firearm in images using the Object Detection API. A limitation of these works is their reliance on the content posted by accounts and on the extraction of linguistic features for troll identification. In contrast, our approach solely relies on the online behavior of accounts, specifically, the temporal sequence of online activities performed by a user. This presents an advantage over previous works, as it is independent of the language used or content shared, and has, therefore, the potential to generalize to influence campaigns originating from diverse countries.

Previous studies have proposed sequence analysis approaches for identifying malicious accounts. For example, Kim et al. [50] used text and time as features to categorize trolls into subgroups based on the temporal and semantic similarity of their shared content. Luceri et al. [45] proposed a solution that only relies on the sequence of users’ activity on online platforms to capture the incentives that the two classes of accounts (trolls vs. users) respond to. They detect troll accounts with a supervised learning approach fed by the incentives estimated via Inverse Reinforcement Learning (IRL). In [51], the authors proposed a model based on users’ sequence of online actions to identify clusters of accounts with similar behavior. However, this approach was found to be ineffective in detecting Russian trolls, as reported in [45]. Similarly to these approaches, we propose a language- and content-agnostic method for identifying trolls based only on the sharing activities performed by the accounts on Twitter. We utilize deep learning, specifically LSTM, to classify the sequence of activities as belonging to either troll accounts or organic users. We leverage the classified sequences to quantify the extent to which an account behaves like a troll, a feature not available in earlier methods.

## 3 Problem Formulation and Trajectory Definition

This section outlines the objective of the proposed framework and explains the features, variables, and learning tasks that are essential to it. While current methods for identifying troll activity in SMNs depend on linguistic and metadata features, our approach aims to be language- and content-agnostic. To achieve this, we rely solely on the sequences of online activities of the accounts and do not utilize any textual or media content shared by the accounts or the metadata associated with their profiles. For this reason, our approach has the potential to be applied to various SMNs. However, we limit our analysis to Twitter in this paper, and any potential extension to other platforms is left to future efforts.

To extract the unique online behaviors of trolls and organic users on Twitter, we consider their *active online activities*, including generating an original post (i.e., *tweet*), re-sharing another post (i.e., *retweet*), commenting an existing post (i.e., *reply*), or mentioning another user in a post (i.e., *mention*). In addition, we also propose to consider the feedback the accounts receive from other accounts, namely *passive online activities*, such as receiving a retweet (i.e., *being retweeted*), a comment (i.e., *being replied to*), or a mention (i.e., *being mentioned in a post*).

By considering both the actions performed by the accounts and the feedback received, we aim to capture the distinct motivations driving trolls’ activity, which may differ from those of organic users. The rationale is that trolls might be motivated to pursue their agenda regardless of the feedback received from others, while organic users may be influenced by the level of endorsement they receive from the online community. For example, users might be more motivated to generate a new tweet when their content is re-shared by others, which is also viewed as a form of social endorsement [52, 53], or they receive positive comments. To formalize this approach, we model the SMN Twitter as a Markov Decision Process (MDP) [45]. Leveraging the MDP formulation, we represent Twitter as an environment constituted of multiple agents (i.e., Twitter accounts) that can perform a set of actions (i.e., *active online activities*) and receive feedback from the environment (i.e., *passive online activities*). Consistently with the IRL formulation in [45], we refer to the latter as *states*—as they represent the response of the Twitter environment, whereas *actions* indicate the sharing activities that an account can perform on Twitter.

We consider four *actions* that can be performed by an account:

- Original tweet (tw): to generate original content;
- Retweet (rt): to re-share content generated by others;
- Interact with others (in): to interact with other users via replies or mentions;
- No Action (no): to keep silent, i.e., the account does not perform any action.

For what pertains to *states*, we consider three possible feedback that a Twitter account can receive:

- Retweeted (RT): an original tweet generated by the account is re-shared;
- Interacted with (IN): the account is involved by others via replies (i.e., comments to a tweet generated by the account) or mentions;
- No Interaction (NO): no feedback is received by the account.

Every account can move from one state to another when performing an action and we refer to such a transition as a *state-action pair*. Note that an account can be only in one of the above-mentioned states and can perform only one action in any given state. By considering the accounts' timeline, we construct a *sequence* of state-actions pairs that reconstruct the (observed) history of the account on Twitter. Overall, there exist only 11 possible combinations of state-action pairs that form a sequence of an account—the state-action pair (NO, no) is not considered as it does not describe any observable activity. It is also important to note that if an account does not react to the environment feedback, e.g., it does not perform *tw*, *rt* or *in*, it will be considered as silent, i.e., doing no action (*no*). Similarly, if an account keeps performing actions while not receiving any feedback, it will persist in the state *NO*.

By extracting the state-action pairs of an account and time-ordering them, we form a sequence of online activities describing the behavior of troll and user accounts on Twitter. Accordingly, we define the problem of classifying account sequences as a binary classification task, with two classes: *troll* (positive class) and *user* (negative class). Section 5 details how we first classify these formed sequences as pertaining to either trolls or users and then how we use these classified sequences to identify troll accounts. While our focus is on Twitter, this approach may be replicated on other SMNs like Facebook, which offer similar activities.

## 4 Data

The dataset used to evaluate our approach consists of tweets generated by user accounts and by accounts identified as trolls involved in the 2016 U.S. election discussion over Twitter. Specifically, we consider the dataset described in [43, 39] collected by utilizing a set of keywords (detailed in [54]) related to the 2016 U.S. election, which encompasses 13.5M tweets generated by 2.4M accounts.

In the dataset used for this study, we only included accounts that had generated a minimum of 10 active online activities and 10 passive online activities. This decision was based on the findings of a previous study [45], which demonstrated that using fewer than 10 active and passive online activities had a negative impact on classification accuracy. Among these accounts, we identified 342 troll accounts—selected from a list of 2,752 Twitter accounts designated as Russian trolls by the U.S. Congress and that was publicly released during the investigation of Russian involvement in the U.S. 2016 Presidential election; and 1,981 user accounts which generated 246k and 1.2M tweets, respectively.

## 5 Methodology

This Section details our proposed approach to identify troll accounts. Section 5.2 provides an overview of our framework, while section 5.3 describes the proposed methodology in more detail.

### 5.1 Overall Framework

This Section details our proposed approach to identifying troll accounts. Section 5.2 provides an overview of our framework, while section 5.3 describes the proposed methodology in more detail.

### 5.2 Overall Framework

The proposed framework for the identification of troll accounts (see Figure 1) consists of four main steps:

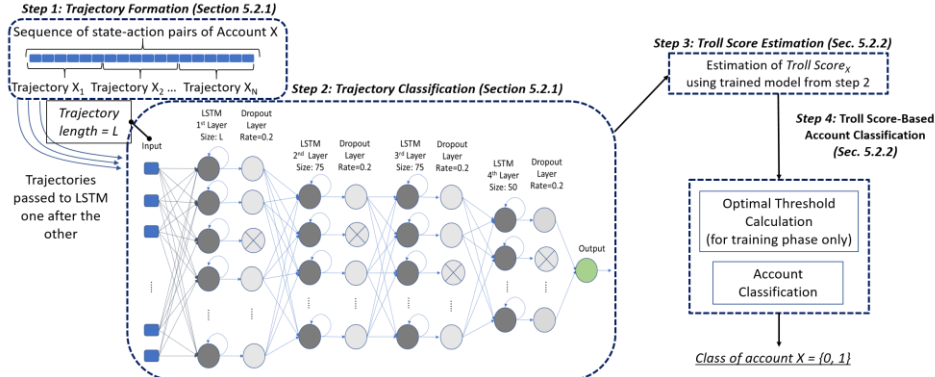


Figure 1: Architecture of the proposed approach for state-sponsored troll detection

- **Step 1 — Trajectory Formation:** Creation of trajectories that represent portions of an account's sequence, where a trajectory is a time-sorted set of a pre-defined number of *state-action pairs*.
- **Step 2 — LSTM-Based Trajectory Classification:** Classification of the trajectories into two classes, i.e., trolls' or users' trajectories. To perform this classification, we employ a Long Short-Term Memory (LSTM)-based classifier.
- **Step 3 — Troll Score Estimation:** Computation of the *Troll Score* as the ratio of the number of trajectories classified as belonging to troll over the number of an account's trajectories.
- **Step 4 — Troll Score-Based Account Classification:** Classification of an account, i.e., *troll* or *user*, based on the computed *Troll Score*.

Figure 1 portrays an overview of our proposed framework. In *Step 1*, the sequence of online activities of an account is divided into several trajectories of state-action pairs of a pre-defined length. In *Step 2*, an LSTM model fed with the extracted trajectories classifies every trajectory as either a troll trajectory or a user trajectory. Note that, in the training phase of the LSTM model, a trajectory extracted from a sequence of a troll is considered to have a label of a *troll trajectory*, while that extracted from a sequence of a user is given the label of a *user trajectory*. We employ deep learning and, more specifically, an LSTM model as we deal with time series data (i.e., sharing activities represented by state-action trajectories). After classifying the trajectories, a Troll Score of every account is computed as explained in *Step 3*. Finally, in *Step 4*, an account is classified as either a troll or a user based on the Troll Score.

### 5.3 Trolls Detection

We now discuss in more detail our proposed approach for the identification of troll accounts. In Section 5.3.1, we describe the LSTM-based model used to classify trajectories of state-action pairs, while in Section 5.3.2 we introduce the *Troll Score* metric and we detail the account classification approach. The code and scripts used to implement the methodological framework detailed below are freely available to the research community<sup>1</sup>.

#### 5.3.1 LSTM-Based Model for Trajectory Classification

**Model Input.** The LSTM model takes as input a trajectory of a given length (i.e., a pre-defined number  $L$  of state-action pairs). To achieve this aim, two questions need to be answered: *i*) How to choose the value of  $L$ ?, and *ii*) given a value of  $L$ , how to divide the sequence into trajectories?

**How to choose the value of  $L$ ?** The choice of  $L$  is not trivial and it is in fact decisive. Considering a small value of  $L$  is desired from a computational point of view however a relatively small value for  $L$  might not be enough for the model to distinguish troll trajectories from user trajectories. On the contrary, considering a relatively large value of  $L$  might not be feasible, as not every account might be largely engaged in online activities, i.e., not all the accounts might have a long sequence.

**Given a value of  $L$ , how to divide the sequence into trajectories?** To form trajectories for trajectory classification, we consider non-overlapping parts of the sequence, i.e., we divide the sequence into  $L$ -long trajectories. For instance, for  $L = 100$  and a sequence composed of 200 state-action pairs, 2 trajectories each of length  $L$  are created and therefore

<sup>1</sup><https://github.com/FatimaEzzeddine/Characterizing-and-Detecting-State-Sponsored-Troll-Activity-on-Social-Media>

considered for classification. Note that, for a given value of  $L$ , the number of trajectories to classify per account differs. A large  $L$  leads to a low number of trajectories to classify while a small  $L$  leads to a high number of trajectories to classify. We will show the impact of this parameter in Section 6.1 by performing sensitivity analysis and monitoring the performance of our model (in terms of several classification metrics) at varying  $L$ .

### 5.3.2 Troll Score-Based Classification of Accounts

**Troll Score Definition.** The objective of defining a *Troll Score* is to have a measure to quantify the extent to which an account behaves like a troll in its online activity. We define the Troll Score of an account as the ratio between the number of trajectories classified as a troll trajectory by the LSTM model and the total number of trajectories of the account. The Troll Score, thus, ranges from zero to one, where a score close to one means a troll-like behavior and a score close to zero means a user-like behavior. To compute the Troll Score of a given account, we consider a sliding window of length  $L$  over the whole sequence of state-action pairs of every account under scrutiny. This approach allows each state-action pair to contribute to several trajectories.

**Troll Score for Account Classification.** To classify accounts based on their Troll Score, a threshold to distinguish the two distinct classes, i.e., trolls and users, is required. We compute this threshold as follows. First, the Troll Score of a subset of the accounts is computed. Then, we iterate over all threshold values ranging from 0 to 1, with a step size of 0.02, reporting the performance of each threshold value in terms of AUC. That is, we consider each value to serve as a threshold and classify accounts accordingly, where each value will result in a different classification of the accounts, and hence, a distinct performance. Finally, we select the threshold that provides the best AUC. The same method can be applied to optimize other classification metrics, e.g., precision, recall, etc. For our evaluations, we test our approach with a 10-fold cross-validation.

## 6 Implementation and Results

In this Section, we first perform a sensitivity analysis comparing the performance of the LSTM-based trajectory classification approach in the case of trajectories composed of (i) state-action pairs and (ii) actions only. The objective here is to evaluate whether the states (i.e., received feedback) represent beneficial signals for the classification task. The rationale is to understand if the feedback received by trolls and users, along with the way they react to such stimuli, might allow us to better discern these two classes of accounts with respect to leveraging only their performed actions. Then, we benchmark the trajectory classification approach based on LSTM comparing its performance to those of off-the-shelf machine learning models.

After validating the performance of the LSTM-based trajectory classification approach, we use it to compute the *Troll Score* of the accounts under investigation. We then exploit the Troll Score to distinguish troll and user accounts and we compare the classification performance to other approaches proposed in the literature. Moreover, based on the obtained results, we conduct an observational analysis to further investigate how the visited state-action pairs of trolls and users differ. Finally, we evaluate whether the proposed approach can generalize to the detection of entities operating in influence campaigns. We present the results of our approach on data from online discussions related to the U.S. 2020 Election on Twitter with the objective of distinguishing the drivers of influence campaigns from organic users.

### 6.1 Trajectory Classification

This subsection presents the implementation details of our proposed LSTM model for trajectory classification and then discusses results comparing our proposed approach to off-the-shelf machine learning models.

#### 6.1.1 Implementation Details

Our proposed LSTM model for trajectory classification is composed of four LSTM layers, four dropout layers, and a dense layer. Each layer is followed by a Dropout Layer to reduce overfitting [55]. The *sigmoid* is used as an activation function for both the hidden and output layers. We fine-tuned the hyper-parameters of our model with a random search. We encode trajectories to be fed into the LSTM model using *Label Encoding*, which consists of assigning an integer to each combination of state-action pairs. The entire model is trained by minimizing the binary cross-entropy with the Adam optimization algorithm [56].

#### 6.1.2 State-Action vs. Action

To perform trajectory classification, we rely on the historical data of the accounts. To evaluate our proposed approach, we build the trajectories of each of the accounts in two ways, (i) considering state-action pairs sequences or (ii)

Input	L	Trolls Trajectories	Users Trajectories
State-Action	50	64,984	102,101
	65	49,975	78,424
	80	40,587	63,643
	100	32,457	50,831
	150	21,628	33,795
	200	16,230	25,299
Action	50	7,709	93,721
	65	5,927	72,091
	80	4,802	58,593
	100	3,819	46,863
	150	2,547	31,267
	200	1,920	23,476

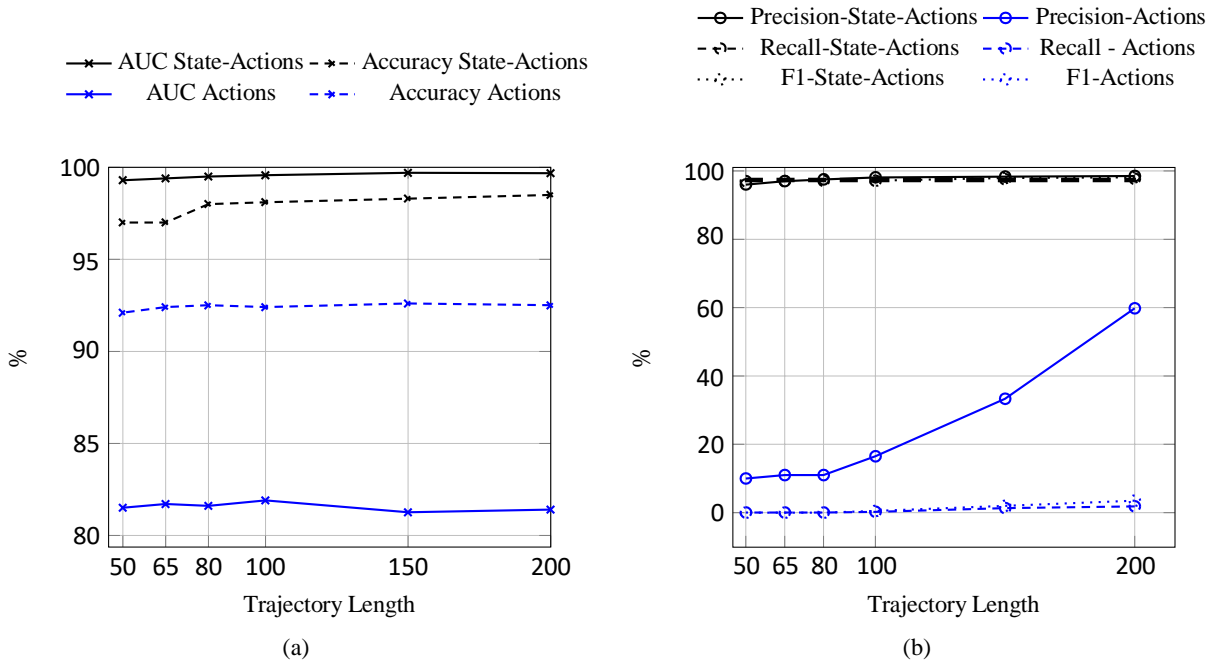
Table 1: Number of trajectories of trolls and users for each trajectory length  $L$ 

Figure 2: (a) AUC and Accuracy of the LSTM-based sequence classification approach with trajectories composed of state-action pairs or actions only, and (b) Precision, Recall, and F1-Score of the LSTM-based sequence classification approach with trajectories composed of state-action pairs or actions only

considering only the sequence of actions. Further, we consider five different values of the trajectory length  $L$ , ranging from 50 to 200, as shown in Table 1. Note that the overall number of trajectories changes with the value of  $L$ . We report in Table 1 the number of trajectories per every class of accounts in each of the cases (state-action pairs and only actions) and for all values of  $L$ . It is worth noting that the number of sequences based only on *Actions* is much lower than those based on *State-Action* pairs, as trajectories of *Actions* are formed only by 3 sharing activities (*tw*, *rt*, and *in*), and hence are much shorter than *State-Action* trajectories. We train and test our LSTM model in both cases, and report the results of a 10-fold stratified cross-validation. It should be noted that for the scenario with only *Actions* there is an imbalance between the number of sequences of trolls and users. To solve this issue, we employ the under-sampling technique [57, 58].

Figure 2(a) shows the AUC and accuracy of the LSTM-classifier with trajectories composed of (i) *State-Action* pairs and (ii) *Actions* only as functions of the trajectory length  $L$ . Results show that both classification metrics are higher when *State-Action* pairs are considered with respect to *Actions* only, for every value of  $L$ . Specifically, with *State-Action* pairs the AUC is around 99%, significantly higher than when considering *Actions* only (AUC around 82%). This is also reflected in the classification performance in terms of accuracy (97% with *State-Action* pairs vs. 92% with

*Actions* only). This suggests that the *states* (i.e., feedback from other users) represent beneficial signals for the accounts classification task as, along with the *actions*, allow achieving a better distinction between trolls and users if compared to the results achieved when considering trajectories based only on actions. From Fig. 2(a), we also note that varying the value of  $L$  has a minimal impact on the model’s performance in both cases. In fact, the AUC of the LSTM-based approach reached 99% even when  $L$  is relatively short (e.g.,  $L = 50$ ). This finding shows that the proposed model (when considering *State-Action*) has the ability to correctly identify trolls’ and users’ sequences even when little information about accounts’ online activity is available. This surprisingly high classification accuracy is probably due to the nature of our experimental design, which focuses on distinguishing the activity sequences of organic users from those of troll accounts. The latter, performing their agenda regardless of others’ feedback [45], present activity patterns naturally different with respect to legitimate users. While these differences might appear explicit in such a high-quality dataset, we do not expect the same results in a more challenging scenario (see Section 6.3).

We further evaluate the performance of our model in the two cases by considering other classification metrics such as Precision, Recall, and F1 score. Figure 2(b) depicts these metrics for the different values of  $L$ . Results show that the model has a nearly perfect performance with *State-Action* considering all metrics (around 98%) with a slight increase in performance as  $L$  increases. On the contrary, the LSTM classifier with *Actions* only suffers from low performance, nearly 0%, in terms of Recall and F1, while precision ranges between 10% and 60% and increases as  $L$  increases. This further confirms our previous intuition in considering, in addition to actions, the feedback the accounts receive from the environment (i.e., states). Indeed, these results show that the states are essential to accurately classify the two classes of accounts, which suggests that trolls might react to online feedback differently from non-trolls. In the rest of our analysis, we will consider the model based on *State-Action* pairs, given that it has been shown to be effective in discriminating between users and trolls.

### 6.1.3 LSTM vs. Off-the-Shelf Machine Learning Models

We now compare the performance of our proposed LSTM-based model for trajectory classification to those of off-the-shelf machine learning models. Specifically, we consider Support Vector Machine (SVM), Artificial Neural Network (ANN), Decision Tree, Ada Boost, Logistic Regression, and K-Nearest Neighbors (KNN). Fig. 3 shows AUC, Recall, Precision, and F1-score of these models for  $L = 100$  and  $L = 200$ . For all metrics, and for both values of  $L$ , all approaches show a promising performance (e.g., AUC of 92% and higher), whereas our proposed LSTM-based approach achieves a near-optimal performance (AUC of 99.5%), thus, outperforming all other models. More specifically, the LSTM-based approach shows 98% for Precision and Recall, significantly higher than that of other approaches, which do not exceed 92%. This indicates that trolls’ and users’ trajectories embed distinguishable patterns, which are more easily identifiable by models conceived to work with sequential data, such as LSTM, than other general-purpose machine learning models.

## 6.2 Troll Score for Account Classification

We now focus our discussion on the classification of accounts. In this scenario, we build trajectories by sliding a window of length  $L$  with a step of one element over the entire sequence of state-action pairs. Note that in this case, two consecutive trajectories overlap by  $L-1$  elements. Indeed, the same state-action pair is considered into several trajectories, depending on its location along the sequence. As previously discussed, the classification of the accounts is based on the *Troll Score* metric. The latter is computed for every account leveraging the classification of its trajectories extracted with a sliding window. Finally, the Troll Score of the account under scrutiny is compared to a *Troll Score threshold* (see Section 5.2.2) to assign the account to one of the two classes of accounts (troll vs. user).

### 6.2.1 Troll Score of User and Troll Accounts

We first analyze the Troll Score computed for each account in our dataset. Figure 4 shows the Cumulative Distribution Function (CDF) of the Troll Score of user and troll accounts for  $L = 200$ <sup>2</sup>. Numerical results show that the CDF of the Troll Score of users shows a logarithmic growth (the CDF reaches 0.95 for a Troll Score of 0.02). This indicates that most of the users (95% of them) have an almost-zero Troll Score while the rest (remaining 5%) have a Troll Score of at most 0.2, which can be considered considerably low. On the contrary, the CDF related to the trolls follows exponential growth (increases very slowly for low values of Troll Score and then increases exponentially for higher values of Troll Score). In particular, results show that 80% of the trolls have a Troll Score of at least 0.8. On the one hand, this suggests that a significant portion of the trolls are characterized by a high Troll Score. On the other hand, this indicates that a limited yet considerable portion of trolls has a relatively low Troll Score (e.g., 10% have a Troll Score of at most 0.5). This finding demonstrates that some of the trolls under analysis, specifically those characterized by a low Troll Score, exhibit user-like behavior. To inspect in more detail this finding, we perform an analysis to observe the visited state-action pairs of all accounts. We present this observational analysis in the following section.

<sup>2</sup>We omit showing the case with  $L = 100$  as results present same insights as for  $L = 200$ .

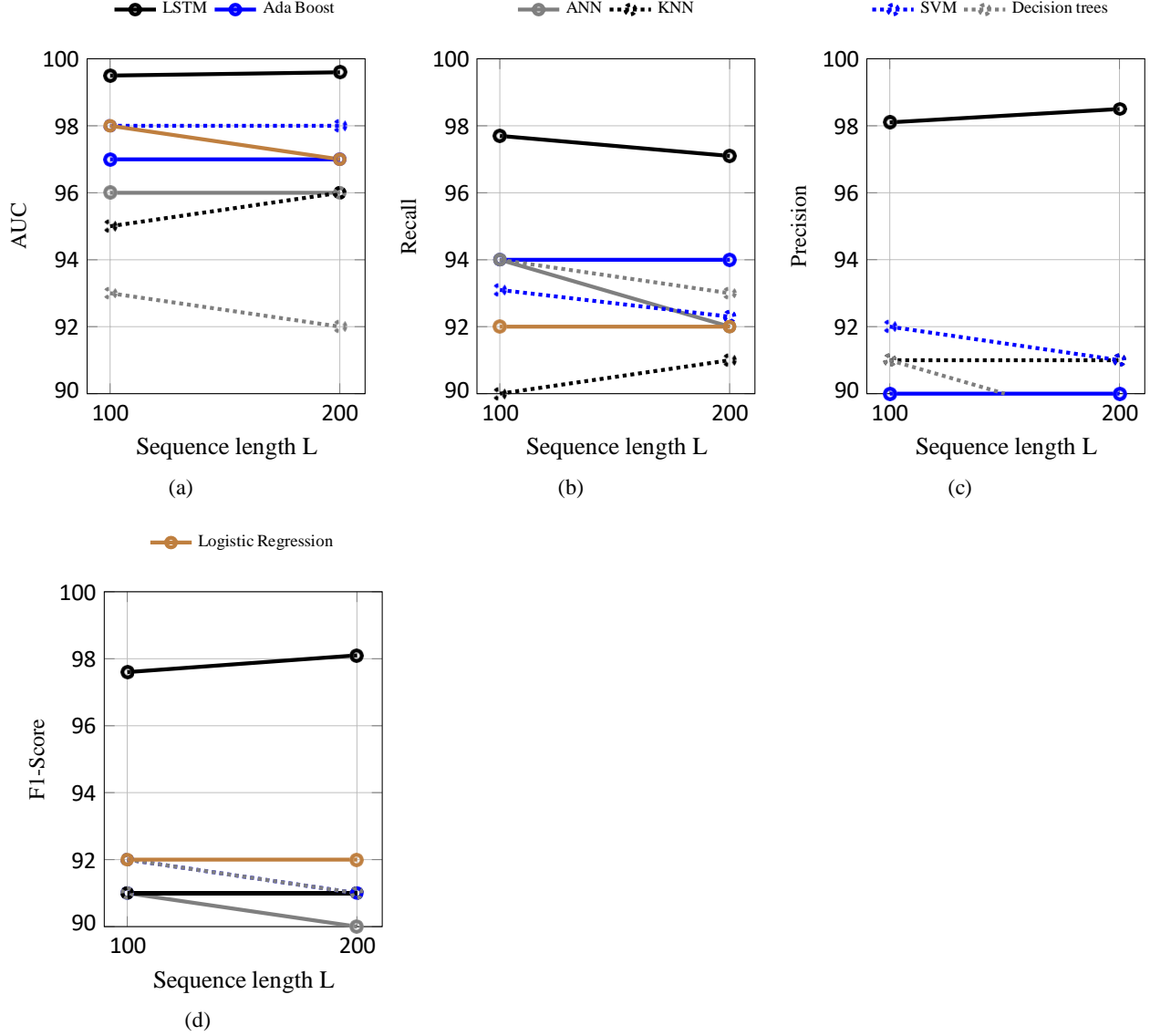


Figure 3: Comparison between the proposed LSTM-based approach and off-the-shelf machine learning models for trajectory classification in terms of (a) AUC, (b) Recall, (c) Precision, and (d) F1-score

### 6.2.2 Behavioral Clustering and Troll Score

This section presents an analysis conducted to analyze the behavior of troll and user accounts in terms of their visited state-action pairs, i.e., state and action pairs that are present in the account's trajectory. The rationale behind this analysis is to examine whether trolls and users can be distinguished by looking at their visited state-action pairs. Specifically, we evaluate whether the different classes of accounts are grouped in distinct clusters and, if clusters are observed, their relation with the Troll Score.

	Cluster 1	Cluster 2	Cluster 3
Users	977 (49.5%)	603 (30.43%)	401 (20.24%)
Trolls	256 (75.07%)	65 (19.06%)	20 (5.86%)

Table 2: Distribution of user and troll accounts in the three naturally-emerging clusters

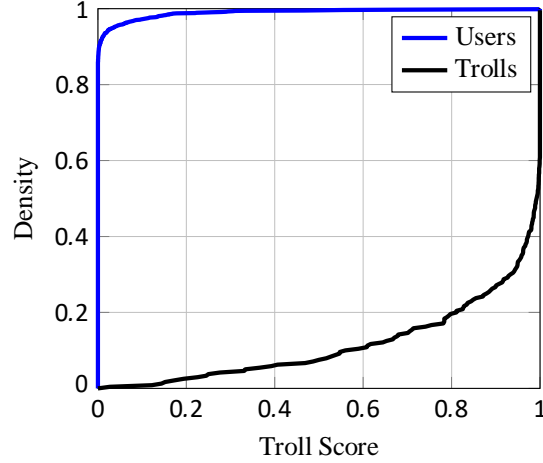
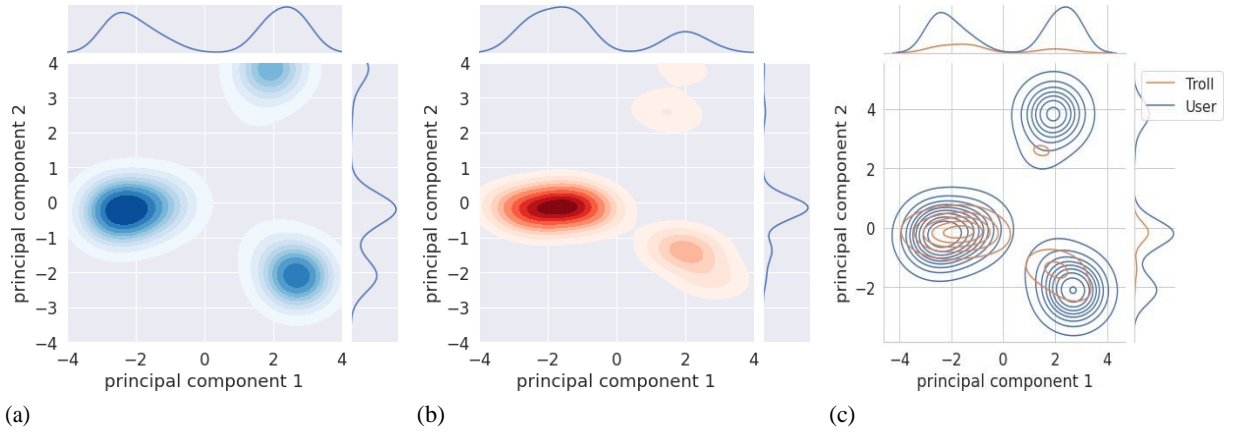
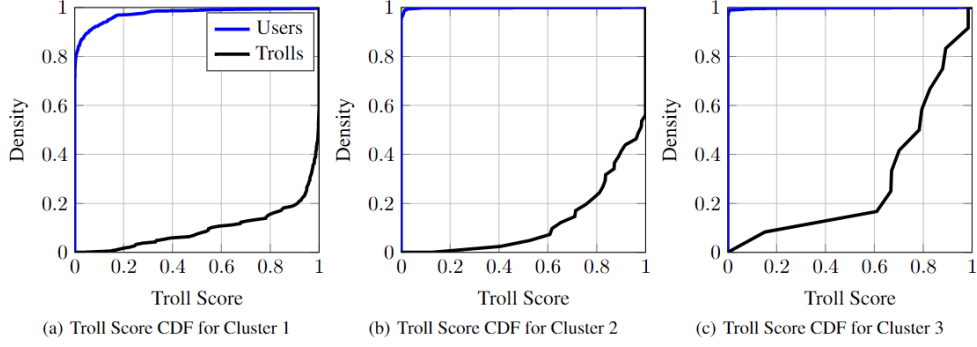
Figure 4: Troll Score CDF of user and troll accounts with  $L = 200$ 

Figure 5: Clusters of accounts based on the visited state-action pairs for (a) users, (b) trolls, and (c) users and trolls combined

**Clustering based on visited state-action pairs.** We perform user clustering considering the visited state-action pairs as a set of features, which therefore consists of the 11 possible combinations of states and actions. For every account, the values of the features are either set to 1, if the account visited a state-action pair, or to 0 otherwise. We use the Principle Component Analysis (PCA) to perform a dimensionality reduction and we observe whether distinct clusters naturally emerge. In Figure 5, we show the results of a PCA with 2 components and we observe three clusters populated by both user and troll accounts. Figure 5(a) shows that users divide into three distinct clusters with slightly different distributions. Similarly, Fig. 5(b) shows three clusters for trolls, in which one cluster embeds the majority of troll accounts. For a better comparison, we display in figure 5(c) the joint plot of users and trolls combined, from which we can appreciate the three distinct *behavioral clusters*, where trolls and users coexist.

Table 2 reports the number of trolls and users present in each of the three clusters. Cluster 1 refers to the largest cluster (bottom left in figure 5), Cluster 2 refers to the cluster on the bottom right, and Cluster 3 refers to the one on the top right. In terms of visited state-action pairs, the three clusters can be differentiated as follows:

- Cluster 1: Accounts in this cluster tweet or stay silent with any received feedback.
- Cluster 2: Accounts in this cluster tweet when no feedback is provided by the environment (state NT) or they retweet with any received feedback.
- Cluster 3: Accounts in this cluster tweet or interact with others (replying or mentioning) with any received feedback.

Figure 6: Troll Score of accounts in Cluster 1 (a), 2 (b), and 3 (c) with  $L = 200$ 

Metric	Behavioral Approaches		Linguistic Approaches	
	Troll Score-based	IRL-based [45]	Addawood et al. [43]	Im et al. [38]
Accuracy	<b>90.6</b>	83.0	98.9	97.7
AUC	<b>90.5</b>	89.1	99.8	99.7
Precision	<b>90.1</b>	84.0	98.5	97.5
Recall	<b>89.6</b>	85.0	97.3	97.5
F1-Score	<b>89.7</b>	84.5	98.9	97.5

Table 3: Comparison between behavioral and linguistic approaches for troll account identification

Our findings are consistent with [45] and show that most trolls (trolls in Clusters 1 and 2) tweet and retweet regardless of the received feedback, while a very little percentage of them (Cluster 3) participate in discussions by means of replies and mentions. This behavior is significantly different with respect to that of user accounts as they are distributed among the three clusters and tend to join and participate more in discussions.

**Troll Score per Cluster.** To further inspect the behavior of users and trolls in the three clusters, we evaluate the Troll Score of the accounts belonging to each of these clusters separately. Figures 6(a), (b), and (c) show the CDF of the Troll Score of accounts in Cluster 1, 2, and 3, respectively. Figures show that the CDF of the Troll Score of users in all clusters has an *exponential* shape, meaning that most users have a near-zero Troll Score. In contrast, the CDF of Troll Score of trolls in all clusters show a *logarithmic* shape, meaning that most of the trolls have a high Troll Score. However, the CDF of trolls within every cluster has notable differences.

For instance, in Clusters 1 and 2, most trolls are characterized with high Troll Scores (e.g., only about 20% of trolls have a Troll Score below 0.8) while in Cluster 3, 60% of trolls have a Troll Score below 0.8. This means that trolls belonging to Cluster 3 have a relatively low Troll Score, indicating that a relevant part of their trajectories is classified as user trajectories. This is likely due to the peculiar behavior of the small set of troll accounts (5%) in Cluster 3. We argue that our LSTM model identifies specific patterns of activities mainly linked to other trolls, as most of these accounts (95%) belong to Clusters 1 and 2.

### 6.2.3 Troll Score-Based Classification vs. Existing Approaches

In this Section, we evaluate the classification performance of our method against other existing approaches. The proposed approach is validated using a stratified k-fold ( $k=10$ ) cross-validation, where the training set is used to find the *optimal* Troll Score threshold, while the test set is used to evaluate the classification. The value of  $L$  is set to 200, based on the results in Section 6.1.3. We evaluate the performance of our proposed Troll Score-based approach by comparing it to (i) a behavioral approach based on Inverse Reinforcement Learning (IRL) [45], which is the only other language-agnostic solution that relies solely on the sequences of accounts’ sharing activity to detect trolls.; and (ii) two linguistic approaches [43, 38] that use the text of the shared content to extract linguistic features for identifying troll accounts.

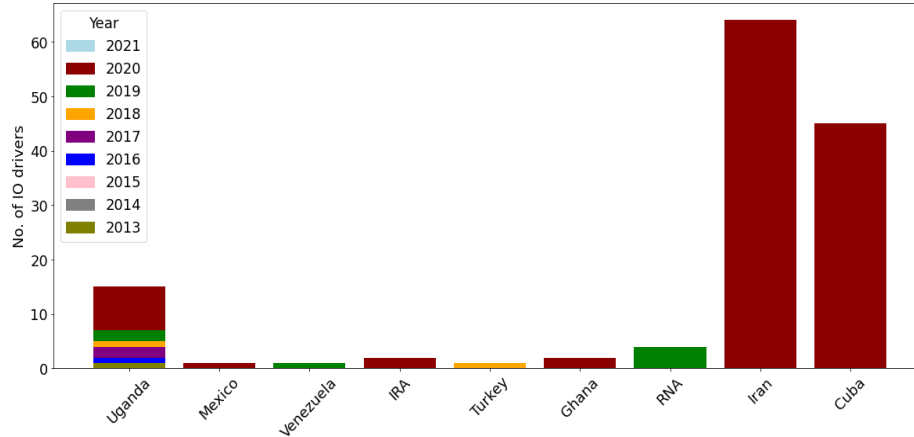


Figure 7: IO drivers during the 2020 U.S. Presidential Election

Table 3 displays the AUC, recall, precision, and F1-score of the behavioral and linguistic approaches tested through a stratified 10-fold cross-validation. Two facts are worth noting. First, the Troll Score-based solution outperforms the other behavioral approach [45] with an AUC of 90.6%, a precision of 90.1%, and a recall of 89.6%. Second, the linguistic approaches achieve high classification accuracy, with all the metrics close to 100%. As suggested by prior research [59, 60], the high classification accuracy of linguistic approaches is likely due to patterns of English misuse of content and function words among non-native English speakers, such as Russian trolls, which allows for identifying their originally spoken language even when the speaker is fluent [38]. However, it is noteworthy that our Troll Score-based approach, which does not have access to the textual content of shared messages, closely approaches the performance of linguistic approaches that leverage message content. This represents a valuable advantage of behavioral models, especially considering the increasing capabilities of Large Language Models (LLMs) to refine and correct human-generated text. In the future, it will be crucial to develop models that use behavioral cues to detect deceptive activities, as distinguishing between content generated or revised by LLMs and human actors is becoming more challenging. Based on these premises, in the next Section, we propose to investigate the generalizability of our approach to identifying drivers of information operations,<sup>3</sup> which might employ a more sophisticated combination of human curation and automation [27].

### 6.3 Identification of Drivers of Information Operations

In this Section, we investigate whether the proposed approach can effectively identify entities involved in influence campaigns. According to Nwala et al. [27], we refer to these malicious entities as “drivers of information operations” (*IO drivers* for short). Specifically, we evaluate our approach’s effectiveness in detecting IO drivers involved in discussions related to the 2020 U.S. Presidential election on Twitter. To conduct our analysis, we use the dataset made available by Chen et al. [61], which includes tweets that mention specific election-related keywords. We identify IO drivers in this dataset by consulting the list of accounts involved in state-linked information operations released by Twitter [25].

The rationale behind interleaving these two data sources is twofold. First, we are interested in observing orchestrated interference campaigns originating from different countries, similar to Russian meddling in the 2016 U.S. election. As shown in Figure 7, we uncovered influence efforts from a large set of information operations, with the majority of IO drivers operating in campaigns linked to Iran, Cuba, and Uganda. Notably, although these accounts originate from different countries, they almost exclusively share content in English, with 90% of their tweets being in English. Second, Twitter datasets include only messages shared by IO drivers during their lifespan on Twitter, which requires collecting another dataset to produce the negative class. This, in turn, may introduce biases in the data collection, primarily due to the selection of organic users and their potentially diverse activity on Twitter. Additionally, Twitter data only incorporates IO drivers’ *active online activities*, whereas our methodology leverages the feedback received by these accounts (*passive online activities*). However, as these accounts have been suspended from Twitter, it is now impossible to collect organic users’ interactions with IO drivers. Overall, the proposed study case represents a more challenging scenario with respect to the detection of IO drivers using Twitter data, as we do not benefit from the whole

<sup>3</sup><https://help.twitter.com/en/rules-and-policies/platform-manipulation>

Metric	Behavioral Approaches		Linguistic Approaches	
	Troll Score-based	IRL-based [45]	Addawood et al. [43]	Im et al. [38]
Accuracy	<b>79.5</b>	75.6	93.4	91.5
AUC	<b>80.1</b>	81.8	98.3	96.9
Precision	<b>83.4</b>	76.9	92.0	90.8
Recall	<b>81.4</b>	73.4	90.0	88.1
F1-Score	<b>81.6</b>	74.8	90.9	89.2

Table 4: Comparison between behavioral and linguistic approaches for the identification of IO drivers

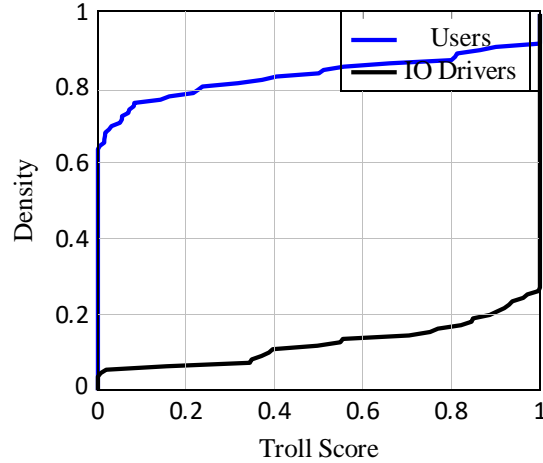
history of IO drivers’ sharing activity on Twitter, but we can only observe their actions and received interactions during the 2020 U.S. election.

Similarly to the previous study case, we select accounts involved in at least 10 active and passive online activities. We find 145 IO driver accounts that we aim to classify against a set of 400 randomly selected organic users. We generated trajectories considering  $L = 100$ , which lead to a total of 2479 organic users’ trajectories, and 900 IO drivers’ trajectories. By following our approach, we perform a classification of the two classes of accounts, whose results are reported in Table 4. Our approach achieves promising performance, with an AUC of 81.8%, confirming its capability and potential to generalize to different drivers of influence campaigns operating in various countries. It is worth noting that also in this challenging scenario, our proposed methodology outperforms the other behavioral approach [45] in terms of precision, recall, and F1-Score, and it approaches linguistic approaches without accessing any form of content shared in users’ messages.

Finally, Figure 8 displays the Troll Score of the analyzed users and IO drivers. It can be observed that our approach clearly identifies about 70% of users and IO driver accounts that have a Troll Score of 0 and 1, respectively. However, the remaining fractions of IO drivers and users are more difficult to distinguish, leading to a natural trade-off between true and false positive rates. It is worth noting that our threshold can be adjusted to build a more conservative model and minimize inaccurate classifications of organic users. This is particularly important to reduce social media providers’ overhead in the case of misclassification, which may result in moderation intervention such as suspension or ban. Moreover, the different patterns in Figure 8 compared to Figure 4 may reflect an evolution in behaviors in organic users’ activity and IO drivers’ deceptive actions, including coordinated strategies and automation.

## 7 Conclusion

In this paper, we focused on the detection of troll activity on Twitter during the 2016 U.S. election. We proposed a novel two-step approach for the detection of troll accounts. The first step, based on an LSTM neural network, classified sequences of online activities modeled in terms of state-action pairs into either troll or user activity. In the second step, we exploited the classified sequences to compute a metric called the “Troll Score”, which measures the extent to which an account behaves like a troll. Results show that our approach identified account sequences with an AUC of nearly 99%, and accordingly, classified troll and user accounts with an AUC of 91%, outperforming existing baseline approaches. We then observed the Troll Scores of user and troll accounts. As expected, most trolls have a high Troll Score (most of their trajectories are classified as troll activity), and most users show a low Troll Score (most of their trajectories are classified as user activity). Results also show that a small fraction of trolls has a low Troll Score, suggesting that their activity resembles organic users’ behavior. To examine this finding in more detail, we analyzed the activity of trolls and users based on their visited state-action pairs. Our analysis shows that three distinct behavioral clusters separate the various accounts, where every cluster is populated by both trolls and users. Interestingly, trolls of a specific cluster (less populated) have a relatively lower Troll Score than trolls of other clusters, suggesting that this specific set of trolls behave more similarly to organic users than other trolls. Finally, we tested our approach in a different context with the objective of understanding whether our proposed methodology can generalize to other scenarios and deceptive, coordinated activities. Specifically, we evaluated our approach considering the identification of accounts driving information operations during the 2020 U.S. election discussion on Twitter. Results reveal that while the nature of the drivers of these campaigns might vary, including automation, our methodology is capable of identifying their activity and producing promising classification results, which will be further validated in our future endeavors.

Figure 8: Troll Score CDF of users and IO drivers with  $L = 100$ 

## Acknowledgements

The authors gratefully acknowledge support by the Swiss National Science Foundation through the Sinergia project (CRSII5\_209250) *Call for Regulation support In Social Media* (CARISMA) and the SPARK project *Detecting Troll Activity in Online Social Networks* (CRSK-2\_195707).

## References

- [1] Luca Luceri, Stefano Cresci, and Silvia Giordano. Social media against society. *The Internet and the 2020 Campaign*, page 1, 2021.
- [2] Jessikka Aro. The cyberspace war: propaganda and trolling as warfare tools. *European view*, 15(1):121–132, 2016.
- [3] Fabiana Zollo, Petra Kralj Novak, Michela Del Vicario, Alessandro Bessi, Igor Mozetič, Antonio Scala, Guido Caldarelli, and Walter Quattrociocchi. Emotional dynamics in the age of misinformation. *PloS one*, 10(9):e0138740, 2015.
- [4] Eli Pariser. *The filter bubble: What the Internet is hiding from you*. Penguin UK, 2011.
- [5] Luca Luceri, Felipe Cardoso, and Silvia Giordano. Down the bot hole: Actionable insights from a one-year analysis of bot activity on twitter. *First Monday*, 2021.
- [6] Francesco Pierri, Brea L Perry, Matthew R DeVerna, Kai-Cheng Yang, Alessandro Flammini, Filippo Menczer, and John Bryden. Online misinformation is linked to early covid-19 vaccination hesitancy and refusal. *Scientific reports*, 12(1):1–7, 2022.
- [7] Emilio Ferrara. "manipulation and abuse on social media" by emilio ferrara with ching-man au yeung as coordinator. *ACM SIGWEB Newsletter*, (Spring):1–9, 2015.
- [8] Emilio Ferrara, Stefano Cresci, and Luca Luceri. Misinformation, manipulation, and abuse on social media in the era of covid-19. *Journal of Computational Social Science*, 3(2):271–277, 2020.
- [9] The Lancet Infectious Diseases. The covid-19 infodemic. *The Lancet. Infectious Diseases*, 20(8):875, 2020.
- [10] Zhiwen Hu, Zhongliang Yang, Qi Li, and An Zhang. The covid-19 infodemic: infodemiology study analyzing stigmatizing search terms. *Journal of medical Internet research*, 22(11):e22639, 2020.
- [11] Gianluca Nogara, Padinjaredath Suresh Vishnuprasad, Felipe Cardoso, Omran Ayoub, Silvia Giordano, and Luca Luceri. The disinformation dozen: An exploratory analysis of covid-19 disinformation proliferation on twitter. In *14th ACM Web Science Conference 2022*, pages 348–358, 2022.
- [12] Francesco Pierri, Matthew R DeVerna, Kai-Cheng Yang, David Axelrod, John Bryden, and Filippo Menczer. One year of covid-19 vaccine misinformation on twitter. *arXiv preprint arXiv:2209.01675*, 2022.
- [13] Emily L Wang, Luca Luceri, Francesco Pierri, and Emilio Ferrara. Identifying and characterizing behavioral classes of radicalization within the qanon conspiracy on twitter. *arXiv preprint arXiv:2209.09339*, 2022.

- [14] Vishnuprasad Padinjaredath Suresh, Gianluca Nogara, Felipe Cardoso, Stefano Cresci, Silvia Giordano, and Luca Luceri. Tracking fringe and coordinated activity on twitter leading up to the us capitol attack. *arXiv preprint arXiv:2302.04450*, 2023.
- [15] Shruti Phadke, Mattia Samory, and Tanushree Mitra. Pathways through conspiracy: the evolution of conspiracy radicalization through engagement in online conspiracy discussions. In *Proceedings of the International AAAI Conference on Web and Social Media*, volume 16, pages 770–781, 2022.
- [16] Jon-Patrick Allem, Emilio Ferrara, Sree Priyanka Uppu, Tess Boley Cruz, and Jennifer B Unger. E-cigarette surveillance with social media data: social bots, emerging topics, and trends. *JMIR public health and surveillance*, 3(4):e8641, 2017.
- [17] Michela Del Vicario, Gianna Vivaldo, Alessandro Bessi, Fabiana Zollo, Antonio Scala, Guido Caldarelli, and Walter Quattrociocchi. Echo chambers: Emotional contagion and group polarization on facebook. *Scientific reports*, 6(1):1–12, 2016.
- [18] Antonis Matakos, Evimaria Terzi, and Panayiotis Tsaparas. Measuring and moderating opinion polarization in social networks. *Data Mining and Knowledge Discovery*, 31(5):1480–1505, 2017.
- [19] Soroush Vosoughi, Deb Roy, and Sinan Aral. The spread of true and false news online. *Science*, 359(6380):1146–1151, 2018.
- [20] Panagiotis T Metaxas and Eni Mustafaraj. Social media and the elections. *Science*, 338(6106):472–473, 2012.
- [21] Oliver Carroll. St. petersburg troll farm had 90 dedicated staff working to influence us election campaign. *The Independent*, 2017.
- [22] Ben Popken. Twitter deleted russian troll tweets. so we published more than 200,000 of them. *NBC News*, 14, 2018.
- [23] Robert S Mueller. *The Mueller report: Report on the investigation into Russian interference in the 2016 presidential election*. WSBLD, 2019.
- [24] Jesse Lopez and D Sunshine Hillygus. Why so serious?: Survey trolls and misinformation. *Why So Serious*, 2018.
- [25] Vijaya Gadde and Kayvon Beykpour. Additional steps we’re taking ahead of the 2020 us election. *Social Media. Twitter*, 2020.
- [26] Meysam Alizadeh, Jacob N Shapiro, Cody Buntain, and Joshua A Tucker. Content-based features predict social media influence operations. *Science advances*, 6(30):eabb5824, 2020.
- [27] Alexander C Nwala, Alessandro Flammini, and Filippo Menczer. A general language for modeling social media account behavior. *arXiv preprint arXiv:2211.00639*, 2022.
- [28] Francesco Pierri, Luca Luceri, and Emilio Ferrara. How does twitter account moderation work? dynamics of account creation and suspension during major geopolitical events. *arXiv preprint arXiv:2209.07614*, 2022.
- [29] Luca Luceri, Ashok Deb, Silvia Giordano, and Emilio Ferrara. Evolution of bot and human behavior during elections. *First Monday*, 2019.
- [30] Sneha Kudugunta and Emilio Ferrara. Deep neural networks for bot detection. *Information Sciences*, 467:312–322, 2018.
- [31] Emilio Ferrara, Onur Varol, Clayton Davis, Filippo Menczer, and Alessandro Flammini. The rise of social bots. *Communications of the ACM*, 59(7):96–104, 2016.
- [32] Michele Mazza, Stefano Cresci, Marco Avvenuti, Walter Quattrociocchi, and Maurizio Tesconi. Rtbust: Exploiting temporal patterns for botnet detection on twitter. In *Proceedings of the 10th ACM conference on web science*, pages 183–192, 2019.
- [33] Nikan Chavoshi, Hossein Hamooni, and Abdullah Mueen. Debot: Twitter bot detection via warped correlation. In *Icdm*, pages 817–822, 2016.
- [34] Abbas Abou Daya, Mohammad A Salahuddin, Noura Limam, and Raouf Boutaba. A graph-based machine learning approach for bot detection. In *2019 IFIP/IEEE Symposium on Integrated Network and Service Management (IM)*, pages 144–152. IEEE, 2019.
- [35] Stefano Cresci, Roberto Di Pietro, Marinella Petrocchi, Angelo Spognardi, and Maurizio Tesconi. Social fingerprinting: detection of spambot groups through dna-inspired behavioral modeling. *IEEE Transactions on Dependable and Secure Computing*, 15(4):561–576, 2017.
- [36] Emilio Ferrara. Twitter spam and false accounts prevalence, detection and characterization: A survey. *arXiv preprint arXiv:2211.05913*, 2022.

- [37] Savvas Zannettou, Tristan Caulfield, William Setzer, Michael Sirivianos, Gianluca Stringhini, and Jeremy Blackburn. Who let the trolls out? towards understanding state-sponsored trolls. In *Proceedings of the 10th acm conference on web science*, pages 353–362, 2019.
- [38] Jane Im, Eshwar Chandrasekharan, Jackson Sargent, Paige Lighthammer, Taylor Denby, Ankit Bhargava, Libby Hemphill, David Jurgens, and Eric Gilbert. Still out there: Modeling and identifying russian troll accounts on twitter. In *12th ACM Conference on Web Science*, pages 1–10, 2020.
- [39] Adam Badawy, Aseel Addawood, Kristina Lerman, and Emilio Ferrara. Characterizing the 2016 russian ira influence campaign. *Social Network Analysis and Mining*, 9(1):1–11, 2019.
- [40] Saleh Alhazbi. Behavior-based machine learning approaches to identify state-sponsored trolls on twitter. *IEEE Access*, 8:195132–195141, 2020.
- [41] Mohammad Hammas Saeed, Shiza Ali, Jeremy Blackburn, Emiliano De Cristofaro, Savvas Zannettou, and Gianluca Stringhini. Trollmagnifier: Detecting state-sponsored troll accounts on reddit. *arXiv preprint arXiv:2112.00443*, 2021.
- [42] Michele Mazza, Marco Avvenuti, Stefano Cresci, and Maurizio Tesconi. Investigating the difference between trolls, social bots, and humans on twitter. *Computer Communications*, 2022.
- [43] Aseel Addawood, Adam Badawy, Kristina Lerman, and Emilio Ferrara. Linguistic cues to deception: Identifying political trolls on social media. In *Proceedings of the international AAAI conference on web and social media*, volume 13, pages 15–25, 2019.
- [44] Peter Jachim, Filipo Sharevski, and Paige Treebridge. Trollhunter [evader]: Automated detection [evasion] of twitter trolls during the covid-19 pandemic. In *New Security Paradigms Workshop 2020*, pages 59–75, 2020.
- [45] Luca Luceri, Silvia Giordano, and Emilio Ferrara. Detecting troll behavior via inverse reinforcement learning: A case study of russian trolls in the 2016 us election. In *Proceedings of the International AAAI Conference on Web and Social Media*, volume 14, pages 417–427, 2020.
- [46] D Frommer. Twitter’s list of 2,752 russian trolls, 2019.
- [47] Henry Weller and Jeffrey Woo. Identifying russian trolls on reddit with deep learning and bert word embeddings, 2019.
- [48] Thomas Vanhove, Philip Leroux, Tim Wauters, and Filip De Turck. Towards the design of a platform for abuse detection in osns using multimedial data analysis. In *2013 IFIP/IEEE International Symposium on Integrated Network Management (IM 2013)*, pages 1195–1198. IEEE, 2013.
- [49] Erik Valldor, KG Stenborg, and D Gustavsson. Firearm detection in social media images. In *Swedish Symposium on Deep Learning*, 2018.
- [50] Dongwoo Kim, Timothy Graham, Zimin Wan, and Marian-Andrei Rizoiu. Analysing user identity via time-sensitive semantic edit distance (t-sed): a case study of russian trolls on twitter. *Journal of Computational Social Science*, 2(2):331–351, 2019.
- [51] Gang Wang, Xinyi Zhang, Shiliang Tang, Haitao Zheng, and Ben Y Zhao. Unsupervised clickstream clustering for user behavior analysis. In *Proceedings of the 2016 CHI conference on human factors in computing systems*, pages 225–236, 2016.
- [52] Panagiotis Metaxas, Eni Mustafaraj, Kily Wong, Laura Zeng, Megan O’Keefe, and Samantha Finn. What do retweets indicate? results from user survey and meta-review of research. In *Proceedings of the International AAAI Conference on Web and Social Media*, volume 9, 2015.
- [53] Massimo Stella, Emilio Ferrara, and Manlio De Domenico. Bots increase exposure to negative and inflammatory content in online social systems. *Proceedings of the National Academy of Sciences*, 115(49):12435–12440, 2018.
- [54] Alessandro Bessi and Emilio Ferrara. Social bots distort the 2016 us presidential election online discussion. *First monday*, 21(11-7), 2016.
- [55] Nitish Srivastava, Geoffrey Hinton, Alex Krizhevsky, Ilya Sutskever, and Ruslan Salakhutdinov. Dropout: a simple way to prevent neural networks from overfitting. *The journal of machine learning research*, 15(1):1929–1958, 2014.
- [56] Michael A Nielsen. *Neural networks and deep learning*, volume 25. Determination press San Francisco, CA, 2015.
- [57] Xu-Ying Liu, Jianxin Wu, and Zhi-Hua Zhou. Exploratory undersampling for class-imbalance learning. *IEEE Transactions on Systems, Man, and Cybernetics, Part B (Cybernetics)*, 39(2):539–550, 2008.

- [58] Chris Drummond. Class imbalance and cost sensitivity: Why undersampling beats oversampling. In *ICML-KDD 2003 Workshop: Learning from Imbalanced Datasets*, volume 3, 2003.
- [59] Tania Ionin, Maria Luisa Zubizarreta, and Salvador Bautista Maldonado. Sources of linguistic knowledge in the second language acquisition of english articles. *Lingua*, 118(4):554–576, 2008.
- [60] Garrett Nicolai and Grzegorz Kondrak. Does the phonology of l1 show up in l2 texts? In *Proceedings of the 52nd Annual Meeting of the Association for Computational Linguistics (Volume 2: Short Papers)*, pages 854–859, 2014.
- [61] Emily Chen, Ashok Deb, and Emilio Ferrara. # election2020: the first public twitter dataset on the 2020 us presidential election. *Journal of Computational Social Science*, pages 1–18, 2021.