

# Towards Summary Candidates Fusion

Mathieu Ravaut<sup>♣</sup>◇, Shafiq Joty<sup>♣♣</sup>, Nancy F. Chen<sup>◇</sup>

♣ Nanyang Technological University, Singapore

◇ Institute of Infocomm Research (I<sup>2</sup>R), A\*STAR, Singapore

♣ Salesforce Research

{mathieuj001@e.ntu, srjoty@ntu}.edu.sg

nfychen@i2r.a-star.edu.sg

## Abstract

Sequence-to-sequence deep neural models fine-tuned for abstractive summarization can achieve great performance on datasets with enough human annotations. Yet, it has been shown that they have not reached their full potential, with a wide gap between the top beam search output and the *oracle* beam. Recently, re-ranking methods have been proposed, to learn to select a better summary candidate. However, such methods are limited by the summary quality aspects captured by the first-stage candidates. To bypass this limitation, we propose a new paradigm in second-stage abstractive summarization called SummaFusion that fuses several summary candidates to produce a novel abstractive *second-stage* summary. Our method works well on several summarization datasets, improving both the ROUGE scores and qualitative properties of fused summaries. It is especially good when the candidates to fuse are worse, such as in the few-shot setup where we set a new state-of-the-art. We will make our code and checkpoints available at <https://github.com/ntunlp/SummaFusion/>.

## 1 Introduction

Leading abstractive summarization methods typically rely on transfer learning and the *pre-train-then-finetune* paradigm. In this approach, a deep sequence-to-sequence neural model is first pre-trained on a very large text corpus, either with a general-purpose text generation objective like *masked span generation* as in T5 (Raffel et al., 2019), BART (Lewis et al., 2020) and ProphetNet (Qi et al., 2021), or with a pre-training objective specific to summarization as in PEGASUS (Zhang et al., 2020) and TED (Yang et al., 2020). Then, the model is fine-tuned on the downstream summarization dataset(s) of interest, which can have a wildly varying amount of human labels, from a few thousands to hundreds of thousands.

---

### Source document:

this happen yesterday afternoon. i been trying to dual boot mac os and windows on my wife's macbook pro. it's a late 2011 model so support from apple is almost nonexistent which is great when they wanted to charge me chat with them. i convinced them to a free chat and learned that apparently my hardware is to out dated to have boot camp make a bootable usb. boot camp assistant on this macbook only does cd iso img.

...

3: delete the wrong hard drive part and corrupt the hard drive and have to re format the whole computer and lose every file that was saved on her computer since 2011. i got yelled at for a good hour. i knew it was my fault but at the same time... how in the world have you not backed your things in 4 years!

---

### Summary candidates (PEGASUS with diverse beam search):

1: got yelled at for 4 years.

2: i tried to back up my wife's files on her macbook pro and ended up deleting 4 years worth of data.

3: tried to back up my wife's files on her macbook pro and ended up deleting 4 years worth of data.

4: got yelled at by a bunch of people because i backed up my wife's files.

5: i was trying to back up my wife's files on her macbook pro when i accidentally backed it up.

6: my wife has been using a late 2011 model for 4 years.

7: 04/21/2019: fired because i backed up my wife's files on her computer since 2011

8: decided to make a bootable usb on my windows desktop and accidentally backed up my wife's files for 4 years.

9 got yelled at for 4 hours by a bunch of people because i backed up my wife's files.

10: got yelled at for 4 years. went to town to get rid of any doubt.

11: i backed up my wife's files on her macbook pro and now she's going to lose all her files.

12: i tried to back up my wife's files but ended up deleting 4 years worth of data.

13: truck driver: i backed up my wife's data for 4 years.

14: tried to back up my wife's files and ended up deleting her entire computer.

15: fired because i backed up my wife's data without realizing it.

---

### SummaFusion summary:

tried to dual boot my wife's macbook pro *with boot camp assistant* and ended up deleting 4 years worth of data.

---

### Ground truth summary:

tried to install windows on macbook and ended up erasing everything without backing up and losing 4 years of my wife's work.

---

Table 1: **Qualitative sample from the Reddit TIFU dataset.** Words in the summary from our SummaFusion model which are not in the source document are underlined, and those which are not among any of the first-stage candidates are in italic.

Sequence-to-sequence models are typically fine-tuned for generation tasks such as summarization with maximum likelihood estimation (MLE): the model is taught to predict only the ground-truth summary given the source, while all other potential good summary alternatives are not considered. This is not ideal since for a subjective task like summarization, there can be several, or even *many* satisfying outputs. Besides, at training time, teacher forcing is used (Williams and Zipser, 1989) where the decoder is conditioned on the previous ground truth tokens, while at inference, the model predicts the output sequence auto-regressively by conditioning on its own previous outputs. Once again, this procedure is not ideal as training and inference present a discrepancy known as *exposure bias*

(Bengio et al., 2015). Moreover, generation of the most probable sequence becomes intractable due to a large vocabulary size, and typically a decoding method is used to approximate the best summary. Beam search (Reddy, 1977) has been a common choice for decoding, but other methods such as nucleus sampling (Holtzman et al., 2019) are gaining traction as potential alternatives, usually with a focus on diversity in the generation.

When decoding the summary, the decoding method keeps track of several hypotheses, before outputting a single one and discarding the others. An *oracle* is defined as the summary candidate from the pool of hypotheses which maximizes the metric of choice (e.g. ROUGE (Lin, 2004)) when evaluated against the target. As observed by several recent studies (Liu and Liu, 2021; Ravaut et al., 2022), the discrepancies between training and inference together with the approximate decoding lead to models not being utilized to their full capacity. As a consequence, there is a wide gap between the top candidate and the oracle performance. For instance, (Ravaut et al., 2022) report a 10.07 ROUGE-1 points difference between the top beam and the diverse beam search oracle on CNN/DM. This motivates second-stage methods to learn to select a better candidate with having access to a more global context, free from the autoregressive constraint which restricts access to only previous context. Summarizing in multiple stages is arguably also closer to how humans compose a summary (Cao et al., 2018).

Existing second-stage summarization methods design a training objective to improve candidate selection among first-stage candidates, either through a new model (Ravaut et al., 2022), or re-using the first-stage model (Liu et al., 2022b). However, sticking to first-stage candidates may not be ideal as they are bounded by the quality of the first-stage model. Despite the oracle average results being high, its variance is very high too (see Appendix A Table 11), and in some cases all candidates are sub-optimal. Alternative decoding methods to beam search, while generating more diverse summaries, do not solve the issue as high diversity among candidates usually means loss in performance in the output candidate (Narayan et al., 2022).

To bypass these limitations, in this work we propose *SummaFusion*, an *abstractive* second-stage summarization model. Re-using both the source and first-stage summary candidates, SummaFusion

generates a new summary from scratch, in an *abstractive* manner. It produces summary candidates which are closer to the ground-truth ones, resulting in relative ROUGE improvements of up to 17.98% across three very *abstractive* benchmarks. The model is flexible and can adjust to varying number of summary candidates. Besides, fused summaries present several interesting properties such as being *abstractive* with regards to both the source and the set of first-stage candidates, more fluent and more factually consistent. It performs well especially on lower-quality pools of summary candidates, where one needs a second-stage summarizer the most. For instance, this happens often in few-shot scenarios, where the first-stage model generally lacks enough supervision in order to learn to produce good summaries. To get a glimpse of our model behavior, we refer the reader to the example in Table 1, where the fused summary is much better than all candidates.

Our contributions in this paper are the following:

- We introduce summary candidates fusion, a novel approach to second-stage summarization.
- We demonstrate the fixing behavior of our SummaFusion: it is designed for very *abstractive* summarization tasks, and works better on difficult data points for the base model, as well as in few-shot setups. In these cases, it dramatically drives up the ROUGE of the base model.
- We conduct a thorough qualitative analysis, and assess that SummaFusion indeed generates summaries deemed better according to humans.

## 2 Related Work

Second-stage methods have recently enabled strong progress in the state-of-the-art of *abstractive* summarization research. GSum (Dou et al., 2021) uses additional discrete guidance signal such as salient sentences predicted by an extractive model to better guide the *abstractive* system. While *abstractive* summarization models are trained to maximize MLE at the token-level, second-stage methods usually work at the sequence-level. ConSum (Sun and Li, 2021) and SeqCo (Xu et al., 2021) fine-tune the model with a different, contrastive loss to assign more confidence to higher-quality summary candidates. RefSum (Liu et al., 2021) uses meta-learning to re-rank summary candidates produced by several base systems. SummaReranker (Ravaut et al., 2022) and SimCLS (Liu and Liu, 2021) train a RoBERTa to re-rank candidates, the former with multi-label binary cross-entropy, the latter with con-

trastive learning and a ranking loss. BRIO (Liu et al., 2022b) re-uses the base model for a second-round of fine-tuning with both the cross-entropy loss and a candidate-level ranking loss.

Existing fusion work in summarization focuses on sentence fusion. Fusing several sentences for the purpose of summarization was first proposed by Barzilay and McKeown (2005), paving the way for more abstractive summaries. Weiss et al. (2021) later proposed a much larger dataset for sentence fusion in multi-document abstractive summarization, driving up model performance. Through a thorough human evaluation, Lebanoff et al. (2019) ask annotators to label which type of fusion of sentences is taking place while also rating the sentence properties for sentences generated by several abstractive systems. In a follow-up work (Lebanoff et al., 2020b), the authors build a Transformer model (Vaswani et al., 2017) enriched with sentence structure information for the explicit goal of fusing sentences, and evaluate the model on a dataset dedicated to sentence fusion. The same authors also introduce a cascade model (Lebanoff et al., 2020a) for abstractive summarization which contains a fusion mechanism based on combining highlighted phrases of the source text.

To the best of our knowledge, there is no method yet to fuse or combine in an abstractive manner *entire* summary candidates (not just sentences).

### 3 Model

If  $\mathbf{x}_i$  is a source document and  $\mathbf{y}_i$  its associated target summary,  $B$  is the first stage model generating  $m$  candidates  $\mathbb{C}_i = \{C_1, \dots, C_m\}$ , the second-stage fusion model  $\theta$  is trained to maximize the likelihood of the target given  $\mathbf{x}_i$  and  $\mathbb{C}_i$ :

$$\hat{\theta} = \arg \max_{\theta} \log p_{\theta}(\mathbf{y}_i | \mathbf{x}_i, \mathbb{C}_i) \quad (1)$$

where the joint distribution over the target tokens  $p(\mathbf{y}_i | \mathbf{x}_i, \mathbb{C}_i; \theta)$  is modeled as auto-regressive generation with the following cross-entropy loss for a target summary  $\mathbf{y}_i = (y_1, \dots, y_l)$  of length  $l$ :

$$\mathcal{L}_{\text{gen}} = - \sum_{j=1}^l \log p_{\theta}(y_j | y_1, \dots, y_{j-1}, \mathbf{x}_i, \mathbb{C}_i) \quad (2)$$

This formulation is essentially the same as the one typically used to train the base model  $B$ : auto-regressive cross-entropy loss with teacher forcing. The only difference is that in the second stage, the

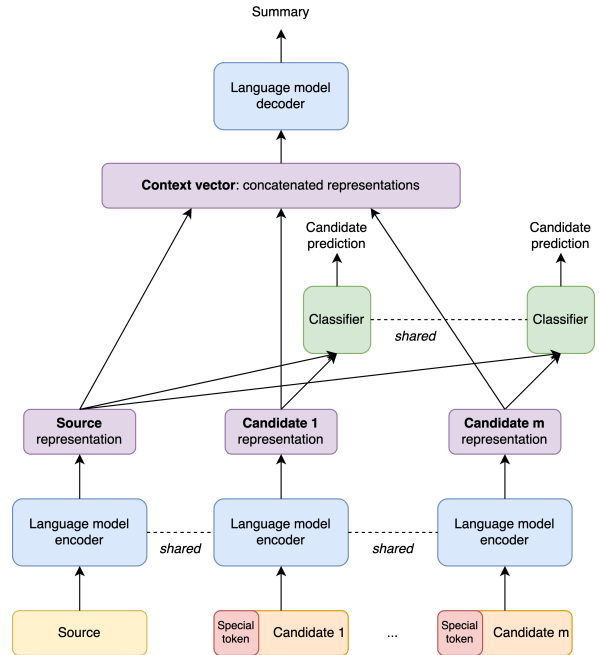


Figure 1: **SummaFusion model architecture.** SummaFusion encodes the source and each of the  $m$  summary candidates separately, then concatenate their representations on the sequence dimension before decoding.

model can also condition on the first stage candidates  $\mathbb{C}_i$  on top of the source  $\mathbf{x}_i$ . Fig. 1 shows the overall architecture of our fusion model.

#### 3.1 Fusing Source and Summary Candidates

Knowing that among the pool of first-stage summary candidates, some are of high quality, we give the fusion model access to the entire set  $\mathbb{C}_i$ . At the same time, to enable the model to deviate from the candidates if needed, we also condition on the source  $\mathbf{x}_i$ . We first encode the source  $\mathbf{x}_i$  and each candidate  $C_k \in \mathbb{C}_i$  separately with the encoder:

$$\mathbf{z}_{\mathbf{x}_i} = \theta_{\text{enc}}(\mathbf{x}_i); \quad \mathbf{z}_{C_k} = \theta_{\text{enc}}(C_k) \quad (3)$$

We then concatenate all these token-level representations from the encoder on the *sequence* dimension, resulting in a unique, long context vector:

$$\mathbf{z}_i = \text{concat}(\mathbf{z}_{\mathbf{x}_i}, \mathbf{z}_{C_1}, \dots, \mathbf{z}_{C_m}) \quad (4)$$

Finally, the decoder performs cross-attention on  $\mathbf{z}_i$  to generate the output token probabilities:

$$p_{\theta}(\mathbf{y}_i | \mathbf{x}_i, \mathbb{C}_i) = \theta_{\text{dec}}(\mathbf{z}_i) \quad (5)$$

Our approach of concatenating after encoding is inspired by the Fusion-in-Decoder method (Izacard and Grave, 2021), which is more suited to our problem than concatenating before encoding.

Dataset	Domain	# Data points			# Words		# Tokens		Compression ratio (%)	Abstractiveness (%)		
		Train	Val	Test	Doc.	Summ.	Doc.	Summ.		1-grams	2-grams	3-grams
XSum	News	204045	11332	11334	414.51	22.96	456.96	26.01	5.27	33.98	83.33	95.52
Reddit TIFU	Social media	33704	4213	4222	385.59	20.59	466.44	25.99	6.55	28.78	77.63	92.73
SAMSum	Dialogue	14732	818	819	123.72	23.39	133.07	25.66	23.77	33.88	79.02	90.10

Table 2: **Statistics** on the datasets that we used for experiments. Tokens counts are calculated based on PEGASUS tokenization. Compression ratio is defined as the ratio between the number of sentences in the summary and the number of sentences in the source.

Indeed, if we note  $n$  the source length and  $l$  the summary length, the complexity of the self-attention when concatenating before would be:  $\mathcal{O}((n + m.l)^2 + n.l + l^2)$ , while with our approach, it becomes:  $\mathcal{O}(n^2 + m.l^2 + (n + m.l).l + l^2)$ . Knowing that in summarization, we have  $l \ll n$ , concatenating after is less computationally expensive. Besides, self-attention between summary candidates does not yield any additional value in our problem while being computationally expensive.

### 3.2 Candidate-level Information

Summary candidates  $C_1, \dots, C_m$  are initially ordered following their diverse beam search order (by group, and then log-probability within each group). To enrich the model with this ranking information, we append a special token  $[C_k]$  in front of the  $k$ -th candidate  $C_k$ . When concatenating the representations, this also gives the model information on where each summary candidate representation starts.

To further make the model aware of the quality of each summary candidate, we also add a classification component. Given a candidate  $C_k$  and a summary evaluation metric  $\mu$  (e.g. ROUGE (Lin, 2004)), the model has to predict whether  $C_k$  is maximizing  $\mu$  among the summary candidates in  $\mathbb{C}_i$ . We frame this as a binary classification problem and the associated binary cross-entropy loss is:

$$\mathcal{L}_{\text{cls}}^\mu = \sum_{k=1}^m -z_k^\mu \log p_\theta(C_k) - (1 - z_k^\mu) \log(1 - p_\theta(C_k)) \quad (6)$$

where  $z_k^\mu$  is 1 if the candidate  $C_k$  maximizes the metric  $\mu$ , 0 otherwise, and  $p_\theta(C_k)$  is the probability predicted by the model that the candidate is positive. Following SummaReranker (Ravaut et al., 2022), we use a multi-label approach and train the classification model jointly for  $\mathcal{M} = \{\mu_1, \dots, \mu_M\}$  several metrics, and we also condition on the source representation as input to the classifier (concatenated with the candidate representation). The final classification loss is:

$$\mathcal{L}_{\text{cls}} = \frac{1}{M} \sum_{\mu_m \in \mathcal{M}} \mathcal{L}_{\text{cls}}^{\mu_m} \quad (7)$$

In practice, we use metrics  $\mathcal{M} = \{\text{ROUGE-1, ROUGE-2, ROUGE-L}\}$ .

Our final model loss is a combination of both the generation and classification losses:

$$\mathcal{L} = \mathcal{L}_{\text{gen}} + \lambda \cdot \mathcal{L}_{\text{cls}} \quad (8)$$

where  $\lambda$  is hyper-parameter to be tuned on the validation set.

### 3.3 Input Dropout

Our model has access to several information streams at once. To make it robust and not only learn to rely on a single channel (for instance, only the source document), we use input dropout (Provilkov et al., 2020). We use two variants of input dropout during training as follows:

- **Source dropout:** To prevent the model from solely relying on source, we replace the source  $x_i$  with a placeholder token with probability  $p_{\text{src}}$ .
- **Candidates dropout:** We subsample with uniform probability  $k \in \{2, \dots, m\}$  summary candidates to keep, replacing the other  $m - k$  by placeholder tokens. This stops the model from only copying the summary candidate from a fixed position (for instance, the top beam).

## 4 Experimental Settings

### 4.1 Abstractive Summarization Tasks

We apply our SummaFusion to three popular abstractive summarization datasets, each covering a different domain. Datasets were chosen for their high level of abstraction, and are as follows:

- **XSum** (Narayan et al., 2018) is the task of extreme summarization. It consists in news articles being compressed into highly-abstractive, single-sentence summaries. The dataset spans 227k articles from the BBC from 2010 to 2017.

Model	Stage	Candidates	XSum				Reddit TIFU				SAMSum			
			R-1	R-2	R-L	Gain (%)	R-1	R-2	R-L	Gain (%)	R-1	R-2	R-L	Gain (%)
PEGASUS (BS) (Zhang et al., 2020)	1	8	47.21	24.56	39.25	–	26.63	9.01	21.60	–	–	–	–	
PEGASUS (ours, BS)	1	15	47.33	24.75	39.43	–	26.28	9.01	21.52	–	52.04	27.53	43.54	
PEGASUS (ours, DBS)	1	15	46.78	23.77	38.70	–	25.67	8.07	20.97	–	51.35	26.89	42.65	
PEGASUS (ours, DBS) - random	1	15	42.95	19.64	34.14	-11.47	23.63	6.58	19.07	-9.94	46.49	19.60	41.44	
PEGASUS (ours, DBS) - oracle	1	15	56.76	34.46	50.18	29.42	35.94	14.42	30.24	47.30	62.74	39.07	58.54	
GSum (BART + MatchSum) (Dou et al., 2021)	2	–	45.40	21.89	36.67	–	–	–	–	–	–	–	–	
PEGASUS + ConSum (Sun and Li, 2021)	2	–	47.34	24.67	39.40	–	–	–	–	–	–	–	–	
BART + SeqCo (Xu et al., 2021)	2	–	45.65	22.41	37.04	–	–	–	–	–	–	–	–	
BART (DBS) + SimCLS (Liu and Liu, 2021)	2	16	47.61	24.57	39.44	–	–	–	–	–	–	–	–	
PEGASUS (BS) + SummaReranker* (Ravaut et al., 2022)	2	15	48.12	24.95	40.00	–	29.57	9.70	23.29	–	52.97	27.18	43.82	
PEGASUS (DBS) + SummaReranker* (Ravaut et al., 2022)	2	15	47.04	23.27	38.55	-0.37	28.71	8.73	22.79	10.07	52.05	26.17	42.57	
BART (DBS) + BRIO (Liu et al., 2022b)	2	16	<b>49.07</b>	<b>25.59</b>	<b>40.40</b>	–	–	–	–	–	–	–	–	
PEGASUS (ours, DBS) + SummaFusion-base	2	15	46.16	23.55	38.53	-0.93	27.52	9.01	22.23	7.40	51.61	26.53	43.09	
PEGASUS (ours, DBS) + SummaFusion-large	2	15	47.08	24.05	38.82	0.63	<b>30.08</b>	<b>10.48</b>	<b>23.99</b>	17.98	52.76	<b>28.24</b>	<b>43.98</b>	

Table 3: ROUGE **results** on the three datasets with PEGASUS base model. The first block shows performance from generated summaries after the first stage, while the second block corresponds to second-stage summarization models. **BS** denotes beam search, **DBS** is diverse beam search, and **R-1/2/L** means ROUGE-1/2/L. **Gain** is the relative gain over the mean of ROUGE-1, ROUGE-2 and ROUGE-L *from our own PEGASUS DBS baseline*. \* SummaReranker is trained on its recommended setup of a mix of beam search and diverse beam search summary candidates. Results in italic are not directly comparable, as they either involve accessing the target (oracle), or are obtained on a different split (Reddit).

- **Reddit TIFU** (Kim et al., 2019) corresponds to real-life stories written in the form of long blogs on the popular Reddit social media. It is made of 120k posts. As in other summarization papers (Zhang et al., 2020; Ravaut et al., 2022), we use the TIFU-long subset, containing 37k posts.
- **SAMSum** (Gliwa et al., 2019) is a dialogue summarization dataset containing 17k conversations. Compression ratio is significantly higher on this dataset, as the source conversations are short.

We excluded the popular CNN/DM dataset since it is highly extractive (Hermann et al., 2015; See et al., 2017). Detailed statistics on all our datasets can be found in Table 2. As seen, on each dataset, there is a high proportion of n-grams in summaries which are not found in the source, highlighting the very abstractive nature of these summarization tasks. To download datasets, we use HuggingFace *datasets* library (Lhoest et al., 2021).

## 4.2 Model Details

As base model  $B$ , we use PEGASUS (Zhang et al., 2020), a strong baseline on our selected datasets. To generate candidates, we use diverse beam search (Vijayakumar et al., 2016) with 15 beams, following (Ravaut et al., 2022). Diverse beam search is much more suited than beam search for our setup, due to the greater variety among the whole pool of candidates and consequently higher oracle performance (see Appendix A for oracle results).

For SummaFusion encoder and decoder, we use BART (Lewis et al., 2020) and experiment with both the *base* and the *large* versions, referred to as

*SummaFusion-base* and *SummaFusion-large*. Although re-using PEGASUS is technically feasible, we found that SummaFusion benefits from diverse models. We train SummaFusion in both full-shot and three few-shot setups (10-shot, 100-shot, and 1000-shot).

## 4.3 Training and Optimization

As a second-stage supervised method, SummaFusion suffers from the inherent train-test distribution mismatch. This means that one cannot train SummaFusion on outputs of the base model  $B$  on the training set, as the generated summaries would be of a different distribution than the generated summaries on the validation and test sets.<sup>1</sup> To alleviate this issue, we follow the 50-50 split approach used in SummaReranker (Ravaut et al., 2022). We split each training set in two equal halves, fine-tune  $B$  on each half and infer it on the other half, then train the fusion model on the concatenation of both inferred halves. At inference, we use the *transfer* approach and apply SummaFusion on candidates generated by another base model fine-tuned on the *entire* training set.

We follow XSum and SAMSum provided train:val:test splits, and use the same 80:10:10 split as (Ravaut et al., 2022) on Reddit TIFU. On XSum, we use fine-tuned PEGASUS checkpoints hosted by HuggingFace *transformers* library (Wolf et al., 2020). On the other two datasets, we fine-tune our own PEGASUS, starting with the pre-

<sup>1</sup>Since  $B$  is trained on the same training set, the generated summaries on this set are expected to be of higher quality than the ones on the unseen validation/test sets.

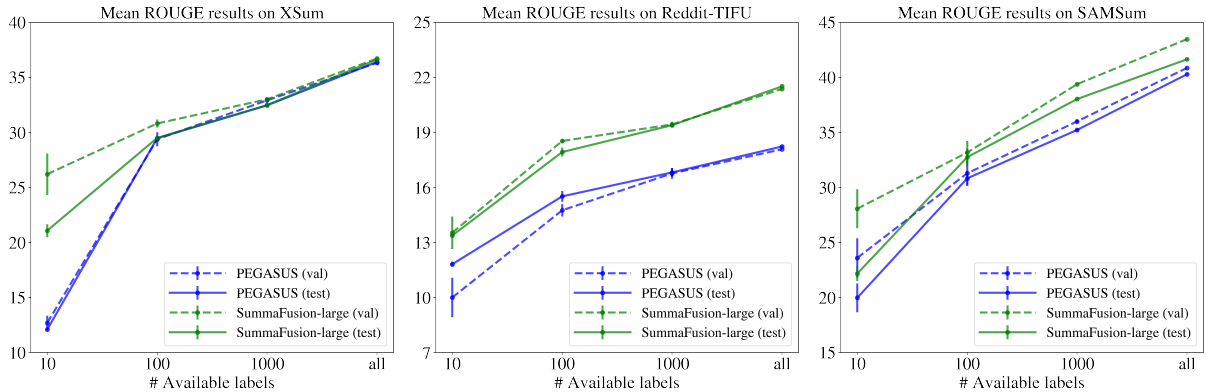


Figure 2: **Few-shot ROUGE results** on the three datasets. Vertical bars on the dots represent standard deviation over the random seeds. Results on "all" available correspond to full-dataset fine-tuning (see Table 3). Dashed lines correspond to validation results, and full lines to test set results.

trained checkpoint shared on *transformers*. Hyper-parameters used for fine-tuning the base PEGASUS can be found in the Appendix B Table 13, and Table 14 for summary generation hyper-parameters.

We initialize SummaFusion backbone BART with the pre-trained checkpoint from (Wolf et al., 2020). To optimize the model, we train for 5 epochs with Adam optimizer (Kingma and Ba, 2014) and a constant learning rate of  $2e-5$ . We found  $\lambda = 1.0$  to work well and used it in all the results we report. We generate SummaFusion summaries with beam search using beam width 10. Detailed SummaFusion fine-tuning hyper-parameters are in Appendix C.

In the few-shot setups, we use three random seeds, and for each seed sample randomly a training set and a validation set each of the corresponding few-shot size. We show validation and test results averaged over the three few-shot models, alongside corresponding standard deviations.

## 5 Evaluation

We compare SummaFusion outputs with our own PEGASUS with 15 diverse beams baseline (*PEGASUS (ours)*), as well as *PEGASUS-random*, a baseline consisting in randomly selecting a summary candidate. We also include the oracle for reference (*PEGASUS-oracle*) and compare with PEGASUS reported results (Zhang et al., 2020). We use ROUGE-1, ROUGE-2, and ROUGE-L (Lin, 2004) and their mean as quantitative metrics to assess summary closeness to the target.

Model	10-shot			100-shot		
	R-1	R-2	R-L	R-1	R-2	R-L
<i>XSum</i>						
PEGASUS (Zhang et al., 2020)	19.39	3.45	14.02	39.07	16.44	31.27
PEGASUS (ours)	19.38	3.31	13.60	<b>39.90</b>	16.86	31.67
PSP (Liu et al., 2022a)				32.50	10.83	25.03
SummaReranker (Ravaut et al., 2022)	23.79	6.24	17.41	38.43	15.44	29.99
SummaFusion-large	<b>30.41</b>	<b>9.92</b>	<b>22.93</b>	39.86	<b>17.01</b>	<b>31.68</b>
<i>Reddit TIFU</i>						
PEGASUS (Zhang et al., 2020)	<i>15.36</i>	<i>2.91</i>	<i>10.76</i>	<i>16.64</i>	<i>4.09</i>	<i>12.92</i>
PEGASUS (ours)	18.39	3.34	13.23	22.82	5.85	17.88
SummaReranker (Ravaut et al., 2022)	17.49	3.28	12.88	23.38	5.57	18.04
SummaFusion-large	<b>20.79</b>	<b>4.77</b>	<b>14.58</b>	<b>26.09</b>	<b>7.51</b>	<b>20.22</b>
<i>SAMSum</i>						
PEGASUS (ours)	28.47	8.59	22.87	42.09	16.85	33.54
SummaReranker (Ravaut et al., 2022)	29.72	8.83	23.61	41.27	15.18	31.94
SummaFusion-large	<b>32.00</b>	<b>9.93</b>	<b>24.59</b>	<b>44.41</b>	<b>18.84</b>	<b>35.04</b>

Table 4: **Detailed few-shot ROUGE results**. On Reddit TIFU, PEGASUS results are in italic as they are not directly comparable (different train:val:test split). Both second-stage methods SummaReranker and SummaFusion (bottom blocks) are trained and inferred on the same DBS candidates from our PEGASUS baseline.

### 5.1 Full-shot Results

Full-shot results with SummaFusion-base and SummaFusion-large for all datasets are displayed in Table 3. SummaFusion-large improves the ROUGE-1 compared to the PEGASUS with diverse beam search baseline by 0.30 ROUGE-1 points on XSum, 4.41 points on Reddit TIFU and 1.41 points on SAMSum. We notice that SummaFusion helps the most relatively on Reddit TIFU, on the which the baseline performance is sensibly lower. Although not from the same type of technique, SummaFusion is comparable to other recent second-stage methods on XSum (Sun and Li, 2021).

### 5.2 Few-shot Results

Next, we apply SummaFusion to three few-shot scenarios: 10, 100 and 1000 labelled data points, re-

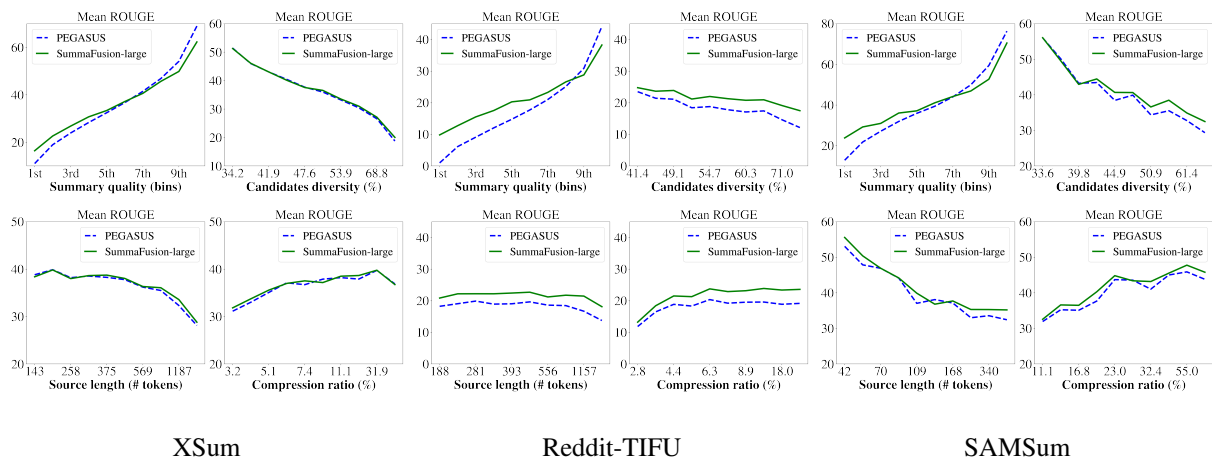


Figure 3: **Fine-grained analysis** on the three datasets. We split data points over four features: average quality of summary candidates pools (top left plots), average diversity of summary candidate pools (top right plots), source length (bottom left plots), and compression ratio (bottom right plots). Across each feature, we split the test set into 10 bins of equal size, and within each bin compute the mean ROUGE of the baseline PEGASUS top beam as well as the mean ROUGE of SummaFusion-large.

spectively. Results are shown in Fig. 2 and Table 4. We notice that with a lower quantity of annotated data, SummaFusion relative gain is higher. Notably, SummaFusion dramatically improves ROUGE on 10-shot summarization. As seen in Table 4, SummaFusion is on par with or better than state-of-the-art few-shot (10-shot and 100-shot) abstractive summarization models, including the comparable second-stage method SummaReranker. PEGASUS remains a very strong 100-shot baseline. We exclude WikiTransfer (Fabbri et al., 2021) from the comparison as it was specially designed for few-shot *transfer* and it leverages additional data (Wikipedia) before few-shot fine-tuning.

These results point to a common direction: SummaFusion works better on *lower quality candidates*, "fixing" them into a much better summary. In the following section, we analyze this hypothesis.

## 6 Analysis

### 6.1 When Is Summary Fusion Helpful?

The previous section suggested that SummaFusion is better on lower-quality base candidates, such as in Reddit-TIFU or few-shot setups. To verify this hypothesis and better characterize the fixing behavior of SummaFusion, we split the test set across four different features:

- **Summary quality:** this is the mean ROUGE with the target averaged over all diverse beam search candidates produced by the base model. This feature assesses the overall quality of the initial set of summary candidates.

- **Candidates diversity:** we compute  $1 - \text{ROUGE-1}$  for all pairs of summary candidates and average the results. Since a high ROUGE-1 between candidates indicates that they overlap, the average  $1 - \text{ROUGE-1}$  feature measures how *diverse* is the pool of summary candidates.
- **Source length:** this corresponds to the number of words in the source document. Modeling long inputs is challenging so we expect summarization models to work less well on longer documents.
- **Compression ratio:** this is the ratio between the number of words in the *target* summary and the number of words in the source. More compressive (lower ratio) data points are expected to be more challenging.

Results are shown in Fig. 3, with one subplot for each of the four features and for each dataset. There are several important takeaways from this figure:

- **SummaFusion is indeed better on lower quality base candidates** (top left subfigures). On every dataset, the green curve is significantly ahead of the blue one for summary bins of lowest quality. In fact, we notice that SummaFusion is even *harmful* for summary bins of the highest quality (top 20%).
- **SummaFusion is better on more diverse base candidates** (top right subfigures). This is true as both the base model and SummaFusion perform worse when diversity increases, yet SummaFusion cushions the drop.
- **SummaFusion is better on longer source documents** (bottom left subfigures). This observation

Dataset	Model	Source-abtractiveness			Candidates-abtractiveness		
		1-grams	2-grams	3-grams	1-grams	2-grams	3-grams
XSum	Ground truth	33.79	83.29	95.51	–	–	–
	PEGASUS	27.38	76.79	91.53	–	–	–
	PEGASUS - <i>oracle</i>	28.53	78.52	93.06	–	–	–
	SummaFusion-large	27.18	75.71	90.94	5.46	16.62	25.78
Reddit-TIFU	Ground truth	28.77	77.43	92.48	–	–	–
	PEGASUS	12.96	57.20	78.72	–	–	–
	PEGASUS - <i>oracle</i>	14.19	60.92	82.86	–	–	–
	SummaFusion-large	10.26	48.85	69.62	21.23	46.31	59.88
SAMSum	Ground truth	34.13	79.31	90.51	–	–	–
	PEGASUS	25.06	68.99	82.41	–	–	–
	PEGASUS - <i>oracle</i>	26.88	71.70	85.08	–	–	–
	SummaFusion-large	23.68	65.90	79.78	4.28	13.66	21.91

Table 5: **Abtractiveness**. We report proportions of novel n-grams on the test set of each dataset, with regards to both the source and the sets of candidates.

Model	R-1	R-2	R-L	New source 2-grams	New candidates 2-grams
SummaFusion-large	<b>30.08</b>	<b>10.48</b>	<b>23.99</b>	48.85	46.31
- candidates classification	29.27	10.24	23.47	48.60	41.45
- input dropout	29.26	10.20	23.39	46.71	45.95
- position token	29.23	10.31	23.40	45.93	44.44
Concat-baseline	26.87	8.48	21.59	64.78	13.27
PEGASUS	25.67	8.07	20.97	57.20	–

Table 6: **Model ablation** study on Reddit-TIFU. We cumulatively remove components of SummaFusion, and report results on the test set.

and the precedent confirm the hypothesis that SummaFusion helps on more challenging setups.

- **SummaFusion is better on longer summaries (on Reddit-TIFU)** (bottom right subfigures). There is no clear trend over all datasets for this feature. It is also not intuitive which case is harder to learn, as a short compression ratio means a higher level of summarizing, while a longer one corresponds to longer output summaries, which is also more prone to decoding errors.

## 6.2 Abtractiveness

Because SummaFusion conditions on both the source and the first-stage candidates, we shall now distinguish between two types of abtractiveness:

- *Source-abtractiveness*: this is the fraction of novel n-grams in the SummaFusion with regards to the *source document*.
- *Candidates-abtractiveness*: this is the fraction of novel n-grams in the SummaFusion with regards to the *entire pool of candidates*.

We analyze both abtractiveness in Table 5, comparing with the base PEGASUS, and also the ground truth summaries (for *source-abtractiveness*). Following other work, we measure abtractiveness with 1/2/3-grams counts. Surprisingly, SummaFusion is *not* more abtractive

Dataset	Model	R-1	R-2	R-L
XSum	SummaFusion	<b>47.08</b>	<b>24.05</b>	<b>38.82</b>
	SummaFusion - <i>no source</i>	46.64	23.55	38.30
	SummaFusion - <i>no candidate</i>	42.33	19.27	34.06
Reddit-TIFU	SummaFusion	<b>30.08</b>	<b>10.48</b>	<b>23.99</b>
	SummaFusion - <i>no source</i>	26.92	8.43	21.77
	SummaFusion - <i>no candidate</i>	29.47	10.08	23.46
SAMSum	SummaFusion	<b>52.76</b>	<b>28.24</b>	<b>43.98</b>
	SummaFusion - <i>no source</i>	50.95	25.87	42.04
	SummaFusion - <i>no candidate</i>	52.72	28.03	43.87

Table 7: **Input ablation** on all datasets. We experiment with removing either the source or the entire set of candidates at inference.

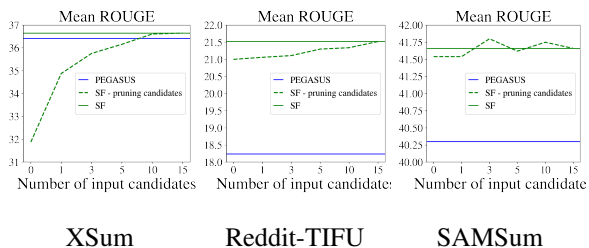


Figure 4: **Pruning input candidates** on the three datasets. We make inference with SummaFusion with a gradually increasing number of first-stage summary candidates. **SF** is SummaFusion.

with regards to the source, as it is slightly less abtractive than PEGASUS. Rather, SummaFusion is maintaining a high level of *source-abtractiveness* on these highly abtractive datasets, and also offers a satisfactory level of *candidates-abtractiveness*.

## 6.3 Ablation

To better understand how components of the model are interacting with each other in SummaFusion, we run an ablation study. We also compare our model with a naive baseline simply concatenating the truncated source and all summary candidates, referred to as *Concat-baseline*. Results are shown in Table 6. Compared to its ablated versions and the *Concat-baseline*, SummaFusion is able to achieve much higher ROUGE while maintaining high *source abtractiveness* and *candidates abtractiveness*. The *Concat-baseline*, despite reaching good *source abtractiveness*, is not able to produce a satisfactory level of *candidates abtractiveness* (only 13.27% new 2-grams compared to 46.31% for SummaFusion).

To assert the importance of each input stream, we perform inference when removing either the source, or the entire set of first-stage candidates. Removal is done by replacing inputs with the tokens used during input dropout §3.3. As we can see



Summary	Overall preference	Reasons		
		More informative	More fluent or grammatical	More factually consistent
<i>XSum</i>				
PEGASUS	15.33 (6.11)	6.67 (2.52)	3.00 (5.20)	8.67 (3.79)
SummaFusion-large	<b>24.33</b> (7.57)	<b>11.67</b> (2.31)	<b>8.33</b> (8.74)	<b>9.00</b> (2.65)
Tie	10.33 (8.08)	—	—	—
SummaReranker	<b>20.33</b> (3.21)	11.00 (2.65)	1.33 (1.53)	<b>9.67</b> (3.06)
SummaFusion-large	<b>20.33</b> (0.58)	<b>13.00</b> (3.61)	<b>2.33</b> (2.31)	<b>9.67</b> (1.53)
Tie	9.33 (3.06)	—	—	—
<i>Reddit-TIFU</i>				
PEGASUS	9.67 (1.53)	5.33 (0.71)	1.00 (1.41)	5.00 (0.71)
SummaFusion-large	<b>30.67</b> (3.79)	<b>24.33</b> (6.36)	<b>6.00</b> (2.83)	<b>16.67</b> (10.61)
Tie	9.67 (4.93)	—	—	—
SummaReranker	12.67 (1.53)	5.00 (2.12)	2.33 (1.41)	7.00 (2.12)
SummaFusion-large	<b>32.33</b> (1.53)	<b>22.33</b> (1.41)	<b>5.00</b> (0.00)	<b>16.67</b> (0.71)
Tie	5.00 (1.00)	—	—	—
<i>SAMSum</i>				
PEGASUS	14.67 (1.53)	9.33 (1.15)	0.33 (0.58)	8.33 (2.52)
SummaFusion-large	<b>26.00</b> (4.36)	<b>18.67</b> (1.53)	<b>3.33</b> (1.15)	<b>12.00</b> (10.82)
Tie	9.33 (2.89)	—	—	—
SummaReranker	17.00 (1.00)	8.67 (1.15)	1.33 (1.53)	5.33 (4.51)
SummaFusion-large	<b>24.33</b> (1.53)	<b>16.67</b> (4.51)	<b>2.33</b> (1.53)	<b>10.33</b> (2.08)
Tie	8.67 (2.08)	—	—	—

Table 8: **Human evaluation** on all datasets. We show mean counts over three humans rating 50 data points in each dataset, with standard deviation in parenthesis. For each dataset, the first block compares the PEGASUS summary with the SummaFusion one, while the second block compares SummaReranker with SummaFusion.

in Table 7, both the source and the candidates are highly necessary for SummaFusion to reach full performance. Fig. 4 provides finer-grained insights into how performance varies with a gradually increasing number of input candidates. This confirms our choice of conditioning SummaFusion decoding on both the source and *all* the first-stage candidates.

## 6.4 Human Evaluation

We run a human study comparing a baseline summary with the SummaFusion one on 50 random samples from each dataset. As baseline, we use both PEGASUS (Zhang et al., 2020), and SummaReranker (Ravaut et al., 2022), in order to compare to another second-stage method. Human volunteers are graduate students with professional English proficiency, and we select three volunteers per dataset. Human graders have to decide which summary they prefer or if it is a tie. In the former, they also have to select at least one reason motivating the preference among the three following: the summary is more *informative*, more *fluent or grammatical*, or more *factually consistent* with the source.

As we see in Table 8, humans clearly prefer SummaFusion summaries over PEGASUS ones on all dataset. The difference is striking in terms of fluency, and informativeness on Reddit-TIFU. On XSum, SummaReranker and SummaFusion summaries are deemed of equal quality, but SummaFusion is preferred on the two other datasets.

Number of candidates (m)	Available supervision			
	10-shot	100-shot	1000-shot	all data
$m = 5$	45.78%	30.51%	30.08%	37.04%
$m = 10$	27.33%	21.34%	21.44%	28.66%
$m = 15$	17.50%	17.57%	16.72%	24.87%

Table 9: **SummaFusion surpassing the first-stage oracle** counts (as percentages) on Reddit-TIFU test set. We count these cases across two dimensions: number of first-stage candidates, and available supervision.

## 6.5 Breaking the Oracle Barrier

Due to being an abstractive second-stage summarization method, SummaFusion is not bounded by the quality of the first-stage candidates, including even the (ranking) oracle. We investigate data points where SummaFusion can indeed surpass the first-stage oracle. Since SummaFusion’s relative performance gain is greater with less labels (shown in §5.2), we vary the available supervision. At the same time, decreasing the number of candidates  $m$  decreases the oracle score providing a small headroom (see Appendix A Table 12). Since during training, SummaFusion sees between 2 and 15 candidates, we have the flexibility to input any number of candidates in this range at inference. We experiment with  $m \in \{5, 10, 15\}$ .

Results on Reddit TIFU are summarized in Table 9. Impressively, SummaFusion can outperform the oracle in more than 30% cases with 5 candidates. This unveils yet a new interesting use case for SummaFusion: if computational budget is limited at inference and the beam width is capped to a lower value, it is also very beneficial to use SummaFusion to improve on the generated summaries.

## 7 Conclusion

We introduced SummaFusion, the first method for abstractive second-stage summarization. Our model encodes the source document and each diverse beam search summary candidate individually, and fuses them in the decoder. It is designed for very abstractive summarization tasks, and works especially well on challenging data points such as longer source documents. We achieve state-of-the-art ROUGE results in 10-shot-and 100-shot summarization on XSum, Reddit-TIFU and SAMSum. Besides, fused summaries are favored by humans over first-stage PEGASUS candidates.

## Limitations

As a second-stage abstractive summarization model, a drawback of our approach is that it requires to train an additional model on top of the base summarization model. Besides, during training, because we split the training set in halves, we actually require to train two base summarization models. We also need to generate summary candidates for each data point of the training, validation and test sets, which is time consuming. For these reasons, SummaFusion presents some computational overhead. Nevertheless, training and inference fits into a single Nvidia RTX 6000 24GB GPU.

We also observed that SummaFusion worked less well with beam search candidates than diverse beam search ones. While we attribute this to beam search candidates being too similar with each other, it remains an open question how to improve SummaFusion on such cases with very similar input candidates.

## Ethics Statement

Our proposed approach is an abstractive summarization method. Therefore, it is prone to hallucinations and generating summaries with facts not in the source document, with some of these facts being wrong. Therefore, the model outputs should be analyzed with caution in critical scenarios.

## Acknowledgements

This research was supported by the SINGA scholarship and partially supported by the National Research Foundation, Prime Minister’s Office, Singapore under its Campus for Research Excellence and Technological Enterprise (CREATE) programme. We would like to thank anonymous reviewers for several very insightful feedback on how to improve the paper, especially with regards to ablations and comparisons to other second-stage summarization works. We thank Florian Le Bronnec for helpful proof-reading of the paper.

## References

- Regina Barzilay and Kathleen R. McKeown. 2005. *Sentence fusion for multidocument news summarization*. *Computational Linguistics*, 31(3):297–328.
- Samy Bengio, Oriol Vinyals, Navdeep Jaitly, and Noam Shazeer. 2015. Scheduled sampling for sequence

prediction with recurrent neural networks. In *Proceedings of the 28th International Conference on Neural Information Processing Systems - Volume 1, NIPS’15*, page 1171–1179, Cambridge, MA, USA. MIT Press.

Ziqiang Cao, Wenjie Li, Sujian Li, and Furu Wei. 2018. *Retrieve, rerank and rewrite: Soft template based neural summarization*. In *Proceedings of the 56th Annual Meeting of the Association for Computational Linguistics (Volume 1: Long Papers)*, pages 152–161, Melbourne, Australia. Association for Computational Linguistics.

Zi-Yi Dou, Pengfei Liu, Hiroaki Hayashi, Zhengbao Jiang, and Graham Neubig. 2021. *GSum: A general framework for guided neural abstractive summarization*. In *Proceedings of the 2021 Conference of the North American Chapter of the Association for Computational Linguistics: Human Language Technologies*, pages 4830–4842, Online. Association for Computational Linguistics.

Alexander Fabbri, Simeng Han, Haoyuan Li, Haoran Li, Marjan Ghazvininejad, Shafiq Joty, Dragomir Radev, and Yashar Mehdad. 2021. *Improving zero and few-shot abstractive summarization with intermediate fine-tuning and data augmentation*. In *Proceedings of the 2021 Conference of the North American Chapter of the Association for Computational Linguistics: Human Language Technologies*, pages 704–717, Online. Association for Computational Linguistics.

Bogdan Gliwa, Iwona Mochol, Maciej Biesek, and Aleksander Wawer. 2019. *SAMSum corpus: A human-annotated dialogue dataset for abstractive summarization*. In *Proceedings of the 2nd Workshop on New Frontiers in Summarization*, pages 70–79, Hong Kong, China. Association for Computational Linguistics.

Karl Moritz Hermann, Tomas Kocisky, Edward Grefenstette, Lasse Espeholt, Will Kay, Mustafa Suleyman, and Phil Blunsom. 2015. Teaching machines to read and comprehend. *Advances in neural information processing systems*, 28:1693–1701.

Ari Holtzman, Jan Buys, Li Du, Maxwell Forbes, and Yejin Choi. 2019. The curious case of neural text degeneration. *arXiv preprint arXiv:1904.09751*.

Gautier Izacard and Edouard Grave. 2021. *Leveraging passage retrieval with generative models for open domain question answering*. In *Proceedings of the 16th Conference of the European Chapter of the Association for Computational Linguistics: Main Volume*, pages 874–880, Online. Association for Computational Linguistics.

Byeongchang Kim, Hyunwoo Kim, and Gunhee Kim. 2019. *Abstractive summarization of Reddit posts with multi-level memory networks*. In *Proceedings of the 2019 Conference of the North American Chapter of the Association for Computational Linguistics:*

- Human Language Technologies, Volume 1 (Long and Short Papers)*, pages 2519–2531, Minneapolis, Minnesota. Association for Computational Linguistics.
- Diederik P Kingma and Jimmy Ba. 2014. Adam: A method for stochastic optimization. *arXiv preprint arXiv:1412.6980*.
- Logan Lebanoff, Franck Dernoncourt, Doo Soon Kim, Walter Chang, and Fei Liu. 2020a. [A cascade approach to neural abstractive summarization with content selection and fusion](#). In *Proceedings of the 1st Conference of the Asia-Pacific Chapter of the Association for Computational Linguistics and the 10th International Joint Conference on Natural Language Processing*, pages 529–535, Suzhou, China. Association for Computational Linguistics.
- Logan Lebanoff, Franck Dernoncourt, Doo Soon Kim, Lidan Wang, Walter Chang, and Fei Liu. 2020b. [Learning to fuse sentences with transformers for summarization](#). In *Proceedings of the 2020 Conference on Empirical Methods in Natural Language Processing (EMNLP)*, pages 4136–4142, Online. Association for Computational Linguistics.
- Logan Lebanoff, John Muchovej, Franck Dernoncourt, Doo Soon Kim, Seokhwan Kim, Walter Chang, and Fei Liu. 2019. [Analyzing sentence fusion in abstractive summarization](#). In *Proceedings of the 2nd Workshop on New Frontiers in Summarization*, pages 104–110, Hong Kong, China. Association for Computational Linguistics.
- Mike Lewis, Yinhan Liu, Naman Goyal, Marjan Ghazvininejad, Abdelrahman Mohamed, Omer Levy, Veselin Stoyanov, and Luke Zettlemoyer. 2020. [BART: Denoising sequence-to-sequence pre-training for natural language generation, translation, and comprehension](#). In *Proceedings of the 58th Annual Meeting of the Association for Computational Linguistics*, pages 7871–7880, Online. Association for Computational Linguistics.
- Quentin Lhoest, Albert Villanova del Moral, Yacine Jernite, Abhishek Thakur, Patrick von Platen, Suraj Patil, Julien Chaumond, Mariama Drame, Julien Plu, Lewis Tunstall, Joe Davison, Mario Šaško, Gunjan Chhablani, Bhavitvya Malik, Simon Brandeis, Teven Le Scao, Victor Sanh, Canwen Xu, Nicolas Patry, Angelina McMillan-Major, Philipp Schmid, Sylvain Gugger, Clément Delangue, Théo Matussière, Lysandre Debut, Stas Bekman, Pierric Cistac, Thibault Goehringer, Victor Mustar, François Lagunas, Alexander Rush, and Thomas Wolf. 2021. [Datasets: A community library for natural language processing](#). In *Proceedings of the 2021 Conference on Empirical Methods in Natural Language Processing: System Demonstrations*, pages 175–184, Online and Punta Cana, Dominican Republic. Association for Computational Linguistics.
- Chin-Yew Lin. 2004. [ROUGE: A package for automatic evaluation of summaries](#). In *Text Summarization Branches Out*, pages 74–81, Barcelona, Spain. Association for Computational Linguistics.
- Xiaochen Liu, Yu Bai, Jiawei Li, Yinan Hu, and Yang Gao. 2022a. [Psp: Pre-trained soft prompts for few-shot abstractive summarization](#). *arXiv preprint arXiv:2204.04413*.
- Yixin Liu, Zi-Yi Dou, and Pengfei Liu. 2021. [RefSum: Refactoring neural summarization](#). In *Proceedings of the 2021 Conference of the North American Chapter of the Association for Computational Linguistics: Human Language Technologies*, pages 1437–1448, Online. Association for Computational Linguistics.
- Yixin Liu and Pengfei Liu. 2021. [SimCLS: A simple framework for contrastive learning of abstractive summarization](#). In *Proceedings of the 59th Annual Meeting of the Association for Computational Linguistics and the 11th International Joint Conference on Natural Language Processing (Volume 2: Short Papers)*, pages 1065–1072, Online. Association for Computational Linguistics.
- Yixin Liu, Pengfei Liu, Dragomir Radev, and Graham Neubig. 2022b. [BRIO: Bringing order to abstractive summarization](#). In *Proceedings of the 60th Annual Meeting of the Association for Computational Linguistics (Volume 1: Long Papers)*, pages 2890–2903, Dublin, Ireland. Association for Computational Linguistics.
- Shashi Narayan, Shay B. Cohen, and Mirella Lapata. 2018. [Don’t give me the details, just the summary! topic-aware convolutional neural networks for extreme summarization](#). In *Proceedings of the 2018 Conference on Empirical Methods in Natural Language Processing*, pages 1797–1807, Brussels, Belgium. Association for Computational Linguistics.
- Shashi Narayan, Gonçalo Simões, Yao Zhao, Joshua Maynez, Dipanjan Das, Michael Collins, and Mirella Lapata. 2022. [A well-composed text is half done! composition sampling for diverse conditional generation](#). In *Proceedings of the 60th Annual Meeting of the Association for Computational Linguistics (Volume 1: Long Papers)*, pages 1319–1339, Dublin, Ireland. Association for Computational Linguistics.
- Ivan Provilkov, Dmitrii Emelianenko, and Elena Voita. 2020. [BPE-dropout: Simple and effective subword regularization](#). In *Proceedings of the 58th Annual Meeting of the Association for Computational Linguistics*, pages 1882–1892, Online. Association for Computational Linguistics.
- Weizhen Qi, Yeyun Gong, Yu Yan, Can Xu, Bolun Yao, Bartuer Zhou, Biao Cheng, Daxin Jiang, Jiusheng Chen, Ruofei Zhang, Houqiang Li, and Nan Duan. 2021. [ProphetNet-X: Large-scale pre-training models for English, Chinese, multi-lingual, dialog, and code generation](#). In *Proceedings of the 59th Annual Meeting of the Association for Computational Linguistics and the 11th International Joint Conference on Natural Language Processing: System Demonstrations*, pages 232–239, Online. Association for Computational Linguistics.

- Colin Raffel, Noam Shazeer, Adam Roberts, Katherine Lee, Sharan Narang, Michael Matena, Yanqi Zhou, Wei Li, and Peter J Liu. 2019. Exploring the limits of transfer learning with a unified text-to-text transformer. *arXiv preprint arXiv:1910.10683*.
- Mathieu Ravaut, Shafiq Joty, and Nancy Chen. 2022. [SummaReranker: A multi-task mixture-of-experts re-ranking framework for abstractive summarization](#). In *Proceedings of the 60th Annual Meeting of the Association for Computational Linguistics (Volume 1: Long Papers)*, pages 4504–4524, Dublin, Ireland. Association for Computational Linguistics.
- Raj Reddy. 1977. Speech understanding systems: A summary of results of the five-year research effort at carnegie mellon university. *Pittsburgh, Pa.*
- Abigail See, Peter J. Liu, and Christopher D. Manning. 2017. [Get to the point: Summarization with pointer-generator networks](#). In *Proceedings of the 55th Annual Meeting of the Association for Computational Linguistics (Volume 1: Long Papers)*, pages 1073–1083, Vancouver, Canada. Association for Computational Linguistics.
- Shichao Sun and Wenjie Li. 2021. Alleviating exposure bias via contrastive learning for abstractive text summarization. *arXiv preprint arXiv:2108.11846*.
- Ashish Vaswani, Noam Shazeer, Niki Parmar, Jakob Uszkoreit, Llion Jones, Aidan N Gomez, Łukasz Kaiser, and Illia Polosukhin. 2017. Attention is all you need. *Advances in neural information processing systems*, 30.
- Ashwin K Vijayakumar, Michael Cogswell, Ramprasath R Selvaraju, Qing Sun, Stefan Lee, David Crandall, and Dhruv Batra. 2016. Diverse beam search: Decoding diverse solutions from neural sequence models. *arXiv preprint arXiv:1610.02424*.
- Daniela Brook Weiss, Paul Roit, Ori Ernst, and Ido Dagan. 2021. Extending multi-text sentence fusion resources via pyramid annotations. *arXiv preprint arXiv:2110.04517*.
- Ronald J Williams and David Zipser. 1989. A learning algorithm for continually running fully recurrent neural networks. *Neural computation*, 1(2):270–280.
- Thomas Wolf, Lysandre Debut, Victor Sanh, Julien Chaumond, Clement Delangue, Anthony Moi, Pierric Cistac, Tim Rault, Remi Louf, Morgan Funtowicz, Joe Davison, Sam Shleifer, Patrick von Platen, Clara Ma, Yacine Jernite, Julien Plu, Canwen Xu, Teven Le Scao, Sylvain Gugger, Mariama Drame, Quentin Lhoest, and Alexander Rush. 2020. [Transformers: State-of-the-art natural language processing](#). In *Proceedings of the 2020 Conference on Empirical Methods in Natural Language Processing: System Demonstrations*, pages 38–45, Online. Association for Computational Linguistics.
- Shusheng Xu, Xingxing Zhang, Yi Wu, and Furu Wei. 2021. Sequence level contrastive learning for text summarization. *arXiv preprint arXiv:2109.03481*.
- Ziyi Yang, Chenguang Zhu, Robert Gmyr, Michael Zeng, Xuedong Huang, and Eric Darve. 2020. [TED: A pretrained unsupervised summarization model with theme modeling and denoising](#). In *Findings of the Association for Computational Linguistics: EMNLP 2020*, pages 1865–1874, Online. Association for Computational Linguistics.
- Jingqing Zhang, Yao Zhao, Mohammad Saleh, and Peter Liu. 2020. Pegasus: Pre-training with extracted gap-sentences for abstractive summarization. In *International Conference on Machine Learning*, pages 11328–11339. PMLR.

## A Oracle Scores

We show oracle scores (in terms of ROUGE-1/2/L) results for the same PEGASUS decoded with 15 beams for both beam search and diverse beam search.

Dataset	Decoding method	R-1 oracle	R-2 oracle	R-L oracle
XSum	Beam search	56.07	33.80	48.33
	Diverse beam search	57.82	35.28	50.75
Reddit-TIFU	Beam search	36.08	14.93	29.70
	Diverse beam search	36.70	15.22	30.88
SAMSum	Beam search	62.48	40.42	55.23
	Diverse beam search	63.83	40.62	55.76

Table 10: **Oracle** ROUGE-1/2/L **results** for two decoding methods on all three datasets with a base PEGASUS with 15 generated candidates.

As seen in Table 10, diverse beam search leads to higher oracle values than beam search, motivating our choice to use it.

Dataset	R-1 oracle standard dev.	R-2 oracle standard dev.	R-L oracle standard dev.
XSum	14.97	18.24	16.77
Reddit-TIFU	14.23	12.61	13.40
SAMSum	15.98	21.35	18.09

Table 11: **Oracle standard deviations** on all three datasets with a base PEGASUS decoded with diverse beam search with 15 generated candidates.

Dataset	Beam width (m)	R-1 oracle	R-2 oracle	R-L oracle
XSum	m=5	53.76	30.72	46.50
	m=10	56.43	33.69	49.50
	m=15	57.82	35.28	50.75
Reddit-TIFU	m=5	32.22	11.56	26.60
	m=10	35.18	13.90	29.38
	m=15	36.70	15.22	30.88
SAMSum	m=5	59.03	35.21	51.25
	m=10	62.22	38.73	54.34
	m=15	63.83	40.62	55.76

Table 12: **Oracle** ROUGE-1/2/L **results** when varying the beam width on all three datasets with a base PEGASUS with diverse beam search.

## B Base Model Hyper-Parameters

Setup	LR	LS	Optimizer	BS	Epochs	Max input tokens	Max target tokens	Eval. frequency
Full-shot	1e-4	0.1	Adafactor	256	5	512	64	100
10-shot	1e-4	0.1	Adafactor	5	15	512	64	5
100-shot	1e-4	0.1	Adafactor	16	15	512	64	10
1000-shot	1e-4	0.1	Adafactor	64	15	512	64	10

Table 13: **PEGASUS fine-tuning hyper-parameters** in full-shot and few-shot setups used across all three datasets. **LR** stands for *learning rate*, **LS** means *label smoothing*, **BS** is the *effective batch size*, and **Eval. frequency** represents the number of training batches between two consecutive evaluations of the model during training.

Dataset	Max input tokens	Max target tokens	Length penalty	Repetition penalty	Trigram blocking
XSum	512	64	0.8	1.0	Yes
Reddit-TIFU	512	64	0.6	1.0	Yes
SAMSum	512	64	0.8	1.0	No

Table 14: **PEGASUS generation hyper-parameters** used to obtain 15 first-stage summary candidates with diverse beam search.

## C SummaFusion Hyper-Parameters

Dataset	LR	Optim.	BS	Epochs	Max input tokens	Max tokens per candidate	Max target tokens	Eval. frequency
XSum	2e-5	Adam	64	5	1024	34	64	500
Reddit-TIFU	2e-5	Adam	64	5	1024	43	64	100
SAMSum	2e-5	Adam	64	5	1024	42	64	150

Table 15: **SummaFusion fine-tuning hyper-parameters (full-shot)** for each dataset. **LR** stands for *learning rate*, **Optim.** is the *optimizer*, **BS** is the *effective batch size*, and **Eval. frequency** represents the number of training batches between two consecutive evaluations of the model during training. We truncate each of the input first-stage candidates to the 95th-percentile value of the summary length distribution on each dataset (represented in the **Max tokens per candidate** column).

In few-shot SummaFusion fine-tuning, we make the following changes to the values from ??:

- 10-shot:
  - BS: 4
  - Epochs: 30
- 100-shot:
  - BS: 16
  - Epochs: 30
- 10-shot:
  - BS: 64
  - Epochs: 30

## D More Qualitative Examples

In the following pages, we show examples of SummaFusion outputs in the same format as [Table 1](#) on the other two datasets.

---

**Source document:**

Hythe Ferry runs between Hythe and Southampton, serviced by a train which runs along a 640m (2,000ft) pier. The presenter lent his support to a community group's aim to take over the management of the pier and train. Its current operator said numbers using the ferry had been falling. Earlier this year, Hythe Ferry Ltd warned staff about possible redundancies, having suffered a "year-on-year decline" in passenger numbers and faced with higher operating costs. More than 9,000 people have signed a petition calling for the service to be saved. Peter King, of the Hythe Hythe Pier Train and Ferry Action Group, said members wanted to create a "viable modern ferry" by a charitable trust taking over the management of the Victorian pier and "relieving" the ferry operators of the costs of maintaining it. He said a redevelopment project could cost £2-3m but a trust would be able to access other sources of finance, including lottery grants. Mr Snow said: "This train is the oldest running pier train anywhere in the world, so I'm campaigning to keep it open. We need to do everything we can to keep this extraordinary piece of our past running."

---

**Summary candidates (PEGASUS with diverse beam search):**

- 1: A campaign to save a ferry service on the Isle of Wight has been backed by BBC Radio Solent presenter Jon Snow.
  - 2: BBC Radio 4 presenter Jon Snow has launched a campaign to save a ferry service which is the oldest running in the world.
  - 3: TV presenter Jon Snow has launched a campaign to save a ferry service which is the oldest running in the world.
  - 4: TV weather presenter Jon Snow has launched a campaign to save a ferry service which is the oldest running pier train in the world.
  - 5: The Pier Train is the "oldest running pier train anywhere in the world", according to BBC Radio Solent presenter Jon Snow.
  - 6: ITV's This Morning presenter Jeremy Snow has launched a campaign to save a ferry service which is more than 100 years old.
  - 7: Snow White has launched a campaign to save a ferry service which is the oldest running in the world.
  - 8: BBC Radio 2's Jeremy Snow has launched a campaign to save a historic pier train and ferry service on the Isle of Wight.
  - 9: Broadcaster Jon Snow has joined campaigners fighting to save an "extraordinary piece of our past" - a ferry service which is more than 100 years old.
  - 10: A campaign to save an "extraordinary piece of our past" has been backed by TV weatherman Jon Snow.
  - 11: The X Factor judge Simon Snow has joined campaigners fighting to save a historic pier train and ferry service in Hampshire.
  - 12: BBC Radio Solent presenter Jonathan Snow is campaigning to save a "unique" ferry service which is more than 100 years old.
  - 13: Comedian Jon Snow is campaigning to save a "unique piece of our past" - a pier train which runs on a ferry.
  - 14: Former BBC weatherman Jon Snow is backing an appeal to save the world's oldest pier train service.
  - 15: TV presenter Jonathan Snow is backing a campaign to keep the world's oldest pier train running.
- 

**SummaFusion summary:**

BBC Radio Solent presenter Jonathan Snow has launched a campaign to save a ferry service which is *believed to be* the oldest running pier train in the world.

---

**Ground truth summary:**

A Hampshire pier and ferry service facing an uncertain future is a "national treasure" which should be saved, television historian Dan Snow has said.

---

Table 16: **Qualitative sample from the XSum dataset.** Words in the summary from our SummaFusion model which are not in the source document are underlined, and those which are not among any of the first-stage candidates are in italic.

---

**Source document:**

this happen yesterday afternoon. i been trying to dual boot mac os and windows on my wife's macbook pro. it's a late 2011 model so support from apple is almost nonexistent which is great when they wanted to charge me chat with them. i convinced them to a free chat and learned that apparently my hardware is to out dated to have boot camp make a bootable usb. boot camp assistant on this macbook only does cd iso img.

...

i didn't have any blank dvd's laying around because it's 2015! so i made a partition and had my usb in made on my windows desktop. so here is where i fucked up. 1: i never thought to back up any of her files. i knew i had to format the windows partition and then i can move on to installing. 2: trying to do all this pissed and just clicking away. 3: delete the wrong hard drive part and corrupt the hard drive and have to reformat the whole computer and lose every file that was saved on her computer since 2011. i got yelled at for a good hour. i knew it was my fault but at the same time... how in the world have you not backed your things in 4 years!

---

**Summary candidates (PEGASUS with diverse beam search):**

- 1: got yelled at for 4 years.
- 2: i tried to back up my wife's files on her macbook pro and ended up deleting 4 years worth of data.
- 3: tried to back up my wife's files on her macbook pro and ended up deleting 4 years worth of data.
- 4: got yelled at by a bunch of people because i backed up my wife's files.
- 5 i was trying to back up my wife's files on her macbook pro when i accidentally backed it up.
- 6: my wife has been using a late 2011 model for 4 years.
- 7: 04/21/2019: fired because i backed up my wife's files on her computer since 2011
- 8: decided to make a bootable usb on my windows desktop and accidentally backed up my wife's files for 4 years.
- 9 got yelled at for 4 hours by a bunch of people because i backed up my wife's files.
- 10: got yelled at for 4 years. went to town to get rid of any doubt.
- 11: i backed up my wife's files on her macbook pro and now she's going to lose all her files.
- 12: i tried to back up my wife's files but ended up deleting 4 years worth of data.
- 13: truck driver: i backed up my wife's data for 4 years.
- 14: tried to back up my wife's files and ended up deleting her entire computer.
- 15: fired because i backed up my wife's data without realizing it.

---

**SummaFusion summary:**

tried to dual boot my wife's macbook pro *with boot camp assistant* and ended up deleting 4 years worth of data.

---

**Ground truth summary:**

tried to install windows on macbook and ended up erasing everything without backing up and losing 4 years of my wife's work.

---

Table 17: **Qualitative sample from the Reddit TIFU dataset.** The example is the same as in Table 1, but we are including the entire source document. Words in the summary from our SummaFusion model which are not in the source document are underlined, and those which are not among any of the first-stage candidates are in italic.



---

**Source document:**

Joanne: What are your plans for the holidays?

Evelyn: Nothing. I'll stay at home and rest.

Joanne: You must be exhausted after the past few weeks

Evelyn: It's been hectic

Joanne: I'm going back home.

Evelyn: To France?

Joanne: Yes. Not that I want to go. . .

Evelyn: Why? You always liked spending Christmas with your family.

Joanne: I did. But my parents separated a few months ago

Joanne: It is still pretty tense. . .

Evelyn: I'm sorry to hear that

Joanne: My dad left my mum for his secretary

Joanne: Such a cliché

Joanne: My mum is devastated

Joanne: So I'm basically going to cheer her up

Joanne: It's really hard for her now

Joanne: For me it's also not easy

Evelyn: I can imagine!

Evelyn: If you want to bring your mum over here we could spend Christmas together.

Joanne: Thanks, that's really sweet. But I don't think she's in a condition for that. She's been very depressive lately.

---

**Summary candidates (PEGASUS with diverse beam search):**

1: Evelyn will stay at home and rest for the holidays. Joanne is going back home. Her parents separated a few months ago. Joanne's mum is depressed. Evelyn suggests that they

2: Joanne is going back home for Christmas. Her parents separated a few months ago. Joanne's mother is depressed. Evelyn suggests that they could spend Christmas together.

3: Evelyn will not go to France for Christmas. Joanne's parents separated a few months ago. Joanne's mum is devastated. Evelyn suggests that Joanne bring her mum over to France

4: Joanne wants to spend Christmas with her family, but her parents separated a few months ago. Evelyn wants to spend Christmas with Joanne's mother.

5: Joanne is going back home for Christmas. Her parents separated a few months ago. Joanne's mother is depressed. Evelyn suggests that they could spend Christmas together. Joanne's mother is

6: Joanne wants to spend Christmas with her family, but her parents separated a few months ago. Evelyn wants to spend Christmas with Joanne's mother. She's depressed lately.

7: Joanne's parents separated a few months ago. She's going home for Christmas. Evelyn suggests that she could bring her mother over to France.

8: Joanne's parents separated a few months ago. She's going home for Christmas. Evelyn suggests that she could bring her mother over to France. Joanne's mum is depressed lately.

9: Evelyn won't go to France for Christmas. Joanne's parents separated a few months ago. Joanne's mum is devastated. Evelyn suggests that they could spend Christmas together.

10: Evelyn has been busy for the holidays. Joanne is going back home. Her parents separated a few months ago. Joanne's mum is depressed. Evelyn suggests that they could spend Christmas

11: Joanne's parents separated a few months ago and she doesn't want to go to France for Christmas. Evelyn suggests that she could bring her mother over to France for Christmas.

12: Joanne and Evelyn are going back home to spend Christmas with their families. Joanne's parents separated a few months ago. Joanne's mum is depressed. Evelyn suggests that they could

13: Joanne is going home for Christmas. Her parents separated a few months ago. Joanne's mother is depressed and she doesn't want to spend Christmas with her family.

14: Evelyn doesn't have any plans for the holidays. Joanne's parents separated a few months ago. Joanne's mum is devastated. Evelyn suggests that they could spend Christmas together.

15: It has been hectic for Evelyn and she will not go to France for Christmas. Joanne's parents separated a few months ago and she will cheer her mother up.

---

**SummaFusion summary:**

Evelyn will stay at home for the holidays. Joanne is going back home to France. She *always liked spending* Christmas with her family, but her parents separated a few months ago and her mother is depressed. Evelyn offers to bring her mother over for Christmas.

---

**Ground truth summary:**

Joanne is going to go back home to France for the holidays. She's going to cheer her mum up because her parents separated a few months ago. Evelyn offers Joanne to spend Christmas together if she brings her mum over here.

---

Table 18: **Qualitative sample from the SAMSum dataset.** Words in the summary from our SummaFusion model which are not in the source document are underlined, and those which are not among any of the first-stage candidates are in italic.