
STREAMING PAC-BAYES GAUSSIAN PROCESS REGRESSION WITH A PERFORMANCE GUARANTEE FOR ONLINE DECISION MAKING

A PREPRINT

Tianyu Liu

*

Jie Lu

Zheng Yan

Guangquan Zhang

October 27, 2022

ABSTRACT

As a powerful Bayesian non-parameterized algorithm, the Gaussian process (GP) has performed a significant role in Bayesian optimization and signal processing. GPs have also advanced online decision-making systems because they have a closed-form posterior distribution solution. However, its training and inference process requires all historic data to be stored and the GP model to be trained from scratch. For those reasons, several online GP algorithms have been specifically designed for streaming settings. In this work, we present a novel theoretical framework for online GPs based on the online probably approximately correct (PAC) Bayes theory. The framework offers both a guarantee of generalized performance and good accuracy. Based on this framework, an online PAC-Bayes GP algorithm (O-PACGP) with a bounded loss function is further proposed. This algorithm offers a balance between the generalization error upper bound and accuracy. Instead of minimizing the marginal likelihood, our O-PACGP algorithm directly minimizes the generalization error upper bound. In addition to its theoretical appeal, the algorithm performs well empirically on several regression datasets. Compared to other online GP algorithms, ours yields a generalization guarantee and very competitive accuracy.

Keywords statistic learning · online learning · Gaussian process · PAC-Bayes theory

1 Introduction

GP is a powerful Bayesian non-parameterized algorithm that has an explicit closed-form posterior distribution. For this reason, it has played a significant role in both signal processing Wang et al. (2007) and Bayesian optimization Kandasamy et al. (2017); Nuara et al. (2022). It can both provide accuracy and estimation confidence. It not only provides accuracy but also high confidence in the estimation. However, training with standard GP comes at a high computational cost $O(N^3)$. Hence, sparse GPs, such as FITC Snelson and Ghahramani (2005), VFE Titsias (2009), were developed to reduce the time complexity. By introducing the M ($M \ll N$) inducing points, not only is the time complexity reduced from $O(N^3)$ down to $O(NM^2)$, but it also means these sparse GP algorithms can be scaled to large datasets.

However, these GPs cannot deal with streaming data, which means the data arrive sequentially in an online fashion in a series of small batches of an unknown number. In online settings, traditional GP requires that the classical or sparse GP algorithms incorporate the new streaming data into the old dataset. The posterior distribution is then retrained from scratch. This framework is optimal, but it requires that all historical data be stored. Bui et al. (2017) seeking a solution to reduce this space and time complexity, developed a new framework for GP learning and inference specifically for the streaming setting – a framework capable of online hyper-parameter learning and pseudo-point location optimization. Further, the solution involves a structured kernel interpolation approach to efficiently handle the online computations

*Australian Artificial Intelligence Institute, University of Technology Sydney, Australia. Email address: Tianyu.Liu-1@student.uts.edu.au, jie.lu@uts.edu.au, Yan.zheng@uts.edu.au, guangquan.zhang@uts.edu.au

needed for constant-time $O(1)$ kernel hyper-parameters updates with respect to the number of points n in Stanton et al. (2021). Additionally, Maddox et al. (2021) proposed a novel conditional SVGP algorithm the variational posterior is not required to be reoptimized through the evidence lower bound whenever new data is added.

Although several online GP methods have been proposed to deploy GP models in streaming settings, none provide a generalized guarantee of performance on future predictions with an unknown data distribution. In this paper, we propose a new online GP framework based on the online PAC-Bayes theory Haddouche and Guedj (2022) for online hyper-parameter learning and pseudo-point location optimization. Instead of maximizing the marginal likelihood, our algorithm optimizes the generalization error upper bound. This bound incorporates the empirical risk function and a regularization item, which is in proportion to the divergence between the prior distribution and posterior distribution of the parameters. Compared to other online GP algorithms, our approach strikes a good balance between generalized performance and accuracy.

Problem setting In this work, we focus on the streaming setting, which means the data arrive sequentially, but we have no knowledge of how much data will arrive in the interval. Additionally, the true distribution of the streaming data is also unknown. Our objective is to make predictions without need to store all the historical data, which means that the inducing points and the hyper-parameters must be updated in an online fashion when new streaming data is received to learn the model.

Our contributions Although there are already several online GP algorithms specifically designed for streaming datasets Bui et al. (2017); Maddox et al. (2021); Stanton et al. (2021), none provide a guarantee of good generalized performance with an unknown data distribution. Motivated by the previous discussions, a new online PAC-Bayes bound based online GP framework is developed.

Thus the main contributions of this paper includes:

- In the online setting, traditional GPs requires all historic data to be stored, and the online GPs cannot provide generalization performance guarantee. Thus, a scalable online PAC-Bayes GP framework for streaming data is proposed which offers a quantified guarantee of generalization performance on future predictions given an unknown data distribution;
- Based on the propose framework, an online PAC-Bayes GP algorithm (O-PACGP) with a bounded loss function is further investigated. The O-PACGP algorithm offers a balance between the generalization error upper bound and accuracy;
- To verify the effectiveness of the proposed O-PACGP algorithm, several experiments with regression tasks datasets are conducted. The results illustrate that online PAC-Bayes GP methods achieve a competitive accuracy performance and superior generalization performance guarantee.

Outline The rest of this paper is organized as follows. The literature review is provided in Section 2, which covers GP and PAC-Bayes theory. Then, the standard GP/online GP, and online PAC-Bayes theory are introduced in Section 3. Section 4 explains our novel online PACGP optimization approaches with bounded loss function for regression issue. Several experiments are provided to verify the O-PACGP algorithms in Section 5. Finally, Section 6 presents our conclusions.

2 Related work

This section presents relevant work on online GP, PAC-Bayes theory, and the online PAC-Bayes approach.

2.1 Online Gaussian process

Online GP provides a probabilistic modeling paradigm to support decision-making in an online fashion. The first online GP framework was proposed by Bui et al. (2017). It updates hyper-parameters and the induce points in a streaming way. The framework comprised two solutions: streaming sparse variational GPs (O-SVGP) and online sparse GP regression (O-SGPR). O-SGPR relies on closed-form marginalization and so is only suitable for Gaussian likelihoods. O-SVGP is applicable to non-Gaussian likelihoods; however, this approach sacrifices the closed-form expressions of the posterior distribution. Further, the solution incorporates a Woodbury inversion with structured kernel interpolation (WISKI) Stanton et al. (2021) to reduce the computational complexity. As such, it can perform online updates in constant-time $O(1)$, instead of $O(n)$, where n is the number of new observations. In addition, Maddox et al. (2021) develop Online Variational Conditioning (OVC), which is based on SVGP, to condition SVGPs on new data without reoptimizing the variational posterior through the evidence lower bound. This algorithm is also suitable for non-Gaussian likelihoods.

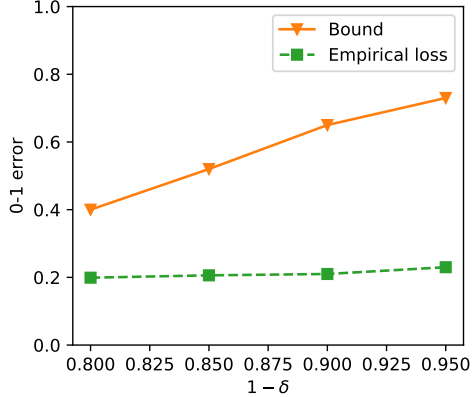


Figure 1: With the confidence probability of $1 - \delta$, the empirical error on the test dataset is lower than error upper bound, which is estimated via PAC-Bayes theory. Here, the solid line is the estimated error upper bound via PAC-Bayes theory, and the dashed line indicates the empirical loss on the dataset. Besides, the higher confidence probability leads to a looser generalization error upper bound, and vice versa.

2.2 PAC-Bayes theory

PAC-Bayes bound provides a generalization performance guarantee for a learned model with selected optimization objective, which gives a probabilistic numerical upper bound. This bound has been applied in robot Ren et al. (2021), stochastic neural network Lyle et al. (2020); Steffen and Trabs (2022), deterministic classifier Biggs and Guedj (2022a); Clerico et al. (2022b), optimization (Cherian et al. (2020); Pitas and Arbel (2022); Rivasplata et al. (2019); Sucker and Ochs (2022)), multi-view learning (Sun et al. (2022)), and meta-learning (Chu et al. (2022); Liu et al. (2021a,b); Nguyen et al. (2022); Rezazadeh (2022)). The PAC-Bayes bound was first established by McAllester (1999). However, this theory only applies to a bounded loss function and i.i.d data. So, Germain et al. (2016) and Alquier et al. (2016) developed PAC-Bayesian bounds for unbounded loss functions, i.e., sub-Gaussian and sub-Gamma loss families and negative log-likelihood function. In addition, Haddouche et al. (2020) expanded PAC-Bayesian theory to learning problems with unbounded loss functions by introducing the condition of special boundedness. To achieve tighter PAC-Bayes bound, a novel conditionally Gaussian training algorithm that optimises the PAC-Bayesian bound is proposed in Clerico et al. (2022a), without relying on any surrogate loss. Besides, Biggs and Guedj (2022b) utilizes information about the difficulty of examples to obtain a tighter and fast-rate PAC-Bayesian generalisation bounds. Grunwald et al. (2021) also extend PAC-Bayes theory to arbitrary VC classes by integrating mutual information and PAC-Bayes Bounds.

PAC-Bayes theory has also been used to optimize GP models operating in a batch setting. Seeger (2002) extend the PAC-Bayes theory to approximate Bayesian GP classification tasks and achieve tighter generalization error bounds. Reeb et al. (2018) employed PAC-Bayes theory train a GP regression model, while Liu et al. (2022) investigated robust PAC-Bayes noisy input GP algorithms. In addition, Achituv et al. (2021) derives a non-vacuous guarantees PAC-Bayes generalization bound for personalized federated Gaussian processes

However, those PAC-Bayes theories only hold in batch learning settings, which means that the entire dataset is accessible before inference. To extend this theory into the streaming setting, Haddouche and Guedj (2022) proposes an online PAC-Bayes learning framework. They developed two types of bounds: online PAC-Bayesian *training* and *test* bounds. The training bound exhibits the online procedures while the test bound provides the efficiency guarantees.

In this work, we deployed the online PAC-Bayes theory within a GP algorithm giving rise to an online PAC-Bayes GP algorithm that strikes a balance between the upper bound of the generalization error and accuracy.

3 Preliminaries

This section introduces the GP/online GP algorithms and the online PAC-Bayes theory.

Nomenclature	
GP algorithm	
n	number of training data
D	dimension of training data
X	$n \times D$ training data matrix
y	$n \times 1$ training data vector
X_*	D -dimensional test data matrix
ϵ_y	output noise
σ_y	output noise variance
f	Gaussian process latent function values at training data
\bar{f}	Gaussian process mean function
f_*	Gaussian process latent function values at testing data
K	$n \times n$ covariance matrix of training data X
K_{f*}	covariance matrix between training data X and testing data X_*
K_{**}	covariance matrix of X_*
Online GP algorithm	
y_{new}	current data points
y_{old}	historical dataset
θ_{new}	updated parameters after access to y_{new}
θ_{old}	previous approximation of true posterior
$q_{new}(f)$	new approximation of true posterior
$q_{old}(f)$	covariance matrix between Z and X_*
$p(f)$	exact posterior distribution
Online PAC-Bayes bound	
S	training data (X, y)
D	data distribution of dataset
h	classifier sampled from hypothesis space \mathcal{H}
P_t	prior classifier distribution over hypothesis space \mathcal{H} at time t
Q_t	posterior classifier distribution over hypothesis space \mathcal{H} at time t
$\ell(\cdot)$	bounded loss function
K	upper bound of the bounded loss $\ell(\cdot)$
$KL(\cdot)$	Kullback-Leibler divergence
δ	PAC-Bayes bound confidence probability

3.1 GP algorithms

Standard GP regression GP is a powerful non-parameter Bayesian algorithm, which can be used for regression, classification tasks. Standard GP model is entirely decided by its kernel function. From a function space perspective, the standard GP can be viewed as a distribution over function space with mean function m and the covariance function K . The prior distribution P in standard GP model is normally initialized as zero-mean Gaussian distribution $P(f) = \mathcal{N}(f | \mathbf{0}, K)$, where K (also $K(X, X)$) denotes the covariance matrix on the training dataset X . Thus the joint distribution of training data X and testing data X_* can be calculated as

$$\begin{bmatrix} f \\ f_* \end{bmatrix} \sim \mathcal{N}\left(\mathbf{0}, \begin{bmatrix} K & K_{f*} \\ K_{*f} & K_{**} \end{bmatrix}\right). \quad (1)$$

Then the likelihood of training data X can be derived as

$$P(y|f) = \mathcal{N}(f, \sigma_y^2 \mathbf{I}). \quad (2)$$

Furthermore, for some train dataset (X, y) , the predicted posterior distribution function value of f_* at the test data X_* can be derived from

$$Q(f_*) = \mathcal{N}(f | K_{f*}^T (K + \sigma_y^2 \mathbf{I})^{-1} y, K_{**} - K_{f*}^T (K + \sigma_y^2 \mathbf{I})^{-1} K_{f*}). \quad (3)$$

Different kernel functions can be selected in GP regression. The hyperparameters of such can be optimized by maximizing the *log marginal likelihood* $p(y|X, \theta)$

$$\log p(y|X, \theta) = -\frac{1}{2} y^T (K + \sigma_y^2 \mathbf{I})^{-1} y - \frac{1}{2} \log |K + \sigma_y^2 \mathbf{I}| - \frac{n}{2} \log 2\pi. \quad (4)$$

However, standard GPs cannot deal with streaming data, and hence several GP algorithms have been specifically designed for streaming settings.

Streaming GP algorithm Data arrive sequentially in streaming settings, such that new data points y_{new} are added to the previous dataset y_{old} at each step. Our objective is to approximate the posterior distribution of the GP at each

interval so it can be used for online prediction. Consider some newly arriving data y_{new} the old approximate of posterior distribution $q_{old}(f)$, which should be updated to the new approximation of posterior distribution $q_{new}(f)$ (Bui et al. (2017))

$$q_{old}(f) \approx p(f | \mathbf{y}_{old}) = \frac{1}{\mathcal{Z}_1(\theta_{old})} p(f | \theta_{old}) p(\mathbf{y}_{old} | f), \quad (5)$$

$$q_{new}(f) \approx p(f | \mathbf{y}_{old}, \mathbf{y}_{new}) = \frac{1}{\mathcal{Z}_2(\theta_{new})} p(f | \theta_{new}) p(\mathbf{y}_{old} | f) p(\mathbf{y}_{new} | f). \quad (6)$$

The updated posterior distribution is then

$$\hat{p}(f | \mathbf{y}_{old}, \mathbf{y}_{new}) = \frac{\mathcal{Z}_1(\theta_{old})}{\mathcal{Z}_2(\theta_{new})} p(f | \theta_{new}) p(\mathbf{y}_{new} | f) \frac{q_{old}(f)}{p(f | \theta_{old})}. \quad (7)$$

However, the posterior distribution is intractable. Thus, the variational inference is used to update the kernel parameters and inducing points. Therefore, the optimization objective should be written as

$$\text{KL}[q_{new}(f) | \hat{p}(f | \mathbf{y}_{old}, \mathbf{y}_{new})] = \log \frac{\mathcal{Z}_2(\theta_{new})}{\mathcal{Z}_1(\theta_{old})} + \int df q_{new}(f) \left[\log \frac{p(\mathbf{a} | \theta_{old}) q_{new}(\mathbf{b})}{p(\mathbf{b} | \theta_{new}) q_{old}(\mathbf{a}) p(\mathbf{y}_{new} | f)} \right]. \quad (8)$$

3.2 Online PAC-Bayes theorem

Here, we introduce the online PAC-Bayes theory by Haddouche and Guedj (2022).

In a standard supervised learning model, a set of m dependent samples $S = \{z_i\}_{i=1}^m$ is randomly drawn from an unknown data distribution \mathcal{D} . Each sample $z_i = (x_i, y_i)$ consists of an input x_i and its corresponding label y_i , where $x \in \mathcal{X}$ and $y \in \mathcal{Y}$. The learning objective is to find a classifier $h \in \mathcal{H}$ that predicts the label for new data x^* , where \mathcal{H} represents the hypothesis space and $\ell : \mathcal{H} \times \mathcal{Z} \rightarrow \mathbb{R}$ is the loss function to measure the quality of the classifier h .

An online PAC-Bayes framework must consider a sequence of *randomized predictors*. First, we set a sequence of priors P_i that start from a data-free distribution P_1 . Then the sequence of posterior distribution Q_i is developed where $Q_i = f(Q_1, Q_2, \dots, Q_{i-1}, z_i)$. Here, only the loss function $\ell(\cdot)$ is considered, where $\ell(\cdot) < K$. Further, the prior distribution P_i is independent of the data z_i at time i . This leads to the following main result:

Theorem 3.1 (Haddouche and Guedj (2022)). *Suppose that P_i is the prior distribution over the hypothesis space \mathcal{H} , bounded loss function $\ell(h, z)$, m instances S sampled from data distribution \mathcal{D} , and confidence level $\delta \in (0, 1]$. Then with a probability of at least $1 - \delta$, the following inequality holds for all posteriors distributions $Q_i \in \mathcal{M}$*

$$\sum_{i=1}^m \mathbb{E}_{h_i \sim Q_i} [\mathbb{E}[\ell(h_i, z_i)]] \leq \sum_{i=1}^m \mathbb{E}_{h_i \sim Q_i} [\ell(h_i, z_i)] + \frac{\text{KL}(Q_i | P_i)}{\lambda} + \frac{\lambda m K^2}{2} + \frac{\log(1/\delta)}{\lambda} \quad (9)$$

The left-hand side of the bound denotes the sum of the average expected loss, which is similar to *generalization error*. The right side of the bound consists of three items: the sum of the empirical loss, a regularization item, and the constant item. The regularization item involves the distance between the prior distribution P_i and the posterior distribution Q_i , which avoids overfitting. Unlike the traditional PAC-Bayes theory by McAllester (1999), which is compatible with batch data, the online PAC-Bayes theorem provides a framework for online predictions with a guarantee of generalized performance.

Furthermore, the online PAC-Bayes theory motivates an *online PAC-Bayes training bound* (3.2) and an *online PAC-Bayes testing bound* (3.3).

Corollary 3.2 (OPB Train)

$$\sum_{i=1}^m \mathbb{E}_{h_i \sim \hat{Q}_{i+1}} [\mathbb{E}[\ell(h_i, z_i)]] \leq \sum_{i=1}^m \mathbb{E}_{h_i \sim \hat{Q}_{i+1}} [\ell(h_i, z_i)] + \frac{\text{KL}(\hat{Q}_{i+1} | P_i)}{\lambda} + \frac{\lambda m K^2}{2} + \frac{\log(1/\delta)}{\lambda}. \quad (10)$$

Corollary 3.3 (OPB Test)

$$\sum_{i=1}^m \mathbb{E}_{h_i \sim \hat{Q}_i} [\mathbb{E}[\ell(h_i, z_i)]] \leq \sum_{i=1}^m \mathbb{E}_{h_i \sim \hat{Q}_i} [\ell(h_i, z_i)] + \frac{\lambda m K^2}{2} + \frac{\log(1/\delta)}{\lambda}. \quad (11)$$

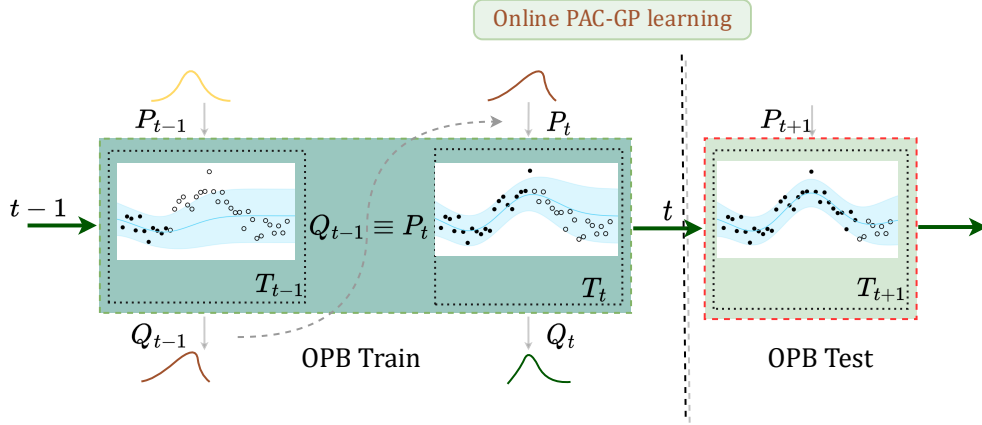


Figure 2: The online PACGP framework. When new observed data z_t arrive sequentially at time t , then the posterior distribution Q_t can be updated based on the prior distribution P_t and a new observation z_t . Then, at time z_{t+1} , the previous posterior distribution Q_t is considered to be the prior distribution P_{t+1} .

Here, the *online PAC-Bayes training bound* (3.2) is used to optimize the GP or neural network, and an *online PAC-Bayes testing bound* (3.3) is used to quantify the prediction’s accuracy.

4 Online PAC-Bayes Gaussian process algorithm

To achieve a balance between the generalization error upper bound and accuracy, in this work, the online PAC-Bayes GP framework is proposed based on the online GP algorithm 3.1 and the online PAC-Bayes theory 3.1. As shown in Fig. 2, when new observed data z_t arrive sequentially at time t , then the posterior distribution Q_t is updated based on the prior distribution P_t and the new observation z_t . Then, at time z_{t+1} , the previous posterior distribution Q_t is considered to be the prior distribution P_{t+1} . Using the *online PAC-Bayes training bound* and the *online PAC-Bayes testing bound*, the training and prediction procedure of online GP algorithms are developed, and the hyperparameter and inducing points are updated in an online fashion.

4.1 Learning online GP

The PAC-Bayes theory provides a numerical performance guarantee with data of an unknown distribution. One can optimize their algorithms by directly selecting the PAC-Bayes bound as the training objective. Here, based on the *online PAC-Bayes training bound*, the optimization objective can be rewritten as

$$J = \sum_{i=1}^m \mathbb{E}_{h_i \sim \hat{Q}_{i+1}} [\ell(h_i, y_i)] + \frac{\text{KL}(\hat{Q}_{i+1} | P_i)}{\lambda} + \frac{\lambda m K^2}{2} + \frac{\log(1/\delta)}{\lambda}, \quad (12)$$

This optimization objective consists of three items: an empirical loss, a regularization item, and a constant item.

Calculating the KL divergence The KL divergence involves the distance between the prior distribution and posterior distributions. Given a streaming GP algorithm, one can approximate the KL divergence from its prior distribution q_{old} and the posterior distribution q_{new} at time t

$$\begin{aligned} \text{KL}(Q | P) &= \text{KL}(\hat{p}(f | \mathbf{y}_{\text{old}}, \mathbf{y}_{\text{new}}) | q_{\text{old}}(f)) \\ &\approx \text{KL}(q_{\text{new}}(f) | q_{\text{old}}(f)). \end{aligned} \quad (13)$$

Here, the prior distribution q_{old} and the posterior distribution q_{new} is inferred in (5) and (6), respectively.

Calculating the Bounded loss function The online PAC-Bayes bound 3.1 is only available for the bounded loss function. In the online PACGP framework, the bounded loss function is still chosen as follows

$$\ell_{\text{exp}}(y, \hat{y}) = 1 - \exp(-((y - \hat{y})/\epsilon)^2), \quad (14)$$

where the $\epsilon > 0$ denotes a scale parameter.

Table 1: Comparison of different online GP algorithms. The streaming GP and WISKI approaches aim to minimize the estimation error by optimizing the marginal log-likelihood. The online PACGP algorithm tries to directly optimize the generalization error upper bound.

	Objective	Optimization objective
Streaming GP	Minimize error	$\text{KL}[q_{\text{new}}(f) \hat{p}(f \mathbf{y}_{\text{old}}, \mathbf{y}_{\text{new}})]$
WISKI	Minimize error	$\log p(y X, \theta)$
Online PACGP	Minimize error and generalization bound	$\sum_{i=1}^m \mathbb{E}_{h_i \sim \hat{Q}_{i+1}} [\ell(h_i, z_i)] + \frac{\text{KL}(\hat{Q}_{i+1} P_i)}{\lambda} + \text{Cons}$

Assuming that the posterior distribution $Q_i \sim \mathcal{N}(m_i, \sigma_i^2)$, then the expectation item $\sum_{i=1}^m \mathbb{E}_{h_i \sim \hat{Q}_i} [\ell(h_i, y_i)]$ equals

$$\begin{aligned} \sum_{i=1}^m \mathbb{E}_{h_i \sim \hat{Q}_i} [\ell(h_i, y_i)] &= \sum_{i=1}^N \mathbb{E}_{h \sim \hat{Q}_i} [\ell(h, y_i)] \\ &= \sum_{i=1}^N \int dh \mathcal{N}(v | m_i, \sigma_i^2) \ell(h, y_i), \end{aligned} \tag{15}$$

where the integral part can be derived as

$$\int dh \mathcal{N}(v | m_i, \sigma_i^2) \ell_{\text{exp}}(y_i, h) = 1 - \frac{1}{\sqrt{1 + \frac{2\sigma_i^2}{\varepsilon^2}}} \exp\left[-\frac{(y_i - m_i)^2}{2\sigma_i + \varepsilon^2}\right]. \tag{16}$$

For other choices of bounded loss functions, please see Appendix 6.

As discussed before, the sum of the expected bounded loss function and the KL divergence are given in (19) and (13). The constant only relates to the constant upper bound K of the loss function and the hyperparameter confidence probability δ . Therefore the optimization objective can be calculated by substituting (19) and (13) into (12). The specific pseudo code is shown in Algorithm 1.

4.2 Online GP inference

In the prediction stage, utilizing the online PAC-Bayes theory, the prediction performance can be measured via

$$J_{\text{test}} = \sum_{i=1}^m \mathbb{E}_{h_i \sim \hat{Q}_i} [\ell(h_i, z_i)] + \frac{\lambda m K^2}{2} + \frac{\log(1/\delta)}{\lambda}, \tag{17}$$

This upper bound quantifies how efficient will the learned model predictions be in the streaming setting.

Compare with other online GP algorithms, streaming GP and WISKI approaches aim to minimize the estimation error by optimizing the marginal log-likelihood. However, the online PACGP algorithm tries to directly optimize the generalization error upper bound, which can achieve generalization performance guarantee.

5 Experiments

In this part, we first verify the performance of our algorithm on several regression datasets. We then outline the experiments designed to examine the behavior of the parameters.

5.1 Experimental settings

Baselines The baseline algorithms selected for comparison included

1. O-SGPR Bui et al. (2017). O-SGPR was developed from sparse GP regression algorithms. This algorithm can deploy probabilistic GP models in a streaming setting. The advantage of this algorithm is that it can provide explicit expressions of the posterior distribution. However, O-SGPR is only suitable for Gaussian likelihood functions.

Algorithm 1 Online PACGP algorithm

Input: new observed samples (X_t, y_t) **Output:** Learned parameters: including kernel parameters θ_{new} and inducing points z_{new} .Initializing prior distribution P_1 , kernel parameters θ and inducing points z ;**while** not done **do**

Calculating KL divergence between prior and posterior distributions via (13)

Calculating the sum of expected bounded loss function via (19)

 Calculating PAC-Bayes objective J via (12) as optimization function Minimizing the PAC-Bayes objective J **end while****return** θ_{new} and z_{new} ;

2. O-SVGP Bui et al. (2017). O-SVGP performs streaming sparse GP approximation through variational inference. Unlike O-SGPR, O-SVGP is applicable to non-Gaussian likelihoods, but its limitation is that this approach sacrifices closed-form expressions of the posterior distribution.
3. WISKI Stanton et al. (2021). Based on the structured kernel interpolation, WISKI can deliver constant-time $O(1)$ online GP updates with respect to the number of newly arrived data while retaining exact inference. Compared to O-SGPR and O-SVGP, which with exact inference, this algorithm also offers competitive performance.

Datasets We verified the proposed online PAC-Bayes GP approach using three datasets.

1. *Synthetic datasets*. To verify the effectiveness of the proposed online PACGP approach, two synthetic datasets, including *Sinusoidal dataset* and *Cosinusoidal dataset*. The *sinusoidal* is an artificial dataset, generated by *sin* function: $y = \sin(4x)$, and the *cosinusoidal* dataset is generated by *cos* function: $y = \cos(4x)$.
2. *Stock price dataset*. The stock price dataset is a low-dimensional dataset containing of a total of 251 cases, with 13 attributes in each case of the dataset. This dataset is available at <https://raw.githubusercontent.com/trungngv/cogp/master/data/fx/fx2007-processed.csv>.

In addition, for each dataset data arrive sequentially for both training and testing. To simplify the technique we also normalize all features and outputs of those datasets to mean zero and unit variance.

Parameter setting For the O-SGPR and O-SVGP, the We used the same number of inducing points for O-SGPR, O-SVGP, WISKI, and online PACGP. The implementation of these four algorithms is under the framework of GpyTorch Gardner et al. (2018). The Kernel function is selected as a spectral mixture kernel. The gradient optimization algorithm is Adam Kingma and Ba (2014). The learning rate is set as $1e - 1$ for likelihood and kernel parameters and $1e - 2$ for variational parameters. The inducing points are initialized by linearly spaced points. The models were pre-trained on 5% of the training examples and then trained online for the remaining 95%. When the new data points arrive, we update with a single optimization step for each corresponding method. For the online PACGP model, the model is pre-trained as same as O-SGPR, the ϵ^2 in bounded loss function is selected as 0.01, and confidence probability λ is set as $\frac{1}{len(x)}$, where the number of current arrived data x . The code is available at https://github.com/tyliu22/online_pacgp.

5.2 experiment results

In this part, we verify the effectiveness of the proposed algorithm.

Synthetic model We verify the effectiveness of the proposed online PAC-Bayes GP approach on two synthetic datasets, including *Sinusoidal dataset* and *Cosinusoidal dataset*. Here we consider two settings: non-iid data means the model is trained on observations in a time series fashion, and iid data means the model is trained on observations in a randomly ordered fashion. As shown in Fig. 3, the experiment results demonstrate that the proposed online PAC-Bayes GP approach can update the hyperparameter and inducing points in the online fashion, and also achieve good estimation performance.

Regression dataset We compare four online GP approaches, such as O-SGPR, O-SVGP, WISKI, and Online PACGP, with both the non-iid dataset and iid dataset. As shown in Fig. 4 and Fig. 5, all those four online GP approaches can achieve online hyper-parameter learning and pseudo-point location optimization. Besides, as shown in Table. 2, compared with other algorithms, the proposed Online PACGP achieve competitive estimation performance.

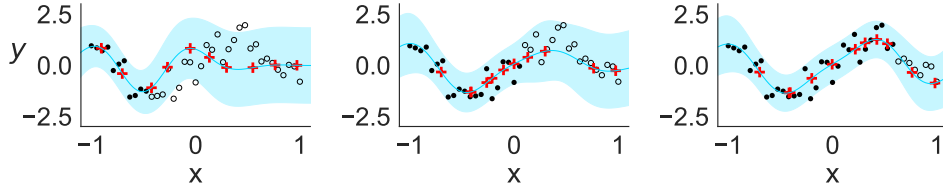
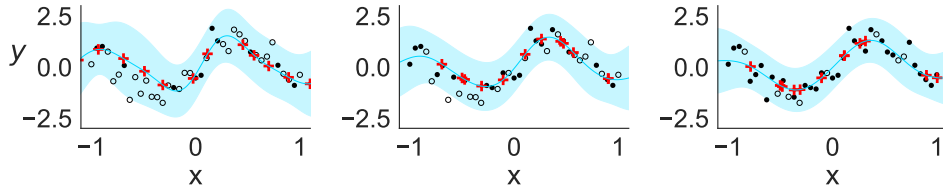
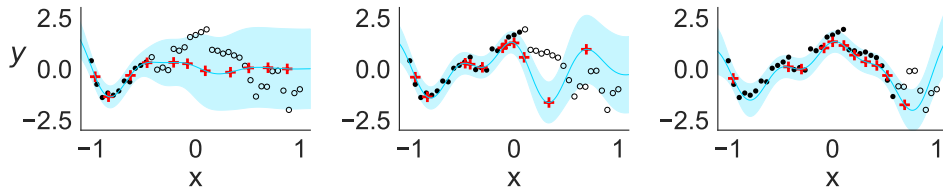
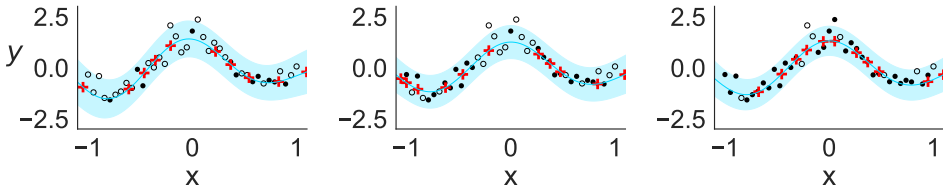
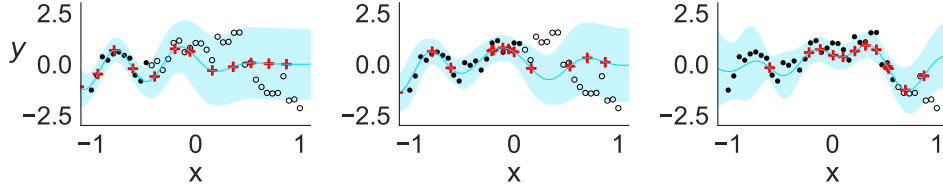
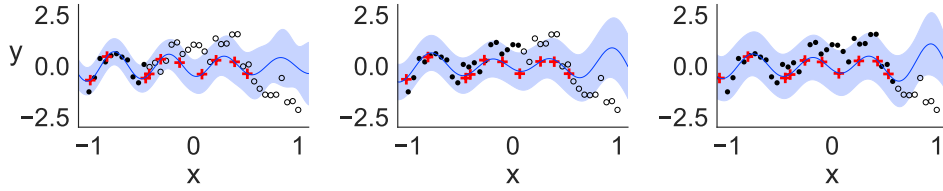
(a) Online PACGP for *sin* with non-iid data(b) Online PACGP for *sin* with iid data(c) Online PACGP for *cos* with non-iid data(d) Online PACGP for *cos* with iid data

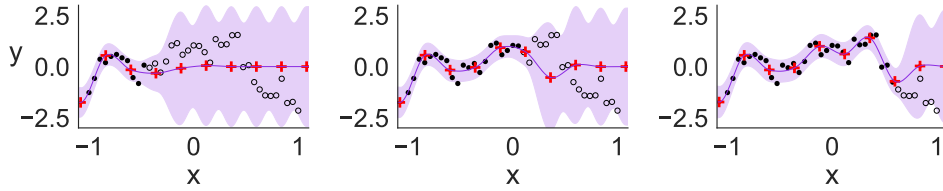
Figure 3: Effectiveness of online PACGP approach. Here, non-iid data means the model is trained on observations in a time series fashion, and iid data means the model is trained on observations in a randomly ordered fashion. Red points denote the inducing points, black points denote the training data, and the circle represents the testing points. Obviously, the proposed online PACGP approach can update the hyperparameter and inducing points in the online fashion, and also achieve good estimation performance.



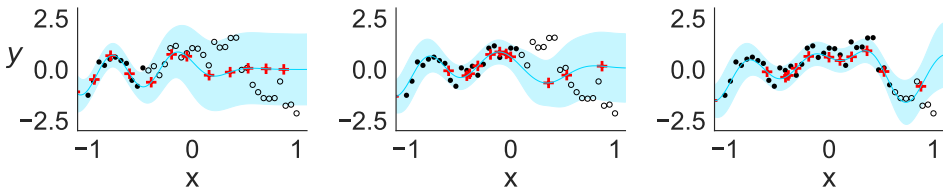
(a) O-SGPR for stock price with non-iid data



(b) O-SVGP for stock price with non-iid data

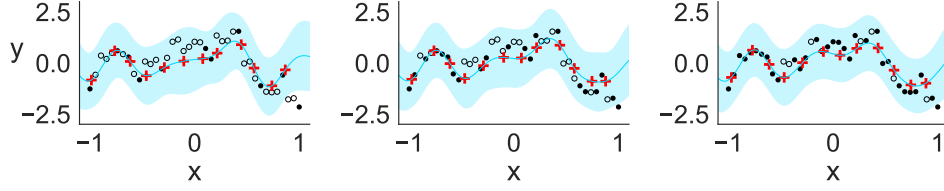


(c) WISKI for stock price with non-iid data

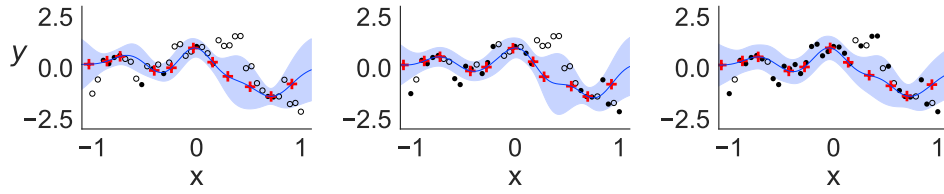


(d) Online PACGP for stock price with non-iid data

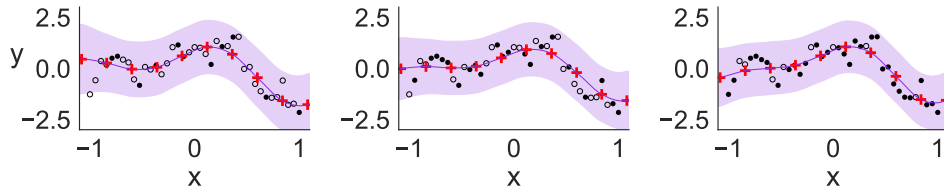
Figure 4: A comparison of four online GP approaches with the non-iid dataset, such as O-SGPR, O-SVGP, WISKI, and Online PACGP. Here, non-iid data means the model is trained on observations in a time series fashion. Red points denote the inducing points, black points denote the training data, and the circle represents the testing points. Compared with other algorithms, the proposed Online PACGP achieves better estimation performance for time series data in the online fashion.



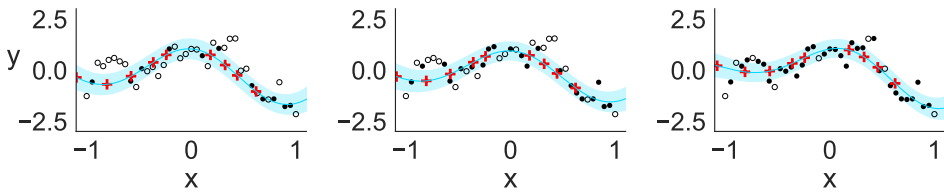
(a) O-SGPR for stock price with iid data



(b) O-SVGP for for stock price with iid data



(c) WISKI for stock price with iid data



(d) Online PACGP for stock price with iid data

Figure 5: A comparison of four online GP approaches with the iid dataset, such as O-SGPR, O-SVGP, WISKI, and Online PACGP. Here, iid data means the model is trained on observations in a randomly ordered fashion. Red points denote the inducing points, black points denote the training data, and the circle represents the testing points. Compared with other algorithms, the proposed Online PACGP also can achieve competitive estimation performance.

Table 2: A comparison of four online GP approaches, such as O-SGPR, O-SVGP, WISKI, and Online PACGP, with both the non-iid dataset and iid dataset. The averaged train MSE and test MSE are analyzed. Compared with other algorithms, the proposed Online PACGP achieve competitive estimation performance.

		$t = 10$		$t = 20$		$t = 30$	
		train error	test error	train error	test error	train error	test error
IID data	O-SGPR	0.3965	0.4834	0.2784	0.4120	0.2484	0.3537
	O-SVGP	0.0835	0.4322	0.1936	0.4753	0.2439	0.4938
	WISKI	1.1749	1.4999	1.1428	1.7391	1.6884	1.4223
	Online PACGP	0.0257	1.0146	0.0637	1.1384	0.1363	1.1595
No-IID data	O-SGPR	0.1147	1.2327	0.1093	2.3115	0.2748	1.3628
	O-SVGP	0.1048	1.2958	0.3194	2.0988	0.4395	3.9509
	WISKI	0.6075	1.2334	0.7099	1.6777	0.8696	1.8340
	Online PACGP	0.1146	1.2329	0.1035	2.2901	0.2632	1.5539

6 Conclusion and future work

In this paper, we proposed a novel online PAC-Bayes GP framework to achieve a quantified guarantee of generalization performance in the online fashion. Furthermore, an online PAC-Bayes GP algorithm with a bounded loss function is developed to offer a balance between the generalization error upper bound and accuracy. Experiments illustrate the effectiveness of the proposed algorithm. Compared with other algorithms, the proposed online PACGP method enables a numerical generalization performance guarantee with competitive accuracy performance. In the future, we will focus on applying the proposed algorithm to classification, Bayesian optimization, and active learning settings.

Acknowledgment

This work was supported by the Australian Research Council through the Discovery Project under Grant DP200100700. Tianyu Liu is supported by the International Research Training Program Scholarship (IRTP) of Australia.

References

- Achituve, I., Shamsian, A., Navon, A., Chechik, G., and Fetaya, E. (2021). Personalized federated learning with gaussian processes. *Advances in Neural Information Processing Systems*, 34:8392–8406.
- Alquier, P., Ridgway, J., and Chopin, N. (2016). On the properties of variational approximations of gibbs posteriors. *The Journal of Machine Learning Research*, 17(1):8374–8414.
- Biggs, F. and Guedj, B. (2022a). On margins and derandomisation in pac-bayes. In *International Conference on Artificial Intelligence and Statistics*, pages 3709–3731. PMLR.
- Biggs, F. and Guedj, B. (2022b). Tighter pac-bayes generalisation bounds by leveraging example difficulty. *arXiv preprint arXiv:2210.11289*.
- Bui, T. D., Nguyen, C., and Turner, R. E. (2017). Streaming sparse gaussian process approximations. *Advances in Neural Information Processing Systems*, 30.
- Cherian, J. J., Taube, A. G., McGibbon, R. T., Angelikopoulos, P., Blanc, G., Snarski, M., Richman, D. D., Klepeis, J. L., and Shaw, D. E. (2020). Efficient hyperparameter optimization by way of pac-bayes bound minimization. *arXiv preprint arXiv:2008.06431*.
- Chu, X., Jin, Y., Zhu, W., Wang, Y., Wang, X., Zhang, S., and Mei, H. (2022). Dna: Domain generalization with diversified neural averaging. In *International Conference on Machine Learning*, pages 4010–4034. PMLR.
- Clerico, E., Deligiannidis, G., and Doucet, A. (2022a). Conditionally gaussian pac-bayes. In *International Conference on Artificial Intelligence and Statistics*, pages 2311–2329. PMLR.
- Clerico, E., Deligiannidis, G., Guedj, B., and Doucet, A. (2022b). A pac-bayes bound for deterministic classifiers. *arXiv preprint arXiv:2209.02525*.
- Gardner, J., Pleiss, G., Weinberger, K. Q., Bindel, D., and Wilson, A. G. (2018). Gpytorch: Blackbox matrix-matrix gaussian process inference with gpu acceleration. *Advances in neural information processing systems*, 31.
- Germain, P., Bach, F., Lacoste, A., and Lacoste-Julien, S. (2016). Pac-bayesian theory meets bayesian inference. *arXiv preprint arXiv:1605.08636*.

- Grunwald, P., Steinke, T., and Zakyntinou, L. (2021). Pac-bayes, mac-bayes and conditional mutual information: Fast rate bounds that handle general vc classes. In *Conference on Learning Theory*, pages 2217–2247. PMLR.
- Haddouche, M. and Guedj, B. (2022). Online pac-bayes learning. *arXiv preprint arXiv:2206.00024*.
- Haddouche, M., Guedj, B., Rivasplata, O., and Shawe-Taylor, J. (2020). PAC-Bayes unleashed: generalisation bounds with unbounded losses. *arXiv preprint arXiv:2006.07279*.
- Kandasamy, K., Schneider, J., and Póczos, B. (2017). Query efficient posterior estimation in scientific experiments via bayesian active learning. *Artificial Intelligence*, 243:45–56.
- Kingma, D. P. and Ba, J. (2014). Adam: A method for stochastic optimization. *arXiv preprint arXiv:1412.6980*.
- Liu, T., Lu, J., Yan, Z., and Zhang, G. (2021a). Pac-bayes bounds for meta-learning with data-dependent prior. *arXiv preprint arXiv:2102.03748*.
- Liu, T., Lu, J., Yan, Z., and Zhang, G. (2021b). Statistical generalization performance guarantee for meta-learning with data dependent prior. *Neurocomputing*, 465:391–405.
- Liu, T., Lu, J., Yan, Z., and Zhang, G. (2022). Robust gaussian process regression with input uncertainty: A pac-bayes perspective. *IEEE Transactions on Cybernetics*.
- Lyle, C., van der Wilk, M., Kwiatkowska, M., Gal, Y., and Bloem-Reddy, B. (2020). On the benefits of invariance in neural networks. *arXiv preprint arXiv:2005.00178*.
- Maddox, W. J., Stanton, S., and Wilson, A. G. (2021). Conditioning sparse variational gaussian processes for online decision-making. *Advances in Neural Information Processing Systems*, 34:6365–6379.
- McAllester, D. A. (1999). Some PAC-Bayesian theorems. *Machine Learning*, 37(3):355–363.
- Nguyen, C. C., Do, T.-T., and Carneiro, G. (2022). Pac-bayes meta-learning with implicit task-specific posteriors. *IEEE Transactions on Pattern Analysis and Machine Intelligence*.
- Nuara, A., Trovò, F., Gatti, N., and Restelli, M. (2022). Online joint bid/daily budget optimization of internet advertising campaigns. *Artificial Intelligence*, 305:103663.
- Pitas, K. and Arbel, J. (2022). Cold posteriors through pac-bayes. *arXiv preprint arXiv:2206.11173*.
- Reeb, D., Doerr, A., Gerwinn, S., and Rakitsch, B. (2018). Learning Gaussian processes by minimizing PAC-Bayesian generalization bounds. *arXiv preprint arXiv:1810.12263*.
- Ren, A., Veer, S., and Majumdar, A. (2021). Generalization guarantees for imitation learning. In *Conference on Robot Learning*, pages 1426–1442. PMLR.
- Rezazadeh, A. (2022). A unified view on pac-bayes bounds for meta-learning. In *International Conference on Machine Learning*, pages 18576–18595. PMLR.
- Rivasplata, O., Tankasali, V. M., and Szepesvári, C. (2019). Pac-bayes with backprop. *arXiv preprint arXiv:1908.07380*.
- Seeger, M. (2002). PAC-Bayesian generalisation error bounds for Gaussian process classification. *Journal of Machine Learning Research*, 3:233–269.
- Snelson, E. and Ghahramani, Z. (2005). Sparse gaussian processes using pseudo-inputs. *Advances in neural information processing systems*, 18.
- Stanton, S., Maddox, W., Delbridge, I., and Wilson, A. G. (2021). Kernel interpolation for scalable online gaussian processes. In *International Conference on Artificial Intelligence and Statistics*, pages 3133–3141. PMLR.
- Steffen, M. F. and Trabs, M. (2022). Pac-bayes training for neural networks: sparsity and uncertainty quantification. *arXiv preprint arXiv:2204.12392*.
- Sucker, M. and Ochs, P. (2022). Pac-bayesian learning of optimization algorithms. *arXiv preprint arXiv:2210.11113*.
- Sun, S., Yu, M., Shawe-Taylor, J., and Mao, L. (2022). Stability-based pac-bayes analysis for multi-view learning algorithms. *Information Fusion*, 86:76–92.
- Titsias, M. (2009). Variational learning of inducing variables in sparse gaussian processes. In *Artificial intelligence and statistics*, pages 567–574. PMLR.
- Wang, J. M., Fleet, D. J., and Hertzmann, A. (2007). Gaussian process dynamical models for human motion. *IEEE transactions on pattern analysis and machine intelligence*, 30(2):283–298.

Appendix

Bounded loss functions

Following the Ref Reeb et al. (2018), the bounded loss functions $\ell(\cdot)$ and those integral parts can be derived as

$$\begin{aligned}
\ell_{\mathcal{K}}(y, \hat{y}) &= \mathbb{1}_{|y-\hat{y}|>\varepsilon} = \mathbb{1}_{\hat{y} \notin [y-\varepsilon, y+\varepsilon]}, \\
\ell_2(y, \hat{y}) &= \min \left\{ \left(\frac{y-\hat{y}}{\varepsilon} \right)^2, 1 \right\}, \\
\ell_{\text{exp}}(y, \hat{y}) &= 1 - \exp \left[- \left(\frac{y-\hat{y}}{\varepsilon} \right)^2 \right], \\
\ell_{\pm}(y, \hat{y}) &= \mathbb{1}_{\hat{y} \notin [r_-(y), r_+(y)]}.
\end{aligned} \tag{18}$$

Assuming that the posterior distribution $Q_i \sim \mathcal{N}(m_i, \sigma_i^2)$, then the expectation item $\sum_{i=1}^m \mathbb{E}_{h_i \sim \hat{Q}_i} [\ell(h_i, y_i)]$ equals

$$\begin{aligned}
\sum_{i=1}^m \mathbb{E}_{h_i \sim \hat{Q}_i} [\ell(h_i, y_i)] &= \sum_{i=1}^m \mathbb{E}_{h \sim \hat{Q}_i} [\ell(h, y_i)] \\
&= \sum_{i=1}^m \int dh \mathcal{N}(v | m_i, \sigma_i^2) \ell(h, y_i),
\end{aligned} \tag{19}$$

where the integral part can be derived as

$$\int dh \mathcal{N}(v | m_i, \sigma_i^2) \ell_{\text{exp}}(y_i, h) = 1 - \frac{1}{\sqrt{1 + \frac{2\sigma_i^2}{\varepsilon^2}}} \exp \left[- \frac{(y_i - m_i)^2}{2\sigma_i + \varepsilon^2} \right]. \tag{20}$$

For the other three bounded loss functions, the integral part can be calculated as

$$\int dv \mathcal{N}(v | \hat{m}_i, \hat{\sigma}_i^2) \ell_{\mathcal{K}}(y_i, v) = \Phi \left(\frac{y_i - \varepsilon - \hat{m}_i}{\hat{\sigma}_i} \right) + 1 - \Phi \left(\frac{y_i + \varepsilon - \hat{m}_i}{\hat{\sigma}_i} \right), \tag{21}$$

$$\begin{aligned}
\int dv \mathcal{N}(v | \hat{m}_i, \hat{\sigma}_i^2) \ell_2(y_i, v) &= \left(1 - \frac{(y_i - \hat{m}_i)^2 + \hat{\sigma}_i^2}{\varepsilon^2} \right) \left(\Phi \left(\frac{y_i - \varepsilon - \hat{m}_i}{\hat{\sigma}_i} \right) - \Phi \left(\frac{y_i + \varepsilon - \hat{m}_i}{\hat{\sigma}_i} \right) \right) \\
&+ 1 - \frac{\hat{\sigma}_i}{\sqrt{2\pi\varepsilon^2}} (y_i - \varepsilon - \hat{m}_i) e^{-(y_i + \varepsilon - \hat{m}_i)^2 / (2\hat{\sigma}_i^2)} \\
&- \frac{\hat{\sigma}_i}{\sqrt{2\pi\varepsilon^2}} (y_i + \varepsilon - \hat{m}_i) e^{-(y_i - \varepsilon - \hat{m}_i)^2 / (2\hat{\sigma}_i^2)},
\end{aligned} \tag{22}$$

$$\int dv \mathcal{N}(v | \hat{m}_i, \hat{\sigma}_i^2) \ell_{\pm}(y_i, v) = \Phi \left(\frac{r_-(y_i) - \hat{m}_i}{\hat{\sigma}_i} \right) + 1 - \Phi \left(\frac{r_+(y_i) - \hat{m}_i}{\hat{\sigma}_i} \right), \tag{23}$$

where the cumulative distribution function (CDF) for the normal distribution is defined as

$$\Phi(z) := \int_{-\infty}^z \frac{1}{\sqrt{2\pi}} e^{-t^2/2} dt. \tag{24}$$