

Dispersive $\pi\pi \rightarrow K\bar{K}$ amplitude and giant CP violation in B to three light-meson decays at LHCb

R. Álvarez Garrote

Centro de Investigaciones Energéticas Medioambientales y Tecnológicas (CIEMAT), Madrid, SPAIN.

J. Cuervo

Departamento de Física Teórica. Universidad Complutense. 28040 Madrid. SPAIN.

J. R. Peláez*

Departamento de Física Teórica. Universidad Complutense and IPARCOS. 28040 Madrid. SPAIN.

The LHCb collaboration has recently reported the largest CP violation effect from a single amplitude, as well as other giant CP asymmetries in several B -meson decays into three charmless light mesons. It is also claimed that this is predominantly due to $\pi\pi \rightarrow K\bar{K}$ rescattering in the final state, particularly in the 1 to 1.5 GeV region. In these analyses the $\pi\pi \rightarrow K\bar{K}$ amplitude is by default estimated from the $\pi\pi$ elastic scattering amplitude and does not describe the existing $\pi\pi \rightarrow K\bar{K}$ scattering data. Here we show how the recent model-independent dispersive analysis of $\pi\pi \rightarrow K\bar{K}$ data can be easily implemented in the LHCb formalism. This leads to a more accurate description of the asymmetry, while being consistent with the measured scattering amplitude and confirming the prominent role of hadronic final state interactions, paving the way for more elaborated analyses.

In a series of recent works the LHCb Collaboration has reported the observation of direct CP symmetry violation (CPV) in charged B -meson charmless decays into three pseudoscalar mesons. The relevance of these processes is that the observation of CPV requires the interference between a “weak” phase, which changes sign for opposite CP states, with a CP invariant “strong” phase. While the source of the first one is well understood from the Cabibbo-Kobayashi-Maskawa matrix [1, 2] of the Standard Model, and can be easily calculated in standard perturbation theory, the latter is much more troublesome due to its strong character. Moreover, it is long thought that it can be produced from short-distance quark-level contributions and/or long-distance hadronic final state interactions (FSI) [3–5]. The relevance of CPV in three-body decays (see [6] for a recent review) is that it can be studied, not only from the total or integrated charge asymmetry, which is a single number, but from the phase-space distribution of the decay, which is a function that depends on two energy variables and is much richer in structure. Moreover, the rescattering of final state hadrons is dominated by resonances that can yield huge variations throughout the phase-space distributions. The energy dependence of these distributions may allow to disentangle different sources of strong phases in CPV.

In particular, CPV both in the local and integrated phase-space asymmetries between the opposite charge $B^\pm \rightarrow K^\pm\pi^+\pi^-$ and $B^\pm \rightarrow K^\pm K^+K^-$ decays was first observed at LHCb in 2013 [7], followed by the observation of the corresponding asymmetries in $B^\pm \rightarrow \pi^\pm\pi^+\pi^-$ and $B^\pm \rightarrow \pi^\pm K^+K^-$ [8]. These $B \rightarrow 3M$ analyses were soon superseded with larger statistical samples in 2014 [9]. Whereas integrated asymmetries came up of the or-

der of 2 to 12 %, it was shown that local asymmetries could be very large, when looking at localized regions in the Dalitz plots. The collaboration suggested that FSI may be a determinant factor for this giant CP violation. In particular, asymmetries became very large when the Dalitz plot was projected on the invariant mass of the opposite-charged final mesons, and in the 1 to 1.5 GeV range, which was associated to the inelastic isoscalar S -wave $\pi^+\pi^- \leftrightarrow K^+K^-$ FSI. Even more accurate CPV results have just been presented [10], still supporting the relevance of FSI, which could also be relevant in CPV in charm decays [11].

It is only very recently that the LHCb has performed the full amplitude analyses of their run I data on $B^\pm \rightarrow \pi^\pm K^+K^-$ [12] and $B^+ \rightarrow \pi^+\pi^+\pi^-$ [13, 14]. Their most striking feature is that, for $B^\pm \rightarrow \pi^\pm K^+K^-$, the collaboration claims $\pi\pi \rightarrow K\bar{K}$ S -wave rescattering to have “the largest CP asymmetry reported to date for a single amplitude of $(-66 \pm 4 \pm 2\%)$ ”. For $B^+ \rightarrow \pi^+\pi^+\pi^-$ a similarly large value $\sim 45\%$, is also found.

The inelastic FSI framework for CPV dates back to Wolfenstein and Suzuki in [3–5]. The LHCb amplitude analyses [12–14] use a very appealing particularization to $B \rightarrow 3M$ in [15, 16], relevant in the 1 to 1.5 GeV region where the multiplicity of final states is not too high and the CPT constraint is more enlightening. It also assumes that only two particles re-scatter whereas the third is an spectator. In this formulation, the $\pi^+\pi^- \leftrightarrow K^+K^-$ complex isoscalar partial S -wave should be described by its modulus and phase $\delta_{\pi\pi K\bar{K}}$. However, in [15, 16] and subsequently in LHCb [12–14], the $\pi\pi \rightarrow K\bar{K}$ interaction is not used. Instead, it is assumed that $K\bar{K}$ and $\pi\pi$ are the only available states and, in addition, the phase is crudely estimated as $\delta_{\pi\pi K\bar{K}} \sim 2\delta_{\pi\pi\pi\pi}$ whereas its elasticity is obtained from that of $\pi\pi$ scattering. Of course, in this way they could use the model-independent dispersive analy-

* contact author:jrpelaez@ucm.es;

sis of $\pi\pi$ scattering data in [17]. It is true that meson-meson scattering experiments are plagued with systematic errors and have been usually described with crude models (see [18, 19] for reviews). Model-independent parameterizations can only be obtained through dispersive methods, whose relevance has been repeatedly emphasized in the context of heavy particle hadronic decays [20, 21]. However, as we will show below this estimate does not reproduce the $\pi\pi \rightarrow K\bar{K}$ data. Moreover, it violates Watson's Theorem [22], which implies that at KK threshold, and for partial waves with given total angular momentum and isospin, $\delta_{\pi\pi KK} = \delta_{\pi\pi\pi\pi}$, without that factor of 2. Furthermore, the poorly known $\pi\pi$ elasticity and the factor of 2 amplifying the already large $\delta_{\pi\pi\pi\pi}$ error gives rise to huge uncertainties in the description of the asymmetry FSI. Despite this treatment may provide a good hint of the relevance of FSI, it definitely calls for an implementation using the realistic $\pi\pi \rightarrow K\bar{K}$ amplitude, consistent with data and fundamental constraints.

Fortunately, a dispersively constrained $\pi\pi \rightarrow K\bar{K}$ data analysis has become recently available [19, 23]. It provides precise and model-independent parameterizations of phases and moduli for several partial waves, including the isoscalar S -wave. Here we show how to implement easily this dispersive parameterization within the formalism presently used by LHCb, proposed in [15, 16], and how it improves dramatically the accuracy of the FSI contribution to these CPV asymmetries. Moreover, it unveils hadronic structures that were masked in the uncertainties, while providing a sounded support for the FSI prominent role in these giant CP violations. Implementing these amplitudes in future LHCb analyses will provide much more precise descriptions and may allow to understand further hadronic details otherwise swamped by the huge uncertainties of the present estimates.

Let us briefly recall the, now standard, FSI formalism in [15, 16], with simplified notation and assuming CPT conservation. Consider the $\mathcal{A}^- = \langle \lambda | \mathcal{H}_W | h \rangle$ decay amplitudes of a meson h into a hadron state λ and its CP conjugated process $\mathcal{A}^+ = \langle \bar{\lambda} | \mathcal{H}_W | \bar{h} \rangle$. Here \mathcal{H}_W is the electroweak Hamiltonian. Customarily, we write $\mathcal{A}^\pm = A_\lambda + B_\lambda e^{\pm i\gamma}$, where A_λ, B_λ are CP invariant amplitudes and only the sign of the weak phase γ changes under CP . However, when the final state λ is strongly coupled to other physically accessible states λ' , we could consider that it has been produced directly from the source or from another hadronic intermediate state. Formally, and to leading order in $t_{\lambda'\lambda}$ [3, 15]:

$$\mathcal{A}_{LO}^\pm = A_\lambda + B_\lambda e^{\pm i\gamma} + i \sum_{\lambda'} t_{\lambda'\lambda} (A_{\lambda'}' + B_{\lambda'}' e^{\pm i\gamma}), \quad (1)$$

where $t_{\lambda\lambda'}$ is the familiar scattering amplitude related to the scattering S -matrix by $S_{\lambda\lambda'} = \delta_{\lambda\lambda'} + it_{\lambda\lambda'}$. Now A_λ and B_λ are understood as decay amplitudes without FSI. The above expression is formal since λ' could be a continuous label and the sum an integral, but for two-body scattering partial waves it is indeed a sum. CP asymmetries are then defined through $\Delta\Gamma_\lambda = \Gamma_{h \rightarrow \lambda} -$

$\Gamma_{\bar{h} \rightarrow \bar{\lambda}}$ with, generically, $\Gamma = |\mathcal{A}_{LO}|^2$.

Our processes involve three mesons in the final state, but there is strong evidence that, at least in some regions of phase space, the first two-body scattering largely dominates the FSI [24] and the other meson acts as an spectator. Four or more meson intermediate states are negligible below CM energies of 1 GeV and relatively small up to roughly 1.5 GeV, where giant CPV is observed.

Following [15], let us first concentrate just on S -wave $\pi\pi \leftrightarrow K\bar{K}$ rescattering, i.e. $\lambda = \pi\pi$, $\lambda' = K\bar{K}$, which is the most interesting contribution to $\Delta\Gamma_{KK(\pi\pi)}$ in $B^\pm \rightarrow K^\pm K^+ K^- (K^\pm \pi^+ \pi^-)$, when the two-meson invariant mass is in the 1 to 1.5 GeV range. We will add the other terms and waves later. Recalling that $it_{\pi\pi KK} = S_{\pi\pi KK} = |S_{\pi\pi KK}| \exp(i\delta_{\pi\pi KK})$, we can write:

$$\Delta\Gamma_{KK} \simeq \mathcal{C} |S_{\pi\pi KK}| \cos(\delta_{\pi\pi KK} + \Phi_{KK}) F(M_K^2). \quad (2)$$

Following [15] we define $\mathcal{C} = 4|K| \sin \gamma$, where $K = |K| \exp(i\Phi_{KK}) = B_{KK}^* A_{\pi\pi} - B_{\pi\pi}^* A_{KK}$, with $K_{KK} = -K_{\pi\pi}$ and $\Phi_{KK} = \Phi_{\pi\pi} + \pi$ due to CPT. Within this first approximation, \mathcal{C} can be considered constant compared to the strong s -dependence of $S_{\pi\pi KK}$. The Dalitz form-factor is $F(M_K^2) = (M_K^2)_{\max} - (M_K^2)_{\min}$, which are obtained from kinematics. The amplitude symmetrization in the two like-sign kaons is neglected as low-mass regions for each neutral KK pair are very separated in phase space. CPT implies [15] that these rescattering contributions satisfy $\Delta\Gamma_{KK} = -\Delta\Gamma_{\pi\pi}$.

However, two estimates originally made in [15], which are becoming standard [16, 25, 26], particularly in LHCb analyses [12–14] are not needed and can be easily improved. A possible reason for their use is that meson-meson scattering data are known to be plagued with systematic uncertainties and frequently analyzed with crude models. At the time of [15] a dispersively constrained analysis existed for $\pi\pi \rightarrow \pi\pi$ [17]. Thus, in order to use this dispersive representation, the first approximation was to assume a formalism with only two channels: 1 = $\pi\pi$ and 2 = KK , so that S -matrix unitarity implies:

$$(S_{\lambda\lambda'}) = \begin{pmatrix} \eta e^{2i\delta_{11}} & i\sqrt{1-\eta^2} e^{i(\delta_{11}+\delta_{22})} \\ i\sqrt{1-\eta^2} e^{i(\delta_{11}+\delta_{22})} & \eta e^{2i\delta_{22}} \end{pmatrix},$$

where η is the $\pi\pi \rightarrow \pi\pi$ elasticity. Hence, using $S_{\pi\pi KK}$ was avoided by replacing in Eq.(2):

$$|S_{\pi\pi KK}| \longrightarrow \sqrt{1-\eta^2}, \quad (3)$$

$$\delta_{\pi\pi KK} \longrightarrow \delta_{\pi\pi\pi\pi} + \delta_{KKKK} \simeq 2\delta_{\pi\pi\pi\pi}, \quad (4)$$

where the second estimate was $\delta_{KKKK} \simeq \delta_{\pi\pi\pi\pi}$, since little is known about δ_{KKKK} . Finally, setting $\Phi_{KK} = 0$ as well as $\delta_{\pi\pi KK} = 0$ above 1.5, we reproduce in Fig.1 the results of [15] for $\Delta\Gamma_{KK}$ (down) and $\Delta\Gamma_{\pi\pi}$ (up), projected from LHCb results [7], as a function of the two-meson subsystem invariant mass $M_{sub}^2 = s$. Only the normalization constant is free. Note that as nicely shown in [15], due to CPT symmetry, and just by changing its global sign, Eq.(2) roughly describes both asymmetries

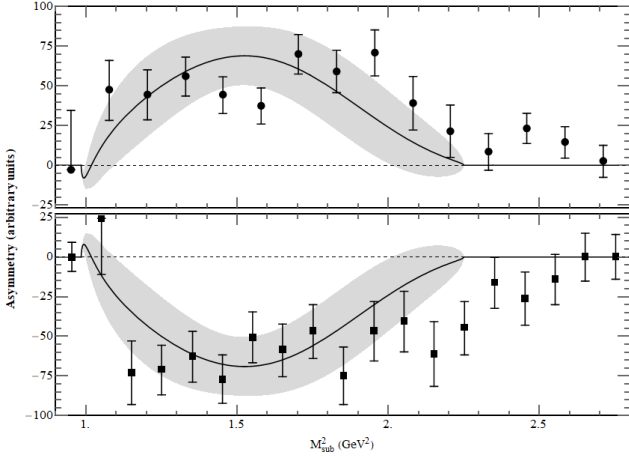


FIG. 1. CP asymmetries for $B^\pm \rightarrow K^\pm \pi^+ \pi^-$ (up) and $B^\pm \rightarrow K^\pm K^+ K^-$ (down), from Eq.(2) and the estimates in Eq.(3) and (4). The plot is identical to Fig.1 in [15]. Data from [27].

from $K\bar{K}$ threshold to $M_{sub} \simeq 1.5$ GeV, i.e., S -wave FSI dominate the s -dependence in that region.

However, neither of these estimates is needed because both $\delta_{\pi\pi KK}$ and $|S_{\pi\pi KK}|$ data up to 2 GeV exist since the 80's in [28–30], that we will call Argonne, Brookhaven-I and II, respectively. These data are shown in Fig.2. Note that, as it is customary, what we show in the bottom panel is the modulus of the isoscalar-scalar partial wave, called $g_0^0(s)$, where

$$|S_{\pi\pi KK}(s)| = \frac{4(q_P q_K)^{1/2}}{\sqrt{s}} |g_0^0(s)|, \quad s > 4m_K^2, \quad (5)$$

with $q_P = \sqrt{1 - 4m_P^2/s}$ are the $P = \pi, K$ CM momenta. There we see that Eqs.(3) and (4) fail to describe both the $|S_{\pi\pi KK}|$ and $\delta_{\pi\pi KK}$ data, respectively. For this curve we use the $\delta_{\pi\pi\pi\pi}$ and $\eta(s)$ obtained in [17], because it has become customary in the literature, although those dispersively constrained fits were updated in [31]. Had we used the latter, with smaller uncertainties, the comparison with data would be much worse. Recall also that we are subtracting π to make $2\delta_{\pi\pi\pi\pi}$ fit in the plot. Hence, Eqs.(3) and (4) can and should be avoided. But then one might wonder if the claimed relevance of $\pi\pi \rightarrow K\bar{K}$ FSI in giant CPV, depends crucially on such crude estimates and their large uncertainties, or if they still hold when a realistic $\pi\pi \rightarrow K\bar{K}$ parameterization is used instead.

Luckily, only very recently, but very timely, model-independent dispersive analyses of $\pi\pi \rightarrow KK$ data, using hyperbolic dispersion relations (Roy-Steiner equations), have become available in [23] and updated in [19]. These provide accurate Constrained Fits to Data (CFD) up to 1.47 GeV, the maximum applicability of these relations, continuously matched to unconstrained fits up to 2 GeV, for both $\delta_{\pi\pi KK}$ and $|S_{\pi\pi KK}|$, shown in Fig.2. Note that for the modulus there are two solutions. We will present results for the higher one since their difference up to 1.47

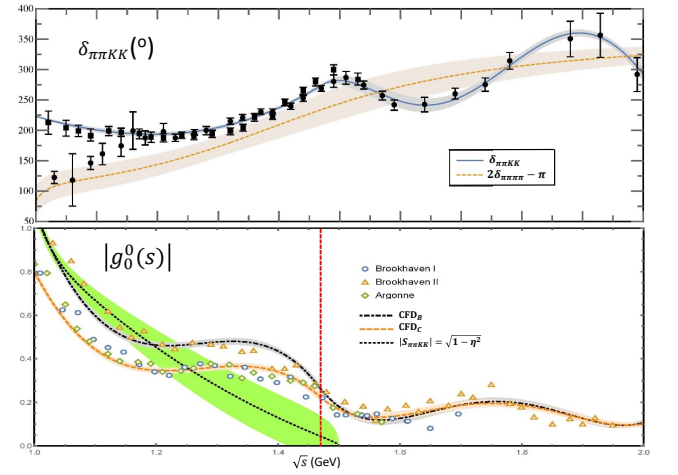


FIG. 2. Top: $\delta_{\pi\pi K\bar{K}}$ data from [28] (squares) and [29] (circles). The dashed line is the Eq.(4) estimate, although subtracting π to fit in the plot, and using [17] (PY) for $\delta_{\pi\pi\pi\pi}$. The continuous line is the dispersively constrained fit from [23] (PR). The 5 first data of [29] below 1.2 GeV are in conflict with Watson's Theorem and dispersive analyses of $\pi\pi \rightarrow \pi\pi$ and are commonly discarded. Bottom: $|g_0^0(s)|$ data. The green band is Eq.(3) and the grey and orange bands correspond to the dispersive analysis in [23].

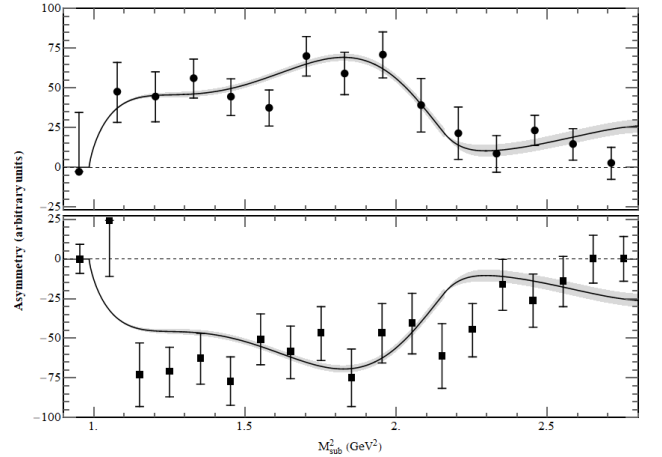


FIG. 3. As Fig.1 but using in Eq.(2) the dispersively constrained CFD parameterization of $\pi\pi \rightarrow K\bar{K}$ data from [19, 23]. Note the huge increase in precision with respect to Fig.1 and the new patterns due to resonance interplay.

GeV can be reabsorbed in the normalization parameter and at the end yield very similar results.

Thus, in Fig.3 we show the asymmetry results when the CFD $\pi\pi \rightarrow K\bar{K}$ dispersive analysis is used in Eq.(2). Our $\chi^2_{d.o.f} = 1$ and we have freed the parameter Φ finding a nonvanishing preferred value $(-34 \pm 9)^\circ$. There is an impressive improvement in precision with respect to Fig.1. Remarkably, it also shows peaks and dips associated to the interplay of the $f_0(980)$, $f_0(1370)$ and $f_0(1500)$ resonances [32] that were concealed in Fig.1

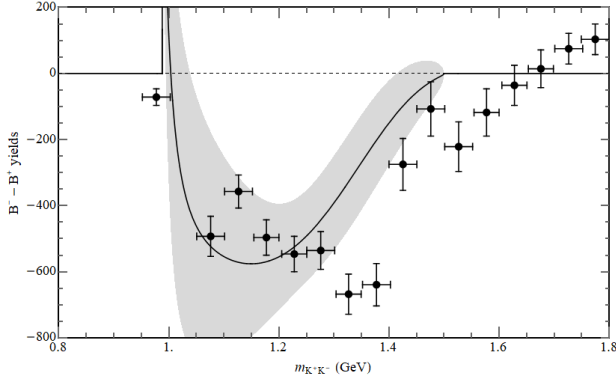


FIG. 4. Total $B^\pm \rightarrow K^\pm K^+ K^-$ asymmetry. LHCb data from the sum of Figs 6(c) and (d) in [9]. Central line, using Eqs.(3) and (4), identical to [16]. We have added here the huge uncertainty in that description.

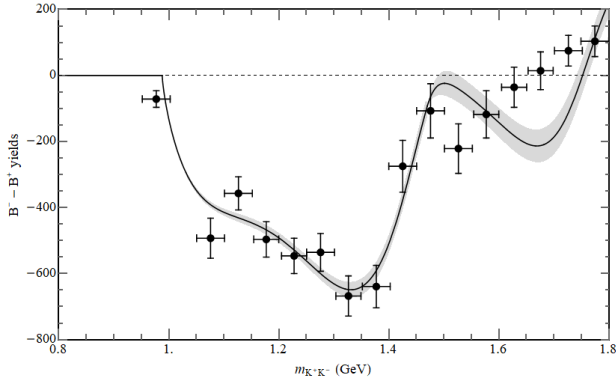


FIG. 5. As in Fig.4 but using the dispersively constrained fit to $S_{\pi\pi KK}$ data in [23]. Note the dramatic improvement in precision and the unveiling of resonant structures.

within the large uncertainty from Eqs.(3) and (4).

Furthermore, the full run I LHCb data on the $B^\pm \rightarrow K^\pm K^+ K^-$ CPV asymmetry [9], were described with Eq.(2) above, but divided by $(1 + s/\Lambda_\lambda^2)(1 + s/\Lambda_{\lambda'}^2)$, to mimic the mild s -dependence of the source term for each λ pair, with $\Lambda_{KK} = 4$ GeV and $\Lambda_{\pi\pi} = 3$ GeV. Using then Eqs.(3) and (4), we have reproduced in Fig.4 the central value of [16], but also adding the huge uncertainty due to such estimates. In contrast, we show in Fig.5 the result when using the CFD phase and modulus in [23, 32]. The central line follows much better the data, with dramatically smaller uncertainties, again unravelling the interplay between resonances. See the Appendix for details. Above 1.5 GeV this approach is not expected to be valid, due to the increasing relevance of 4π and possibly other resonances and FSI with higher angular momenta.

All in all, these results confirm, using realistic and accurate FSI, that $\pi\pi \rightarrow K\bar{K}$ rescattering does indeed play a dominant role in the appearance and the s -dependence of giant CPV at LHCb in the 1 to 1.5 GeV region.

Let us now reintroduce other relevant terms, following

the more complete model of [16], adopted by the LHCb analyses [12–14]. Thus, we recast Eq.(1) as:

$$\begin{aligned} \mathcal{A}_{LO}^\pm = & \sum_J (a_{\lambda NR}^J + b_{\lambda NR}^J e^{\pm i\gamma}) / (1 + s/\Lambda_\lambda^2) \\ & + \sum_{JR} (a_\lambda^R + b_\lambda^R e^{\pm i\gamma}) F_{R\lambda}^{BW} P_J(\cos\theta) \\ & + i \sum_{\lambda', J} t_{\lambda'\lambda}^J (a_{\lambda' NR}^J + b_{\lambda' NR}^J e^{\pm i\gamma}) / (1 + s/\Lambda_{\lambda'}^2), \end{aligned} \quad (6)$$

where the angular momenta J is explicitly separated from λ . Note that terms without FSI and other mild s -dependent contributions are grouped into a non-resonant (NR) part. Besides, the strong s -dependence of elastic scattering, $\lambda' = \lambda$, is described with usual Breit-Wigner shapes. Namely, $(1 + it_{\lambda\lambda}^J) A_{\lambda R}^J \rightarrow a_0^R F_R^{BW} P_J(\cos\theta)$, with θ the helicity angle between the like-sign mesons in the Gottfried-Jackson frame, and

$$F_R^{BW} = \frac{1}{m_R^2 - s - im_R \Gamma_R(s)}, \quad \Gamma_R(s) = \frac{k(s) m_R \Gamma_R}{k(m_R^2) s^{1/2}},$$

with $k(s)^2 = s/4 - m_\pi^2$. The two first terms in Eq.(6) correspond to a familiar isobar model, whereas inelastic FSI appear in the third term, dominated by $t_{\pi\pi KK}^0$. The resonances to be considered depends on the process. For instance, for the $B^\pm \rightarrow K^\pm \pi^+ \pi^-$ asymmetries, the energy region below the KK threshold becomes accessible. Then, the $J = 1, 0$ waves are dominated by $R = \rho(770), f_0(980)$, respectively, and it is set that

$$A_{\lambda R} = a_\lambda^\rho F_\rho^{BW}(s) k(s) \cos(\theta) + a_\lambda^f F_f^{BW}(s), \quad (7)$$

and similarly for $B_{\lambda R}$ amplitudes. Thus, on the left panel of Fig.6 we reproduce the central value of the partial CPV asymmetry obtained in [16] with this improved model, and using Eqs.(3) and (4). Note the nice $\rho(770)$ resonant peak and dip structure around 770 MeV and the marked peak of the $f_0(980)$. However, once again we are providing the huge uncertainties that appear due to such standard crude estimates. In contrast, on the right panel we show the remarkable accuracy attained when using the dispersive $\pi\pi \rightarrow K\bar{K}$ amplitude instead. Once again, details can be found in the Appendix.

As a final remark, we have limited ourselves to the simplest but appealing model formulated in [16], with the minimal substitutions needed for our purposes. Our aim is to show the accuracy and suitability of the recent dispersively constrained parameterizations of $\pi\pi \rightarrow K\bar{K}$ when implemented in the same kind of analyses that have become standard to study CPV in three body decays at LHCb. For this it is just enough to replace back all the instances of $2\delta_{\pi\pi\pi\pi}$ and $\sqrt{1 - \eta^2}$ by, respectively, $\delta_{\pi\pi KK}$ and $|S_{\pi\pi KK}|$ in [19, 23]. Note that in the notation of [19, 23], $\delta_{\pi\pi KK}(s) = \Phi_0^0(s)$ and $|g_0^0(s)|$ is provided instead of $|S_{\pi\pi KK}(s)|$, but they are related by Eq.(5) above.

The accuracy we can attain in S -wave FSI, opens an interesting outlook for further studies. In particular, reconsidering contributions neglected thus far becomes even

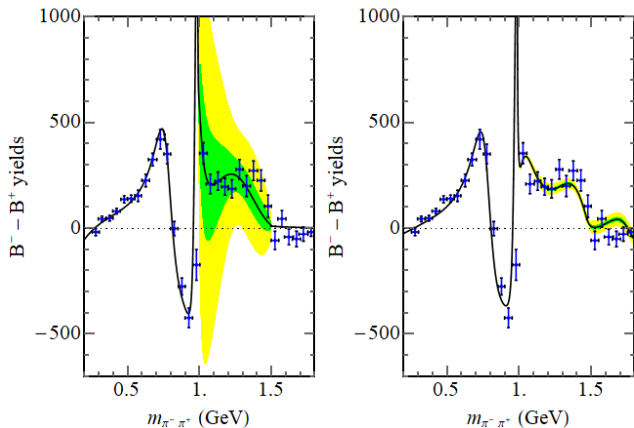


FIG. 6. Partial $B^\pm \rightarrow K^\pm \pi^+ \pi^-$ in the $\cos(\theta) < 0$ region. Left: the central value reproduces [16], using the crude estimates in Eq.(3) and (4). We have added the one (green) and three (yellow) standard deviation bands due to such estimates. Left: Same but using the dispersively constrained data analysis for $\pi\pi \rightarrow K\bar{K}$ data in [23], as proposed here. Once again, the improvement in accuracy is dramatic.

more appealing. The proponents of this model already pointed out such possible improvements like the inclusion of the S -wave in the elastic $\pi\pi$ regime, i.e. the $f_0(500)$ effects, higher partial waves in the FSI, symmetrization of the amplitude when needed, etc... Some of these effects could be easily implemented with further resonances like the $f_2(1270)$, $\rho'(1450)$, etc... or, even better, in a similar way as we have dealt with the S -wave rescattering here, but using the dispersively constrained higher waves from [19, 23]. However, ideally the fully dispersive treatment of the three-body decay, containing the two-body rescattering, should be developed along the lines of what has been done for D or other heavy meson decays [33–35], but restricted to certain regions of the B -decay phase space. Of course, the formalism may also be of interest for D meson decays themselves, since in that case the multiplicity of states in the whole decay phase-space is much smaller than in the B case. This work therefore paves the way for several lines of future developments.

In summary, we have shown how to implement, upon the popular model used by LHCb, the recent dispersively constrained parameterizations of $\pi\pi \rightarrow K\bar{K}$ to describe Final State Interactions in charmless three-body B decays, avoiding other estimates that were becoming stan-

dard. This will help reducing by about an order of magnitude the uncertainty due to FSI in present models used in the literature and by LHCb to describe giant CP violation. As a result, the dominant role of inelastic final state interactions in the strong s -dependence measured in the 1 to 1.5 GeV region is confirmed, previously based on crude estimates, is confirmed with realistic interactions. Moreover, this dramatic reduction of uncertainty when using the dispersive analyses of $\pi\pi \rightarrow K\bar{K}$ data, opens the way for a more detailed description of additional hadronic features and a precise treatment of further data. This is particularly relevant in the amplitude analysis that should be carried out for data that LHCb has just released [10] or those to be obtained in the near future.

ACKNOWLEDGEMENTS

We thank I. Bediaga, T. Frederico and P Magalhaes for discussions and clarifications. Research partially funded by the Spanish Ministerio de Ciencia e Innovación grant PID2019- 106080GB-C21 and the European Union’s Horizon 2020 research and innovation program under grant agreement No 824093 (STRONG2020).

Appendix A: Details of Calculations

To illustrate the accuracy achieved by using the dispersive analysis of $\pi\pi \rightarrow K\bar{K}$ data in [19, 23] instead of the standard crude estimates, we have made use in our calculations of the very same model employed by the LHCb own analyses of giant CPV [12–14], which was introduced by [16]. In particular, after separating the amplitude in non-resonant and resonant parts, Eq.(6), and considering just the $\rho(770)$ and $f_0(980)$ resonances as in Eq.(7), the amplitude of the process is given by $\Gamma = |\mathcal{A}_{LO}|^2$. Then, CP asymmetries are defined as $\Delta\Gamma_\lambda = \Gamma_{h \rightarrow \lambda} - \Gamma_{\bar{h} \rightarrow \bar{\lambda}}$. With a little bit of algebra, all the dependence in the generic a_λ, b_λ coefficients can be recast in terms of a few constants $\mathcal{A}, \mathcal{B}, \mathcal{B}', \mathcal{C}, \mathcal{D}, \mathcal{D}', \mathcal{F}, \mathcal{G}$ multiplying simple functions carrying the s -dependence. This is nicely done in [16] and will not be repeated here. Just for illustration, in the case of $B^\pm \rightarrow K^\pm K^+ K^-$ and $B^\pm \rightarrow K^\pm \pi^+ \pi^-$ decays, the asymmetry is reduced to

$$\begin{aligned}
\Delta\Gamma = & \frac{\mathcal{A}}{\left(1 + \frac{s}{\Lambda_\lambda^2}\right)^2} + \frac{(\mathcal{B} \cos(\delta_{\pi\pi KK}) + \mathcal{B}' \sin(\delta_{\pi\pi KK})) |S_{\pi\pi KK}|}{\left(1 + \frac{s}{\Lambda_\lambda^2}\right) \left(1 + \frac{s}{\Lambda_{\lambda'}^2}\right)} + \mathcal{C} |F_\rho^{\text{BW}}(s)|^2 k^2(s) \cos^2(\theta) \\
& + |F_\rho^{\text{BW}}(s)|^2 k(s) \cos(\theta) \left(\frac{\mathcal{D}(m_\rho^2 - s)}{\left(1 + \frac{s}{\Lambda_\lambda^2}\right)} + \frac{\mathcal{D}' |S_{\pi\pi KK}| (m_\rho \Gamma_\rho(s) \cos(\delta_{\pi\pi KK}) - (m_\rho^2 - s) \sin(\delta_{\pi\pi KK}))}{\left(1 + \frac{s}{\Lambda_{\lambda'}^2}\right)} \right) \\
& + |F_\rho^{\text{BW}}(s)|^2 |F_f^{\text{BW}}(s)|^2 k(s) \cos(\theta) (\mathcal{F}((m_\rho^2 - s)(m_f^2 - s) + m_\rho \Gamma_\rho m_f(s) \Gamma_f(s)) \\
& + \mathcal{G}((m_\rho^2 - s)m_f \Gamma_f(s) - m_\rho \Gamma_\rho(m_f^2 - s))). \tag{A1}
\end{aligned}$$

In the model [16] there are more terms, of relevance for other processes or non invariant under CPT, but we have only kept here the very same ones used in that reference, to ease the comparison.

Note that, contrary to [16] and the standard use in the literature, in Eq.(6), we have not made the replacements

$$|S_{\pi\pi KK}| \longrightarrow \sqrt{1 - \eta^2}, \tag{A2}$$

$$\delta_{\pi\pi KK} \longrightarrow 2\delta_{\pi\pi\pi\pi}, \tag{A3}$$

where $\delta_{\pi\pi\pi\pi}$ and η are the phase and elasticity of $\pi\pi \rightarrow \pi\pi$ scattering. Instead, as explained in the main text, one has to use directly the dispersively constrained fits to data (CFD) parameterizations for the S -wave isoscalar partial wave $|S_{\pi\pi KK}|$ and $\delta_{\pi\pi KK}$ obtained in [23] and slightly updated in [19]. Beware, however, of the different notation. In particular, what we call here $\delta_{\pi\pi KK}(s)$ is called $\Phi_0^0(t)$ in [19, 23]. This is because $\pi\pi \rightarrow K\bar{K}$ amplitudes can be obtained from $\pi K \rightarrow \pi K$ amplitudes by $s \leftrightarrow t$ crossing. For our purposes in this work, just replace t in [19, 23] by our s (the two-meson subsystem invariant mass) here.

For the modulus, we have to take into account that in [19, 23] the S -wave isoscalar partial-wave amplitude, called $g_0^0(s)$ instead of $t(s)$ as in the main text here, was defined with the following normalization:

$$S_{\pi\pi KK}(s) = i \frac{4(q_\pi q_K)^{1/2}}{\sqrt{s}} g_0^0(s), \quad s > 4m_K^2, \tag{A4}$$

where $q_P = \sqrt{1 - 4m_P^2/s}$ are the $P = \pi, K$ CM momenta. The detailed expression and parameters for $|g_0^0(s)|$ can be found in [19, 23], just replace t there by s here.

Concerning the parameters of the CFD parameterization, for concreteness we have used here the CFD_B parameterization, but we have also tried CFD_C . Note that their phases are almost identical and they only differ in the modulus, which is somewhat smaller for CFD_C , but has the same peaks and dips structure. However, that is easily absorbed in the parameters of our fit here, particularly in those affecting normalizations. Recall that, intuitively, the FSI dominate the s -dependence, not the normalization. As a consequence, the results for the fits

of the asymmetries, using either CFD_B or CFD_C , are almost indistinguishable to the eye, which is why we have only shown results for CFD_B . Finally, let us comment that the values of the CFD_B and CFD_C parameters in [23] have been upgraded in [19] by imposing dispersion relations not only for $\pi\pi \rightarrow K\bar{K}$ but also for the simultaneous fits to the cross-channel $\pi K \rightarrow \pi K$ process. The difference between the values of the parameters in [23] and [19] is in general minute for the CFD parameterizations. Note that everything concerning rescattering and FSI is fixed in the fits, i.e. pure input. Only the relevant $\mathcal{A}, \mathcal{B}, \mathcal{B}', \mathcal{C}, \mathcal{D}, \mathcal{D}', \mathcal{F}, \mathcal{G}$ for each process are fitted.

Finally, in this work we have calculated asymmetries either partially or totally integrated with respect to $\cos \theta$. As nicely derived in [16], the three body kinematics of three particles labeled 1,2,3, implies that this cosine can be recast as:

$$\begin{aligned}
\cos(\theta) &= a(s)m_{23}^2 + b(s), \\
a(s) &= \frac{1}{(s - 4m_\lambda^2)^{1/2} \left(\frac{(m_B^2 - m_K^2 - s)}{4s} - m_K^2 \right)^{1/2}}, \\
b(s) &= \frac{a(s)}{2} (s - m_B^2 - m_K^2 - 2m_\lambda^2). \tag{A5}
\end{aligned}$$

with $M = 5.279 \text{ GeV}$, $s = m_{12}^2$ is the invariant mass squared of the 1-2 subsystem (the one that rescatters) and m_{23}^2 the one of the 2-3 subsystem. Hence, the asymmetry now depends on two variables $\Delta\Gamma_\lambda(s, m_{23}^2)$, leading to the total asymmetry $\Delta\Gamma_\lambda(s) = \int \Delta\Gamma_\lambda(s, m_{23}^2) dm_{23}^2$.

None of these complications exist for the simplest model of Eq.2, used for Figs.1 and 3, since there we just concentrated in the scalar case. The same happens in the calculation of the $B^\pm \rightarrow K^\pm K^+ K^-$ asymmetry and Figs.4 and 5. Since we wanted to illustrate the dramatic improvement due to avoiding crude estimates, we have followed the approach of [16] and considered only the $\mathcal{B}, \mathcal{B}'$ terms. As a matter of fact, in [16] \mathcal{B}' is also set to zero, although as commented in [16], \mathcal{B} and \mathcal{B}' can be traded for just one constant, say \mathcal{B} and an angle Φ , using

$$\mathcal{C} \cos(\delta_{\pi\pi KK} + \Phi) = \mathcal{B} \cos(\delta_{\pi\pi KK}) + \mathcal{B}' \sin(\delta_{\pi\pi KK}). \tag{A6}$$

we have kept the \mathcal{B}' term because with the equation above it is just a constant shift on the phase, which does not change the overall size of the uncertainty bands. However, we will provide \mathcal{C} and the Φ angle instead of \mathcal{C} and \mathcal{B}' . Note also that, in the $\Lambda_\pi, \Lambda_K \rightarrow \infty$ limits, this reduces to Eq.(2). Namely, we are only considering the terms with S -wave FSI. Given the small uncertainties of the dispersively constrained CFD parameterization of $\pi\pi \rightarrow KK$, the data description with this simple model is still impressive. Moreover, the $\chi_{\text{d.o.f.}}^2$ calculated with the central values of the CFD up to 1.5 GeV is 1.9 whereas it was 8.5 if using the crude estimate as in Fig.4. The resulting parameters are $\mathcal{C} = 12.4 \pm 0.5$ and $\Phi = (-16.7 \pm 3.3)^\circ$. This large improvement in $\chi_{\text{d.o.f.}}^2$ would not be possible without the pattern of resonance interplay present in the $\pi\pi \rightarrow K\bar{K}$ dispersive analysis, which allows to describe much better the data points between 1.3 to 1.5 GeV while lying relatively close to those around 1.1 GeV. With this level of accuracy one could now think about adding further structure and subdominant contributions to the model.

This is why we have considered all the other terms in Eq.(A1) to describe the $B^\pm \rightarrow K^\pm \pi^+ \pi^-$ asymmetry measured in [9]. In this case, as already discussed in [16], we only consider the partial asymmetry for $|\cos \theta| < 1$, since in the other region there is a possible presence of rescattering coming from double charm decays, absent in this model [36, 37]. Thus, we have to describe the partially integrated asymmetry defined as

$$\Delta\Gamma(s)^{(\cos \theta < 0)} = \int_{-\frac{1+b}{a}}^{-\frac{b}{a}} \Delta\Gamma(s, m_{23}^2) dm_{23}^2, \quad (\text{A7})$$

where, for clarity, in the integration limits we have suppressed the s -dependence of $a(s)$ and $b(s)$. Once again, we refer to [16] for the detailed derivation.

These are the equations we have used to obtain Fig.6. However, we should note that we cannot reproduce an additional $1/\sqrt{s - 4m_P^2}$ threshold factor that is present

in the equations of [16] after integration. Thus our calculations do not have it. We think this might be responsible for the spike observed at KK threshold in Fig.4, where we mimic the central values in [16]. Note that it is absent from the Fig.5 done without such term.

The absence of that factor can be illustrated by integrating the simplest term in Eq.(A1) for the KKK asymmetry. Namely, $\mathcal{A}/(1 + s/\Lambda_\lambda^2)^2$, which does not depend on $\cos \theta$ and therefore on m_{23} . Thus, it factors out of the integral

$$\begin{aligned} \Delta\Gamma(s)^{(\cos \theta < 0)} &= \int_{-\frac{1+b}{a}}^{-\frac{b}{a}} \frac{\mathcal{A}}{\left(1 + \frac{s}{\Lambda_\lambda^2}\right)^2} dm_{23}^2 \\ &= \frac{\mathcal{A}}{\left(1 + \frac{s}{\Lambda_\lambda^2}\right)^2} \int_{-\frac{1+b}{a}}^{-\frac{b}{a}} dm_{23}^2 = \frac{\mathcal{A}/a(s)}{\left(1 + \frac{s}{\Lambda_\lambda^2}\right)^2}, \end{aligned}$$

Whereas in [16] it is used

$$\frac{\mathcal{A}/a(s)}{\sqrt{s - 4m_K^2} \left(1 + \frac{s}{\Lambda_\lambda^2}\right)^2}. \quad (\text{A8})$$

As commented above we have not been able to find that extra $\sqrt{s - 4m_K^2}$, which thus is not present in our calculations.

For completeness, we provide here the values of the parameters of our fit, up to 1.5 GeV, for the $B^\pm \rightarrow K^\pm \pi^+ \pi^-$ and the right panel of Fig.6:

$$\begin{aligned} \mathcal{C} &= -13.8 \pm 0.5, & \Phi &= (-58.9 \pm 3.4)^\circ, \\ \mathcal{D} &= 2.2 \pm 0.2, & \mathcal{D}' &= -17.0 \pm 0.9 \\ \mathcal{F} &= 1.10 \pm 0.05, & \mathcal{G} &= -0.55 \pm 0.04, \end{aligned}$$

Once again we have traded \mathcal{B} , and \mathcal{B}' for \mathcal{C} and Φ , respectively, using Eq.(A6). Despite the nice-looking result, the $\chi_{\text{d.o.f.}}^2 = 3$, so, there is large room for improving the model with further resonances, like the $f_0(500)$ at low energies, or the $\rho'(1450)$, as well as a FSI treatment of higher partial waves similar to the one performed here for the S -wave.

-
- [1] N. Cabibbo, Phys. Rev. Lett. **10**, 531 (1963).
 - [2] M. Kobayashi and T. Maskawa, Prog. Theor. Phys. **49**, 652 (1973).
 - [3] L. Wolfenstein, Phys. Rev. D **43**, 151 (1991).
 - [4] M. Suzuki and L. Wolfenstein, Phys. Rev. D **60**, 074019 (1999), arXiv:hep-ph/9903477.
 - [5] M. Suzuki, Phys. Rev. D **77**, 054021 (2008), arXiv:0710.5534 [hep-ph].
 - [6] I. Bediaga and C. Göbel, Prog. Part. Nucl. Phys. **114**, 103808 (2020), arXiv:2009.07037 [hep-ex].
 - [7] R. Aaij *et al.* (LHCb), Phys. Rev. Lett. **111**, 101801 (2013), arXiv:1306.1246 [hep-ex].
 - [8] R. Aaij *et al.* (LHCb), Phys. Rev. Lett. **112**, 011801 (2014), arXiv:1310.4740 [hep-ex].
 - [9] R. Aaij *et al.* (LHCb), Phys. Rev. D **90**, 112004 (2014), arXiv:1408.5373 [hep-ex].
 - [10] R. Aaij *et al.* (LHCb), (2020), arXiv:2206.07622 [hep-ex].
 - [11] I. Bediaga, T. Frederico, and P. Magalhaes, (2022), arXiv:2203.04056 [hep-ph].
 - [12] R. Aaij *et al.* (LHCb), Phys. Rev. Lett. **123**, 231802 (2019), arXiv:1905.09244 [hep-ex].
 - [13] R. Aaij *et al.* (LHCb), Phys. Rev. Lett. **124**, 031801 (2020), arXiv:1909.05211 [hep-ex].
 - [14] R. Aaij *et al.* (LHCb), Phys. Rev. D **101**, 012006 (2020), arXiv:1909.05212 [hep-ex].
 - [15] I. Bediaga, T. Frederico, and O. Lourenço, Phys. Rev. D **89**, 094013 (2014).
 - [16] N. Alvarenga and others., Phys. Rev. D **92**, 054010 (2015), arXiv:1506.08332 [hep-ph].
 - [17] J. Pelaez and F. Yndurain, Phys. Rev. D **71**, 074016

- (2005).
- [18] J. R. Pelaez, Phys. Rept. **658**, 1 (2016), arXiv:1510.00653 [hep-ph].
 - [19] J. R. Peláez and A. Rodas, Phys. Rept. **969**, 1 (2022), arXiv:2010.11222 [hep-ph].
 - [20] I. I. Bigi, in *11th Conference on Flavor Physics and CP Violation* (2013) arXiv:1306.6014 [hep-ph].
 - [21] I. I. Bigi, Open Phys. J. **3**, 1 (2016), arXiv:1411.0723 [hep-ph].
 - [22] K. M. Watson, Phys. Rev. **88**, 1163 (1952).
 - [23] J. R. Pelaez and A. Rodas, Eur. Phys. J. C **78**, 897 (2018), arXiv:1807.04543 [hep-ph].
 - [24] P. C. Magalhaes, M. R. Robilotta, K. S. F. F. Guimaraes, T. Frederico, W. de Paula, I. Bediaga, A. C. d. Reis, C. M. Maekawa, and G. R. S. Zarnauskas, Phys. Rev. D **84**, 094001 (2011), arXiv:1105.5120 [hep-ph].
 - [25] H.-Y. Cheng, C.-K. Chua, and Z.-Q. Zhang, Phys. Rev. D **94**, 094015 (2016), arXiv:1607.08313 [hep-ph].
 - [26] H.-Y. Cheng and C.-K. Chua, Phys. Rev. D **102**, 053006 (2020), arXiv:2007.02558 [hep-ph].
 - [27] R. Aaij *et al.* (LHCb), Phys. Rev. Lett. **111**, 101801 (2013), arXiv:1306.1246 [hep-ex].
 - [28] D. H. Cohen, D. S. Ayres, R. Diebold, S. L. Kramer, A. J. Pawlicki, and A. B. Wicklund, Phys. Rev. D **22**, 2595 (1980).
 - [29] A. Etkin *et al.*, Phys. Rev. D **25**, 1786 (1982).
 - [30] R. S. Longacre *et al.*, Phys. Lett. B **177**, 223 (1986).
 - [31] R. Garcia-Martin, R. Kaminski, J. R. Pelaez, J. Ruiz de Elvira, and F. J. Yndurain, Phys. Rev. D **83**, 074004 (2011), arXiv:1102.2183 [hep-ph].
 - [32] A. Pelaez, J.R. Rodas and J. Ruiz de Elvira, (2022), arXiv:2206.14822 [hep-ph].
 - [33] F. Niecknig and B. Kubis, JHEP **10**, 142, arXiv:1509.03188 [hep-ph].
 - [34] F. Niecknig and B. Kubis, Phys. Lett. B **780**, 471 (2018), arXiv:1708.00446 [hep-ph].
 - [35] H. Akdag, T. Isken, and B. Kubis, JHEP **02**, 137, arXiv:2111.02417 [hep-ph].
 - [36] I. Bediaga, T. Frederico, and P. C. Magalhães, Phys. Lett. B **780**, 357 (2018), arXiv:1712.01230 [hep-ph].
 - [37] I. Bediaga, T. Frederico, and P. C. Magalhães, Phys. Lett. B **806**, 135490 (2020), arXiv:2003.10019 [hep-ph].