

Interpretation of multi-TeV photons from GRB221009A

Ali Baktash, Dieter Horns,* and Manuel Meyer

Universität Hamburg, Luruper Chaussee 149, D-22761 Hamburg

(Dated: October 14, 2022)

The nearby GRB22109A at redshift $z = 0.1505$ has been observed up to a maximum energy of 18 TeV with the LHAASO air shower array. The expected optical depth for a photon with energy $E_\gamma = 18$ TeV varies between 9.2 and 27.1 according to existing models of the extra-galactic background light in the relevant mid infra-red range. The resulting suppression of the flux makes it unlikely that this photon could have been observed. If the photon event and its energy are confirmed and possibly even more photons above 10 TeV have been observed, the photon-pair production process would have to be suppressed by mechanisms predicted in extensions of the Standard Model of particle physics. We consider the possibilities of photon mixing with a light pseudo-scalar (e.g., axion-like particles; ALPs) in the magnetic field of the host galaxy and the Milky Way and Lorentz invariance violation (LIV). In the case of photon-ALP mixing, the boost factor would reach values $\sim 10^6$ for photon couplings not ruled out by the CAST experiment. In the case of LIV, required boost factors are achievable for a LIV breaking energy scale $\lesssim 10^{28}$ eV for the linear modification of the dispersion relation and $\lesssim 10^{20}$ eV for the quadratic modification. A more simple explanation would be a misidentification of a charged cosmic-ray air shower.

I. INTRODUCTION

The exceptionally bright GRB221009A was registered with the BAT instrument onboard the *Swift* satellite on 2022-10-09 at 14:10:17 UT. The object was subsequently detected with the XRT and the UVOT (reported in the Gamma-ray Coordinates Network Notice GCN 32632 [1]). Given the exceptional brightness of the object and its proximity to the Galactic plane ($l = 52^\circ 57' 27.8''$, $b = 04^\circ 19' 17.9''$), the object was initially considered to be a Galactic X-ray transient (Swift J1913.1+1946). The earlier trigger at 13:16:59.00 UT (in the following t_0) of the Gamma-ray burst monitor (GBM, GCN 32636) and the subsequent detection with the large-area telescope (LAT, GCN 32637) at 14:17:05.99 UT on board the *Fermi* satellite made clear that the object is the brightest gamma-ray burst event detected so far. The emission was sufficiently bright that photons were detected even 25 ksec after the burst occurred. The most energetic photon with $E_\gamma = 99.3$ GeV (detected at $t_0 + 240$ s) is the photon with the highest energy detected from any GRB with *Fermi* LAT[4] (GCN 32658). The energy spectrum above 100 MeV is characterised with a power-law with photon index -1.87 ± 0.04 with an integrated flux between 100 MeV and 1 GeV of $(6.2 \pm 0.4) \times 10^{-3} \text{ cm}^{-2} \text{ s}^{-1}$. The flux is averaged in the time interval from $t_0 + 200$ s to $t_0 + 800$ s. The temporal structure of the GBM light curve indicates that the first maximum was followed by a brighter emission period with multiple maxima with a duration $t_{90} \approx 327$ s (GCN 32642). The fluence of the second maximum at 0.03 erg/cm^2 is affected by saturation. The peak photon flux at $t_0 + 238$ s is $(2385 \pm 3) \text{ ph cm}^{-2} \text{ s}^{-1}$.

Given the exceptional brightness at X-rays and high energy gamma rays, it is expected that the object is rather nearby. The first red-shift estimate obtained

at $t_0 + 11.55$ hrs from a spectrum taken with the X-shooter at VLT (GCN 32648) is based upon the detection of absorption lines (CaII, CaI) at $z = 0.151$ ($d_L = 753$ Mpc). This measurement is confirmed with the GTC (GCN 32686: $z = 0.1505$) and provides an estimate of the isotropic energy release using the GBM fluence of $2 \times 10^{54} \text{ erg} \approx 1 M_\odot c^2$. According to the preliminary classification of the object (GCN 32686) GRB221009A is a Type II (collapsar) burst [2, 3].

II. ORIGIN OF THE 18 TEV PHOTON

The observational data obtained with various space-based X-ray and gamma-ray instruments will provide important information on the origin of the emission and the nature of the object. However, in the following, we will focus our analysis on the very high energy emission that was observed with the LHAASO experiment [6]. The LHAASO collaboration reported in GCN 32677 the detection of the GRB both with the water Cherenkov Detector Array (WCDA) (significance of 100σ) and the larger air shower detector KM2A (significance of 10σ) within t_0 and $t_0 + 2000$ s. The total number of photons above 500 GeV reported is ≥ 5000 reaching up to a maximum photon energy of 18 TeV. In the following, we assume the detection of the most energetic photon with KM2A which features a relative energy resolution of $\sigma_E/E_\gamma \approx 40 \%$ [5]. The object was observed at a zenith angle distance from 30° to 35° .

A. Absorption in the extra-galactic background light

In Tab. I, we list the optical depth values for a photon of nominal energy $E_\gamma = 18$ TeV and $E_\gamma - \sigma_E \approx 10$ TeV detected from a red shift $z = 0.1505$ using a selection of

* dieter.horns@uni-hamburg.de

models for the extra-galactic background light (EBL) [15]. For a given optical depth τ , the observed flux is attenuated by a factor $\exp(-\tau)$ which in this case ranges from $\exp(-27.1) = 1.7 \times 10^{-12}$ for the upper bound model of Ref. [7] at $E_\gamma = 18$ TeV to $\exp(-4.4) = 10^{-3}$ for the lower bound model of Ref. [7] at $E_\gamma = 10$ TeV. The photon density of the EBL in the mid infra-red at wavelengths from $\lambda = 5 \mu\text{m}$ to $\lambda = 20 \mu\text{m}$ is poorly constrained through observations. The estimate on the optical depth in the energy range affected by pair production with these near-infrared photons relies therefore mainly on models. The models however suffer from uncertainties on the amount of stellar light re-processed by polycyclic aromatic hydrocarbon (PAH) molecules present in the galaxies.

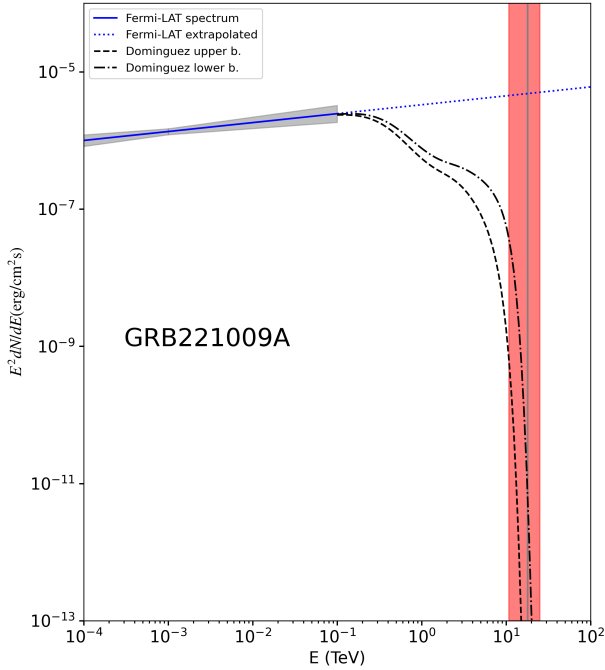


FIG. 1. Spectral energy distribution of the high and very high energy emission of GRB221009A. The bow-tie marks the estimated confidence region of the *Fermi*-LAT measurement. The extrapolated spectrum is corrected with the optical depth determined with two models that bracket the range of model predictions. The vertical shaded region marks the maximum energy E_γ with a relative energy resolution of 40 %.

The effect of absorption leads to a strong suppression of the observable flux at TeV energies. In Fig. 1, we show the flux measurement of GRB221009A during the time-interval from $t_0 + 200$ s to $t_0 + 800$ s obtained with *Fermi* LAT (GCN 32658). The uncertainty on the flux and the photon index constrain a bow-tie shaped region in the spectral energy distribution (SED) shown in Fig. 1.

B. Expected photon and background counts

In the following, we estimate the number of photons N_γ expected to be detected with LHAASO WCDA and KM2A when extrapolating the *Fermi*-LAT energy spectrum beyond 100 GeV and assuming the optical depth values for different EBL models.

With a given collection area $A(E)$, observation time Δt , and with an assumed differential photon flux $F(E)$, we calculate N_γ in the energy range from $[E_1, E_2]$:

$$N_\gamma = \Delta t \int_{E_1}^{E_2} F(E) A(E) e^{-\tau(E)} dE. \quad (1)$$

The differential photon flux $F(E)$ is modelled as a power-law

$$F(E) = F_0 \left(\frac{E}{E_0} \right)^\Gamma, \quad (2)$$

with parameters from the best-fitting values of the *Fermi*-LAT spectrum taken during the outburst: $\Gamma = -1.87 \pm 0.04$ and $F_0 = 2.1 \times 10^{-6} \text{ cm}^{-2} \text{ s}^{-1} \text{ TeV}^{-1}$. The collection area for the WCDA has been released by the LHAASO collaboration as supplementary information [27]. The collection area for the KM2A has been taken from Fig. 2 from [5]. In combination with the set of EBL models, we list in Tab. I, the number of expected photons for $E_\gamma > 500$ GeV and for $E_\gamma > 18$ TeV.

The relative energy resolution of LHAASO-KM2A is $\sigma_E/E \approx 0.4$ at energies just below 20 TeV. Since $\tau > 1$, the exponential suppression leads to large differences in the number of expected photons when changing the

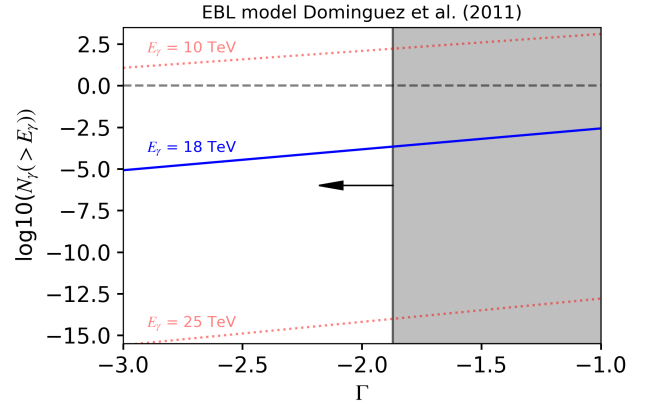


FIG. 2. Expected number of photons above $E_\gamma = 18$ TeV for a range of spectral indices Γ assuming the EBL model of Ref. [7]. The gray shaded area denotes the range of spectral indices that can be excluded with the *Fermi*-LAT measurement. The dashed horizontal line marks unity. The dotted lines indicate the upper and lower gamma-ray energies when the 1σ interval of the LHAASO energy resolution is considered.

TABLE I. For a set of models for the extra-galactic background light (EBL), we list the resulting optical depth τ for the nominal photon energy of 18 TeV and for a lower bound of 10 TeV within the range of a relative energy resolution of $\approx 40\%$. With the extrapolated spectral measurement of GRB221009A with *Fermi* LAT, we estimate the expected number of photons above 500 GeV and 18 TeV respectively. The number of misidentified cosmic-ray events expected to be seen within 2000 s N_{cr} above 18 TeV is listed in the last column (it is independent of the assumed EBL model).

Model reference	$\tau(18 \text{ TeV})$	$\tau(10 \text{ TeV})$	$N_\gamma(> 500 \text{ GeV})$	$N_\gamma(> 18 \text{ TeV})$	$\langle N_{\text{cr}} \rangle$
Franceschini et al. (2008) ^a	18.2	6.7	4900	6.7×10^{-4}	2...3
Franceschini et al. (2017) ^a	21.7	7.5	4500	2.0×10^{-5}	
Saldana-Lopez et al. (2022) ^a	19.1	6.9	5100	2.5×10^{-4}	
Saldana-Lopez et al./upper bound	23.6	8.4	3900	2.9×10^{-6}	
Saldana-Lopez et al./lower bound	14.7	5.4	6800	2.2×10^{-2}	
Kneiske & Dole (2010) ^a	9.2	4.5	6800	5.3	
Finke et al. (2010) ^a	9.9	6.0	4000	2.9	
Dominguez et al. (2011) ^a	19.2	6.1	4500	2.3×10^{-4}	
Dominguez et al./upper bound	27.1	7.8	3900	8.6×10^{-8}	
Dominguez et al./lower bound	13.5	4.4	5800	6.9×10^{-2}	
Inoue et al. (2013) ^a	20.4	7.2	7400	7.3×10^{-5}	
Gilmore et al. (2012) ^a	13.3	5.4	4500	9.2×10^{-2}	
Gilmore et al., fixed model	13.8	5.6	5600	5.3×10^{-2}	

^a [7–14]

^b in units of $10^{-11} \text{ GeV}^{-1}$, assuming a fixed mass of $m_a = xx \text{ neV}$

energy within the range expected for the given resolution. Additionally, the expected number of photons changes when modifying the photon index Γ , see Eqn. (1). In Fig. 2, the expected number of photons is shown for the nominal energy $E_\gamma = 18 \text{ TeV}$ and for different values of Γ .

For spectra that are softer than in the energy range covered with *Fermi* LAT, the value of N_γ drops by a factor of ≈ 10 when changing the index by one unit from e.g. -2 to -3 . When changing the energy from 18 TeV to 10 TeV, the number of photons increases by more than 3 orders of magnitude. When increasing the energy to 25 TeV, the expected number of photons decreases by 10 orders of magnitude. The values shown in Fig. 2 are derived for one particular EBL model. The trends that we can observe in Fig. 2 are generally valid for all models considered here.

The expected number of background events N_{cr} of misidentified charged cosmic-ray air showers depends upon the choice of event selection cuts. The background rate R_{cr} at 18 TeV for the full KM2A array can be read off Fig. 2 from [16] to be $R_{\text{cr}} \approx 5 \text{ events/hour}$. Consequently, the expected number of misidentified events for the $\Delta t = 2000 \text{ s}$ exposure during the activity of GRB221009A results in $\langle N_{\text{cr}} \rangle \approx 2.8$.

C. Reducing the gamma-ray opacity with Physics beyond the Standard Model

The high optical depth values reported in Tab. I suggest that the observation for gamma rays above energies of tens of TeV for the reported GRB redshift are very unlikely. If the LHAASO event turns out to originate from GRB221009A, a possibility to reduce the effective

opacity is given by either the oscillation between photons and hypothetical light pseudo-scalar bosons in or by Lorentz Invariance Violation (LIV). We discuss these two scenarios in the following.

1. Photon mixing with light pseudo-scalar (axion-like) particle

Such pseudo-scalar bosons, often referred to as axions or axion-like particles (ALPs), are predicted in numerous extensions of the Standard Model [see, e.g., 17, for a review] and are plausible candidates for cold dark matter [18–21]. Photons could and ALPs could convert into each other in the presence of external magnetic fields. The oscillation would lead to a reduction of the opacity as these particles do not undergo pair-production with background photons.

This process has been studied extensively in connection with gamma-ray observations of blazars and considering different magnetic fields along the line of sight [see, e.g., 22, for a recent review]. As pointed out recently [23], photon-ALP conversions could also be responsible for the observation of the 18 TeV gamma ray reported by LHAASO. Here, we investigate if photon-ALP oscillations could yield the required boost in photon flux to explain the LHAASO observations considering a range of ALP masses m_a and photon-ALP couplings $g_{a\gamma}$. The boost is defined as the ratio $P_{\gamma\gamma}/\exp(-\tau)$, where $P_{\gamma\gamma}$ is the photon survival probability, i.e., the probability to observe an emitted gamma ray when ALPs are considered. The standard EBL attenuation is given by $\exp(-\tau)$.

For the astrophysical magnetic fields, we consider a minimal scenario: we include the magnetic field of the host galaxy as well as the magnetic field of the Milky

Way. For the host, we conservatively assume mixing in the regular component of a plausible galactic magnetic field. We take the component transversal to the propagation direction to be $0.5 \mu\text{G}$ coherent over 10 kpc [e.g., 12]. The magnetic field of the Milky Way is described by the regular component of the model in Ref. [24]. We do not consider mixing in the GRB emission region itself as these parameters are at this stage highly uncertain. Including the mixing in the emission region with the parameters used in Ref. [25] does not change our results. We only consider the EBL model of [7].

With these model assumptions, we numerically solve the photon-ALP equations of motion using the transfer-matrix approach implemented in the open-source software package GAMMAALPs [26][33]. An example is shown in Fig. 3 for $m_a = 10^{-7} \text{ eV}$ and $g_{a\gamma} = 2 \times 10^{-11} \text{ GeV}^{-1}$. Clearly, above $\sim 10 \text{ TeV}$, the photon flux is greatly enhanced by photon-ALP conversions.

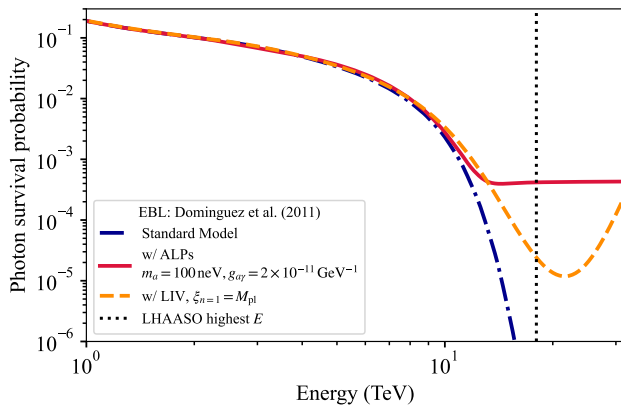


FIG. 3. An example for the photon survival probability in the presence of ALPs or LIV as a function of energy. ALPs are produced in the host galaxy of the GRB and reconvert into gamma rays in the Galactic magnetic field. For the chosen magnetic field and ALP parameters, this reconversion leads to an enhanced transparency above $\sim 10 \text{ TeV}$. Similarly, the opacity is reduced for the linear LIV effect setting in at energies around the Planck mass M_{Pl} .

We now perform the calculation of the boost over a grid of m_a and $g_{a\gamma}$ at an energy of $E_\gamma = 18 \text{ TeV}$ to identify the ALP parameter space (given our model assumptions) which could lead to the required boost to explain the LHAASO observation. The result is shown in Fig. 4. Even for comparatively low coupling values above $2 \times 10^{-12} \text{ GeV}^{-1}$ the boost factor is already a factor of 10 for $m_a \lesssim 2 \times 10^{-7} \text{ eV}$. In our B -field scenario with the EBL model of Ref. [7], we reach the required boost of 10^4 (see Tab. I) for $g_{a\gamma} \gtrsim 10^{-11} \text{ GeV}^{-1}$ for $m_a \lesssim 10^{-7} \text{ eV}$. This parameter space is not constrained by the latest bound from the CAST experiment [28] but is in tension with constraints derived from optical polarization measurements from magnetic white Dwarfs [29]. Below 10 neV , the parameter space where the boost is larger than one is strongly constrained by gamma-ray and X-

ray observations [see, e.g., 30, for a recent compilation of constraints].

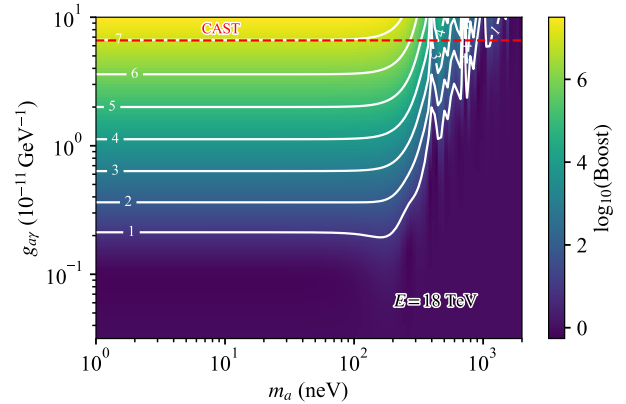


FIG. 4. The logarithm of the boost factor of the photon flux over a grid of ALP parameters at $E_\gamma = 18 \text{ TeV}$. Parameters above the red dashed line are excluded by CAST.

2. Photon opacity in LIV scenarios

Theories of quantum gravity commonly predict LIV [see, e.g., 31] which would have numerous implications for astrophysical observations [e.g., 32, for a review]. Here, we largely follow the reviews in Refs. [22, 32]. Most importantly in the present context, certain effective field theories predict a modified dispersion relation for photons (and electrons) to leading order n . In the subluminal case, where the photon velocity (which now depends on the photon energy) is smaller than the speed of light, c . In this case, the modified dispersion relation leads to a modification of the pair production threshold. For gamma rays of energy E_γ and background photons of energy ϵ it now reads,

$$E'_\gamma \epsilon' \geq \frac{2(m_e c^2)^2}{1 - \cos \theta'} + |\xi_n| \frac{E_\gamma^{n+2}}{4M^n}, \quad (3)$$

where m_e is the mass of the electron and θ is the angle between the photon momenta. The primed quantities indicate the comoving frame. The second term in this equation stems from the modified dispersion relation, where $\xi_n = 1$ if only photons are affected by LIV and $\xi_n = (1 + 2^{-n})^{-1}$ if both electrons and photons are affected. The energy scale where LIV becomes important is denoted by M and is often given in units of the Planck mass, $M_{\text{Pl}} = \sqrt{\hbar c^5/G} \sim 1.22 \times 10^{28} \text{ eV}$. As a consequence of the modified threshold, pair production will be suppressed above some gamma-ray energy. This is illustrated in Fig. 3 for $M = M_{\text{Pl}}$ for $n = 1$ and for LIV only affecting photons (which we will assume throughout). Clearly, the opacity in the presence of LIV, which we denote with τ_{LIV} , is reduced above $\sim 10 \text{ TeV}$ and the

photon survival probability increases towards one above 20 TeV.

We now test for which values of the LIV energy scale M we achieve a sufficient boost factor $\exp(-\tau_{\text{LIV}} + \tau)$ that would explain the observation of an 18 TeV gamma ray. For both the linear ($n = 1$) and quadratic case ($n = 2$), we step through values of M and calculate τ_{LIV} and the boost [?]. The results are shown in Fig. 5. For $n = 1$ ($n = 2$), the LIV energy M must be just below M_{pl} (a few times 10^{20} eV) for a boost $\gtrsim 10^4$. This parameter space is already heavily constrained from searches for a reduced opacity using observations of Cherenkov Telescopes of blazars. In particular, the stacking of observations of multiple sources constrains $M \gtrsim 10^{29}$ eV ($M \gtrsim 2 \times 10^{21}$ eV) for $n = 1$ ($n = 2$) [34].

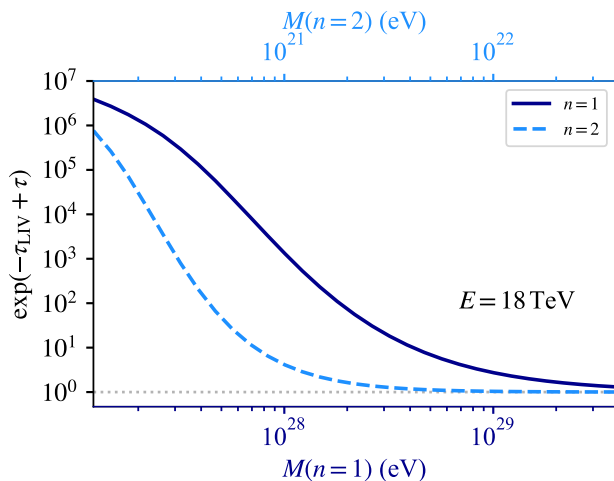


FIG. 5. The boost factor for LIV of first (lower x axis) and second order (upper x axis) as a function of the LIV energy scale at 18 TeV.

III. CONCLUSIONS

The ground-based detection of very high energy gamma rays during the prompt phase of GRB221009A provides an exceptional opportunity to study the acceleration and emission processes in the compact GRB before the afterglow sets in. The approximately 5000 photons that are collected above 500 GeV with LHAASO-WCDA are consistent with the expectation for a spectrum and flux extrapolated from the contemporaneous *Fermi*-LAT measurement with $dN_\gamma/dE_\gamma \propto E_\gamma^{-(1.87 \pm 0.04)}$. The hard power-law spectrum indicates that the maximum luminosity is reached at energies beyond 100 GeV.

Even more surprising are the hints for photons detected beyond 10 TeV for GRB221009A at a confirmed red shift of $z = 0.1505$. The origin of the claimed highest energy photon detected with LHAASO (most likely with the KM2A) at $E_\gamma = 18$ TeV is difficult to reconcile with the large optical depth due to pair-production with the extra-galactic background light (EBL).

Among the collection of models for the EBL investigated here (see also Tab. I), the optical depth is expected to be between $\tau(18 \text{ TeV}) = 9.2 \dots 27.1$. The probability to detect at least one photon for the extrapolated spectrum could be therefore as small as 8.6×10^{-8} but reaches values close to unity for other models.

Possible approaches to suppress pair production include photons mixing with light ($m \lesssim 10^{-7}$ eV) pseudo-scalar particles (such as ALPs) thus avoiding pair production for a small fraction of the photons that re-convert closer to the observer. The resulting values for the mixing $g_{a\gamma}$ depend on the presence of magnetic fields. Assuming the EBL model of Ref. [7] and photon-ALP conversions in the hosting galaxies, we find values $g_{a\gamma} \gtrsim 10^{-11} \text{ GeV}^{-1}$ to achieve a sufficiently large boost factor. Alternatively, Lorentz invariance violation could decrease the gamma-ray opacity. For linear (quadratic) modifications of the pair production threshold (see Eq. (3)), the required boost is reached at $M \lesssim 10^{28}$ eV ($M \lesssim 4 \times 10^{20}$ eV).

Even if it is exciting to invoke new physics to explain the origin of the photon at 18 TeV, it should be mentioned that the background expectation to detect a mis-identified charged cosmic-ray induced air shower at 18 TeV is consistent with the actual observation.

In conclusion, we have demonstrated that the transparency of the universe could be substantially larger than anticipated for photon-photon pair production if photon-ALP mixing is effective or Lorentz invariance violation occurs at sufficiently low energy scales. Consequently, the observation of bright transients at large optical depth could in principle lead to the discovery of anomalous transparency and provide important clues on the nature of the mechanism for the suppression of pair production.

ACKNOWLEDGMENTS

We acknowledge the support from the Deutsche Forschungsgemeinschaft (DFG, German Research Foundation) under Germany's Excellence Strategy – EXC 2121 “Quantum Universe” – 390833306. M. M. acknowledges support from the European Research Council (ERC) under the European Union's Horizon 2020 research and innovation program Grant agreement No. 948689 (AxionDM).

[1] The previous record holder was observed with $E_\gamma = 95$ GeV from GRB130427A at $z = 0.34$.

[2] L. Amati, F. Frontera, M. Tavani, J. J. M. in't Zand, A. Antonelli, E. Costa, M. Feroci, C. Guidorzi, J. Heise,

- N. Masetti, E. Montanari, L. Nicastro, E. Palazzi, E. Pian, L. Piro, and P. Soffitta, Intrinsic spectra and energetics of BeppoSAX Gamma-Ray Bursts with known redshifts, *A&A* **390**, 81 (2002), arXiv:astro-ph/0205230 [astro-ph].
- [3] B. Zhang, Gamma-ray burst afterglows, *Advances in Space Research* **40**, 1186 (2007), arXiv:astro-ph/0611774 [astro-ph].
- [4] In this context, two other independent studies related to the optical depth [23] and violation of Lorentz invariance violation [35] have appeared as pre-prints.
- [5] X.-H. Ma *et al.*, Chapter 1 LHAASO Instruments and Detector technology *, *Chin. Phys. C* **46**, 030001 (2022).
- [6] We use the public repository of collected tables at <https://github.com/me-manu/ebtable>.
- [7] A. Domínguez, J. R. Primack, D. J. Rosario, F. Prada, R. C. Gilmore, S. M. Faber, D. C. Koo, R. S. Somerville, M. A. Pérez-Torres, P. Pérez-González, J. S. Huang, M. Davis, P. Guhathakurta, P. Barmby, C. J. Conselice, M. Lozano, J. A. Newman, and M. C. Cooper, Extragalactic background light inferred from AEGIS galaxy-SED-type fractions, *MNRAS* **410**, 2556 (2011), arXiv:1007.1459 [astro-ph.CO].
- [8] A. Franceschini, G. Rodighiero, and M. Vaccari, Extragalactic optical-infrared background radiation, its time evolution and the cosmic photon-photon opacity, *A&A* **487**, 837 (2008), arXiv:0805.1841 [astro-ph].
- [9] A. Franceschini and G. Rodighiero, The extragalactic background light revisited and the cosmic photon-photon opacity, *A&A* **603**, A34 (2017), arXiv:1705.10256 [astro-ph.HE].
- [10] A. Saldana-Lopez, A. Domínguez, P. G. Pérez-González, J. Finke, M. Ajello, J. R. Primack, V. S. Paliya, and A. Desai, An observational determination of the evolving extragalactic background light from the multiwavelength HST/CANDELS survey in the Fermi and CTA era, *MNRAS* **507**, 5144 (2021), arXiv:2012.03035 [astro-ph.CO].
- [11] T. M. Kneiske and H. Dole, A lower-limit flux for the extragalactic background light, *A&A* **515**, A19 (2010), arXiv:1001.2132 [astro-ph.CO].
- [12] A. Fletcher, Magnetic Fields in Nearby Galaxies, in *The Dynamic Interstellar Medium: A Celebration of the Canadian Galactic Plane Survey*, Astronomical Society of the Pacific Conference Series, Vol. 438, edited by R. Kothes, T. L. Landecker, and A. G. Willis (2010) p. 197, arXiv:1104.2427 [astro-ph.CO].
- [13] Y. Inoue, S. Inoue, M. A. R. Kobayashi, R. Makiya, Y. Niino, and T. Totani, Extragalactic Background Light from Hierarchical Galaxy Formation: Gamma-Ray Attenuation up to the Epoch of Cosmic Reionization and the First Stars, *ApJ* **768**, 197 (2013), arXiv:1212.1683 [astro-ph.CO].
- [14] R. C. Gilmore, R. S. Somerville, J. R. Primack, and A. Domínguez, Semi-analytic modelling of the extragalactic background light and consequences for extragalactic gamma-ray spectra, *MNRAS* **422**, 3189 (2012), arXiv:1104.0671 [astro-ph.CO].
- [15] NoStop
- [16] Lhaaso Collaboration, Z. Cao, F. Aharonian, Q. An, Axikegu, L. X. Bai, Y. X. Bai, Y. W. Bao, D. Bastieri, X. J. Bi, Y. J. Bi, H. Cai, J. T. Cai, Z. Cao, J. Chang, J. F. Chang, B. M. Chen, E. S. Chen, J. Chen, L. Chen, L. Chen, L. Chen, M. J. Chen, M. L. Chen, Q. H. Chen, S. H. Chen, S. Z. Chen, T. L. Chen, X. L. Chen, Y. Chen, N. Cheng, Y. D. Cheng, S. W. Cui, X. H. Cui, Y. D. Cui, B. D’Ettorre Piazzoli, B. Z. Dai, H. L. Dai, Z. G. Dai, Danzengluobu, D. Della Volpe, X. J. Dong, K. K. Duan, J. H. Fan, Y. Z. Fan, Z. X. Fan, J. Fang, K. Fang, C. F. Feng, L. Feng, S. H. Feng, Y. L. Feng, B. Gao, C. D. Gao, L. Q. Gao, Q. Gao, W. Gao, M. M. Ge, L. S. Geng, G. H. Gong, Q. B. Gou, M. H. Gu, F. L. Guo, J. G. Guo, X. L. Guo, Y. Q. Guo, Y. Y. Guo, Y. A. Han, H. H. He, H. N. He, J. C. He, S. L. He, X. B. He, Y. He, M. Heller, Y. K. Hor, C. Hou, X. Hou, H. B. Hu, S. Hu, S. C. Hu, X. J. Hu, D. H. Huang, Q. L. Huang, W. H. Huang, X. T. Huang, X. Y. Huang, Z. C. Huang, F. Ji, X. L. Ji, H. Y. Jia, K. Jiang, Z. J. Jiang, C. Jin, T. Ke, D. Kuleshov, K. Levochkin, B. B. Li, C. Li, C. Li, F. Li, H. B. Li, H. C. Li, H. Y. Li, J. Li, J. Li, K. Li, W. L. Li, X. R. Li, X. Li, X. Li, Y. Li, Y. Z. Li, Z. Li, Z. Li, E. W. Liang, Y. F. Liang, S. J. Lin, B. Liu, C. Liu, D. Liu, H. Liu, H. D. Liu, J. Liu, J. L. Liu, J. S. Liu, J. Y. Liu, M. Y. Liu, R. Y. Liu, S. M. Liu, W. Liu, Y. Liu, Y. N. Liu, Z. X. Liu, W. J. Long, R. Lu, H. K. Lv, B. Q. Ma, L. L. Ma, X. H. Ma, J. R. Mao, A. Masood, Z. Min, W. Mitthumsiri, T. Montaruli, Y. C. Nan, B. Y. Pang, P. Pattarakijwanich, Z. Y. Pei, M. Y. Qi, Y. Q. Qi, B. Q. Qiao, J. J. Qin, D. Ruffolo, V. Rulev, A. Saiz, L. Shao, O. Shchegolev, X. D. Sheng, J. Y. Shi, H. C. Song, Y. V. Stenkin, V. Stepanov, Y. Su, Q. N. Sun, X. N. Sun, Z. B. Sun, P. H. T. Tam, Z. B. Tang, W. W. Tian, B. D. Wang, C. Wang, H. Wang, H. G. Wang, J. C. Wang, J. S. Wang, L. P. Wang, L. Y. Wang, R. N. Wang, W. Wang, W. Wang, X. G. Wang, X. J. Wang, X. Y. Wang, Y. Wang, Y. D. Wang, Y. J. Wang, Y. P. Wang, Z. H. Wang, Z. X. Wang, Z. Wang, Z. Wang, D. M. Wei, J. J. Wei, Y. J. Wei, T. Wen, C. Y. Wu, H. R. Wu, S. Wu, W. X. Wu, X. F. Wu, S. Q. Xi, J. Xia, J. J. Xia, G. M. Xiang, D. X. Xiao, G. Xiao, H. B. Xiao, G. G. Xin, Y. L. Xin, Y. Xing, D. L. Xu, R. X. Xu, L. Xue, D. H. Yan, J. Z. Yan, C. W. Yang, F. F. Yang, J. Y. Yang, L. L. Yang, M. J. Yang, R. Z. Yang, S. B. Yang, Y. H. Yao, Z. G. Yao, Y. M. Ye, L. Q. Yin, N. Yin, X. H. You, Z. Y. You, Y. H. Yu, Q. Yuan, H. D. Zeng, T. X. Zeng, W. Zeng, Z. K. Zeng, M. Zha, X. X. Zhai, B. B. Zhang, H. M. Zhang, H. Y. Zhang, J. L. Zhang, J. W. Zhang, L. X. Zhang, L. Zhang, L. Zhang, P. F. Zhang, P. P. Zhang, R. Zhang, S. R. Zhang, S. S. Zhang, X. Zhang, X. P. Zhang, Y. F. Zhang, Y. L. Zhang, Y. Zhang, Y. Zhang, B. Zhao, J. Zhao, L. Zhao, L. Z. Zhao, S. P. Zhao, F. Zheng, Y. Zheng, B. Zhou, H. Zhou, J. N. Zhou, P. Zhou, R. Zhou, X. X. Zhou, C. G. Zhu, F. R. Zhu, H. Zhu, K. J. Zhu, and X. Zuo, Peta-electron volt gamma-ray emission from the Crab Nebula, *Science* **373**, 425 (2021), arXiv:2111.06545 [astro-ph.HE].
- [17] I. G. Irastorza and J. Redondo, New experimental approaches in the search for axion-like particles, *Progress in Particle and Nuclear Physics* **102**, 89 (2018), arXiv:1801.08127 [hep-ph].
- [18] J. Preskill, M. B. Wise, and F. Wilczek, Cosmology of the invisible axion, *Physics Letters B* **120**, 127 (1983).
- [19] L. F. Abbott and P. Sikivie, A cosmological bound on the invisible axion, *Physics Letters B* **120**, 133 (1983).
- [20] M. Dine and W. Fischler, The not-so-harmless axion, *Physics Letters B* **120**, 137 (1983).
- [21] P. Arias, D. Cadamuro, M. Goodsell, J. Jaeckel, J. Redondo, and A. Ringwald, WISPy cold dark matter, *Journal of Cosmology and Astroparticle Physics* **2012** (06), 013.

- [22] J. Biteau and M. Meyer, Gamma-Ray Cosmology and Tests of Fundamental Physics, *Galaxies* **10**, 39 (2022), arXiv:2202.00523 [astro-ph.CO].
- [23] G. Galanti, M. Roncadelli, and F. Tavecchio, Axion-like particles explain the very-high energy emission from GRB221009A, arXiv e-prints, arXiv:2210.05659 (2022), arXiv:2210.05659 [astro-ph.HE].
- [24] R. Jansson and G. R. Farrar, A New Model of the Galactic Magnetic Field, *ApJ* **757**, 14 (2012), arXiv:1204.3662 [astro-ph.GA].
- [25] O. Mena, S. Razzaque, and F. Villaescusa-Navarro, Signatures of photon and axion-like particle mixing in the gamma-ray burst jet, *JCAP* **2011** (2), 030, arXiv:1101.1903 [astro-ph.HE].
- [26] M. Meyer, J. Davies, and J. Kuhlmann, gammaALPs: An open-source python package for computing photon-axion-like-particle oscillations in astrophysical environments, in *37th International Cosmic Ray Conference* (2022) p. 557, arXiv:2108.02061 [astro-ph.HE].
- [27] <https://gammaalps.readthedocs.io/>.
- [28] V. Anastassopoulos *et al.* (CAST), New CAST Limit on the Axion-Photon Interaction, *Nature Phys.* **13**, 584 (2017), arXiv:1705.02290 [hep-ex].
- [29] C. Dessert, D. Dunskey, and B. R. Safdi, Upper limit on the axion-photon coupling from magnetic white dwarf polarization, *PRD* **105**, 103034 (2022), arXiv:2203.04319 [hep-ph].
- [30] C. O'HARE, cajohare/axionlimits: Axionlimits (2020).
- [31] A. Addazi, J. Alvarez-Muniz, R. Alves Batista, G. Amelino-Camelia, V. Antonelli, M. Arzano, M. Asorey, J. L. Atteia, S. Bahamonde, F. Bajt, A. Ballesteros, B. Baret, D. M. Barreiros, S. Basilakos, D. Benisty, O. Birnholtz, J. J. Blanco-Pillado, D. Blas, J. Bolmont, D. Boncioli, P. Bosso, G. Calcagni, S. Capozziello, J. M. Carmona, S. Cerci, M. Chernyakova, S. Clesse, J. A. B. Coelho, S. M. Colak, J. L. Cortes, S. Das, V. D'Esposito, M. Demirci, M. G. Di Luca, A. di Matteo, D. Dimitrijevic, G. Djordjevic, D. D. Prester, A. Eichhorn, J. Ellis, C. Escamilla-Rivera, G. Fabiano, S. A. Franchino-Viñas, A. M. Frassino, D. Frattulillo, S. Funk, A. Fuster, J. Gamboa, A. Gent, L. Á. Gergely, M. Giammarchi, K. Giesel, J. F. Glicenstein, J. Gracia-Bondía, R. Gracia-Ruiz, G. Gubitosi, E. I. Guendelman, I. Gutierrez-Sagredo, L. Haegel, S. Heefer, A. Held, F. J. Herranz, T. Hinderer, J. I. Illana, A. Ioannian, P. Jetzer, F. R. Joaquim, K. H. Kampert, A. K. Uysal, T. Katori, N. Kazarian, D. Kerszberg, J. Kowalski-Glikman, S. Kuroyanagi, C. Lämmerzahl, J. L. Said, S. Liberati, E. Lim, I. P. Lobo, M. López-Moya, G. G. Luciano, M. Mangano, A. Marcianò, P. Martín-Moruno, M. Martinez, M. Martinez, H. Martínez-Huerta, P. Martínez-Miravé, M. Masip, D. Mattingly, N. Mavromatos, A. Mazumdar, F. Méndez, F. Mercati, S. Micanovic, J. Mielczarek, A. L. Miller, M. Milosevic, D. Minic, L. Miramonti, V. A. Mitsou, P. Moniz, S. Mukherjee, G. Nardini, S. Navas, M. Niechciol, A. B. Nielsen, N. A. Obers, F. Oikonomou, D. Oriti, C. F. Paganini, S. Palomares-Ruiz, R. Pasechnik, V. Pasic, C. Pérez de los Heros, C. Pfeifer, M. Pieroni, T. Piran, A. Platania, S. Rastgoo, J. J. Relancio, M. A. Reyes, A. Ricciardone, M. Risse, M. D. R. Frias, G. Rosati, D. Rubiera-Garcia, H. Sahlmann, M. Sakellariadou, F. Salamida, E. N. Saridakis, P. Satunin, M. Schiffer, F. Schüssler, G. Sigl, J. Sitarek, J. S. Peracaula, C. F. Sopena, T. P. Sotiriou, M. Spurio, D. Staicova, N. Stergioulas, S. Stoica, J. Strišković, T. Stuttard, D. S. Cerci, Y. Tavakoli, C. A. Ternes, T. Terzić, T. Thiemann, P. Tinyakov, M. D. C. Torri, M. Tórtola, C. Trimarelli, T. Trzeźniewski, A. Tureanu, F. R. Urban, E. C. Vagenas, D. Vernieri, V. Vitagliano, J. C. Wallet, and J. D. Zornoza, Quantum gravity phenomenology at the dawn of the multi-messenger era-A review, *Progress in Particle and Nuclear Physics* **125**, 103948 (2022), arXiv:2111.05659 [hep-ph].
- [32] H. Martínez-Huerta, R. G. Lang, and V. de Souza, Lorentz Invariance Violation Tests in Astroparticle Physics, *Symmetry* **12**, 1232 (2020).
- [33] For this, We use the open-source package EBLTABLE, <https://github.com/me-manu/ebtable>.
- [34] R. G. Lang, H. Martínez-Huerta, and V. de Souza, Improved limits on Lorentz invariance violation from astrophysical gamma-ray sources, *Phys. Rev. D* **99**, 043015 (2019), arXiv:1810.13215 [astro-ph.HE].
- [35] H. Li and B.-Q. Ma, Lorentz invariance violation induced threshold anomaly versus very-high energy cosmic photon emission from GRB20221009A, arXiv e-prints, arXiv:2210.06338 (2022), arXiv:2210.06338 [astro-ph.HE].