

Real World Offline Reinforcement Learning with Realistic Data Source

Gaoyue Zhou^{*1}, Liyiming Ke^{*†2}, Siddhartha Srinivasa², Abhinav Gupta¹,
Aravind Rajeswaran³, and Vikash Kumar³

¹Carnegie Mellon University

²University of Washington

³Meta AI

Abstract:

Offline reinforcement learning (ORL) holds great promise for robot learning due to its ability to learn from arbitrary pre-generated experience. However, current ORL benchmarks are almost entirely in simulation and utilize contrived datasets like replay buffers of online RL agents or sub-optimal trajectories, and thus hold limited relevance for real-world robotics. In this work (Real-ORL), we posit that data collected from safe operations of closely related tasks are more practical data sources for real-world robot learning. Under these settings, we perform an extensive (6500+ trajectories collected over 800+ robot hours and 270+ human labor hour) empirical study evaluating generalization and transfer capabilities of representative ORL methods on four real-world tabletop manipulation tasks. Our study finds that ORL and imitation learning prefer different action spaces, and that ORL algorithms can generalize from leveraging offline heterogeneous data sources and outperform imitation learning. We release our dataset and implementations at URL: <https://sites.google.com/view/real-orl>

1 Introduction

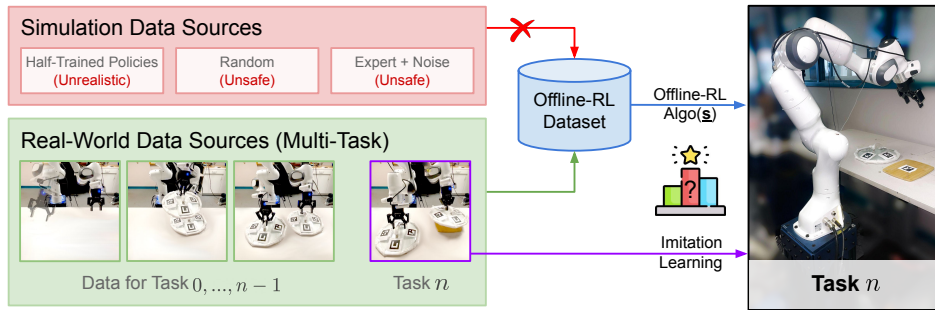


Figure 1: Realistic data sources for offline RL algorithms in real world tasks.

Despite rapid advances, the applicability of Deep Reinforcement Learning (DRL) algorithms [1, 2, 3, 4, 5, 6, 7, 8] to real-world robotics tasks is limited due to sample inefficiency and safety considerations. The emerging field of offline reinforcement learning (ORL) [9, 10] has the potential to overcome these challenges, by learning only from logged or pre-generated offline datasets, thereby circumventing safety and exploration challenges. This makes ORL well suited for applications with large datasets (e.g. recommendation systems) or those where online interactions are scarce and expensive (e.g. robotics). However, comprehensive benchmarking and empirical evaluation of ORL algorithms is significantly lagging behind the burst of algorithmic

[†]Work completed during internship at FAIR-MetaAI.

^{*}Equal Contribution.




Figure 2: Canonical tasks for tabletop manipulation.

progress [11, 12, 13, 14, 15, 16, 17, 18, 19, 20, 21]. Widely used ORL benchmarks [22, 23] are entirely in simulation and use contrived data collection protocols that do not capture fundamental considerations of physical robots. In this work (Real-ORL), we aim to bridge this gap by outlining practical offline dataset collection protocols that are representative of real-world robot settings. Our work also performs a comprehensive empirical study spanning **6500+ trajectories collected over 800+ robot hours and 270+ human labor hour**, to benchmark and analyze three representative ORL algorithms thoroughly. We will release all the datasets, code, and hardware hooks from this paper.

In principle, ORL can consume and train policies from arbitrary datasets. This has prompted the development of simulated ORL benchmarks [22, 23, 24] that utilize data sources like expert policies trained with *online* RL, exploratory policies, or even replay buffers of *online* RL agents. However, simulated dataset may fail to capture the challenges in real world: hardware noises coupled with varying reset conditions lead to covariate shift and violate the i.i.d. assumption about state distributions between train and test time. Further, such datasets are not feasible on physical robots and defeat the core motivation of ORL in robotics – to avoid the use of *online* RL due to poor sample efficiency and safety! Recent works [24, 25] suggest that dataset composition and distribution dramatically affect the relative performance of algorithms. In this backdrop, we consider the pertinent question:

What is a practical instantiation of the ORL setting for physical robots, and can existing ORL algorithms learn successful policies in such a setting?

In this work, we envision *practical* scenarios to apply ORL for real-world robotics. Towards this end, our first insight is that real-world offline datasets are likely to come from well-behaved policies that abide by safety and monetary constraints, in sharp contrast to simulator data collected from exploratory or partially trained policies, as used in simulated benchmarks [22, 23, 24]. Such trajectories can be collected by user demonstrations or through hand-scripted policies that are partially successful but safe. It is more realistic to collect large volumes of data for real robots using multiple successful policies designed under expert supervision for specific tasks than using policies that are unsuccessful or without safety guarantees. Secondly, the goal of any learning (including ORL) is broad generalization and transfer. It is therefore critical to study whether a learning algorithm can leverage task-agnostic datasets, or datasets intended for a source task, to make progress on a new target task. In this work, we collect offline datasets consistent with these principles and evaluate representative ORL algorithms on a set of canonical table-top tasks as illustrated in Figure 2.

Evaluation studies on physical robots are sparse in the field due to time and resource constraints, but they are vital to furture our understanding. Our real robot results corroborate and validate intuitions from simulated benchmarks [26] but also enable novel discoveries. We find that (1) even for scenarios with sufficiently high-quality data, some ORL algorithms could outperform behavior cloning (BC) [27] on specific tasks, (2) for scenarios that require generalization or transfer to new tasks with low data support, ORL agents generally outperform BC. (3) in cases with overlapping data support, ORL algorithms can leverage additional heterogeneous task-agnostic data to improve their own performance, and in some cases even surpass the best in-domain agent.

Our empirical evaluation is unique as it focuses on ORL algorithms ability to leverage more realistic, multi-task data sources, spans over several tasks that are algorithm-agnostic, trains various ORL algorithms on the same settings and evaluates them directly in the real world. In summary, we believe Real-ORL establishes the effectiveness of offline RL algorithms in leveraging out of domain high-

quality heterogeneous data for generalization and transfer in robot-learning, which is representative of real world applications.

2 Preliminaries and Related Work

Offline RL. We consider the ORL framework, which models the environment as a Markov Decision Process (MDP): $M = \langle S, A, R, T, \rho_0, H \rangle$ where $S \subseteq \mathbb{R}^n$ is the state space, $A \subseteq \mathbb{R}^m$ is the action space, $R : S \times A \rightarrow \mathbb{R}$ is the reward function, $T : S \times A \times S \rightarrow \mathbb{R}_+$ is the (stochastic) transition dynamics, $\rho_0 : S \rightarrow \mathbb{R}_+$ is the initial state distribution, and H is the maximum trajectory horizon. In the ORL setting, we assume access to the reward function R and a pre-generated dataset of the form: $\mathbb{D} = \{\tau_1, \tau_2, \dots, \tau_N\}$, where each $\tau_i = (s_0, a_0, s_1, a_1, \dots, s_H)$ is a trajectory collected using a behavioral policy or a mix of policies $\pi_b : S \times A \rightarrow \mathbb{R}_+$.

The goal in ORL is to use the offline dataset \mathbb{D} to learn a near-optimal policy,

$$\pi^* := \arg \max_{\pi} \mathbb{E}_{M, \pi} \left[\sum_{t=0}^H r(s_t, a_t) \right].$$

In the general case, the optimal policy π^* may not be learnable using \mathbb{D} due to a lack of sufficient exploration in the dataset. In this case, we would seek the best policy learnable from the dataset, or, at the very least, a policy that improves upon behavioral policy.

Offline RL Algorithms. Recent years have seen tremendous interests in offline RL and the development of new ORL algorithms. Most of these algorithms incorporate some form of regularization or conservatism. This can take many forms, such as regularized policy gradients or actor critic algorithms [14, 15, 19, 28, 29, 30], approximate dynamic programming [11, 13, 17, 18], and model-based RL [12, 31, 32, 33]. We select a representative ORL algorithms from each category: AWAC [19], IQL [18] and MOREL [12]. In this work, we do not propose new algorithms for offline RL; rather we study a spectrum of representative ORL algorithms and evaluate their assumptions and effectiveness on a physical robot under realistic usage scenarios.

Offline RL Benchmarks and Evaluation. In conjunction with algorithmic advances, offline RL benchmarks have also been proposed. However, they are predominantly captured with simulation [22, 23, 34] using datasets with idealistic coverage, i.i.d. samples, and synchronous execution. Most of these assumptions are invalid in real world which is stochastic and has operational delays. Prior works investigating offline RL for these settings on physical robots are limited. For instance, Kostrikov et al. [18] did not provide real robot evaluation for IQL, which we conduct in this work; Chebotar et al. [35], Kalashnikov et al. [36] evaluate performance on a specialized Arm-Farm; Rafailov et al. [37] evaluate on a single drawer closing task; Singh et al. [17], Kumar et al. [38] evaluate only one algorithm (COG, CQL, respectively). Mandelkar et al. [39] evaluate BCQ and CQL alongside BC on three real robotics tasks, but their evaluations consider only in-domain setting: that the agents were trained only on the specific task data, without giving them access to a pre-generated, offline dataset. Thus, it is unclear whether insights from simulated benchmarks or limited hardware evaluation can generalize broadly. Our work aims to bridge this gap by empirically studying representative offline RL algorithms on a suite of real-world robot learning tasks with an emphasize on transfer learning and out-domain generalization. See Section 3 for detailed discussion.

Imitation Learning (IL). IL [40] is an alternate approach to training control policies for robotics. Unlike RL, which learns policies by optimizing rewards (or costs), IL (and inverse RL [41, 42, 43]) learns by mimicking expert demonstrations and typically requires no reward function. IL has been studied in both the offline setting [44, 45], where the agent learns from a fixed set of expert demonstrations, and the online setting [46, 47], where the agent can perform additional environment interactions. A combination of RL and IL has also been explored in prior work [48, 49]. Our offline dataset consists of trajectories from a heuristic hand-scripted policy collected under expert supervision, which represents a dataset of reasonably *high quality*. As a result, we consider offline IL and, behavior cloning in particular, as a baseline algorithm in our empirical evaluation.

3 Experiment Scope and Setup

To investigate the effectiveness of ORL algorithms on real-world robot learning tasks, we adhere to a few guiding principles: (1) we make design choices representing the wider community to the extent possible, (2) we strive to be fair to all baselines by providing them their best chance and work in consultation with their authors; and (3) we prioritize reproducibility and data sharing. We will open-source our data, camera images along with our training and evaluation codebase.

Hardware Setup. Hardware plays a seminal role in robotic capability. For reproducibility and extensibility, we selected a hardware platform that is well-established, non-custom, and commonly used in the field. After an exhaustive literature survey [50, 51, 52, 53, 54, 55], we converged on a table-top manipulation setup, shown in Figure 3. It consists of a table-mounted Franka panda arm that uses a RobotiQ parallel gripper as its end effector, which is accompanied by two Intel 435 RGBD cameras. Our robot has 8 DOF, uses factory-supplied default controller gains, accepts position commands at 15 Hz, and runs a low-level joint position controller at 1000 Hz. To perceive the object to interact with, we extract the position of the AprilTags attached to the object from RGB images. Our robot states consist of joint positions, joint velocities, and positions of the object to interact with (if applicable). Our policies compute actions (desired joint pose) using robot proprioception, tracked object locations, and desired goal location.

Canonical Tasks We consider four classic manipulation tasks common in literature: *reach*, *slide*, *lift*, and *pick-n-place* (PnP) (see Figure 2). *reach* requires the robot to move from a randomly sampled configuration in the workspace to another configuration. The other three tasks involve a heavy glass lid with a handle, which is initialized randomly on the table. *slide* requires the robot to hold and move the lid along the table to a specified goal location. *lift* requires the robot to grasp and lift the lid 10 cm off the table. PnP requires the robot to grasp, lift, move and place the lid at a designated goal position i.e. the chopping board. The four tasks constitute a representative range of common table-top manipulation challenges: *reach* focuses on free movements while the other three tasks involve intermittent interaction dynamics between the table, lid, and the parallel grippers. We model each canonical task as a MDP with an unique reward function. Details on our tasks are in Appendix. 8.1.

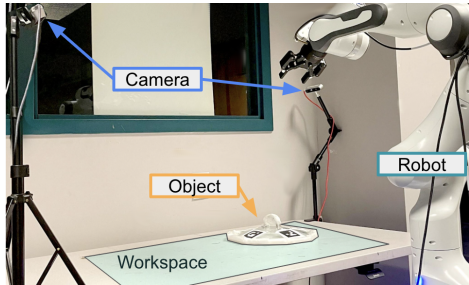


Figure 3: Our setup consists of a commonly used Franka arm, a RobotiQ parallel gripper, and two Intel Realsense 435 cameras.

Data Collection. We use a hand-designed, scripted policy developed under expert supervision to collect (dominantly) successful trajectories for all our canonical tasks. To highlight ORL algorithms ability to overcome suboptimal dataset, previous works [22, 34, 39] have crippled expert policies with noise, use half-trained RL policies or collect human demonstrations with varying qualities to highlight the performance gain over compromised datasets. We posit that such data sources are not representative of robotics domains, where noisy or random behaviors are unsafe and detrimental to hardware’s stability. Instead of infusing noise or failure data points to serve as negative examples, we believe that mixing data collected from various tasks offers a more realistic setting in which to apply ORL on real robots for three reasons: (1) collecting such “random/roaming/explorative” data on a real robot autonomously would require comprehensive safety constraints, expert supervision and oversight, (2) engaging experts to record such random data in large quantities makes less sense than utilizing them to collecting meaningful trajectories on a real task, and (3) designing task-specific strategies and stress testing ORL’s ability against such a strong dataset is more viable than using a compromised dataset. In Real-ORL, we collected offline dataset using heuristic strategies designed with reasonable efforts and, to avoid biases favoring task/algorithm, froze the dataset ahead of time.

To create scripted policies for all tasks, we first decompose each task into simpler stages marked by end-effector sub-goals. We leverage Mujoco’s IK solver to map these sub-goals into joint space. The scripted policy takes tiny steps toward sub-goals until some task-specific criterias are met. Our heuristic policies didn’t reach the theoretical maximum possible scores due to controller noises

and tracking noises (Table. 1). However, they complete the task at a high success rate and have comparable performance to human demonstration.

Dataset. Our Real-ORL dataset consists of around 3000 trajectories and the characteristics of our dataset is shown in Table. 1. Our offline dataset is represented as a series of transition tuples $\{(s, a, s')_{task}\}$. States consist of joint positions, joint velocities, and positions of the object to interact with (if applicable). Actions contain target joint positions. To perceive the object to interact with, we obtain the position of tracked AprilTags attached to the object from the RGB images of the two cameras. More details are available in Appendix 8.2.

<i>Task</i>	<i># Traj</i>	<i># Samples</i>	<i>Avg Score</i>	<i>Max Score</i>	<i>Human Score</i>	<i>Theoretical Best Score</i>
reach	1000	99752	0.960	0.99	0.963	1
slide	731	244422	0.819	0.93	0.834	1
lift	609	178515	0.948	1	1	1
PnP	616	327478	0.875	1.09	0.924	1.15

Table 1: Characteristics of collected data. *# Traj* denotes the total number of trajectories, *# Samples* denotes the total number of state-action-reward pairs. Each trajectory’s score is the maximum reward in the trajectory. *Avg Score* shows the average scores per trajectories, *Max Score* shows the maximum reward achieved by trajectories in our dataset, *Human Score* shows the max reward achieved by a human teleoperator and *Theoretical Best Score* denotes the theoretical maximum possible reward determined by our reward function.

4 Experiment Design

Our Real-ORL experiments aim to answer the following questions. **(1)** Are ORL algorithms sensitive to, or show a preference for, any specific state and action space parameterization? **(2)** How do they perform against the standard methods for in-domain tasks? **(3)** How do common methods perform in out-of-domain tasks requiring (a) generalization, and (b) re-targeting? To ensure fair evaluation, we now outline our choice of candidate algorithms and performance metrics.

Algorithms For all evaluations, we compare four algorithms: Behavior Cloning (BC) [27], Model-based Offline REinforcement Learning (MOREL) [12], Advantage-Weighted Actor Critic (AWAC) [19] and Implicit Q-Learning (IQL) [18]. BC is a model-free IL algorithm that remains a strong baseline for real robot experiments due to its simplicity and practicality. AWAC and IQL both train an off-policy value function and then derive a policy to maximize the expected reward. AWAC uses KL divergence minimization to constrain the resulting policy to be close to the given policy distribution. In contrast, IQL leverages expectile regression to avoid querying the value function for any out-of-distribution query. MOREL is distinct since it is a model-based approach: it recovers a dynamics model from offline data that allows it directly apply policy gradient RL algorithms. We use implementations of BC and MOREL from the MOREL author implementation. For the later, we add a weighted behavior cloning loss to its policy training step to serve as a regularizer, inspired by [30]. We use AWAC and IQL implemented in the open sourced d3rlpy library [56].

Training. Since neural network agents are empirically sensitive to parameters and seeds, we (1) used the same fixed random seed (123) for all our experiments with additional seed sweeping to strengthen the reproducibility of our results and (2) conducted equal amount of efforts for hyperparameter tuning efforts for all algorithms. Unlike traditional supervised learning, we cannot simply select the agents with the best validation loss for tuning the hyperparameters, because we cannot know the performance of an agent unless testing it on a real robot [39]. We thus keep our tuning simple and fair: starting with the default parameters and training 5 agents in 3 rounds, trying to make the agent converge. We observe that certain agents cannot converge after exhausting the allocated trials and report these results with a (*) marker, signaling the challenge in tuning parameters for such algorithms. More details are available in Appendix. 8.4.

Evaluation. Real robot evaluations can have high variance due to reset conditions and hardware noise. For each agent, we collect 12 trajectories and report their mean and standard deviation of

scores. To confirm the reproducibility of our results and robustness to seed sweeping, for agents that contributed to our conclusions (usually the best and the second-best agents) we report performance swept over three consecutive random seeds (122, 124 in addition to the fixed seed of 123) in Appendix 8.6. To verify the statistical significance of our results when comparing performance between agents, we report the p-value of paired difference tests in Appendix 8.7.

A. In-domain Ablations. We note the distinction between “in-domain” training and “out-domain” training, where the former leverages only data that were collected for the test task and the later allow incorporating heterogeneous data from different tasks. We first train all agents using in-domain data (i.e., we train a `slide` agent by feeding only `slide` data) to test ORL algorithms’ sensitivity to varying data representation and inspect: (1) whether it is worth including velocity information in the state space (**Vel** versus **NoVel**); for simulator experiments, it is almost always a gain to include velocity, but velocity sensors on real robots are notoriously noisy; (2) whether to use the policy output joint position (**Abs**) vs the change in joint position (**Delta**) as action. Most BC literature uses the former, whereas RL prefers the latter.² We use the outcome of the ablations and the best-performing setting for each algorithm to study generalization and transfer in the following three scenarios:

B. Generalization: Lacking data support. The data collection may not cover the task space uniformly. For example, imagine that a robot trained to wipe clean a table but now cleans a bigger table. Empirically, a policy trained with behavior cloning would have trouble predicting actions for states when there is less data support. Can ORL algorithms, by learning a value function or model, generalize to a task space that lacks data support? To this end, we create a new dataset from our `slide` task by dividing the task space to three regions: left, center, right. We remove any trajectory where the object was initially placed in the center region from the collected dataset. We train all agents and gather evaluation trajectories asking them to slide an object initially placed in the left, center and right regions.

C. Generalization: Re-targeting data for dynamic tasks. For the `slide` task, our collected demonstration has static goal positions. We test agents trained using such static data in a dynamic setting by updating the goal at a fixed frequency, and asking the agents to grasp and slide the lid following some predetermined curves. We collected the ideal trajectories via human demonstration. This task can be viewed as a simplified version of daily tasks, including drawing, wiping, and cleaning, which require possibly repeated actions and a much longer horizon than usual IL and ORL tasks. We select a variety of trajectories: circle, square, and the numbers 3, 5, 6, 8, which have different combinations of smooth curves and corners.

D. Transfer: Reusing data from different tasks. We investigate whether we can reuse heterogeneous data collected from previous tasks to train a policy for a new task. For example, would combining data from two canonical tasks (e.g., `slide+lift`) helps the agent perform better on either of these tasks? When aggregating data collected for multiple tasks, ORL algorithms can use the reward function for the test task to relabel the offline dataset. Evaluating ORL algorithms on such out-domain, transfer-learning settings is practical and relevant: instead of collecting random explorative data which demands careful setup of safety constraints on a real robot, we want to leverage offline datasets collected from different tasks to improve ORL performance. We train our algorithm with different combinations of canonical task demonstrations (“train-data”) and evaluate each agent on each individual task.

5 Results and Discussion

5.1 In-domain Tasks

Which agent performs best for in-domain tasks? Table 2 summarizes all agents’ performance for *in-domain* tasks. The bottom row of the table plots the average reward across all four tasks for each agent. Interestingly, two of the ORL agents, IQL and AWAC, achieved higher scores than

²Additionally, to verify that our dataset has reasonable optimality sufficient for training BC, we train BC separately with Top-K% of the trajectories to exclude the relatively “worse” trajectories. The results shown in Appendix. 8.5 verifies that BC has the best performance using the full dataset we collect.

Task	Agent	Representations			
		AbsNoVel	AbsVel	DeltaNoVel	DeltaVel
Reach	BC	0.863 ± 0.069	0.768 ± 0.118	0.912 ± 0.026	0.924 ± 0.048
	Morel	0.795 ± 0.086	0.584 ± 0.105	0.86 ± 0.069	0.917 ± 0.036
	AWAC	0.770 ± 0.105	0.713 ± 0.158	0.916 ± 0.030	0.925 ± 0.047
	IQL	0.843 ± 0.148	0.872 ± 0.104	0.904 ± 0.032	0.894 ± 0.066
Slide	BC	0.623 ± 0.172	0.681 ± 0.147	0.548 ± 0.200	0.551 ± 0.101
	Morel	0.356 ± 0.189	0.117 ± 0.235	0.532 ± 0.147	0.629 ± 0.160
	AWAC	0.548 ± 0.171 *	0.591 ± 0.146 *	0.569 ± 0.138	0.732 ± 0.113
	IQL	0.627 ± 0.144	0.589 ± 0.166	0.712 ± 0.137	0.767 ± 0.065
Lift	BC	0.759 ± 0.179	0.823 ± 0.177	0.721 ± 0.225	0.613 ± 0.142
	Morel	0.460 ± 0.189	0.149 ± 0.092	0.678 ± 0.186	0.652 ± 0.160
	AWAC	0.518 ± 0.083 *	<0 *	0.863 ± 0.149 *	0.821 ± 0.121
	IQL	0.682 ± 0.163	<0	0.841 ± 0.144	0.880 ± 0.149
PnP	BC	0.632 ± 0.123	0.818 ± 0.185	0.564 ± 0.045	0.678 ± 0.195
	Morel	<0	<0	0.750 ± 0.197	0.748 ± 0.220
	AWAC	0.451 ± 0.159 *	<0	0.626 ± 0.234 *	0.735 ± 0.175 *
	IQL	0.469 ± 0.142	<0	0.548 ± 0.160	0.601 ± 0.228

- BC
- MOREL
- AWAC
- IQL

Table 2: Performance of all algorithms on varying representations. Each agent for each task is trained and evaluated on four settings: to include velocity in state or not (**Vel** versus **NoVel**); to use absolute or delta action space (**Abs** versus **Delta**). For each task, the best **BC agent** and the best **ORL agent** are highlighted and bolded. Agents that could not converge during training time are marked with (*). Some agents triggered violent crashes at test time and we report such performance as <0. Underline scores are swept over 3 seeds.

BC trained on 2 out of 4 tasks. After verifying statistical significance, we confirm that even with abundant, in-domain demonstrations, IQL outperformed BC on two tasks. For the other tasks: on the simplest task *reach*, the best version of all agents reached comparable performance. On the hardest task *PnP*, BC outperformed the best ORL agents. We thus recommend considering both BC and IQL as baseline for imitation learning.

Sensitivity to representation Empirically, BC demonstrated robustness to different state and action spaces, whereas ORL agents had high-variance. In 3 of 4 tasks considered, BC performed the best when using absolute joint position as the action space and including velocity in the state space (**AbsVel**). On all tasks, ORL agents performed better using delta action space (**Delta**) rather than joint position. Intuitively, using the delta action space would be equivalent to restricting the policy to move in a unit ball centered around the current state. Such constraints could benefit RL policies which need exploration and sampling in action space more than it helped BC, which simply learns the mapping from states to actions. We also observed that our best agents all included velocity in their state space, despite that velocities on real robot fluctuate with hardware noise.

5.2 Generalization and Transfer

Generalization to regions that lack data support. Table 3 trains agent using a carved-out dataset and compares the agents’ performance on regions with more data support versus the region with less data support (*Center*). We also train all agents using the full dataset (without carved-out) and evaluate them on the *Center* region. We discovered that: (1) on the region with abundant support (*Left* and *Right*), BC/IQL performed better than AWAC/MOREL, aligning with our previous observation that BC/IQL performed better on in-domain tasks, (2) on regions that have less data

Start Position	BC	MOREL	AWAC	IQL
Left	0.790 ± 0.056	0.571 ± 0.062	0.704 ± 0.119	0.704 ± 0.066
Right	0.774 ± 0.015	0.799 ± 0.033	0.707 ± 0.136	0.808 ± 0.015
Center	0.764 ± 0.013	0.793 ± 0.015	0.830 ± 0.026	0.811 ± 0.007
Center, trained with full data	0.791 ± 0.018	0.776 ± 0.022	0.813 ± 0.021	0.811 ± 0.050

Table 3: Training agents using a carved-out dataset to see how they perform when *generalizing* to a task region that lacks data support (the Center region, highlighted in Gray). For comparison, we also train all agents using full dataset and evaluate them on the Center region.



Table 4: Trajectory tracking. Green: the ideal demo trajectories, followed by each agent’s tracking trajectories.

support, AWAC and MOREL could match BC’s performance despite their initial disadvantage; and (3) ORL agents trained with carved-out dataset and evaluated on carved-out region performed no worse than them trained with full dataset, in contrast to BC agent, which performed significantly worse after carving-out.

Generalization to dynamic tasks. Table 4 lists the ideal curves and the curves traced by each model. Each dot represents the location of the lid at a time step. BC had the worst performance among all models since it failed to complete tracing of the circle, square, and number 8 which requires a larger range of motion, and the BC agent seemed to get stuck during execution. Meanwhile, ORL methods largely succeeded tracing the entire curve following the time-varying goals, demonstrating stronger generalizing ability for this dynamic task.

Transfer learning by leveraging heterogeneous dataset Table 5 evaluates the performance of ORL algorithms when trained with different combinations of datasets from multiple tasks. The last column plots the average reward across all three tasks for each dataset combination. We observe that:

1. The performance changes to ORL agents after leveraging offline data from different tasks can vary, due to the characteristics of the algorithm, the nature of the task, design of the reward function and the data distribution.
2. We observed all ORL agents *could* improve their own performance using some task/data combinations. Noticeably, MOREL achieved higher or comparable performance on all tasks after leveraging more offline data. For instance, its performance on the `lift` task progressively improved ($0.606 \rightarrow 0.726 \rightarrow 0.896$) with the inclusion of data from `slide` and `PnP` tasks. Intuitively,

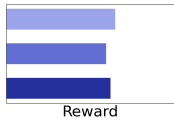



Agent	Train Data	Test Task			Reward
		slide	lift	PnP	
BC	in-domain	0.681 ± 0.147	0.823 ± 0.177	0.818 ± 0.185	
	slide	0.681 ± 0.147	0.582 ± 0.058	0.612 ± 0.083	
	slide+lift	0.595 ± 0.127	0.580 ± 0.053	0.605 ± 0.120	
	slide+lift+PnP	0.610 ± 0.137	0.609 ± 0.079	0.640 ± 0.144	
MOREL	in-domain	0.629 ± 0.160	0.678 ± 0.186	0.750 ± 0.197	
	slide	0.629 ± 0.160	0.606 ± 0.063	0.744 ± 0.174	
	slide+lift	0.616 ± 0.146	0.726 ± 0.184	0.636 ± 0.173	
	slide+lift+PnP	0.715 ± 0.134	0.896 ± 0.133	0.753 ± 0.181	
AWAC	in-domain	0.732 ± 0.113	0.863 ± 0.149 *	0.735 ± 0.175 *	
	slide	0.732 ± 0.113	0.638 ± 0.055	0.770 ± 0.111 *	
	slide+lift	0.734 ± 0.110 *	0.899 ± 0.149	0.813 ± 0.121	
	slide+lift+PnP	0.644 ± 0.144 *	0.728 ± 0.200 *	0.758 ± 0.188 *	
IQL	in-domain	0.767 ± 0.065	0.880 ± 0.149	0.601 ± 0.228	
	slide	0.767 ± 0.065	0.258 ± 0.033	0.810 ± 0.107	
	slide+lift	0.704 ± 0.141	0.863 ± 0.166	0.842 ± 0.114	
	slide+lift+PnP	0.643 ± 0.143	0.684 ± 0.158	0.833 ± 0.183	

Table 5: Performance of agents trained with different combinations of offline data. **The best in-domain agent**, **transfer learning agents that improves over their in-domain counterparts** are colored. **The best agent for each task** is bold. Agents that could not converge during training time are marked with (*). Some agents triggered violent crashes at test time and we report such performance as <0 . Underline scores are swept over 3 seeds.

MOREL’s dynamic model training process could benefit from any realistic data, regardless of whether the data was in-domain or out-of-domain.

3. Certain task-agnostic data could provide overlapping data support and enable effective transfer learning, allowing some ORL agents to surpass imitation learning and even the best in-domain agents. On `slide` and `lift`, all ORL algorithms managed to surpass BC. On `PnP`, AWAC achieved comparable performance as BC but with a slightly higher mean using a combo of `slide` and `lift` data. With our extensive ablations, we observe that the final best agent for each task is either an ORL algorithm or a tie between ORL and BC.

4. ORL algorithms are not guaranteed to increase performance by including more data. The performance changes of ORL are likely to vary by agents, the task and dataset distribution. For instance, both AWAC and IQL agents have not gained performance on `lift` when using `slide+lift+PnP` than using only `slide+lift` data ($0.899 \rightarrow 0.728$, $0.863 \rightarrow 0.684$). Surprisingly, training IQL for `PnP` using `slide` or `slide+lift` data yielded even better results than using `PnP` data ($0.84 > 0.6$). Qualitatively we observe that IQL agents trained with `slide` data were better at grasping the object than the ones trained with `PnP` data, completing this first part of the task (`grasp`) with more success while claiming distance-to-goal reward bonus.

Random Seed Sweeping To further demonstrate the reproducibility of our results, we conducted random seed sweeping for our best and (optionally) the second-best agents over 3 consecutive random seeds (122, 124 in addition to the original fixed seed 123) and reported their scores using an underline and in Appendix. 8.6. These additional 360 trajectories showed that the seed2seed variation for our experiments is low, providing statistical significance to our observations: comparing with scores computed from a single-seed, $\sim 60\%$ of newly trained agents change score by less than 1%, $\sim 90\%$ of agents change by less than 2%, and the maximum change was 6% from one agent (whose score change does not affect the conclusion drawn).

Comparison to previous works. Some of our *in-domain* conclusions are aligned with [40, 39]: that behavior cloning demonstrates strong robustness to varying representations and tasks, serving as a competitive baseline in all four tasks tested. Even when BC is not the best, it has reasonable performance that is no worse than 85% of the best in-domain agents. Our findings also provide

empirical verification to one of [34]’s observations: that ORL could outperform BC for tasks where the initial state distributions change during deployment, a common condition for real robotic task, or when the environment has a few “critical” states, as seen in our manipulation tasks.

In contrast to previous works, however, we highlight that (1) IQL can be a competitive baseline for settings that were traditionally favoring behavior cloning, as it turns out to be the best in-domain agent on 2 out of 4 tasks we tested, despite the lack of real robotic evaluation for IQL [18], (2) our extensive ablations on out-domain transfer learning are unique and allow us to verify several ORL algorithms’ capability in generalizing to task region with less data-support (Table. 3) and to dynamic tasks (Figure. 4), (3) we observe that leveraging heterogeneous data has enabled all ORL algorithms to improve their own performance on at least one of the tasks, allowing some to even surpass the best in-domain agents, which suggest that ORL can be an interesting paradigm for real-world robotic learning.

6 Conclusion

In Real-ORL, we conducted an empirical study of representative ORL algorithms on real-world robotic learning tasks. The study encompassed three representative ORL algorithms (along with behavior cloning), four table-top manipulation tasks with a Franka-Panda robot arm, 3000+ train trajectories, 3500+ evaluation trajectories, and 270+ human labor hours. Through our extensive ablation studies, we find that (1) even for in-domain tasks with abundant amount of high-quality data, IQL can be a competitive baseline against the best behavior cloning policy, (2) for out-domain tasks, ORL algorithms were able to generalize to task regions with low data-support and to dynamic tasks, (3) the performance changes of ORL after leveraging heterogeneous data are likely to vary by agents, the design of the task, and the characteristics of the data, (4) certain heterogeneous task-agnostic data could provide overlapping data support and enable transfer learning, allowing ORL agents to improve their own performance and, in some cases, even surpass the best in-domain agents. Overall, (5) the best agent for each task is either an ORL algorithm or a tie between ORL and BC. Our rigorous evaluations indicate that even in out-of-domain multi-task data regime, (more realistic in real world setting) offline RL is an effective paradigm to leverage out of domain data.

7 Limitations

Our evaluation primarily focused on three representative ORL algorithms which have shown strong performance in simulated benchmarks. However, ORL is a rapidly evolving research field, with many different classes of algorithms [57, 14, 30]. Therefore, expanding the scope of tasks, evaluation, and algorithms would offer interesting and valuable future work. Moreover, all ORL algorithms have several hyperparameters that influence their learning. We followed instructions and conventional wisdom in the community to tune parameters, but acknowledge that our experiments do not preclude the possibility that one could obtain better performing agents using a different set of parameters and seeds. Hyperparameter and model selection for offline RL is an emerging research sub-field [38] and progress here would also help advance the applicability of ORL to robot learning. We hope this study and our open-source codebase will facilitate this undertaking.

Acknowledgments

This work was (partially) funded by the National Science Foundation NRI (#2132848) & CHS (#2007011), DARPA RACER, the Office of Naval Research, Honda Research Institute, and Amazon. We thank Sudeep Dasari for helping with hardware setup. We thank Aviral Kumar and Young Geng for their suggestions on tuning ORL algorithms.

References

- [1] V. Mnih, K. Kavukcuoglu, D. Silver, A. Graves, I. Antonoglou, D. Wierstra, and M. Riedmiller. Playing atari with deep reinforcement learning. *arXiv preprint arXiv:1312.5602*, 2013.
- [2] J. Schulman, S. Levine, P. Moritz, M. I. Jordan, and P. Abbeel. Trust Region Policy Optimization. *CoRR*, abs/1502.05477, 2015.
- [3] J. Schulman, F. Wolski, P. Dhariwal, A. Radford, and O. Klimov. Proximal Policy Optimization Algorithms. *CoRR*, abs/1707.06347, 2017.
- [4] T. P. Lillicrap, J. J. Hunt, A. Pritzel, N. Heess, T. Erez, Y. Tassa, D. Silver, and D. Wierstra. Continuous control with deep reinforcement learning. *arXiv preprint arXiv:1509.02971*, 2015.
- [5] M. Janner, J. Fu, M. Zhang, and S. Levine. When to trust your model: Model-based policy optimization. In *NeurIPS*, 2019.
- [6] A. Rajeswaran, I. Mordatch, and V. Kumar. A Game Theoretic Framework for Model-Based Reinforcement Learning. In *ICML*, 2020.
- [7] D. Silver, T. Hubert, J. Schrittwieser, I. Antonoglou, M. Lai, A. Guez, M. Lanctot, L. Sifre, D. Kumaran, T. Graepel, T. P. Lillicrap, K. Simonyan, and D. Hassabis. A general reinforcement learning algorithm that masters chess, shogi, and Go through self-play. *Science*, 362: 1140–1144, 2018.
- [8] O. Vinyals, I. Babuschkin, W. M. Czarnecki, M. Mathieu, A. J. Dudzik, J. Chung, D. H. Choi, R. W. Powell, T. Ewalds, P. Georgiev, J. Oh, D. Horgan, M. Kroiss, I. Danihelka, A. Huang, L. Sifre, T. Cai, J. P. Agapiou, M. Jaderberg, A. S. Vezhnevets, R. Leblond, T. Pohlen, V. Dalibard, D. Budden, Y. Sulsky, J. Molloy, T. L. Paine, C. Gulcehre, Z. Wang, T. Pfaff, Y. Wu, R. Ring, D. Yogatama, D. Wünsch, K. McKinney, O. Smith, T. Schaul, T. P. Lillicrap, K. Kavukcuoglu, D. Hassabis, C. Apps, and D. Silver. Grandmaster level in StarCraft II using multi-agent reinforcement learning. *Nature*, pages 1–5, 2019.
- [9] S. Lange, T. Gabel, and M. A. Riedmiller. Batch Reinforcement Learning. In *Reinforcement Learning*, volume 12. Springer, 2012.
- [10] S. Levine, A. Kumar, G. Tucker, and J. Fu. Offline reinforcement learning: Tutorial, review, and perspectives on open problems. *arXiv preprint arXiv:2005.01643*, 2020.
- [11] S. Fujimoto, D. Meger, and D. Precup. Off-Policy Deep Reinforcement Learning without Exploration. *CoRR*, abs/1812.02900, 2018.
- [12] R. Kidambi, A. Rajeswaran, P. Netrapalli, and T. Joachims. MOReL : Model-Based Offline Reinforcement Learning. In *NeurIPS*, 2020.
- [13] A. Kumar, A. Zhou, G. Tucker, and S. Levine. Conservative Q-Learning for Offline Reinforcement Learning. *ArXiv*, abs/2006.04779, 2020.
- [14] L. Chen, K. Lu, A. Rajeswaran, K. Lee, A. Grover, M. Laskin, P. Abbeel, A. Srinivas, and I. Mordatch. Decision Transformer: Reinforcement Learning via Sequence Modeling. 2021.
- [15] Z. Wang, A. Novikov, K. Zolna, J. S. Merel, J. T. Springenberg, S. E. Reed, B. Shahriari, N. Siegel, C. Gulcehre, N. Heess, et al. Critic regularized regression. *Advances in Neural Information Processing Systems*, 33:7768–7778, 2020.
- [16] W. Zhou, S. Bajracharya, and D. Held. Plas: Latent action space for offline reinforcement learning. *arXiv preprint arXiv:2011.07213*, 2020.

- [17] A. Singh, A. Yu, J. Yang, J. Zhang, A. Kumar, and S. Levine. Cog: Connecting new skills to past experience with offline reinforcement learning. *arXiv preprint arXiv:2010.14500*, 2020.
- [18] I. Kostrikov, A. Nair, and S. Levine. Offline reinforcement learning with implicit q-learning. *arXiv preprint arXiv:2110.06169*, 2021.
- [19] A. Nair, M. Dalal, A. Gupta, and S. Levine. Accelerating online reinforcement learning with offline datasets. *arXiv preprint arXiv:2006.09359*, 2020.
- [20] K. Konyushova, Y. Chen, T. Paine, C. Gulcehre, C. Paduraru, D. J. Mankowitz, M. Denil, and N. de Freitas. Active offline policy selection. *Advances in Neural Information Processing Systems*, 34:24631–24644, 2021.
- [21] T. Z. Zhao, J. Luo, O. Sushkov, R. Pevcevičute, N. Heess, J. Scholz, S. Schaal, and S. Levine. Offline meta-reinforcement learning for industrial insertion. In *2022 International Conference on Robotics and Automation (ICRA)*, pages 6386–6393. IEEE, 2022.
- [22] J. Fu, A. Kumar, O. Nachum, G. Tucker, and S. Levine. D4RL: Datasets for Deep Data-Driven Reinforcement Learning. *ArXiv*, abs/2004.07219, 2020.
- [23] C. Gulcehre, Z. Wang, A. Novikov, T. L. Paine, S. G. Colmenarejo, K. Zolna, R. Agarwal, J. Merel, D. Mankowitz, C. Paduraru, et al. RL unplugged: Benchmarks for offline reinforcement learning. *arXiv preprint arXiv:2006.13888*, 2020.
- [24] D. Yarats, D. Brandfonbrener, H. Liu, M. Laskin, P. Abbeel, A. Lazaric, and L. Pinto. Don’t change the algorithm, change the data: Exploratory data for offline reinforcement learning. *ArXiv*, abs/2201.13425, 2022.
- [25] R. Qin, S. Gao, X. Zhang, Z. Xu, S. Huang, Z. Li, W. Zhang, and Y. Yu. Neorl: A near real-world benchmark for offline reinforcement learning. *ArXiv*, abs/2102.00714, 2021.
- [26] A. Kumar, J. Hong, A. Singh, and S. Levine. When should we prefer offline reinforcement learning over behavioral cloning? *ArXiv*, abs/2204.05618, 2022.
- [27] D. A. Pomerleau. *Alvinn: An autonomous land vehicle in a neural network. Advances in neural information processing systems*, 1, 1988.
- [28] Y. Wu, G. Tucker, and O. Nachum. Behavior Regularized Offline Reinforcement Learning. *CoRR*, arXiv:1911.11361, 2019.
- [29] N. Jaques, A. Ghandeharioun, J. H. Shen, C. Ferguson, À. Lapedriza, N. Jones, S. Gu, and R. W. Picard. Way Off-Policy Batch Deep Reinforcement Learning of Implicit Human Preferences in Dialog. *CoRR*, abs/1907.00456, 2019.
- [30] S. Fujimoto and S. S. Gu. A minimalist approach to offline reinforcement learning. In *Thirty-Fifth Conference on Neural Information Processing Systems*, 2021.
- [31] T. Yu, G. Thomas, L. Yu, S. Ermon, J. Y. Zou, S. Levine, C. Finn, and T. Ma. Mopo: Model-based offline policy optimization. *ArXiv*, abs/2005.13239, 2020.
- [32] T. Yu, A. Kumar, R. Rafailov, A. Rajeswaran, S. Levine, and C. Finn. Combo: Conservative offline model-based policy optimization. In *NeurIPS*, 2021.
- [33] A. Argenson and G. Dulac-Arnold. Model-based offline planning. *ArXiv*, abs/2008.05556, 2021.
- [34] A. Kumar, J. Hong, A. Singh, and S. Levine. When should we prefer offline reinforcement learning over behavioral cloning? *arXiv preprint arXiv:2204.05618*, 2022.
- [35] Y. Chebotar, K. Hausman, Y. Lu, T. Xiao, D. Kalashnikov, J. Varley, A. Irpan, B. Eysenbach, R. C. Julian, C. Finn, and S. Levine. Actionable models: Unsupervised offline reinforcement learning of robotic skills. *ArXiv*, abs/2104.07749, 2021.

- [36] D. Kalashnikov, J. Varley, Y. Chebotar, B. Swanson, R. Jonschkowski, C. Finn, S. Levine, and K. Hausman. Mt-opt: Continuous multi-task robotic reinforcement learning at scale. *ArXiv*, abs/2104.08212, 2021.
- [37] R. Rafailov, T. Yu, A. Rajeswaran, and C. Finn. Offline reinforcement learning from images with latent space models. In *LADC*, 2021.
- [38] A. Kumar, A. Singh, S. Tian, C. Finn, and S. Levine. A workflow for offline model-free robotic reinforcement learning. In *CoRL*, 2021.
- [39] A. Mandlekar, D. Xu, J. Wong, S. Nasiriany, C. Wang, R. Kulkarni, L. Fei-Fei, S. Savarese, Y. Zhu, and R. Martín-Martín. What matters in learning from offline human demonstrations for robot manipulation. *arXiv preprint arXiv:2108.03298*, 2021.
- [40] T. Osa, J. Pajarinen, G. Neumann, J. A. Bagnell, P. Abbeel, J. Peters, et al. An algorithmic perspective on imitation learning. *Foundations and Trends® in Robotics*, 7(1-2):1–179, 2018.
- [41] K. Zolna, A. Novikov, K. Konyushkova, C. Gulcehre, Z. Wang, Y. Aytar, M. Denil, N. de Freitas, and S. Reed. Offline learning from demonstrations and unlabeled experience. *arXiv preprint arXiv:2011.13885*, 2020.
- [42] K. Konyushkova, K. Zolna, Y. Aytar, A. Novikov, S. Reed, S. Cabi, and N. de Freitas. Semi-supervised reward learning for offline reinforcement learning. *arXiv preprint arXiv:2012.06899*, 2020.
- [43] F. Jarboui and V. Perchet. Offline inverse reinforcement learning. *arXiv preprint arXiv:2106.05068*, 2021.
- [44] T. Zhang, Z. McCarthy, O. Jow, D. Lee, X. Chen, K. Goldberg, and P. Abbeel. Deep imitation learning for complex manipulation tasks from virtual reality teleoperation. In *2018 IEEE International Conference on Robotics and Automation (ICRA)*, pages 5628–5635. IEEE, 2018.
- [45] L. Ke, J. Wang, T. Bhattacharjee, B. Boots, and S. Srinivasa. Grasping with chopsticks: Combating covariate shift in model-free imitation learning for fine manipulation. In *2021 IEEE International Conference on Robotics and Automation (ICRA)*, pages 6185–6191. IEEE, 2021.
- [46] J. Chang, M. Uehara, D. Sreenivas, R. Kidambi, and W. Sun. Mitigating covariate shift in imitation learning via offline data without great coverage. *ArXiv*, abs/2106.03207, 2021.
- [47] R. Rafailov, T. Yu, A. Rajeswaran, and C. Finn. Visual adversarial imitation learning using variational models. In *NeurIPS*, 2021.
- [48] W. Sun, J. A. Bagnell, and B. Boots. Truncated horizon policy search: Combining reinforcement learning & imitation learning. *arXiv preprint arXiv:1805.11240*, 2018.
- [49] S. Reddy, A. D. Dragan, and S. Levine. Sqil: Imitation learning via reinforcement learning with sparse rewards. *arXiv preprint arXiv:1905.11108*, 2019.
- [50] O. Kroemer, S. Niekum, and G. D. Konidaris. A review of robot learning for manipulation: Challenges, representations, and algorithms. *Journal of machine learning research*, 22(30), 2021.
- [51] M. Shridhar, L. Manuelli, and D. Fox. Cliport: What and where pathways for robotic manipulation. In *Proceedings of the 5th Conference on Robot Learning (CoRL)*, 2021.
- [52] M. Bhardwaj, B. Sundaralingam, A. Mousavian, N. D. Ratliff, D. Fox, F. Ramos, and B. Boots. STORM: An integrated framework for fast joint-space model-predictive control for reactive manipulation. 2021.
- [53] S. Gu, E. Holly, T. Lillicrap, and S. Levine. Deep reinforcement learning for robotic manipulation with asynchronous off-policy updates. In *2017 IEEE international conference on robotics and automation (ICRA)*, pages 3389–3396. IEEE, 2017.

- [54] P. Florence, C. Lynch, A. Zeng, O. A. Ramirez, A. Wahid, L. Downs, A. Wong, J. Lee, I. Mordatch, and J. Tompson. Implicit behavioral cloning. In *Conference on Robot Learning*, pages 158–168. PMLR, 2022.
- [55] S. Nair, A. Rajeswaran, V. Kumar, C. Finn, and A. Gupta. R3m: A universal visual representation for robot manipulation. *arXiv preprint arXiv:2203.12601*, 2022.
- [56] M. I. Takuma Seno. d3rlpy: An offline deep reinforcement library. In *NeurIPS 2021 Offline Reinforcement Learning Workshop*, December 2021.
- [57] R. F. Prudencio, M. R. Maximo, and E. L. Colombini. A survey on offline reinforcement learning: Taxonomy, review, and open problems. *ArXiv*, abs/2203.01387, 2022.

8 Appendix

8.1 Canonical Task Setup

We considered four canonical tasks: `reach`, `slide`, `lift` and `PnP`. To apply ORL, each task can be formulated as an MDP. The state contains the joint position of the robot, the gripper open position ($\mathcal{R} \sim [0, 0.08]$), (optionally) the velocity of the joints, (optionally) the tracked tag position and a goal position. To facilitate RL training, we came up with a continuous reward function for each task $r : state \rightarrow \mathcal{R}$, as shown in Table 6, considering the position of the gripper x , the position of tracked AprilTag t (if exists), the position of goal g , the Euclidean distance function dis between two 3D coordinates, a convenient function $height$ to denote the height of a given coordinates. While the reward for `reach` and `slide` are naturally smaller than 1, we explicitly cap the maximum reward for `lift` to be 1 since we don't encourage agents to lift up the lid arbitrarily high. We don't cap the `PnP` reward since we encourage the `PnP` policy to be distinguished from the `slide` policy with a height bonus $height(t)$.

We used heuristic policies to collect the demonstration data, as described in Sec. 3. Our policies have a reasonable success rate *accomplishing* the task but is not designed to be optimal in solving the MDP. To evaluate and compare between agents, we instead report the maximum reward over the trajectory as a proxy of the task completion ("score"). We report our heuristic policies' accumulated reward average over trajectories and the score.

Task	$r(s)$	$\sum r(s)$	Score
Reach	$1 - dis(g - x)$	173	0.99
Slide	$1 - (2 * dis(g - t) + dis(t - x))$	223	0.93
Lift	$min(1, 0.57 - dis(t - x) + height(t))$	167	1
Pick-n-place	$1 - (dis(g - t) + 2 * dis(t - x)) * 0.9 + height(t)$	281	1.09

Table 6: Characteristics of task and collected data.

8.2 Dataset

We also attach our collected data's score distribution on each task to demonstrate our dataset's overall quality. From Figure 4, we can see that the score distribution for each task skew heavily to the left, which means that most trajectories in our dataset are near-optimal and are suitable for imitation learning. In Appendix. 8.5 we further verify this.

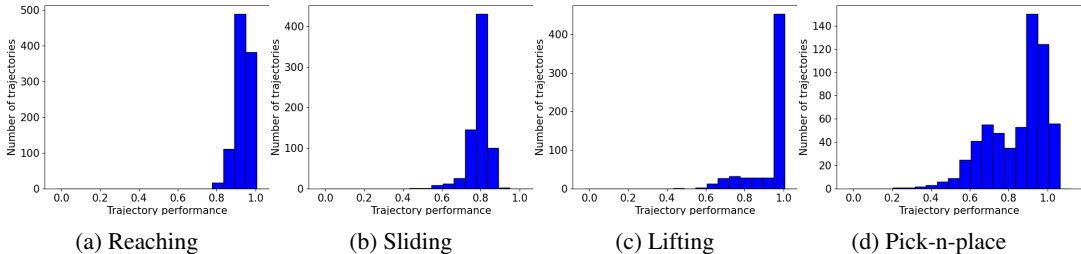


Figure 4: Score distribution for each task of our dataset.

8.3 Open Source Code and Dataset

We open source our code and publish the dataset at [our website](#).

8.4 Training Details

Our code base was built upon the author's implementation of MOREL [12] and the D3RLPY [56] library. We used the same fixed random seed for all our experiments (123), unless otherwise specified. For hyperparameter tuning, we always started training using the default hyperparameters. If

the training loss reported by the agent did not converge, we adjusted the learning rate and retrain, up to 5 agents, till we find a model that converge or have been trained for 5,000,000 steps using batch size 2048. For model whose training loss exploded (e.g., AWAC), we choose an checkpoint from earlier of the training when the loss were relatively stable for 100,000 steps (frequently, this was an agent that finished about half a million to a million training steps). Surprisingly, when evaluated on real robot, models that reported convergence did not necessarily perform better than model that did not converge.

Practicality of Training and Tuning BC was the cheapest to train (~ 3 min) and easiest to converge (no additional tuning required). MOREL was the second shortest to train (~ 4 hours); most MOREL agents were able to converge, judged by the reward of trajectories generated by the learned dynamics model. AWAC agents took longer to train (~ 12 hours) and had the most trouble converging (8 of the 16 agents in the ablation table could not converge in allocated trials). IQL agents took the longest to train (10 \sim 24 hours) but had more success converging. Though loss convergence during training or a good reward estimated by the learned dynamics model or learned value function cannot indicate the agent’s true performance, it is helpful for selecting an agent to test. Since some AWAC agents had trouble converging, we selected an earlier checkpoint before loss explosion and documented their performance, which, surprisingly, yielded higher reward than some agents that reported convergence. We leave it to future work to investigate this phenomenon.

8.5 Training Behavior Cloning with Top-K% Trajectories

To ensure that our dataset contains high quality trajectories that is sufficient to train behavior cloning, we launched new experiments training behavior cloning using only the Top-k % of the best trajectories. In Figure. 4, we plot the distribution of performance of our data for each task. For reach, slide, lift, 90% of trajectories complete the task with good scores (> 0.75). For PnP (our most difficult task), 50% of our collected trajectories completed the task (scores > 0.8).

Thus we train BC for reach, slide, lift on Top-90% of data and train BC for PnP on Top-50%,70%,90% of data and observe that, BC in our experiments benefit from using the full dataset.

Task	Top-k%	#Trajs	Threshold for Demo	Score	Original Score (BC with full data)
reach	90	900	0.909	0.899 ± 0.037	0.924 ± 0.048
slide	90	657	0.774	0.659 ± 0.152	0.681 ± 0.147
lift	90	554	0.787	0.784 ± 0.157	0.823 ± 0.177
PnP	50	304	0.935	0.723 ± 0.217	0.818 ± 0.185
	70	426	0.792	0.789 ± 0.290	0.818 ± 0.185
	90	548	0.656	0.789 ± 0.204	0.818 ± 0.185

8.6 Sweeping of Random Seeds

We evaluated an addition of 28 agents for 340 trajectories for a total of 70 hours including training and testing to inspect how the scores for critical agents (i.e., the best agents for a category) would vary by random seeds. We now have 3 seeds for each of the following agents:

1. The Best Agents for each task in Table 2
2. The Second Best Agents for each task in Table 2
3. ORL agents with out-domain datasets in in Table 5

The original agents are trained with seed 123, we trained the additional agents with seed 122 and seed 124. Each seed is evaluated on 12 trajectories. The results are listed and we observe that $\sim 60\%$ of newly trained agents change score by less than 1%, $\sim 90\%$ of agents change by less than 2%, and the maximum change was 6% from one agent (whose score change does not affect our conclusion).

Best Agents in Table 2	Seed 122	Seed 124	Seed 123 (original seed)	Means w/ 3 seeds	Mean diff
AWAC, DeltaVel,reach	0.920 ± 0.031	0.919 ± 0.066	0.935 ± 0.032	0.925 ± 0.047	0.01 (1.07%)
IQL, DeltaVel,slide	0.781 ± 0.038	0.763 ± 0.044	0.757 ± 0.095	0.767 ± 0.065	-0.01 (-1.32%)
IQL, DeltaVel,lift	0.877 ± 0.166	0.878 ± 0.158	0.884 ± 0.120	0.880 ± 0.149	0.004 (0.45%)
BC, AbsVel,PnP	0.819 ± 0.199	0.800 ± 0.195	0.836 ± 0.157	0.818 ± 0.185	0.018 (2.15%)

Second Best in Table 2	Seed 122	Seed 124	Seed 123 (original seed)	Means w/ 3 seeds	Mean diff
MOREL, DeltaVel,reach	0.919 ± 0.034	0.908 ± 0.042	0.925 ± 0.028	0.917 ± 0.036	0.008 (0.86%)
BC, DeltaVel,reach	0.921 ± 0.051	0.917 ± 0.055	0.934 ± 0.032	0.924 ± 0.048	0.01 (1.07%)
BC, AbsVel,slide	0.699 ± 0.125	0.698 ± 0.120	0.645 ± 0.18	0.681 ± 0.147	-0.036 (-5.58%)
MOREL, DeltaVel,slide	0.655 ± 0.157	0.602 ± 0.180	0.629 ± 0.136	0.629 ± 0.160	0 (0%)
AWAC, DeltaVel,slide	0.757 ± 0.068	0.703 ± 0.108	0.739 ± 0.144	0.732 ± 0.113	0.007 (0.95%)
BC, AbsVel,lift	0.821 ± 0.192	0.832 ± 0.177	0.818 ± 0.161	0.823 ± 0.177	-0.005 (0.61%)

8.7 Statistical Significance of Conclusions

In this section we report the statistical significance of the conclusions we drew from our empirical study. To evaluate every trained agent for every task, we collected at least 12 trajectories and calculated their scores. For best agents or agents used in comparison, we trained them with additional seed to collect a total of 36 trajectories.

We note that the distribution of scores is unknown. We cannot exclude the possibility of the distribution being skewed, as the agent could perform better in a certain task region because of the nature of the task. Therefore, we conducted the Wilcoxon signed T-test for paired samples to calculate the p-value.

With $p < 0.1$, we reject the null hypothesis that the two models’ have identical scores. Tasks and application-domains determine the confidence level requirements for any application. This often requires domain knowledge and might not transfer between different applications even for the same task. For openness and interpretability, we clearly outline our statistical tests and list our p-values, leaving it up to the readers to justify their statistical significance required for their applications. We found that:

1. On in-domain tasks, we observe that: On the simplest task `reach`, all agents achieved comparable performance ($p > 0.1$). On `slide`, IQL outperformed BC ($0.77 > 0.68, p = 0.001$). On `lift`, IQL outperformed BC ($0.88 > 0.82, p = 0.041$). On `PnP`, BC outperformed the best ORL agent ($p = 0.016$).
2. Testing agent’s ability to generalize to task space lacking data support, we verify that MOREL and AWAC achieved comparable or better performance than BC for regions lacking data support (MOREL: $0.79 \sim 0.76, p = 0.50$, AWAC: $0.83 > 0.76, p = 0.006, p = 0.25$), despite that these ORL agents were having poorer performance on regions that have more data support ($0.67 < 0.78, p = 0.062$).
3. In terms of leveraging multi-task data, MOREL has clearly benefited from inclusion of more data. On `slide`, the model achieved significantly higher performance when using combined data from three tasks ($0.63 \sim 0.72, p = 0.027$). On `lift`, the model achieved

ORL in Table 5	Seed 122	Seed 124	Seed 123 (original seed)	Means w/ 3 seeds	Mean diff
AWAC on PnP w/ slide+lift	(diverged)	0.811 ± 0.103	0.815 ± 0.134	0.813 ± 0.121	0.002 (0.25%)
AWAC on PnP w/ slide+lift+pnp	0.759 ± 0.180	0.773 ± 0.204	0.742 ± 0.175	0.758 ± 0.188	-0.016 (-2.16%)
IQL on PnP w/ slide+lift	0.838 ± 0.103	0.847 ± 0.117	0.843 ± 0.120	0.842 ± 0.114	0.001 (0.12%)
IQL on PnP w/ slide+lift+pnp	0.842 ± 0.170	0.826 ± 0.211	0.829 ± 0.163	0.833 ± 0.183	-0.004 (-0.48%)
MOREL on lift w/ slide+lift+pnp	0.879 ± 0.124	0.904 ± 0.119	0.906 ± 0.151	0.896 ± 0.133	-0.01 (-1.1%)

significantly higher performance when using combined data from three tasks ($0.68 \rightarrow 0.90, p = 0.003$). For AWAC, it gained performance on lift ($0.86 \rightarrow 0.90, p = 0.059$). IQL had most success for PnP task after leveraging slide+lift data ($p = 0.001$).