

# Relational Embeddings for Language Independent Stance Detection

Joseba Fernandez de Landa and Rodrigo Agerri

HiTZ Center - Ixa, University of the Basque Country UPV/EHU

{joseba.fernandezdelanda, rodrigo.agerri}@ehu.eus

## Abstract

The large majority of the research performed on stance detection has been focused on developing more or less sophisticated text classification systems, even when many benchmarks are based on social network data such as Twitter. This paper aims to take on the stance detection task by placing the emphasis not so much on the text itself but on the interaction data available on social networks. More specifically, we propose a new method to leverage social information such as *friends* and *retweets* by generating relational embeddings, namely, dense vector representations of interaction pairs. Our method can be applied to any language and target without any manual tuning. Our experiments on seven publicly available datasets and four different languages show that combining our relational embeddings with textual methods helps to substantially improve performance, obtaining best results for six out of seven evaluation settings, outperforming strong baselines based on large pre-trained language models.

## 1 Introduction

Stance detection consists of identifying the viewpoint or attitude expressed by a piece of text with respect to a given target. With the enormous popularity of social networks, users spontaneously share their opinions on social media, generating a valuable resource to investigate stance. This means that research on stance has a social impact, for example, to help addressing misinformation on vaccines, or to better understand public opinion about topics such as abortion, climate change or migration. Furthermore, stance detection is considered an important intermediate task for fact-checking (Augenstein, 2021) or fake news detection<sup>1</sup>.

The SemEval 2016 task on stance detection in Twitter (Mohammad et al., 2016) presented a dataset with tweets expressing FAVOR, AGAINST

and NEUTRAL stances with respect to five different targets, a trend followed by many other researchers (Derczynski et al., 2017; Taulé et al., 2018; Zotova et al., 2021; Hardalov et al., 2021a). However, in spite of many of them using Twitter-based datasets, the large majority address the task by considering only the textual content (tweets) (Augenstein et al., 2016; Mohammad et al., 2017; Schiller et al., 2020; Hardalov et al., 2021b; Li et al., 2021; Ghosh et al., 2019; Küçük and Can, 2020; Sobhani et al., 2017; Glandt et al., 2021a).

This shortcoming has recently been addressed by proposing new datasets (Cignarella et al., 2020; Agerri et al., 2021) including social interaction data such as *retweets* or *friends*. Although they have facilitated new approaches to stance detection considering also interaction data, most of them employ manually engineered features tailored to each specific data type (Espinosa et al., 2020; Lai et al., 2021; Alkhalifa and Zubiaga, 2020) making it difficult to generalize over other languages and targets. Thus, further research is required to fully understand the potentiality of interaction data to perform stance detection and its relation with concepts such as political homophily, political polarization, echo chambers or demographic analysis (Conover et al., 2011; Colleoni et al., 2014; Zubiaga et al., 2019).

This paper aims to perform stance detection of tweets by placing the emphasis on the interaction data commonly available in social media. To this end, we make the following contributions: (i) a new method to work with interaction data, such as *friends* and/or *retweets* by generating relational embeddings, focusing on one-to-one relations; (ii) experimentation on seven publicly available datasets and four different languages show that our relational embeddings behave robustly across different targets and languages; (iii) combining our method with text-based classifiers helps to systematically improve their results, outperforming also ensembles of large pre-trained language models (Gior-

<sup>1</sup><http://www.fakenewschallenge.org>

gioni et al., 2020); (iv) an exhaustive ablation and error analyses show that the method to obtain the *retweet* data and the size of the users community is crucial for state-of-the-art performance using our technique.

## 2 Related work

Most of the work and datasets released on stance detection in Twitter does not include interaction data. Küçük and Can (2020) lists stance-annotated datasets for 11 languages, whereas recent work on cross-domain and cross-lingual stance provide experimentation for 16 datasets and 15 languages (Hardalov et al., 2021b,a). The focus, however, remains on the tweets text. This trend has recently changed with the release of, to the best of our knowledge, two datasets which, in addition to the stance labeled tweets, include interaction data such as *retweets* and *friends*.

The winner (Espinosa et al., 2020) of the SardiStance shared task (Cignarella et al., 2020) used a weighted voting ensemble that combined two inputs: (a) psychological, sentiment and *friends* distances as features used to learn a XGBoost (Friedman, 2001) model, with (b) text classifiers based on the Transformer architecture (Devlin et al., 2019). Other systems combined textual data (emoticons, special characters and word embeddings) with 2 dimensions extracted from the interactions distance matrix using Multidimensional Scaling (MDS) (Ferraccioli et al., 2020), or friendship-based graphs created with DeepWalk (Perozzi et al., 2014) and various types of textual embeddings (Alkhalifa and Zubiaga, 2020).

The VaxxStance shared task (Agerri et al., 2021) provided textual and interaction data (*friends* and *retweets*) to study stance detection on vaccines in Basque and Spanish. The one system that systematically outperformed the baselines (Lai et al., 2021) manually engineered a large number of features based on stylistic, tweet and user data, lexicons, dependency parsing, and network information, which were specifically developed for this dataset and languages.

Latest approaches tackling unsupervised stance detection using social media interactions as features, use the force-directed algorithm (Fruchterman and Reingold, 1991) or UMAP (McInnes et al., 2018). The algorithms are used to transform interactions frequency vectors into features, reducing huge interaction matrices into low dimensional fea-

tures. Darwish et al. (2020) use both force-directed algorithm and UMAP for unsupervised stance detection on Twitter users. UMAP is also used to get interactions based features for automatically tagging Twitter users' stance on different topics (Stefanov et al., 2020) and to explore political polarization in Turkey (Rashed et al., 2021).

Other well known algorithms for building interaction-based models like DeepWalk (Perozzi et al., 2014) and node2vec (Grover and Leskovec, 2016) are based on generating Random Walks. However, those randomly generated walks create artificial interactions, that may not occur in the gathered interaction pairs. Furthermore, selecting the structure of the random walks and deciding the number of context users to be predicted have to be manually modeled and adapted to each reality.

In contrast to previous work, our method provides dense interaction-based representations of users, focusing on real interaction pairs. The training process is designed to predict a target user receiving a *retweet* or a *follow* from a source user, being each instance an item-to-item prediction instead of context-to-item (CBOW) or item-to-context (Skip-gram) prediction. Additionally, we focus on all the interaction pairs, without generating artificial random interactions to train the model or manually selecting the most salient users.

## 3 Method

Our new method consists of generating new vector-based representations of interactions in social networks, such as *friends* and *retweets*. We refer to these representations as *relational embeddings*. In addition to a classifier based just on the relational embeddings, we also provide two different approaches to combine existing textual classifiers with our relational embeddings.

### 3.1 Relational Embeddings

In this paper the interactions considered are *retweets* and/or *friends*, which are seen as relations between two users, one generating the action (source) and the other receiving it (target). Thus, users' acts of retweeting a tweet or following other users are considered interaction pairs. Generally, these interactions should help to reveal user's preferences by capturing meaningful information from their performative actions.

The first step in our method consists of gathering the interactions from the users included in

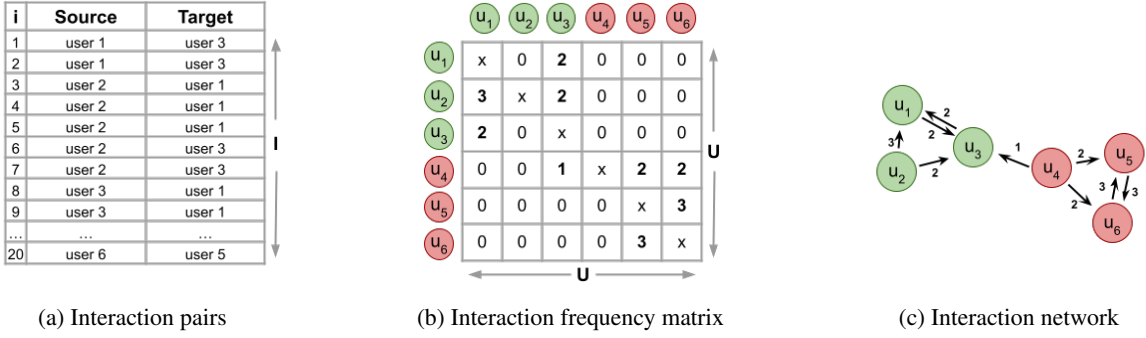


Figure 1: Different representations of the same data based on 20 interactions (I), generating a made-up directed network with 6 nodes (U) and 9 edges

the labeled data, namely, the one-to-one *retweet* and *follow* actions between the users/authors of the tweets. It should be noted that a set of *retweet* and *follow* interactions can consist of independent one-to-one actions without direct relation between them. This motivates our model to consider each interaction pair as a single instance.

Our model is trained in a unsupervised manner to predict a target user from a given user in each instance, being directly fed with interactions pairs (Figure 1a) instead of sparse interaction frequency matrices (Figure 1b) or neighbours arisen from interaction networks (Figure 1c). Furthermore, interaction based data is used without any preprocessing or modification.

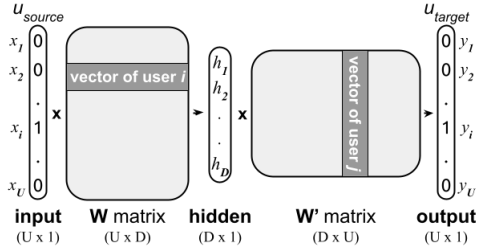


Figure 2: One hidden layer artificial neural network.

In order to obtain our relational representations, we use a single hidden-layer neural network (Figure 2). The network is used to train a dense interaction representation model using the *friends* and/or *retweet* based data. Each user is encoded as a one-hot vector of size  $U$ , where  $U$  is the number of users among interaction pairs (I) in a specific dataset. Given a one-hot vector  $U$ , the aim of the single hidden-layer feedforward neural network consists of predicting the target user. The dimensions of the hidden layer ( $D$ ) determine the size of the final user relational vectors, which correspond to the number of learned features. During training,

the weights  $W$  and  $W'$  are modified to minimize the loss function due to backpropagation. According to Equation 1, the summation goes over all the interaction pairs (I) in the training corpus, computing the log probability of correctly predicting the target user ( $u_{target}$ ) from the source user ( $u_{source}$ ) for each interaction ( $i$ ). The training process is done by sub-sampling the most frequent instances and with negative sampling (Mikolov et al., 2013). Finally, the  $W$  matrix is used to retrieve the interaction vectors representing each user, generating the Relational Embedding, from which the relation vector for each user are obtained. In this model, users with similar interactions should have similar representations, turning many interaction pairs into dense relational representations of  $D$  dimensions.

$$\frac{1}{I} \sum_{i=1}^I \log p(u_{target} | u_{source}) \quad (1)$$

### 3.1.1 Relational Embeddings + SVM

Our first system consists of a linear classifier fed by the relational embeddings described earlier, without textual input. Building such a simple system will allow us to understand the performance of the generated relational embedding models on their own. Each of the tweets from a dataset will be represented by its author's (user) relations vector, which represents the interactions of its author. By doing so, we effectively project the relations of the author into tweet level, generating a link between the relational data and the stance labels. In this step it is possible that some users may be repeated among data, but their assigned stance label will be that of the corresponding tweet. It should be noted that although possible, it is quite uncommon to have a user with different labeled tweets across the data. Thus, each tweet is converted into relational

vectors, represented by the specific user’s vector weights in the relational embedding model. Those users not present in the model are represented as a vector of zeros. This is usually due to the inability of retrieving user interaction data, either because the user has disappeared from Twitter or because their profiles are kept private. As shown in Figure 3, the final relational vectors for each tweet are used to train a SVM (RBF kernel) classifier without any additional input.

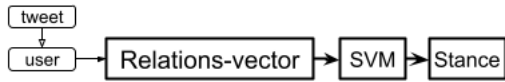


Figure 3: Relational Embeddings + SVM model architecture.

### 3.2 Text-based Classifiers

In order to compare relational with textual only approaches, we choose three commonly used text classification systems for stance detection (AIDayel and Magdy, 2020; Küçük and Can, 2020; Hardalov et al., 2021b; Zotova et al., 2021) to establish a baseline to compare with our relational embeddings models: (i) SVM learning algorithm with averaged word embeddings as text representations; (ii) SVM with TF-IDF vectorization and, (iii) large-pretrained multilingual Transformer-based models (Devlin et al., 2019; Conneau et al., 2019).

#### 3.2.1 Word Embeddings + SVM

Word embeddings encode words in a low dimensional space, being able to capture semantic information. We use FastText CommonCrawl models trained using the C-BOW architecture and 300 dimensions on a vocabulary of 2M words. In order to represent OOV words, FastText word embeddings are trained with character n-grams (Grave et al., 2018). For classification, each tweet is represented as the average of its word vectors (Kenter et al., 2016). The tweet vector representation is used to train a SVM (RBF kernel) classifier.

#### 3.2.2 TFIDF + SVM

TF-IDF (Term Frequency Inverse Document Frequency) vectorization is applied in order to reduce word vector dimensionality by lowering the impact of words that occur too frequently in the selected corpus. TF-IDF vectorizing is applied over the text of the tweets, selecting most salient features and

reducing sparsity. The obtained TF-IDF vectors are used to learn a SVM (RBF kernel) model.

#### 3.2.3 Multilingual Masked Language Models

We use multilingual BERT (Devlin et al., 2019) and XLM-RoBERTa (Conneau et al., 2019) for text classification. mBERT is pre-trained with the largest 100 Wikipedias. XLM-RoBERTa was pre-trained for 100 languages on 2.5 TB of CommonCrawl text. We use both models off-the-shelf providing as input the tweet texts and their stance labels. Both models have been widely tested for stance detection with state-of-the-art performance (AIDayel and Magdy, 2020; Ghosh et al., 2019; Küçük and Can, 2020; Espinosa et al., 2020; Zotova et al., 2021).

### 3.3 Combining Textual and Relational Models

In order to combine textual and relational data, we use both the texts conveyed by a given user and its associated social media interactions (relational embeddings). We devise two different strategies to combine the textual classifiers and the relational embeddings introduced in the previous section. The first strategy ( $\oplus RelEmb$ ) uses relational embeddings to classify stance based on vector distances with a textual classifier acting as a back-off. The second method develops an ensemble method combining textual and relational vectors before learning ( $+ RelEmb(ens)$ ).

#### 3.3.1 $\oplus RelEmb$ by User Class Distances

Relational embeddings are used to classify stance by projecting user interaction vectors into tweet instances. Each of the tweets is only represented by its author’s relations vector as in Section 3.1.1. In this case  $\oplus RelEmb$  is trained based on the distances among users of the same stance inside the relational embeddings, backing-off to a textual classifier whenever relational data is not available.

According to Equation 2, all labeled users from the training set ( $U$ ) are used to compute and predict the class ( $C$ ) of each unseen item’s relation vector ( $\bar{b}$ ) in the test set. Distances ( $sim$ ) are computed for every training item ( $\bar{u}$ ) from each stance label ( $U_c$ ), obtaining the average distance for each of the three labels. The maximum similarity value ( $\arg max_c$ ) of one of the three classes is then selected as the predicted class, assigning the class related to the nearest community.

$$\arg \max_c \left( \frac{\sum_{u \in U_c} \text{sim}(\bar{b}, \bar{u})}{|U_c|} \right) \quad (2)$$

Finally, whenever there is not relational data available, the prediction of the tweet’s class is done assigning the class predicted by one of the text-based systems described in Section 3.2. By doing so, we avoid feeding the system with zero-vectors.

### 3.3.2 + RelEmb by Textual and Relational Ensemble

We develop two different methods to combine Relational and textual representations with SVM and Transformers. In Figure 4, we obtain a FastText (*FTEmb*) dense or TF-IDF sparse word vectors to represent each tweet. Then, the relational embedding of each author will be concatenated to the textual vector, adding a vector of zeros to the textual vector if no relational information is available. Finally, the concatenation of the textual and relational vectors is used to learn a SVM (RBF kernel) model.

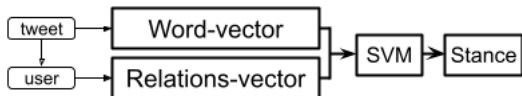


Figure 4: SVM based ensemble models architecture.

As shown in Figure 5, Transformer models and relational embeddings are combined by concatenating user vectors from the relations embeddings with the Transformer’s CLS representations of the tweets. When there is no user information related to interactions, a vector of zeros is concatenated to the CLS representation. Finally, we add a linear classification layer on top of the CLS token vector concatenated with the relational vector and fine-tune the system end-to-end.

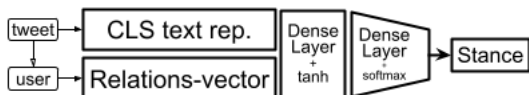


Figure 5: Transformer based ensemble models architecture.

## 4 Stance Detection Datasets

In order to experiment with our new relational embeddings, the datasets should include, in ad-

dition to the labeled textual data, interactions of the users that published the tweets, such as each user’s *friends* and *retweets*. As far as we know, there are only two publicly available datasets with such contextual information, namely, SardiStance (Cignarella et al., 2020) and VaxxStance (Agerri et al., 2021). In order to include more data and languages, we tried to obtain user information for SemEval 2016 (Mohammad et al., 2016) and other English datasets (Lai et al., 2020; Conforti et al., 2020; Glandt et al., 2021b), without much success (less than 30% of users for SemEval or inability to retrieve tweets from the IDs). However, we did manage to retrieve relational information (over 80%) for other dataset, namely, the Catalonia Independence Corpus (Zotova et al., 2021).

The final choice consists of seven datasets on three different topics (Independence of Catalonia, antivaxxers, Sardines movement) and four languages (Basque, Catalan, Italian and Spanish). The number of labeled tweets and their distribution between train and test sets can be seen in Table 1. The choice of data offer a varied relation user-tweets (very low in SardiStance, quite high in CIC), which would also allow to test the robustness of the relational embeddings.

	Tweets			Relational Data		
	Train	Test	Total	Users	RTs	Friend
C-ca	8,038	2,010	10,048	691		
C-ca*	8,056	1,992	10,048	691	10M <sup>†</sup>	24M <sup>†</sup>
C-es	8,036	2,011	10,047	334		
C-es*	8,016	2,031	10,047	334		
S	2,132	1,110	3,242	2,827	575K	3M
S*	1,923	1,110	3,033	2,827		
V-eu	1,072	312	1,384	210	190K	170K
V-es	2,003	694	2,697	1,675	9K	2.1M
					552K <sup>†</sup>	

Table 1: Datasets: C (CIC), S (SardiStance), V (VaxxStance); \* means no overlap of users across train and test; RT (retweets). <sup>†</sup> mark represents supplementary relational data added by us.

### 4.1 SardiStance

In addition to the textual data, this dataset also provides social and user information, such as the authors’ friends and the retweets. As 16.30% of the users appear across the train and the test sets, we generated the alternative SardiStance\* version by removing from the training set the users that also appear in the test set. The idea was to avoid

	C-ca	C-ca*	C-es	C-es*	SardiStance	SardiStance*	VaxxStance-es	VaxxStance-eu
<b>FTEmb + SVM</b>	61.60	62.64	57.42	59.77	56.13	54.65	71.29	47.67
⊕ RelEmb	75.81	77.13	80.54	86.11	71.06	70.94	72.38	69.01
+ RelEmb (ens)	82.17	69.20	88.55	<b>87.68</b>	74.03	71.33	89.06	73.17
<b>TF-IDF + SVM</b>	75.28	71.63	73.68	73.09	63.36	62.66	76.53	54.41
⊕ RelEmb	77.64	78.39	84.55	86.80	71.01	70.89	72.38	69.01
+ RelEmb (ens)	<b>82.23</b>	<b>80.17</b>	<b>92.48</b>	86.60	<b>74.55</b>	<b>74.01</b>	<b>90.23</b>	<b>75.30</b>
<b>XLM-RoBERTa</b>	77.63	74.55	74.21	73.88	57.17	56.40	82.52	41.17
⊕ RelEmb	78.39	78.56	84.98	87.17	71.06	70.98	72.38	69.01
+ RelEmb (ens)	78.80	75.92	76.81	77.17	60.16	55.62	81.15	51.81
<b>mBERT</b>	76.61	73.20	77.27	74.25	60.57	56.33	79.69	45.95
⊕ RelEmb	77.78	78.61	84.84	87.19	71.01	70.89	72.38	69.01
+ RelEmb (ens)	77.00	73.32	78.78	73.86	58.36	59.95	78.24	52.93
<b>RelEmb + SVM</b>	82.17	70.22	85.20	84.40	71.70	71.01	85.51	48.41
SOTA	74.68	74.87	74.72	71.84	74.45	-	89.13	77.71

Table 2: Results using relational embeddings only (RelEmb + SVM), Text-based systems (FTEmb + SVM, TF-IDF + SVM, mBERT and XLM-RoBERTa), and their combinations (⊕ RelEmb and + RelEmb (ens)). Previous SOTA: CIC (Zotova et al., 2020, 2021), SardiStance (Espinosa et al., 2020) and VaxxStance (Lai et al., 2021). Transformer results are the average of 5 randomly initialized runs.

using for training user-based features that are also available for testing. We were unable to extract any supplementary data, because both tweet and user identifiers are encrypted.

## 4.2 VaxxStance

The dataset was independently collected for two languages: Basque and Spanish. No user overlap across train and test set occurs in the data. Relational data is also included, such as *friends* from the users and *retweets* made to the labeled tweets. The Basque version (VaxxStance-eu) also includes retweets retrieved from the users timelines, as there are few tweets retrieved from the labeled tweets. In order to get more relational data, we extracted 552K supplementary retweets from the users timelines of the Spanish subset (VaxxStance-es), emulating the extra retweet collection as authors did for the Basque version.

## 4.3 Catalonia Independence Corpus

The Catalonia Independence Corpus includes co-etaneous tweets in both Spanish and Catalan (Zotova et al., 2020), is multilingual, quite large (10K tweets) and reasonably balanced. In the original CIC data, 92.50% of the users in the Catalan set occur also in the test set, whereas for Spanish the proportion is even higher, namely, 99.72%. In order to avoid any possible overfit to authors’ style, a second version of the dataset (Zotova et al., 2021) provides the same data collection but distributing the tweets in such a way that their authors do not

appear across the training, development and test sets (CIC\*).

## 5 Experiments

*Retweets* are used to share specific content from other users’ publications. The reiteration of this actions may demonstrate attachment to a user or its content, actively showing the specific preferences of the source user. Furthermore, although retweet actions are more likely to gather latent information related to community or polarization (Conover et al., 2011; Zubiaga et al., 2019), we also wanted to include *friends* related data, which is a result of a *following* action. This passive action allows the source user to be aware of what is being said without sharing or promoting any content. Finally, we also combine both *retweets* and *friends* in a *mixed* representation to test whether merging passive and active interaction types in the same interaction space helps to embed social information. Therefore, for each dataset (CIC, SardiStance and VaxxStance) three different types of relational embeddings were trained, based on the data source: (i) *retweet*, (ii) *friends* and, (iii) *mixed* embeddings.

The best relational embedding for each dataset was chosen by evaluating them with the RelEmb + SVM system (which uses only relational embeddings) via 5-fold cross validation on the training data; *retweet* embeddings achieved best results for CIC and VaxxStance-eu, whereas the *mixed* embeddings were best for SardiStance and VaxxStance-es.

In this step we also learned that supplementary data extracted directly from the user’s timelines, helped to improve the results.

The procedure to choose the rest of hyperparameters (relational embeddings dimensionality, etc.) are described in Appendix A. Finally, as it is customary for this task, despite training and predictions being done for the 3 classes, evaluation is performed by calculating the averaged F1-score over the AGAINST and FAVOR classes (Mohammad et al., 2016).

## 5.1 Evaluation Results

Table 2 reports the results obtained for every system and dataset. They show that combining our relational embeddings with the text-based classifiers systematically helps to substantially improve results. This results in SOTA performance for every language and dataset except for Basque. This is partially due to the fact that the system based only on relational embeddings (*RelEmb + SVM*) obtains high scores for most of the settings, often outperforming very strong baselines from mBERT and XLM-RoBERTa.

For SardiStance, our result is slightly better than the state-of-the-art (Espinosa et al., 2020) on this dataset. However, unlike our approach, which is based on relational embeddings and which does not require any manual tuning, they included a large number of manually engineered features based on external resources for sentiment, psychological features, as well as social network features. In any case, the results of *RelEmb + SVM* clearly improve over the best textual system published at the SardiStance shared task, which scored 68.53 in F1 score, based on an ensemble of Transformer models (Giorgetti et al., 2020).

Something similar occurs in the case of VaxxStance, where the state-of-the-art (Lai et al., 2021) for textual classifiers is of 57.34 for Basque and 80.92 for Spanish, respectively. The results reported by Lai et al. (2021) were obtained by manually implementing more than 30 different features tailored to each specific dataset and language. The features were based on stylistic information, tweet and user data, various lexicons, dependency parsing, and network information. Furthermore, they crawled 1M tweets for each language to obtain a larger word embedding model to generate also word embedding-based features. However, without any specific tuning to the dataset, or so many

additional resources, we obtain new SOTA for VaxxStance-es and competitive results on Basque.

The results of text-based classifiers and their two combination types can be seen as ablation tests. In this sense, it is noticeable that ensemble methods (+ *RelEmb (ens)*) with SVM are most of the time better than the models based on user class distances ( $\oplus$  *RelEmb*), while the opposite is true for Transformers. This suggests that backing-off to the already high-performing Transformer text classifier whenever no user information is available is better than generating ensembles adding vectors of zeros.

The best overall system is the one combining relational embeddings with TF-IDF + SVM, systematically outperforming any other system. While this might be a bit surprising, TF-IDF and statistical classifiers have proven to be highly competitive for stance detection in Twitter (Mohammad et al., 2016; Ghosh et al., 2019; Küçük and Can, 2020; Zotova et al., 2021), even better than text classifiers leveraging large pre-trained language models.

## 6 Discussion

In order to have a better understanding of the relational embeddings, we plotted the users’ relational embeddings and their stance. Figure 6 shows a 2D visualization obtained by applying a PCA dimensionality reduction to each relational embedding from the training data.

The visualizations show that there is a clear relation between the readability of the relational embedding visualizations and the results obtained by the relational embedding systems (*RelEmb + SVM*). First, CIC embedding visualizations (Figures 6a and 6b) show very clearly defined communities of users who are in FAVOR or AGAINST of the independence of Catalonia. The relational embeddings obtained from the SardiStance relational data also correlate to well-defined communities (Figure 6e) but with more overlap of stance labels than in the CIC representations, as is the case for VaxxStance-es.

However, the visualization of the VaxxStance-eu relational embeddings in Figure 6c shows that target is quite transversal across users. This might be explained by the very small community of Basque Twitter users (see Table 1). In other words, Basque users in FAVOR or AGAINST vaccines naturally interact much more than users from the other two analyzed datasets. This might also explain why the relational embeddings classifier (*RelEmb + SVM*)

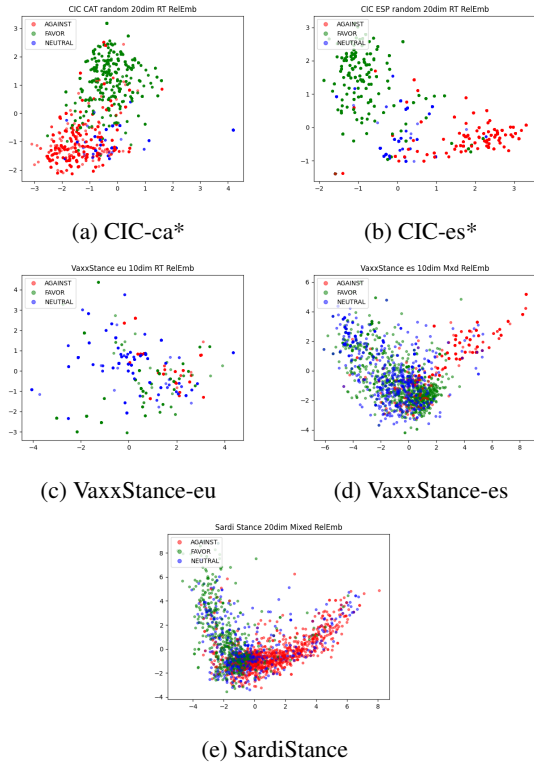


Figure 6: Relational embedding representation of training set users (PCA dimension reduction to 2).

only fails to improve results over every textual classifier for the VaxxStance-eu data.

Finally, the graphs show that the specific nature of some targets makes them more suitable to generate our relational embeddings. Thus, topics that may reflect political homophily, such as the independence of Catalonia, seem to generate clearer FAVOR and AGAINST communities than for the other two topics (vaccinations and the Sardines movement). However, in the case of VaxxStance, the small size of the community of Basque Twitter users, may add difficulties to catch those orientation in such a small dataset.

If we combine the graphical visualizations with the confusion matrices of textual and ensemble classifiers in Figure 7, we can confirm some of the points raised above. In particular, that gains over previous SOTA results based on textual classifiers are much higher for those cases in which relational embeddings better discriminate between user communities.

## 7 Conclusion and Future Work

We propose a new method to perform stance detection by generating relational embeddings from social interaction data such as *retweets* and *friends*.

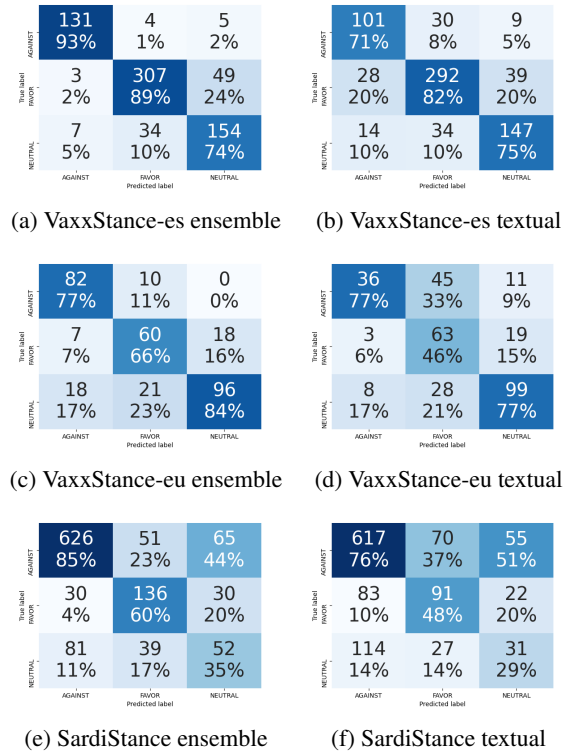


Figure 7: Confusion matrices comparing textual and ensemble TF-IDF + SVM based models.

The relational embeddings help to reduce the sparsity of interaction data by behaving like dense graphs, being able to embed information related to stance for different data sources without any manual engineering. While this technique is language independent, cheap and fast to train and to apply, the relational embeddings behave robustly across different datasets, stance targets and languages, helping to substantially and consistently improve results by combining them with text-based classifiers.

The results and analysis performed shows that we need to pay more attention to social network data, aiming to address the shortcomings discussed by further researching different strategies to leverage such interaction data. We are aware that our system is conditioned to the availability of the relational data of the user that wrote the tweet, which means that when collecting data for training and inference such data should also be gathered.

Future work may include analyzing the relational embeddings performance on zero-shot and cross-lingual settings, moving on towards a method that, by using user-based relational information, helps to drastically reduce the need of annotated data at tweet level.



## References

- Rodrigo Agerri, Roberto Centeno, María Espinosa, Joseba Fernandez de Landa, and Álvaro Rodrigo. 2021. Vaxxstance@iberlef 2021: Overview of the task on going beyond text in cross-lingual stance detection. *Procesamiento del Lenguaje Natural*, 67:173–181.
- Abeer AlDayel and Walid Magdy. 2020. Stance Detection on Social Media: State of the Art and Trends. *arXiv preprint arXiv:2006.03644*.
- Rabab Alkhalifa and Arkaitz Zubiaga. 2020. QMUL-SDS@SardiStance: Leveraging Network Interactions to Boost Performance on Stance Detection using Knowledge Graphs. In *Proceedings of the 7th Evaluation Campaign of Natural Language Processing and Speech Tools for Italian (EVALITA 2020)*. CEUR Workshop Proceedings.
- Isabelle Augenstein. 2021. Towards explainable fact checking. *ArXiv*, abs/2108.10274.
- Isabelle Augenstein, Tim Rocktäschel, Andreas Vlachos, and Kalina Bontcheva. 2016. [Stance detection with bidirectional conditional encoding](#). In *Proceedings of the 2016 Conference on Empirical Methods in Natural Language Processing*, pages 876–885, Austin, Texas. Association for Computational Linguistics.
- Alessandra Teresa Cignarella, Mirko Lai, Cristina Bosco, Viviana Patti, and Paolo Rosso. 2020. SardiStance@EVALITA2020: Overview of the Task on Stance Detection in Italian Tweets. In *Proceedings of the 7th Evaluation Campaign of Natural Language Processing and Speech Tools for Italian (EVALITA 2020)*. CEUR-WS.org.
- Elanor Colleoni, Alessandro Rozza, and Adam Arvidsson. 2014. Echo chamber or public sphere? predicting political orientation and measuring political homophily in twitter using big data. *Journal of communication*, 64(2):317–332.
- Costanza Conforti, Jakob Berndt, Mohammad Taher Pilehvar, Chryssi Giannitsarou, Flavio Toxvaerd, and Nigel Collier. 2020. Will-they-won't-they: A very large dataset for stance detection on twitter. In *ACL*.
- Alexis Conneau, Kartikay Khandelwal, Naman Goyal, Vishrav Chaudhary, Guillaume Wenzek, Francisco Guzmán, Edouard Grave, Myle Ott, Luke Zettlemoyer, and Veselin Stoyanov. 2019. Unsupervised cross-lingual representation learning at scale. *arXiv:1911.02116*.
- Michael D Conover, Jacob Ratkiewicz, Matthew Francisco, Bruno Gonçalves, Filippo Menczer, and Alessandro Flammini. 2011. Political Polarization on Twitter. In *Proceedings of the International AAAI Conference on Web and Social Media*.
- Kareem Darwish, Peter Stefanov, Michaël Aupetit, and Preslav Nakov. 2020. Unsupervised user stance detection on twitter. In *Proceedings of the International AAAI Conference on Web and Social Media*, volume 14, pages 141–152.
- Leon Derczynski, Kalina Bontcheva, Maria Liakata, Rob Procter, Geraldine Wong Sak Hoi, and Arkaitz Zubiaga. 2017. SemEval-2017 task 8: RumourEval: Determining rumour veracity and support for rumours. In *Proceedings of the 11th International Workshop on Semantic Evaluation (SemEval-2017)*, pages 69–76.
- Jacob Devlin, Ming-Wei Chang, Kenton Lee, and Kristina Toutanova. 2019. BERT: Pre-training of Deep Bidirectional Transformers for Language Understanding. In *Proceedings of the 2019 Conference of the North American Chapter of the Association for Computational Linguistics: Human Language Technologies, NAACL-HLT 2019, Minneapolis, MN, USA, June 2-7, 2019, Volume 1 (Long and Short Papers)*, pages 4171–4186.
- Maria S. Espinosa, Rodrigo Agerri, Alvaro Rodrigo, and Roberto Centeno. 2020. DeepReading@SardiStance: Combining Textual, Social and Emotional Features. In *Proceedings of the 7th Evaluation Campaign of Natural Language Processing and Speech Tools for Italian (EVALITA 2020)*. CEUR Workshop Proceedings.
- Federico Ferraccioli, Andrea Sciandra, Mattia Da Pont, Paolo Girardi, Dario Solari, and Livio Finos. 2020. TextWiller@SardiStance, HaSpeede2: Text or Context? A smart use of social network data in predicting polarization. In *Proceedings of the 7th Evaluation Campaign of Natural Language Processing and Speech Tools for Italian (EVALITA 2020)*. CEUR Workshop Proceedings.
- Jerome H Friedman. 2001. Greedy function approximation: a gradient boosting machine. *Annals of statistics*, pages 1189–1232.
- Thomas M. J. Fruchterman and Edward M. Reingold. 1991. Graph drawing by force-directed placement. *Software: Practice and Experience*, 21.
- Shalmoli Ghosh, Prajwal Singhania, Siddharth Singh, Koustav Rudra, and Saptarshi Ghosh. 2019. Stance detection in web and social media: a comparative study. In *International Conference of the Cross-Language Evaluation Forum for European Languages*, pages 75–87. Springer.
- Simone Giorgioni, Marcello Politi, Samir Salman, Roberto Basili, and Danilo Croce. 2020. Unitor @ sardistance2020: Combining transformer-based architectures and transfer learning for robust stance detection. In *EVALITA*.
- Kyle Glandt, Sarthak Khanal, Yingjie Li, Doina Caragea, and Cornelia Caragea. 2021a. Stance detection in covid-19 tweets. In *Proceedings of the*

- 59th Annual Meeting of the Association for Computational Linguistics and the 11th International Joint Conference on Natural Language Processing, volume 1.
- Kyle Glandt, Sarthak Khanal, Yingjie Li, Doina Caragea, and Cornelia Caragea. 2021b. Stance detection in covid-19 tweets. In *ACL/IJCNLP*.
- Edouard Grave, Piotr Bojanowski, Prakhar Gupta, Armand Joulin, and Tomas Mikolov. 2018. Learning word vectors for 157 languages. In *Proceedings of the International Conference on Language Resources and Evaluation (LREC 2018)*.
- Aditya Grover and Jure Leskovec. 2016. node2vec: Scalable feature learning for networks. *Proceedings of the 22nd ACM SIGKDD International Conference on Knowledge Discovery and Data Mining*.
- Momchil Hardalov, Arnav Arora, Preslav Nakov, and Isabel Augenstein. 2021a. Few-shot cross-lingual stance detection with sentiment-based pre-training. *ArXiv*, abs/2109.06050.
- Momchil Hardalov, Arnav Arora, Preslav Nakov, and Isabelle Augenstein. 2021b. [Cross-domain label-adaptive stance detection](#). In *Proceedings of the 2021 Conference on Empirical Methods in Natural Language Processing*, pages 9011–9028, Online and Punta Cana, Dominican Republic. Association for Computational Linguistics.
- Tom Kenter, Alexey Borisov, and Maarten de Rijke. 2016. [Siamese CBOW: Optimizing word embeddings for sentence representations](#). In *Proceedings of the 54th Annual Meeting of the Association for Computational Linguistics (Volume 1: Long Papers)*, pages 941–951, Berlin, Germany. Association for Computational Linguistics.
- Dilek Küçük and Fazli Can. 2020. Stance Detection: a Survey. *ACM Computing Surveys (CSUR)*, 53(1):1–37.
- Mirko Lai, Alessandra Teresa Cignarella, Livio Finos, and Andrea Sciandra. 2021. Wordup! at vaxx-stance 2021: Combining contextual information with textual and dependency-based syntactic features for stance detection. In *Proceedings of the Iberian Languages Evaluation Forum (IberLEF 2021)*, CEUR Workshop Proceedings.
- Mirko Lai, Viviana Patti, Giancarlo Ruffo, and Paolo Rosso. 2020. #brexit: Leave or remain? the role of user’s community and diachronic evolution on stance detection. *Journal of Intelligent & Fuzzy Systems*, 31(2):2341–2352.
- Yingjie Li, Chenye Zhao, and Cornelia Caragea. 2021. [Improving stance detection with multi-dataset learning and knowledge distillation](#). In *Proceedings of the 2021 Conference on Empirical Methods in Natural Language Processing*, pages 6332–6345, Online and Punta Cana, Dominican Republic. Association for Computational Linguistics.
- Leland McInnes, John Healy, Nathaniel Saul, and Lukas Großberger. 2018. Umap: Uniform manifold approximation and projection. *J. Open Source Softw.*, 3:861.
- Tomas Mikolov, Kai Chen, Greg Corrado, and Jeffrey Dean. 2013. Efficient estimation of word representations in vector space. *arXiv preprint arXiv:1301.3781*.
- Saif Mohammad, Svetlana Kiritchenko, Parinaz Sobhani, Xiaodan Zhu, and Colin Cherry. 2016. [SemEval-2016 task 6: Detecting stance in tweets](#). In *Proceedings of the 10th International Workshop on Semantic Evaluation (SemEval-2016)*, pages 31–41, San Diego, California. Association for Computational Linguistics.
- Saif M. Mohammad, Parinaz Sobhani, and Svetlana Kiritchenko. 2017. [Stance and sentiment in tweets](#). *ACM Trans. Internet Technol.*, 17(3):26:1–26:23.
- Bryan Perozzi, Rami Al-Rfou, and Steven Skiena. 2014. Deepwalk: Online learning of social representations. In *Proceedings of the 20th ACM SIGKDD international conference on Knowledge discovery and data mining*, page 701–710.
- Ammar Rashed, Mucahid Kutlu, Kareem Darwish, Tamer Elsayed, and Cansin Bayrak. 2021. Embeddings-based clustering for target specific stances: The case of a polarized turkey. In *ICWSM*.
- Benjamin Schiller, Johannes Daxenberger, and Iryna Gurevych. 2020. Stance detection benchmark: How robust is your stance detection? *ArXiv*, abs/2001.01565.
- Parinaz Sobhani, Diana Inkpen, and Xiaodan Zhu. 2017. A dataset for multi-target stance detection. In *Proceedings of the 15th Conference of the European Chapter of the Association for Computational Linguistics: Volume 2, Short Papers*, pages 551–557.
- Peter Stefanov, Kareem Darwish, Atanas Atanasov, and Preslav Nakov. 2020. Predicting the topical stance and political leaning of media using tweets. In *ACL*.
- M. Taulé, F. Rangel, M. A. Martí, and P. Rosso. 2018. Overview of the task on multimodal stance detection in tweets on catalan 1oct referendum. In *IberEval 2018. CEUR Workshop Proceedings. CEUR-WS.org*, pages 149–166, Sevilla, Spain.
- Elena Zotova, Rodrigo Agerri, Manuel Nuñez, and German Rigau. 2020. [Multilingual stance detection in tweets: The Catalonia independence corpus](#). In *Proceedings of the 12th Language Resources and Evaluation Conference*, pages 1368–1375, Marseille, France. European Language Resources Association.
- Elena Zotova, Rodrigo Agerri, and German Rigau. 2021. Semi-automatic generation of multilingual datasets for stance detection in Twitter. *Expert Systems with Applications*, 170:114547.

Arkaitz Zubiaga, Bo Wang, Maria Liakata, and Rob Procter. 2019. Political homophily in independence movements: Analyzing and classifying social media users by national identity. *IEEE Intelligent Systems*, 34:34–42.

## A Appendix

The relational embedding types and dimensionality for the RelEmb + SVM model were chosen via grid search with 5-fold cross-validation. The results of cross-validation showed that low dimensional Relational Embeddings (10-20 dimensions) performed significantly better than high dimensional ones, following the idea of reducing huge interaction matrices into low dimensional features (Darwish et al., 2020). The best performing relational embeddings for CIC and SardiStance were of dimension 20, while for VaxxStance they were of dimension 10.

The same method was also used to optimize C and Gamma hyperparameters for every SVM system (RelEmb, FTEmb and TF-IDF).

For mBERT and XLM-RoBERTa, hyperparameter tuning was done by splitting the training set into a train and development sets (80/20). Results on the development set allowed to obtain the following hyperparameters: 128 maximum sequence length, 16 batch size,  $2e-5$  learning rate and 5 epochs.