

Not Good Times for Lies: Misinformation Detection on the Russia-Ukraine War, COVID-19, and Refugees

Cagri Toraman¹, Oguzhan Ozelik^{1,2}, Furkan Şahinuc¹, Fazli Can²

¹Aselsan Research Center, Ankara, Turkey

²Bilkent University, Ankara, Turkey

{ctoraman,ogozcelik,fsahinuc}@aselsan.com.tr, canf@cs.bilkent.edu.tr

Abstract

Misinformation spread in online social networks is an urgent-to-solve problem having harmful consequences that threaten human health, public safety, economics, and so on. In this study, we construct a novel dataset, called MiDe-22, having 5,284 English and 5,064 Turkish tweets with their misinformation labels under several recent events, including the Russia-Ukraine war, COVID-19 pandemic, and Refugees. Moreover, we provide the user engagements to the tweets in terms of likes, replies, retweets, and quotes. We present a detailed data analysis with descriptive statistics and temporal analysis, and provide the experimental results of a benchmark evaluation for misinformation detection on our novel dataset¹.

1 Introduction

With the growth of online social networks, people develop new behaviors and trends. An example is the amount of news consumed in these networks, and eventually the phrase “social media” is coined. However, considering their popularity and easy accessibility, it is inevitable to observe different kinds of contents in social media platforms; e.g. information manipulations, fake news, and misinformation/disinformation spread². Twitter is one of the platforms where misinformation can be widely spread as observed in the U.S. Elections (Twitter, 2018), so that “fake news” became the Word of the Year in 2017 (CollinsDictionary, 2017).

1.1 Motivation

Misinformation is spread in many domains including but not limited to health, politics, and disasters. Once misinformation is spread, the consequences

can be vital. For instance, many people died because of the false rumors that claim that the cure of COVID-19 is drinking methanol (Islam et al., 2020b). Another example is that Ukraine sought an emergency order from the International Court of Justice due to the false claims of genocide to Russian speakers in eastern Ukraine (Reuters, 2022).

A straightforward solution for misinformation is to avoid the spread in advance. However, people can be biased to change their beliefs even corrections exist, and the attempts to correct falsehoods may not avoid its spread and even sometimes help its diffusion (Nyhan and Reifler, 2010; Ackland and Gwynn, 2020). Moreover, targeted advertising to increase user engagements can help misinformation spread, which may be a source of revenue for social media platforms (Neumann et al., 2022).

Considering the vital importance of misinformation spread in society and the ugly truth of unavoidable diffusion and beliefs, misinformation detection becomes a critical task that requires advanced methods and datasets. We have three observations on existing social media collections for misinformation detection. First, they are mostly inadequate or outdated by covering old topics with a small sample size (Ma et al., 2017). Furthermore, the existing datasets focus on widely used languages such as English (D’Ulizia et al., 2021), while they are very limited for low-resource languages such as Turkish. Lastly, user engagements (like, reply, retweet, and quote) to false tweets can be useful to analyze information diffusion, but not all types are always included in the datasets. We therefore curate a novel dataset for Misinformation Detection under several recent events from 2020 to 2022, called MiDe-22, including English and Turkish tweets with all types of user engagements.

1.2 Composition

The MiDe-22 dataset consists of three parts: (i) Events, (ii) Tweets, and (iii) Engagements. Each

¹The datasets include publicly available user and tweet IDs, in compliance with Twitter’s Terms and Conditions, and can be accessed at <https://github.com/avaapm/mide22>

²We use misinformation as an umbrella term that refers to all instances where information have falsehoods in this study.

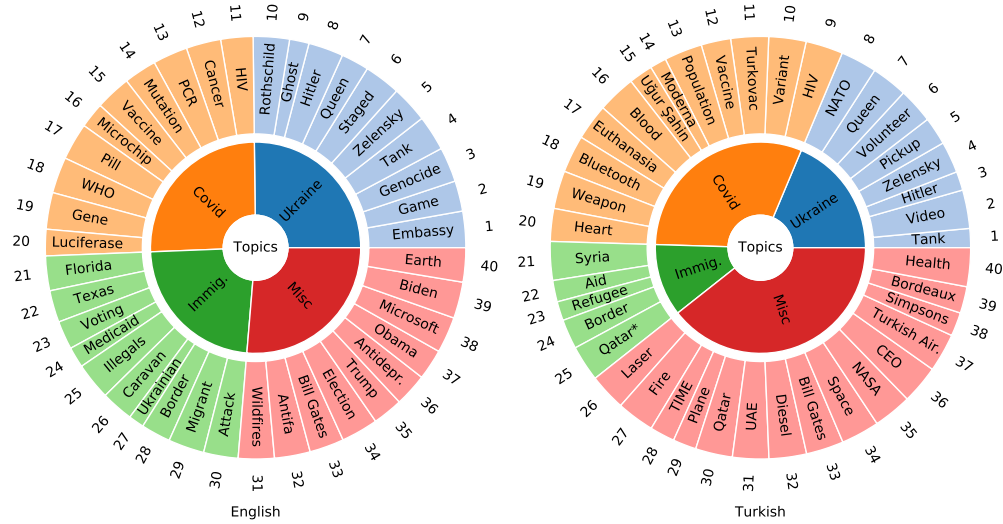


Figure 1: The main events (EN01-EN40 and TR01-TR40) and corresponding sub-events of MiDe-22 for English and Turkish. The areas covered by events are proportional to the number of tweets they have.

part exists for both English (MiDe-22-EN) and Turkish (MiDe-22-TR).

Events. We consider the events that occupy the world’s agenda in recent years, including the COVID-19 pandemic, the 2022 War between Russia and Ukraine, and the migration waves all around the world. Figure 1 presents an overview of the structure of our dataset for English and Turkish. There are three main and additional miscellaneous event topics. The inner circle indicates these main events: The COVID-19 pandemic, 2022 War between Russia and Ukraine, Refugees (Immigration), and Miscellaneous for the events that are not categorized under the previous topics. Overall, the event topics contain 40 newsworthy events given in the outer circles in the figure. The full event titles can be found in Appendix A.3.

Note that we select the events as common as possible for both languages. The reason is that some misinformation events can be global and observed in several countries, such as “COVID-19 vaccines contain Human Immunodeficiency Virus (HIV)”. These common events can provide an opportunity to inspect how misinformation is spread in different languages. On the other hand, there are local events that have influence in specific regions. The details on the events are given in Section 3.1.

Tweets. The dataset has tweets related to the events. The crawling process is explained in Section 3.1. Each tweet in the dataset is labeled according to three classes: False info, True info, and Other. The Other class includes tweets that can not be categorized under false and true information. The

annotation process is explained in Section 3.2.

Engagements. We provide the user engagements to all tweets in the dataset. Separate engagement splits are provided in the types of like, reply, retweet, and quote.

1.3 Contributions

We contribute to the literature by presenting a novel tweet dataset for misinformation detection considering the variety of languages, topics, and engagements in the dataset. The languages are a widely used language: English, and a low-resource language: Turkish. The topics of the dataset cover several recent events, such as the 2022 Russia-Ukraine War and the COVID-19 pandemic. The dataset also includes the user engagements to all tweets in terms of likes, replies, retweets, and quotes.

2 Related Work

We present a brief related work on misinformation analysis, detection, and intervention, as well as misinformation detection datasets.

2.1 Misinformation Analysis

Misinformation modeling covers temporal and patterns of information diffusion to analyze spread (Shin et al., 2018; Rosenfeld et al., 2020), and also analysis of misinformation spreads during important events such as the 2016 U.S. Election (Grinberg et al., 2019), the COVID-19 Pandemic (Ferrara et al., 2020), and the 2020 BLM Movement (Toraman et al., 2022a).

Dataset Name	Langs.	Domain	Topics	Data Date	Engagements	Size	Labels
LIAR (Wang, 2017)	En	Statements	MISC	2007-2016	None	12.8k	Annotated
FakeNewsNet (Shu et al., 2020)	En	News Tweets	MISC	n/a	None	23.1k 1.9m	Query
CoAID (Cui and Lee, 2020)	En	News Tweets	C19	2019-2020	Reply	4.2k 160k	Query
COVIDLies (Hossain et al., 2020)	En	Tweets	C19	2020	None	6.7k	Annotated
CMU-MisCOV19 (Memon and Carley, 2020)	En	Tweets	C19	2020	None	4.5k	Annotated
MM-COVID (Li et al., 2020)	6 langs.	Tweets	C19	n/a	Reply, retweet	105.3k	Query
VaccineLies (Weinzierl and Harabagiu, 2022)	En	Tweets	C19, HPV	2019-2021	None	14.6k	Annotated
MuMin (Nielsen and McConville, 2022)	41 langs.	Tweets	MISC	n/a	Reply, retweet	21.5m	Query
MiDe-22 (this study)	En, Tr	Tweets	RUW, C19 IMM, MISC	2020-2022	Reply, retweet like, quote	10.3k	Annotated

Table 1: **Related misinformation studies.** RUW stands for Russia-Ukraine War, C19 for COVID-19, IMM for Immigration and Refugees, HPV for Human Papilloma Virus, and MISC for Miscellaneous. The last column shows if tweets are annotated by humans, or labeled by the output of queries to Twitter API.

2.2 Misinformation Detection

Misinformation detection is a challenging task when the dynamics subject to misinformation spread are considered. The task is also studied as fake news detection (Zhou and Zafarani, 2020), rumor detection (Li et al., 2019), and fact/claim verification (Bekoulis et al., 2021).

There are two important aspects of misinformation detection. First, the task mostly depends on supervised learning with a labeled dataset. Second, existing studies rely on different feature types for automated misinformation detection (Wu et al., 2016). Text contents are represented in a vector or embedding space by natural language processing (Oshikawa et al., 2020) and the task is formulated as classification or regression mostly solved by deep learning models (Islam et al., 2020a). The features extracted from user profiles can be used to detect the spreaders (Lee et al., 2011). Besides contents, there are efforts to extract features from the network structure such as network diffusion models (Kwon and Cha, 2014; Shu et al., 2019a). Lastly, external knowledge sources (Shi and Weninger, 2016; Toraman et al., 2022b) and the social context among publishers, news, and users (Shu et al., 2019b) can be integrated to the learning phase.

Rather than identifying the content with misinformation, there are efforts to detect the user accounts who would spread undesirable contents such as spamming and misinformation. Social honeypot (Lee et al., 2011) is a method to identify such users by attracting them to engage with a fake account, called honeypot. There are also bots that produce computer-generated content to promote misinformation (Himelein-Wachowiak et al., 2021).

2.3 Misinformation Intervention

Misinformation intervention is the task of reducing negative effects of spread in advance. One way to fight against misinformation is to spread true information by cascade modeling (Budak et al., 2011). Other methods include detecting credible information (Morstatter et al., 2014), cost-aware intervention (Thirumuruganathan et al., 2021), and crowdsourcing (Twitter, 2022).

2.4 Misinformation Datasets

The LIAR dataset (Wang, 2017) includes short statements from different backgrounds, annotated by PolitiFact API. News and related tweets for fact-checked events are composed in a dataset in (Shu et al., 2020). Recently, global events and their repercussions in social media lead to the emergence of new misinformation datasets. For instance, Memon and Carley (2020) annotate tweets according to misinformation categories such as fake treatments for COVID-19. In (Li et al., 2020), news sources are investigated for fake news in different languages. Similarly, Hossain et al. (2020) retrieve common misconceptions about COVID-19, and label tweets according to their stances against misconceptions. Weinzierl and Harabagiu (2022) compose the vaccine version of the same dataset. Other datasets include COVID-19 healthcare misinformation (Cui and Lee, 2020), and large-scale multimodal misinformation (Nielsen and McConville, 2022).

2.5 Our Differences

In Table 1, we summarize existing datasets in the literature and compare with our dataset. The scope of

Classes	Sample Sentence
True	No, WHO’s Director-General Didn’t Say COVID Vaccines Are ‘Being Used To Kill Children’
False	The director-general of the WHO and I quote: “countries are using the vaccine to kill children”
Other	Africa moving toward control of COVID-19: WHO director

Table 2: Sample sentences from MiDe-22-EN. The event number is EN18.

this study is misinformation analysis and detection, rather than intervention. Our study covers several recent events for misinformation analysis, including the 2022 Russia-Ukraine War. The dataset in this study is provided in two languages, English and Turkish. Our study provides annotated tweets and all types of engagements in Twitter.

3 A Novel Dataset for Misinformation Detection

3.1 Data Crawling

There are 40 events under 4 topics per language (English and Turkish). We manually browsed fact-checking platforms (PolitiFact.com, EuVsDisinfo.eu, UsaToday.com/FactCheck for English, and Teyit.org for Turkish), and selected all events related to our topics at the beginning of April 2022³. The events range from September 10th, 2020 to March 21st 2022 in English, and October 5th, 2020 to March 11th, 2022 in Turkish. The full lists of topics and events are given in Appendix A.3. To find relevant tweets for events, we used a predetermined set of keywords for each event. We determined the keywords manually by extracting important ones related to events. We collected tweets via Twitter API’s Academic Research Access⁴.

Each event is represented by 11 attributes in the dataset: Event’s language, id, topic, title, URL for evidence, the keywords for querying tweets, the date when evidence is provided, the start date of querying tweets, the end date of querying tweets, the keywords used while querying tweets for the Other class, sample tweet ID(s) in this event. An example of this event representation and queries to Twitter API are given in Appendix A.1. The tweets range from September 19th, 2020 to April 5th 2022 in English, and September 15th, 2020 to April 5th, 2022 in Turkish.

We excluded retweets to avoid duplicates. We used Dice similarity (Schütze et al., 2008), and ap-

³Some of the events were later filtered out due to insufficient tweets.

⁴<https://developer.twitter.com/en/products/twitter-api/academic-research>

plied a similarity threshold (85%) between a newly collected tweet and previous tweets. If it exceeded the threshold, then we skipped that tweet and collected another tweet. We did not set a limit on tweet length, since misinformation can be spread by a few or no words using media objects. We kept the original contents, and provided links to the images and external URLs in tweets. We also collected all user engagements returned to our queries in the types of like, reply, retweet, and quote.

3.2 Data Annotation

Each tweet in the dataset is labeled according to three classes: True information, False information, and Other. The True class includes tweets with the correct information regarding the corresponding event. The False class includes tweets with misinformation on the corresponding event. The Other class includes tweets that can not be categorized under false and true information. Tweets with no information on the event falls into this class. Sample sentences for each class label are given for the EN18 event in Table 2. The event is about the speech of T. A. Ghebreyesus, the Director-General of World Health Organization (WHO), during the opening of the WHO Academy in Lyon. Ghebreyesus stumbled over his words, first mispronouncing the word “children” led some people to claim he said “kill children”.

We assigned five annotators to label tweets. The annotators were undergraduate students. We developed an annotation tool based on INCEPTION (Klie et al., 2018) for ease of labeling. The details of the annotation tool are given in Appendix A.2. The annotations are designed so that each tweet is labeled by two annotators, and tweets were distributed randomly and almost evenly among annotators. If there was no agreement between two annotators, then a different annotator was assigned to label. We applied the majority voting in that case. If there was still no agreement among three annotators, then we removed it from the dataset by assuming that the tweet was problematic.

Statistics		MiDe-22-EN			MiDe-22-TR		
		True	False	Other	True	False	Other
Tweets		727	1,729	2,828	669	1,732	2,663
User Engagements	Like	11,662	8,587	33,086	16,594	24,076	30,446
	Reply	853	1,065	3,291	1,316	1,528	2,677
	Retweet	2,839	3,127	9,106	3,055	5,333	6,442
	Quote	339	451	2,673	682	858	1,649
Average per tweet	Like	16.04	4.97	11.70	24.80	13.90	11.43
	Reply	1.17	0.62	1.16	1.97	0.88	1.01
	Retweet	3.91	1.81	3.22	4.57	3.08	2.42
	Quote	0.47	0.26	0.95	1.02	0.50	0.62
	Emoji	0.20	0.23	0.21	0.44	0.27	0.27
	Hashtag	0.39	0.35	0.71	0.35	0.45	0.50
	URL	0.73	0.60	0.59	0.74	0.51	0.50
Image	0.10	0.08	0.13	0.17	0.22	0.17	
Video	0.01	0.03	0.03	0.07	0.05	0.05	

Table 3: The main statistics of our dataset for both English (EN) and Turkish (TR).



Figure 2: Word clouds for most frequently observed keywords in the dataset for True, False, and Other. Collocations are calculated within a window size of two consecutive words.

4 Data Analysis

4.1 Main Statistics

Our dataset is available in English and Turkish. The tweet counts together with the average numbers of user engagements (like, reply, retweet, and quote) are listed in Table 3 (the numbers for each event are listed in Appendix A.4). The average number of all types of user engagements per true tweets is higher than false tweets in both languages. On the other hand, there is no significant difference in the average number of emoji, hashtags, URLs, images, and videos. Nevertheless, false tweets in Turkish have more images and hashtags, while false tweets in English have slightly more emoji and videos, compared to true ones.

4.2 Content Analysis

Figure 2a and 2b show the word clouds for each class (true, false, and other). Although the dataset includes several topics, COVID-related keywords are observed more in false tweets for both languages (e.g. “aşı” translated as “vaccine”), and also political figures (e.g. Biden, Trump, and Putin). On the other hand, we observe fact checking keywords in true tweets (e.g. “yalan” translated as “lie”).

We also provide the highest observed five emoji and hashtags in Table 4. When smiling and laughing emoji are discarded, true tweets include mostly cross sign that would represent false information. False tweets contain the pointing down emoji that would point a message to readers, and also a thinking emoji that would emphasize an information to readers. In terms of hashtags, we find that most of the hashtags are related to the 2022 Russia-Ukraine War. In English, there are fact checking hashtags in true tweets (e.g. #FakeNewsAlert), while a similar kind of hashtag is not observed in Turkish.

4.3 Temporal Analysis

We provide the distribution of the tweets for each topic in Figure 3. Most of the events gain popularity rapidly, reach their peak, and fall from the grace after a while. Most of the distributions exhibit a bimodal Gaussian shape, meaning that there is a second peak point (local or global) for the distribution. There is a stimulus that makes the event regain its popularity. In our early analyses, we find that the dates of the turning point in distributions coincide with the dates of fact-checking news.

When we examine the distribution of events according to tweet posting date, we observe both

Classes	Emoji and Hashtags with the ratio of frequencies					
MidE-22-EN	True	👍 0.37	✅ 0.10	👤 0.09	😬 0.09	👉 0.07
	False	😬 0.24	👉 0.15	😬 0.11	😬 0.08	🇷🇺 0.08
	Other	😬 0.07	😬 0.07	🔥 0.05	😬 0.05	🇺🇦 0.04
MidE-22-TR	True	#Ukraine 0.16	#FactCheck 0.10	#Russia 0.09	#FakeNewsAlert 0.07	#FactsMatter 0.06
	False	#Ukraine 0.12	#Poland 0.06	#Zelensky 0.05	#COVID19 0.05	#Russia 0.04
	Other	#Ukraine 0.15	#Poland 0.06	#Zelensky 0.05	#COVID19 0.05	#Russia 0.04
MidE-22-TR	True	✘ 0.41	😬 0.15	✅ 0.14	😬 0.09	🔍 0.08
	False	😬 0.18	👉 0.10	😬 0.08	🇷🇺 0.07	🔥 0.06
	Other	😬 0.17	🇷🇺 0.10	👉 0.08	😬 0.08	🔥 0.06
MidE-22-TR	True	#Ukrayna 0.10	#sondakika 0.05	#Rusya 0.05	#cnnturk 0.05	#haber 0.04
	False	#Ukrayna 0.06	#UkraineRussiaWar 0.06	#SONDAKİKA 0.04	#Ukraine 0.03	#worldwar3 0.03
	Other	#Ukrayna 0.06	#Rusya 0.05	#uzay 0.03	#mülteci 0.03	#SONDAKİKA 0.03

Table 4: **Top-5 most frequent emoji and hashtags for each class (row) with their frequency ratios.** The ratio is the number of emoji/hashtag divided by the number of tweets with that emoji/hashtag.

similar and different patterns among topics. For instance, the COVID-19 events can last up to six months (Figure 3a), since it is a long-term incident. Similar pattern also exists in Turkish with events lasting more than four months (Figure 3d). The Russia-Ukraine War is a fresh topic, covering a relatively shorter time period. However, Figures 3c and 3f show that there are different events that could lead to the spread of misinformation in this short period of time. Overall, we argue that detection algorithms can be developed based on the event’s life span, e.g. user engagements for long-term and context for short-term events.

5 Experiments

We target misinformation detection using only tweet text. We implement total of eight benchmark models from the following model families:

Machine Learning (ML): We implement Support Vector Machine (SVM) (Vapnik, 1999) with TD-IDF vectors of each tweet. We implement linear SVM model by scikit-learn (Pedregosa et al., 2011). SVM is trained with a stopping criterion, i.e., 1e-3 tolerance. The remaining parameters are selected default.

Deep Learning (DL): We implement Long Short-term Memory (LSTM) (Hochreiter and Schmidhuber, 1996) and Bi-directional Long Short-Term Memory (BiLSTM) (Graves and Schmidhuber, 2005) with PyTorch (Paszke et al., 2019). Embedding size is 125, and there are 50 units in each layer. After the LSTM layers, there is a dense layer with the perceptrons of the same size of units. Next, there is a dropout layer with a probability of 0.5. We use the sigmoid activation function. They are trained during 20 epochs, where we set a learning

rate of 1e-3 with a batch size of 16.

Transformer-based Large Language Models (LLM): We use BERT base uncased (Devlin et al., 2019) and DeBERTa (He et al., 2021) pretrained with English corpus, BERTurk uncased base model (Schweter, 2020) for Turkish corpus, and mBERT base uncased (Devlin et al., 2019) and XLM-R base (Conneau et al., 2020) for multilingual corpus, by HuggingFace (Wolf et al., 2020). We use cross-entropy loss, and set a learning rate of 5e-5 with a batch size of 16 during 10 epochs. The number of tokens is set to 128 with padding and truncation, where each tweet is an input sequence.

We apply stratified (in terms of both classes and events) 5-fold cross-validation to get an average performance score for robustness. The training of SVM, LSTM, and BiLSTM are performed on Intel Core i9-10900X 3.70GHz CPU with 20 cores with 128 GB memory. The fine-tuning of large language models are performed on a single NVIDIA RTX A4000.

5.1 Experimental Results

We report the performance of models in Table 5. We observe that Transformer-based language models outperform conventional methods (SVM, LSTM, and BiLSTM) in both languages. However, SVM has a better performance than LSTM and BiLSTM. The reason could be the distribution of words in the false and true tweets. SVM is trained on a Bag-of-Words model where features represent the importance score of individual words.

Among language models, DeBERTa has the highest performance in English, while a multilingual model, XLM-R, in Turkish. This observation can show the generalization capability of multilingual models for low-resource languages, such as

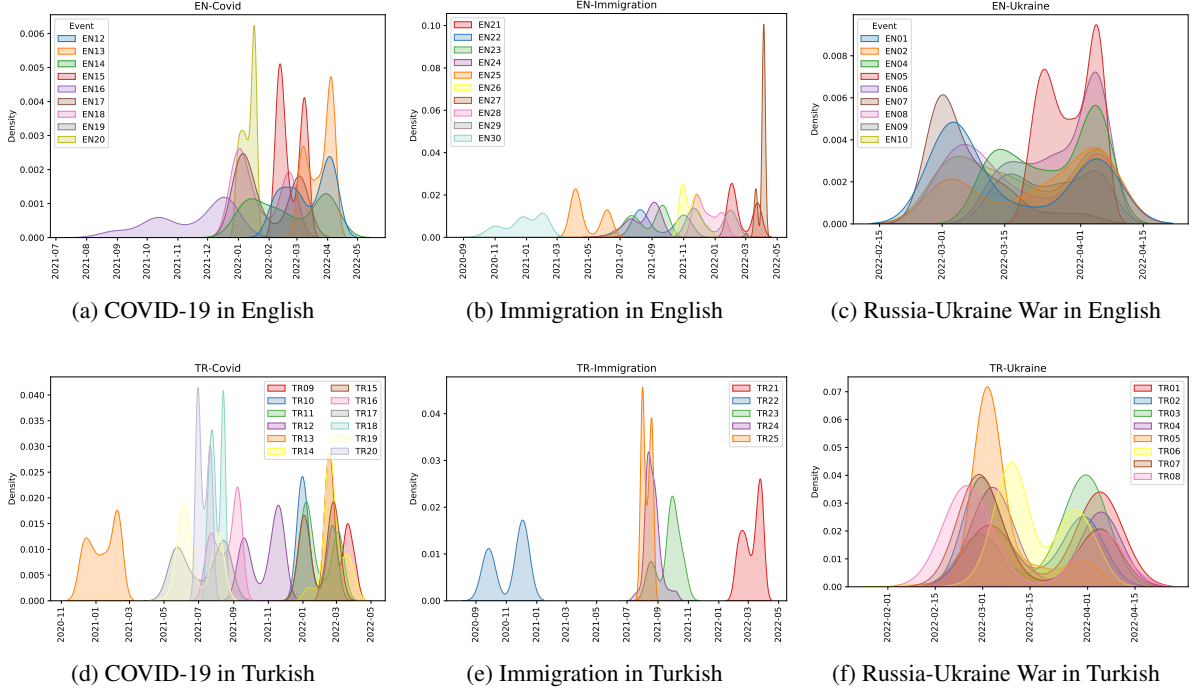


Figure 3: **Temporal distribution of tweets by topics.** The y-axis represents the density of tweet counts. The x-axis represents the date that tweets are shared. The events EN03 and EN11 are neglected due to shorter time range.

Turkish, in misinformation detection.

The performance of misinformation detection in terms of F1-Score is observed differently in other annotated datasets: 90.07 in (Weinzierl and Harabagiu, 2022), 50.20 in (Hossain et al., 2020), and 83.95 in our study. We argue that the performance depends on datasets since misinformation detection is a dynamic task where context changes rapidly. The context can be integrated to the learning phase via knowledge sources (Pan et al., 2018; Toraman et al., 2022b) to adapt dynamic nature of misinformation task.

6 Discussion

6.1 Possible Use Cases

The dataset can be used for several tasks in natural language processing, information retrieval, and computer vision. Misinformation detection with textual features (Su et al., 2020) or visual features (Cao et al., 2020) is the primary objective of this dataset. Multimodal approaches with both textual and visual features have also promising results (Khattar et al., 2019). Other opportunities include the analysis of information diffusion (Shin et al., 2018) and bot accounts using tweet conversations (Çetinkaya et al., 2020) since the dataset has the

user engagements for all tweets. Furthermore, the efforts to detect the events of social media posts, i.e. event or topic detection (Şahinuç and Toraman, 2021), can benefit due to the variety of events in the dataset.

6.2 Difficulties Encountered

Finding relevant tweets to events was a challenging task. We run different queries with different keywords to fetch the highest number of relevant tweets. Although we used Twitter Academic Access API, we could not increase the number of tweets relevant to events more. Another difficulty was the guidance of annotators in this dataset. We tried to guide the annotators to be as objective and unbiased as possible by providing a guidelines document and a dedicated live video seminar, where we explained the events, claims and evidences, annotation tool, and example annotations.

6.3 Limitations

We acknowledge a set of limitations in this study. First, the type of social posts is limited to tweets. One can further construct a dataset including posts in another platform to analyze cross-platform misinformation detection. Second, we decided the events included in the dataset manually by brows-

Model Family	Model Name	MiDe-22-EN			MiDe-22-TR		
		Prec.	Recall	F1	Prec.	Recall	F1
ML	SVM	79.29	79.00	78.33	78.78	78.60	78.20
DL	LSTM	72.71	72.94	72.24	72.59	72.71	72.23
	BiLSTM	73.31	73.61	73.30	74.16	74.21	73.77
LLM-EN	BERT	82.44	82.33	82.35	78.63	78.39	78.46
	DeBERTa	84.04	83.94	83.95	76.03	75.14	75.30
LLM-Multi	mBERT	78.87	78.37	78.21	78.63	78.20	78.26
	XLM-R	79.19	78.94	79.01	83.18	82.76	82.82
LLM-TR	BERTurk	78.31	78.36	78.30	82.89	82.52	82.58

Table 5: **The results of benchmark models for Misinformation Detection on MiDe-22 for English (EN) and Turkish (TR).** Model families are Machine Learning (ML), Deep Learning (DL), and Large Language Models pretrained with English (LLM-EN), multilingual (LLM-Multi), and Turkish (LLM-TR). The average score of five folds is reported in terms of weighted precision, recall, and F1 scores.

ing the fact-checking platforms such as PolitiFact.com and Teyit.org. Lastly, we labor five annotators to label tweets. One can curate a dataset with more annotators to provide more objectiveness.

6.4 Ethical Concerns

We consider the ethical concerns regarding the stakeholders in misinformation detection (Neumann et al., 2022). First, all sources of information (tweet author) should be treated equally. We collected the tweets returned to our API queries without discriminating or selecting authors. Second, subjects of information (the subject in tweet content) should be represented fairly and accurately. Since tweets may include false claims towards subject of information, we included true tweets that refute the claims as well. Third, all seekers of information (the audience of tweet authors) should obtain relevant and high quality information. Distributive justice is out of context, since our focus is misinformation detection but not to distribute tweets to the audience. Lastly, individuals/organizations should generate fair evidence with testimonial justice. We assigned annotators to label the data according to a guidelines document that includes the details of events, claims, and corrections with sources of evidence⁵.

In compliance with Twitter’s Terms and Conditions, we publish the dataset with user and tweet IDs. We publish tweet IDs for tweets, retweets, replies, and quotes; and user IDs for likes. More-

⁵We relied on trust-worthy fact-checking platforms as sources of evidence: <https://www.politifact.com>, <https://euvsdisinfo.eu>, and <https://eu.usatoday.com/news/factcheck> for English, and <https://teyit.org> for Turkish.

over, to provide transparency (Bender et al., 2021; Baeza-Yates, 2022), we publish the files related to data crawling and annotation: The queries and details of the events, the annotation guidelines document, video seminar recording for directing annotators, and the details of the annotation tool⁶.

7 Conclusion

In this study, we curate a dataset for misinformation detection. The dataset has novelty in terms of the variety of languages (English and Turkish), topics (recent three important and additional miscellaneous topic as one group and 40 events per language), and engagements (like, reply, retweet, and quote). We further analyze the dataset and provide benchmark experiments including the performances of state-of-the-art models for the task of multi-class misinformation detection.

We publish the dataset and the files related to the dataset curation for transparency. They provide new opportunities for researchers from different backgrounds including but not limited to natural language processing, social network analysis, and computer vision.

In future work, we plan to develop new models on our dataset for various tasks such as multimodal detection and adversarial attacks for misinformation. Cross-lingual misinformation spread is another opportunity since our dataset covers two languages with overlapping events. We can also extend our study to other social media platforms for cross-platform misinformation detection.

⁶The dataset and related files are given at <https://github.com/avaapm/mide22>

References

- Robert Ackland and Karl Gwynn. 2020. Truth and the dynamics of news diffusion on Twitter. In *The Psychology of Fake News*, pages 27–46. Routledge.
- Ricardo Baeza-Yates. 2022. Ethical challenges in ai. In *Proceedings of the Fifteenth ACM International Conference on Web Search and Data Mining*, pages 1–2.
- Giannis Bekoulis, Christina Papagiannopoulou, and Nikos Deligiannis. 2021. A review on fact extraction and verification. *ACM Computing Surveys (CSUR)*, 55(1):1–35.
- Emily M. Bender, Timnit Gebru, Angelina McMillan-Major, and Shmargaret Shmitchell. 2021. On the dangers of stochastic parrots: Can language models be too big? In *Proceedings of the 2021 ACM Conference on Fairness, Accountability, and Transparency, FAccT '21*, page 610–623, New York, NY, USA. Association for Computing Machinery.
- Ceren Budak, Divyakant Agrawal, and Amr El Abbadi. 2011. Limiting the spread of misinformation in social networks. In *Proceedings of the 20th International Conference on World Wide Web, WWW '11*, page 665–674, New York, NY, USA. Association for Computing Machinery.
- Juan Cao, Peng Qi, Qiang Sheng, Tianyun Yang, Junbo Guo, and Jintao Li. 2020. Exploring the role of visual content in fake news detection. *Disinformation, Misinformation, and Fake News in Social Media*, pages 141–161.
- Yusuf Mücahit Çetinkaya, İsmail Hakkı Toroslu, and Hasan Davulcu. 2020. Developing a Twitter bot that can join a discussion using state-of-the-art architectures. *Social Network Analysis and Mining*, 10(1):1–21.
- CollinsDictionary. 2017. *Collins 2017 word of the year shortlist*. (Accessed Aug 17, 2022).
- Alexis Conneau, Kartikay Khandelwal, Naman Goyal, Vishrav Chaudhary, Guillaume Wenzek, Francisco Guzmán, Edouard Grave, Myle Ott, Luke Zettlemoyer, and Veselin Stoyanov. 2020. Unsupervised cross-lingual representation learning at scale. In *Proceedings of the 58th Annual Meeting of the Association for Computational Linguistics, ACL 2020, Online, July 5-10, 2020*, pages 8440–8451. Association for Computational Linguistics.
- Furkan Şahinuç and Cagri Toraman. 2021. Tweet length matters: A comparative analysis on topic detection in microblogs. In *Advances in Information Retrieval: 43rd European Conference on IR Research, ECIR 2021, Virtual Event, March 28 – April 1, 2021, Proceedings, Part II*, page 471–478, Berlin, Heidelberg. Springer-Verlag.
- Limeng Cui and Dongwon Lee. 2020. CoAID: COVID-19 healthcare misinformation dataset. *arXiv preprint arXiv:2006.00885*.
- Jacob Devlin, Ming-Wei Chang, Kenton Lee, and Kristina Toutanova. 2019. BERT: Pre-training of deep bidirectional transformers for language understanding. In *Proceedings of the 2019 Conference of the North American Chapter of the Association for Computational Linguistics: Human Language Technologies, Volume 1 (Long and Short Papers)*, pages 4171–4186, Minneapolis, Minnesota. Association for Computational Linguistics.
- Arianna D’Ulizia, Maria Chiara Caschera, Fernando Ferri, and Patrizia Grifoni. 2021. Fake news detection: A survey of evaluation datasets. *PeerJ Computer Science*, 7:e518.
- Emilio Ferrara, Stefano Cresci, and Luca Luceri. 2020. Misinformation, manipulation, and abuse on social media in the era of COVID-19. *Journal of Computational Social Science*, 3(2):271–277.
- Alex Graves and Jürgen Schmidhuber. 2005. Frame-wise phoneme classification with bidirectional LSTM and other neural network architectures. *Neural Networks*, 18(5-6):602–610.
- Nir Grinberg, Kenneth Joseph, Lisa Friedland, Briony Swire-Thompson, and David Lazer. 2019. Fake news on Twitter during the 2016 U.S presidential election. *Science*, 363(6425):374–378.
- Pengcheng He, Jianfeng Gao, and Weizhu Chen. 2021. DeBERTaV3: Improving DeBERTa using electra-style pre-training with gradient-disentangled embedding sharing.
- McKenzie Himelein-Wachowiak, Salvatore Giorgi, Amanda Devoto, Muhammad Rahman, Lyle Ungar, H Andrew Schwartz, David H Epstein, Lorenzo Leggio, and Brenda Curtis. 2021. Bots and misinformation spread on social media: Implications for COVID-19. *J Med Internet Res*, 23(5):e26933.
- Sepp Hochreiter and Jürgen Schmidhuber. 1996. LSTM can solve hard long time lag problems. In *Advances in Neural Information Processing Systems 9, NIPS, Denver, CO, USA, December 2-5, 1996*, pages 473–479. MIT Press.
- Tamanna Hossain, Robert L. Logan IV, Arjuna Ugarte, Yoshitomo Matsubara, Sean Young, and Sameer Singh. 2020. COVIDLies: Detecting COVID-19 misinformation on social media. In *Proceedings of the 1st Workshop on NLP for COVID-19 (Part 2) at EMNLP 2020*, Online. Association for Computational Linguistics.
- Md Rafiqul Islam, Shaowu Liu, Xianzhi Wang, and Guandong Xu. 2020a. Deep learning for misinformation detection on online social networks: a survey and new perspectives. *Social Network Analysis and Mining*, 10(1):1–20.
- Md Saiful Islam, Tonmoy Sarkar, Sazzad Hossain Khan, Abu-Hena Mostofa Kamal, S. M. Murshid Hasan, Alamgir Kabir, Dalia Yeasmin, Mohammad Ariful Islam, Kamal Ibne Amin Chowdhury,

- Kazi Selim Anwar, Abrar Ahmad Chughtai, and Holly Seale. 2020b. [COVID-19–related infodemic and its impact on public health: A global social media analysis](#). *The American Journal of Tropical Medicine and Hygiene*, 103(4):1621 – 1629.
- Dhruv Khattar, Jaipal Singh Goud, Manish Gupta, and Vasudeva Varma. 2019. [Mvae: Multimodal variational autoencoder for fake news detection](#). In *The World Wide Web Conference*, pages 2915–2921.
- Jan-Christoph Klie, Michael Bugert, Beto Boullosa, Richard Eckart de Castilho, and Iryna Gurevych. 2018. [The INCEPTION platform: Machine-assisted and knowledge-oriented interactive annotation](#). In *Proceedings of the 27th International Conference on Computational Linguistics: System Demonstrations*, pages 5–9. Association for Computational Linguistics.
- Sejeong Kwon and Meeyoung Cha. 2014. [Modeling bursty temporal pattern of rumors](#). *Proceedings of the International AAAI Conference on Web and Social Media*, 8(1):650–651.
- Kyumin Lee, Brian Eoff, and James Caverlee. 2011. [Seven months with the devils: A long-term study of content polluters on Twitter](#). In *Proceedings of the International AAAI Conference on Web and Social Media*, pages 185–192.
- Quanzhi Li, Qiong Zhang, Luo Si, and Yingchi Liu. 2019. [Rumor detection on social media: Datasets, methods and opportunities](#). In *Proceedings of the Second Workshop on Natural Language Processing for Internet Freedom: Censorship, Disinformation, and Propaganda*, pages 66–75. Association for Computational Linguistics.
- Yichuan Li, Bohan Jiang, Kai Shu, and Huan Liu. 2020. [Toward a multilingual and multimodal data repository for COVID-19 disinformation](#). In *2020 IEEE International Conference on Big Data (Big Data)*, pages 4325–4330.
- Jing Ma, Wei Gao, and Kam-Fai Wong. 2017. [Detect rumors in microblog posts using propagation structure via kernel learning](#). In *Proceedings of the 55th Annual Meeting of the Association for Computational Linguistics (Volume 1: Long Papers)*, pages 708–717, Vancouver, Canada. Association for Computational Linguistics.
- Shahan Ali Memon and Kathleen M Carley. 2020. [Characterizing COVID-19 misinformation communities using a novel Twitter dataset](#). *arXiv preprint arXiv:2008.00791*.
- Fred Morstatter, Nichola Lubold, Heather Pon-Barry, Jürgen Pfeffer, and Huan Liu. 2014. [Finding eyewitness tweets during crises](#). In *Proceedings of the ACL 2014 Workshop on Language Technologies and Computational Social Science*, pages 23–27, Baltimore, MD, USA. Association for Computational Linguistics.
- Terrence Neumann, Maria De-Arteaga, and Sina Fazelpour. 2022. [Justice in misinformation detection systems: An analysis of algorithms, stakeholders, and potential harms](#). In *2022 ACM Conference on Fairness, Accountability, and Transparency, FAccT '22*, page 1504–1515, New York, NY, USA. Association for Computing Machinery.
- Dan S. Nielsen and Ryan McConville. 2022. [Mumin: A large-scale multilingual multimodal fact-checked misinformation social network dataset](#). In *Proceedings of the 45th International ACM SIGIR Conference on Research and Development in Information Retrieval, SIGIR '22*, page 3141–3153, New York, NY, USA. Association for Computing Machinery.
- Brendan Nyhan and Jason Reifler. 2010. [When corrections fail: The persistence of political misperceptions](#). *Political Behavior*, 32(2):303–330.
- Ray Oshikawa, Jing Qian, and William Yang Wang. 2020. [A survey on natural language processing for fake news detection](#). In *Proceedings of the 12th Language Resources and Evaluation Conference*, pages 6086–6093.
- Jeff Z Pan, Siyana Pavlova, Chenxi Li, Ningxi Li, Yangmei Li, and Jinshuo Liu. 2018. [Content based fake news detection using knowledge graphs](#). In *International Semantic Web Conference*, pages 669–683. Springer.
- Adam Paszke, Sam Gross, Francisco Massa, Adam Lerer, James Bradbury, Gregory Chanan, Trevor Killeen, Zeming Lin, Natalia Gimelshein, Luca Antiga, Alban Desmaison, Andreas Kopf, Edward Yang, Zachary DeVito, Martin Raison, Alykhan Tejani, Sasank Chilamkurthy, Benoit Steiner, Lu Fang, Junjie Bai, and Soumith Chintala. 2019. [Pytorch: An imperative style, high-performance deep learning library](#). In *Advances in Neural Information Processing Systems 32*, pages 8024–8035. Curran Associates, Inc.
- F. Pedregosa, G. Varoquaux, A. Gramfort, V. Michel, B. Thirion, O. Grisel, M. Blondel, P. Prettenhofer, R. Weiss, V. Dubourg, J. Vanderplas, A. Passos, D. Cournapeau, M. Brucher, M. Perrot, and E. Duchesnay. 2011. [Scikit-learn: Machine learning in Python](#). *Journal of Machine Learning Research*, 12:2825–2830.
- Reuters. 2022. [Russian no show at U.N. court hearing on ukrainian 'genocide'](#). (Accessed Aug 18, 2022).
- Nir Rosenfeld, Aron Szanto, and David C. Parkes. 2020. [A kernel of truth: Determining rumor veracity on Twitter by diffusion pattern alone](#). In *Proceedings of The Web Conference 2020, WWW '20*, page 1018–1028, New York, NY, USA. Association for Computing Machinery.
- Hinrich Schütze, Christopher D Manning, and Prabhakar Raghavan. 2008. [Introduction to information retrieval](#), volume 39. Cambridge University Press Cambridge.

- Stefan Schweter. 2020. [BERTurk - BERT models for Turkish](#).
- Baoxu Shi and Tim Weninger. 2016. [Discriminative predicate path mining for fact checking in knowledge graphs](#). *Knowledge-Based Systems*, 104:123–133.
- Jieun Shin, Lian Jian, Kevin Driscoll, and François Bar. 2018. The diffusion of misinformation on social media: Temporal pattern, message, and source. *Computers in Human Behavior*, 83:278–287.
- Kai Shu, H Russell Bernard, and Huan Liu. 2019a. Studying fake news via network analysis: detection and mitigation. In *Emerging Research Challenges and Opportunities in Computational Social Network Analysis and Mining*, pages 43–65. Springer.
- Kai Shu, Deepak Mahudeswaran, Suhang Wang, Dongwon Lee, and Huan Liu. 2020. [Fakenewsnet: A data repository with news content, social context, and spatiotemporal information for studying fake news on social media](#). *Big Data*, 8(3):171–188.
- Kai Shu, Suhang Wang, and Huan Liu. 2019b. [Beyond news contents: The role of social context for fake news detection](#). In *Proceedings of the Twelfth ACM International Conference on Web Search and Data Mining*, WSDM ’19, page 312–320, New York, NY, USA. Association for Computing Machinery.
- Qi Su, Mingyu Wan, Xiaoqian Liu, Chu-Ren Huang, et al. 2020. Motivations, methods and metrics of misinformation detection: An NLP perspective. *Natural Language Processing Research*, 1(1-2):1–13.
- Saravanan Thirumuruganathan, Michael Simpson, and Laks V.S. Lakshmanan. 2021. [To intervene or not to intervene: Cost based intervention for combating fake news](#). In *Proceedings of the 2021 International Conference on Management of Data*, SIGMOD ’21, page 2300–2309. Association for Computing Machinery.
- Cagri Toraman, Furkan Şahinuç, and Eyup Halit Yilmaz. 2022a. [Blacklivesmatter 2020: An analysis of deleted and suspended users in Twitter](#). In *14th ACM Web Science Conference 2022*, WebSci ’22, page 290–295, New York, NY, USA. Association for Computing Machinery.
- Cagri Toraman, Oguzhan Ozcelik, Furkan Sahinuç, and Umitcan Sahin. 2022b. [ARC-NLP at checkthat!-2022: Contradiction for harmful tweet detection](#). In *Proceedings of the Working Notes of CLEF 2022 - Conference and Labs of the Evaluation Forum, Bologna, Italy, September 5th - to - 8th, 2022*, volume 3180 of *CEUR Workshop Proceedings*, pages 722–739.
- Twitter. 2018. [Update on Twitter’s review of the 2016 U.S. election](#). (Accessed Aug 17, 2022).
- Twitter. 2022. [Birdwatch is a collaborative way to add helpful context to tweets and keep people better informed](#). (Accessed Aug 31, 2022).
- Vladimir Vapnik. 1999. *The nature of statistical learning theory*. Springer Science & Business Media.
- William Yang Wang. 2017. [“Liar, liar pants on fire”: A new benchmark dataset for fake news detection](#). In *Proceedings of the 55th Annual Meeting of the Association for Computational Linguistics (Volume 2: Short Papers)*, pages 422–426, Vancouver, Canada. Association for Computational Linguistics.
- Maxwell Weinzierl and Sanda Harabagiu. 2022. [VaccineLies: A natural language resource for learning to recognize misinformation about the COVID-19 and HPV vaccines](#). In *Proceedings of the Language Resources and Evaluation Conference*, pages 6967–6975, Marseille, France. European Language Resources Association.
- Thomas Wolf, Lysandre Debut, Victor Sanh, Julien Chaumond, Clement Delangue, Anthony Moi, Pierric Cistac, Tim Rault, Rémi Louf, Morgan Funtowicz, Joe Davison, Sam Shleifer, Patrick von Platen, Clara Ma, Yacine Jernite, Julien Plu, Canwen Xu, Teven Le Scao, Sylvain Gugger, Mariama Drame, Quentin Lhoest, and Alexander M. Rush. 2020. Transformers: State-of-the-art natural language processing. In *Proceedings of the 2020 Conference on Empirical Methods in Natural Language Processing: System Demonstrations*, pages 38–45, Online. Association for Computational Linguistics.
- Liang Wu, Fred Morstatter, Xia Hu, and Huan Liu. 2016. Mining misinformation in social media. In *Big Data in Complex and Social Networks*, pages 135–162. CRC Press.
- Xinyi Zhou and Reza Zafarani. 2020. A survey of fake news: Fundamental theories, detection methods, and opportunities. *ACM Computing Surveys (CSUR)*, 53(5):1–40.

A Appendix

A.1 Tweet Crawling

An example query for crawling tweets from Twitter API for a specific event is given in Table 6. We manually determined the events and query keywords by browsing events in fact checking web pages. The motivation for using a different keyword set for the Other class is that we might not find irrelevant tweets or tweets with no information with the query keywords prepared for the True and False classes. The start and end dates of querying tweets are selected before and after two months of the evidence date, unless restricted by the crawling date (2022-04-06).

Language	English
ID	EN2
Topic	Ukraine
Title	Viral clip shows 'Arma 3' video game not war between Russia and Ukraine
Evidence URL	https://www.usatoday.com/story/news/factcheck/2022/02/21/.../6879521001/
Query keywords	arma 3 russia ukraine
Evidence date	2022-02-21
Query start date	2021-12-21
Query end date	2022-04-06
Other keywords	russia ukraine war video
Sample tweet(s)	1499460925253832707
Query-1	arma 3 russia ukraine lang:en (has:media OR has:geo) -is:retweet 2021-12-21 2022-04-06 100
Query-2	arma 3 russia ukraine lang:en -is:retweet 2021-12-21 2022-04-06 100
Query-3 for Other	russia ukraine war video lang:en (has:media OR has:geo) -is:retweet 2021-12-21 2022-04-06 50
Query-4 for Other	russia ukraine war video lang:en -is:retweet 2021-12-21 2022-04-06 50

Table 6: An example event in the dataset. A part of URL is cropped due to space constraints.

We run four consecutive queries for each event. We first collected tweets with media object (image, video, or GIF) and geographic location tags (Query-1). If the number of such tweets was not enough to fulfill the number of target tweets (50 tweets per class, total of 100 tweets for the True and False classes), then we collected tweets without media objects and geographic location tags (Query-2). After running queries for the True and False classes, we collected tweets for the Other class with the same approach by first searching for media objects (Query-3) and then regular tweets (Query-4).

We set the highest number of tweets to be collected for each class (true, false, other) to 50 tweets to provide a balance among classes and limit the total number of tweets to be annotated.

A.2 Annotation Tool

The annotation tool is implemented by using INCEPTION (Klie et al., 2018). Each annotator had a user account, and could login anytime to continue their annotations from where they have left. After login, the Dashboard screen (Figure 4) provides the main descriptions regarding the annotation task. In the Annotation screen (Figure 5) the corresponding tweets in the dataset are listed for each annotator with a sidebar for labeling the class (True, False, and Other). We did not edit the original tweet contents, and provided any multimedia objects and external links as well.

A.3 Event List

There are four topics in the dataset. The topics are the 2020 Russia-Ukraine War, COVID-19 pandemic, Refugees (Immigration), and Miscella-

neous. There are 40 events under four topics for both languages. The list of events along with their topics are given in Table 7 for English, and Table 8 for Turkish.

A.4 User Engagements

The detailed list of tweets and user engagements (like, retweet, reply, and quote) per event are given in Table 9 for both English and Turkish. Note that we provide the average and total numbers of tweets and user engagements at the end of the table.

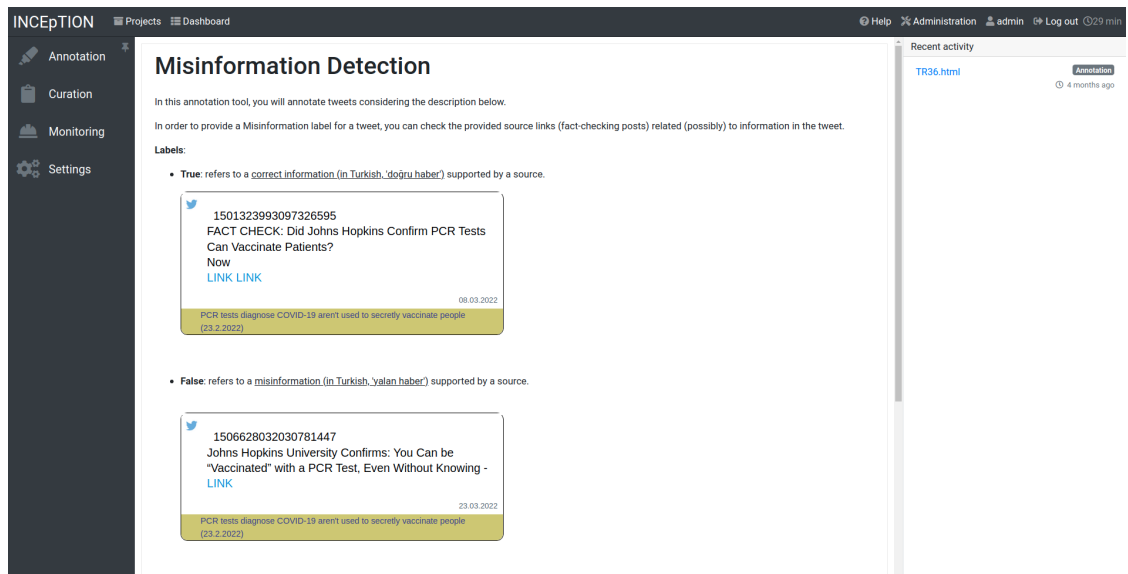


Figure 4: Dashboard screen of the annotation tool.

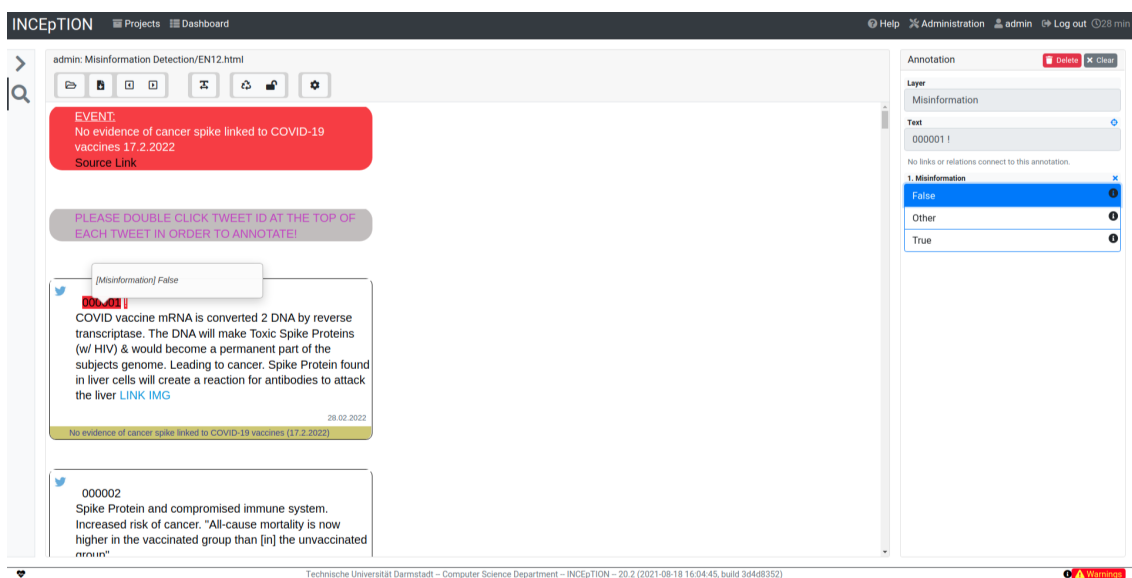


Figure 5: Annotation screen of the annotation tool.

ID	Topic	Event
EN01	Ukraine	Russia Embassy in Canada claim that it is not occupying Ukrainian territory
EN02	Ukraine	Viral clip shows 'Arma 3' video game not war between Russia and Ukraine
EN03	Ukraine	Ethnic Russians face "genocide perpetrated by the Kyiv regime."
EN04	Ukraine	Photo shows a Russian tank Ukrainians are selling on eBay
EN05	Ukraine	Where is Zelensky?'Zelensky In Kyiv Has Not Fled To Poland':Ukrainian Parliament Counters Russia's Claim
EN06	Ukraine	Evidence of Russia's war in Ukraine is plentiful and proves it is not 'staged'
EN07	Ukraine	The former Miss Universe Anastasiia Lenna turned in her high heels for combat boots to fight for her country.
EN08	Ukraine	A Time magazine cover shows Vladimir Putin with Hitler's mustache.
EN09	Ukraine	Ukrainian fighter-ace known as the 'Ghost of Kyiv's real name is Samuyil Hyde.
EN10	Ukraine	The claim: Vladimir Putin has banned the Rothschild family from entering Russia
EN11	Covid	COVID-19 vaccines do not contain HIV
EN12	Covid	No evidence of cancer spike linked to COVID-19 vaccines
EN13	Covid	PCR tests diagnose COVID-19 aren't used to secretly vaccinate people
EN14	Covid	Over-vaccination causes faster mutation of the (COVID-19) virus which causes a super virus we may not have the ability to fight off.
EN15	Covid	Says Bob Saget died from the COVID-19 vaccine.
EN16	Covid	Corona PCR 'test' is implanting a microchip.
EN17	Covid	Pfizer CEO: New Pill Will Have a Microchip That Transmits Info Once You Swallow It!
EN18	Covid	WHO Director-General: The vaccines are being used to kill children.
EN19	Covid	COVID-19 vaccines are gene therapy and a recent Forbes article proves that.
EN20	Covid	COVID-19 vaccines contain luciferase.
EN21	Immig.	Hundreds of 'illegals' were dropped off at Florida hotel.
EN22	Immig.	In the last months the Biden administration has released over 7000 illegal aliens who were COVID positive just in one Texas city. Biden's policies are endangering not just the people of Texas but all across the country.
EN23	Immig.	There are 22 million illegal aliens living in America and ... voting illegally.
EN24	Immig.	You may be 55 years old in [Illinois] and a citizen and not eligible for Medicaid. But if you are an undocumented immigrant and 55 or older you're eligible for Medicaid.
EN25	Immig.	Report: Biden administration busing 'thousands' of illegals to red states to get permanent status.
EN26	Immig.	The migrant caravan from Tapachula Mexico "is the population of Minneapolis."
EN27	Immig.	Was a 16-year-old Russian beaten to death by a group of Ukrainians in Germany?
EN28	Immig.	Migrants on Polish border were able to enter Belarus thanks to the visa-free regime
EN29	Immig.	A sea of unknown migrants' graves is located at the Polish border
EN30	Immig.	Turkey may introduce ISIS members in the EU for terrorist attacks at Christmas
EN31	Misc.	West Coast wildfires are due to "bad forest maintenance" not climate change.
EN32	Misc.	Most of the wildfires on the West Coast are "all being started by antifa."
EN33	Misc.	Bill Gates hatches 'horribly stupid' plan to block out the sun
EN34	Misc.	Five Wisconsin cities received money for the 2020 election from Mark Zuckerberg which amounted to a wave of massive election bribery.
EN35	Misc.	Hillary Clinton spied on President Trump.
EN36	Misc.	Eating grapefruit "if you're on antidepressants" can "cause a fatal overdose."
EN37	Misc.	Obama certificate a fake.
EN38	Misc.	Microsoft and Bill Gates created a 1999 video game called "Omikron."
EN39	Misc.	The claim: President Joe Biden plans to sell Alaska to Russia
EN40	Misc.	The claim: A compass wouldn't work if Earth is spherical

Table 7: **miDe-22-EN Event Titles.** Each event belongs to a topic, namely the Russian-Ukraine War, COVID-19, Immigration (Refugees), and Miscellaneous.

ID	Topic	Event
TR01	Ukraine	Ukraynalıların ele geçirdikleri Rus tanklarını internetten sattıkları iddiası
TR02	Ukraine	CNN Türk ekranında yayınlanan videonun Rusya Ukrayna çatışmasından olduğu iddiası
TR03	Ukraine	Time dergisinin Putin'i Adolf Hitler'e benzeten bir kapak hazırladığı iddiası
TR04	Ukraine	Polonya'ya kaçtı iddiasına jet yanıt
TR05	Ukraine	Toyota'nın Ukrayna'ya 5 bin araç göndererek destek olacağı iddiası
TR06	Ukraine	Ukrayna'nın gönüllü askerlere günde 2 bin dolar vereceği iddiası
TR07	Ukraine	Fotoğrafın Ukrayna güzeli Anastasiia Lenna'nın orduya katıldığını gösterdiği iddiası
TR08	Ukraine	NATO Genel Sekreteri'nin Rusya-Ukrayna çatışması için "Yüzyılın en büyük savaşı olacak" dediği iddiası
TR09	Covid	Üç doz Covid-19 aşısı olanlara HIV bulaştığı iddiası
TR10	Covid	Delmicron adlı yeni bir varyant tespit edildiği iddiası
TR11	Covid	Videonun Koca Turkovac aşısı olurken enjektörün değiştirildiğini gösterdiği iddiası
TR12	Covid	Fatih Erbakan'ın gösterdiği kuyruklu ve tüylü bebek fotoğrafları
TR13	Covid	Bill Gates'in aşılarda dünya nüfusunu azaltmayı amaçladığı iddiası
TR14	Covid	Moderna CEO'sunun bir gecede 400 milyon dolarlık hisse sattığı iddiası
TR15	Covid	Türeci ve Şahin'in fotoğraflarının yeni euro banknotlarda yer alacağı iddiası
TR16	Covid	Covid-19 aşısı olanların bir daha kan veremeyeceği iddiası
TR17	Covid	Fransız ekonomist Jacques Attali'nin 1981'de salgın kaynaklı ötanaziye desteklediğini açıkladığı iddiası
TR18	Covid	Covid-19 aşısı olanların bluetooth ekranında seri numarası gözüktüğü iddiası
TR19	Covid	Dr. Fauci'nin e-postasının koronavirüsün biyolojik silah olduğunu ifşa ettiği iddiası
TR20	Covid	Covid-19 aşısının bazı gençlerde kalp iltihaplanmasına sebep olduğu iddiası
TR21	Immig	Suriye'de tüm suçları kapsayan genel af çıkarıldığı iddiası
TR22	Immig	Kızılay'ın kolilerindeki malzemelerin mülteci derneğinin kolilerine aktarıldığı iddiası
TR23	Immig	MEB'in İzmir'de mültecilere özel dört okul yapacağı iddiası
TR24	Immig	Videonun Türkiye'nin huduttaki duvarına merdiven dayayan Afgan göçmenleri gösterdiği iddiası
TR25	Immig	Katarlı gençlerin Türkiye'de sınavsız tıp okuyabileceği iddiası
TR26	Misc	Görüntülerin Alanya Güzelbahçe'de lazerli saldırı sonucu çıkan orman yangınına gösterdiği iddiası
TR27	Misc	A Haber'in referans verdiği raporun Türkiye'nin yangına müdahaledeki başarısını gösterdiği iddiası
TR28	Misc	Time dergisinin Türkiye'deki orman yangınlarını kapaktan haber verdiği iddiası
TR29	Misc	Hırvatistan'dan gelen uçağın THK'nin ateş kuşlarıyla aynı model olduğu iddiası
TR30	Misc	ASELSAN'ın Katar'a satıldığı iddiası
TR31	Misc	ASELSAN'ın Birleşik Arap Emirlikleri'ne satıldığı iddiası
TR32	Misc	A Haber'in zamlardan sonra "Halk her gece ucuz mazot alıyor" alt bandı kullandığı iddiası
TR33	Misc	The Simpsons dizisinin Bill Gates'in 'güneşi karartma planını' bildiği iddiası
TR34	Misc	Türkiye'nin uzay araştırmalarına toplam 20 bin TL ayırdığı iddiası
TR35	Misc	NASA'nın 24 ilahiyatçı istihdam ettiği iddiası
TR36	Misc	Melih Bulu'nun Cengiz Holding'in yeni CEO'su olduğu iddiası
TR37	Misc	THY'nin 2 bin 500 çalışanını işten çıkardığı iddiası
TR38	Misc	The Simpsons'ın Sedat Peker videolarını önceden bildiği iddiası
TR39	Misc	Videonun Bordeaux'daki tramvayları gösterdiği iddiası
TR40	Misc	Udi hindi yağının insan sağlığına olumlu etkileri olduğu iddiası

Table 8: **MiDe-22-TR Event Titles.** Each event belongs to a topic, namely the Russian-Ukraine War, COVID-19, Immigration, and Miscellaneous.

MiDe-22-EN						MiDe-22-TR					
ID	Tweet	Retweet	Reply	Quote	Like	ID	Tweet	Retweet	Reply	Quote	Like
EN01	147	203	129	61	458	TR01	74	77	35	8	446
EN02	123	1,913	885	447	5,861	TR02	149	1,083	326	179	4,683
EN03	141	2,112	478	1,257	8,085	TR03	73	149	46	44	935
EN04	143	312	114	35	2,443	TR04	122	214	135	34	904
EN05	149	52	25	19	206	TR05	108	115	92	19	1,309
EN06	147	540	242	69	1,602	TR06	137	228	75	39	1,256
EN07	113	253	168	41	1,016	TR07	140	529	135	49	4,009
EN08	142	227	31	20	1,833	TR08	141	670	141	57	3,161
EN09	79	132	29	6	1,891	TR09	145	501	104	117	2,977
EN10	147	92	33	12	302	TR10	145	99	39	10	918
EN11	131	142	37	19	431	TR11	147	309	183	162	1,038
EN12	141	100	52	33	456	TR12	115	366	459	167	1,946
EN13	141	216	116	58	1,460	TR13	148	344	73	44	1,310
EN14	133	36	8	7	260	TR14	64	212	60	40	842
EN15	144	104	230	17	526	TR15	93	280	70	73	1,460
EN16	103	90	110	12	452	TR16	148	180	76	70	1,111
EN17	150	149	63	46	317	TR17	140	1,134	237	178	2,457
EN18	146	322	168	57	880	TR18	145	62	173	85	747
EN19	148	201	69	56	678	TR19	147	899	117	121	3,053
EN20	107	172	33	51	1,334	TR20	127	150	32	45	757
EN21	140	230	75	41	461	TR21	150	270	109	49	1,576
EN22	129	350	58	11	1,478	TR22	83	658	133	76	2,812
EN23	115	519	157	84	1,696	TR23	74	89	150	48	562
EN24	84	79	28	16	300	TR24	115	370	111	34	1,235
EN25	150	291	54	30	520	TR25	139	183	62	537	1,325
EN26	131	1,471	493	228	4,839	TR26	143	801	187	72	2,521
EN27	63	778	37	71	1,629	TR27	146	804	1,031	99	3,286
EN28	120	534	129	128	1,954	TR28	97	162	97	12	1,229
EN29	146	484	129	60	1,362	TR29	91	893	131	214	3,011
EN30	140	441	194	160	776	TR30	144	112	17	3	655
EN31	146	125	21	15	559	TR31	141	526	147	29	2,722
EN32	145	188	85	14	637	TR32	146	122	92	88	1,048
EN33	140	194	105	26	573	TR33	146	204	77	20	878
EN34	150	1,068	126	64	2,190	TR34	149	266	35	15	2,200
EN35	122	33	15	3	125	TR35	149	153	161	37	1,106
EN36	133	242	118	96	945	TR36	149	578	110	61	2,328
EN37	124	173	2	9	899	TR37	149	298	50	20	1,327
EN38	146	139	125	22	449	TR38	92	119	26	79	1,530
EN39	147	250	45	29	631	TR39	103	221	175	82	3,053
EN40	138	115	193	33	821	TR40	150	400	12	73	1,393
Avg.	132	377	130	87	1,333	Avg.	127	371	138	80	1,778
Total	5,284	15,072	5,209	3,463	53,335	Total	5,064	14,830	5,521	3,189	71,116

Table 9: Event-based user engagement statistics (the number of observations) in MiDe-22.