

DIFFROLL: DIFFUSION-BASED GENERATIVE MUSIC TRANSCRIPTION WITH UNSUPERVISED PRETRAINING CAPABILITY

Kin Wai Cheuk^{1,2,*} Ryosuke Sawata³ Toshimitsu Uesaka³ Naoki Murata³
Naoya Takahashi³ Shusuke Takahashi³ Dorien Herremans¹ Yuki Mitsufuji³

¹Singapore University of Technology and Design, Singapore

²Agency for Science, Technology and Research, Singapore

³Sony Group Corporation, Tokyo, Japan

ABSTRACT

In this paper we propose a novel generative approach, DiffRoll, to tackle automatic music transcription (AMT). Instead of treating AMT as a discriminative task in which the model is trained to convert spectrograms into piano rolls, we think of it as a conditional generative task where we train our model to generate realistic looking piano rolls from pure Gaussian noise conditioned on spectrograms. This new AMT formulation enables DiffRoll to transcribe, generate and even inpaint music. Due to the classifier-free nature, DiffRoll is also able to be trained on unpaired datasets where only piano rolls are available. Our experiments show that DiffRoll outperforms its discriminative counterpart by 19 percentage points (ppt.) and our ablation studies also indicate that it outperforms similar existing methods by 4.8 ppt. Source code and demonstration are available at <https://sony.github.io/DiffRoll/>.

Index Terms— Automatic Music Transcription, Music Information Retrieval, Signal Processing, Diffusion, Generative Model, Unsupervised Pretraining

1. INTRODUCTION

Automatic Music Transcription (AMT) has typically been treated as a discriminative task [1] in which the frequency bins of spectrograms are projected onto 88 notes (from A0 to C8) in posteriorgrams. There have been attempts at modeling AMT using Bayesian inference [2] and probabilistic models [3], however, these models lack the generative power found in variational autoencoders (VAEs) [4] and generative adversarial networks (GANs) [5, 6].

In addition, the majority of existing state-of-the-art (SOTA) AMT models are fully supervised [7, 8, 9, 10, 11]. While there have been attempts to develop weakly-supervised [12] and semi-supervised AMT models [13, 14], unsupervised deep learning AMT is still an under-explored direction and thus currently limited to drum transcription [15] and non-deep learning based approaches [3, 16]. In this paper, we have devised a novel formulation for AMT called “DiffRoll”, in which the power of diffusion is leveraged, making it a generative model capable of generating new piano rolls with the potential of unsupervised pretraining.

2. RELATED WORK

Diffusion model in deep learning inspired by the concept of non-equilibrium thermodynamics [17], has shown promising results in

generating highly-fidelity audio samples [18, 19]. Subsequent improvements have led to better diffusion methods, for example, better forward process [20], new regularization [21], faster sampling speed [22], and discrete diffusion for binary data [23]. In the field of vision, conditional diffusion such as DALL-E [24] enables generated images to be controlled by an input text, resulting in SOTA text-to-image performance.

Diffusion is now also being used for music-related tasks such as music generation [25] and music synthesis [26]. These tasks are intuitively considered as generative and hence it is reasonable to model them using diffusion. AMT, on the other hand, has typically been considered a discriminative task in which an AMT model classifies the notes present in the spectrograms frame-by-frame. Even though there have been attempts [8, 27] to model AMT as a token-based task inspired by natural language processing, these approaches are still discriminative. AMT, however, can be modeled as a generative task. The spectrograms can be considered as the conditions, and the piano rolls can be considered as the image to be generated. In other words, we can think of AMT as a piano roll generation task, which is the reverse process of music synthesis [26]. In this paper, we take a novel perspective by modeling AMT as a generative task, with the source code and demonstration available¹.

3. PROPOSED METHOD

DiffRoll, as shown in Fig. 1, is designed to convert Gaussian noise x_t into a posteriorgram \hat{x}_0 conditioned on spectrogram c_{mel} . To handle binary piano rolls $x_{\text{roll}} \in \{0, 1\}$ during training, we cast them into $[0, 1]$, similar to Analog Bits [23]. During sampling, the posteriorgram is binarized back into piano roll with a threshold of 0.5 and then exported as a MIDI file.

The DiffRoll model architecture is inspired by DiffWave [18] which is also a 1D convolutional model. In DiffWave, x_t is a 1-channel tensor, while in DiffRoll we consider x_t as an 88-channel tensor with a dimension of $(B, 88, \tau)$, where B is the batch size and τ is the number of frames in the piano roll. As in DiffWave, x_t is projected into a tensor with shape $(B, 512, \tau)$ via a 1D convolutional layer with a kernel size of 1. A total of 15 residual layers with the same design as in DiffWave are used, where the output of the previous residual layer is added to the input of the next layer. A diffusion time t , i.e. a batch of integers with shape $(B, 1)$, is projected into $(B, 512)$ and then broadcasted to $(B, 512, \tau)$ such that it can be added to the input of each residual layer. Note that to not confuse diffusion time t with the time dimension of the spectrograms

*Work done during internship at Sony

¹<https://sony.github.io/DiffRoll/>

or piano rolls τ , t and τ are completely different from each other. To condition the posteriorgram generation \hat{x}_0 , there are 1D convolutional layers projecting the mel spectrograms from $(B, 229, \tau)$ to $(B, 512, \tau)$ such that they can be added to the output of the residual layers. Finally, a tensor with shape $(B, 512, \tau)$ is projected back to a tensor with shape $(B, 88, \tau)$ as the generated posteriorgram \hat{x}_0 .

During **forward process**, denoted as $q(x_t|x_0)$ in Fig. 1, noisy piano roll x_t is directly sampled from clean piano roll x_{roll} using Eq. (1).

$$x_t = \sqrt{\bar{\alpha}_t}x_{\text{roll}} + \sqrt{1 - \bar{\alpha}_t}\epsilon, \quad (1)$$

where $\epsilon \sim \mathcal{N}(\mathbf{0}, \mathbf{I})$ is sampled from a standard Gaussian distribution, $\bar{\alpha}_t = \prod_{s=1}^t \alpha_s$, and $\alpha_0 = 1$. We used linear noise scheduling in which $\alpha_t \in [0.9999, 0.98]$.

During **training**, model $f_\theta(x_t, t, c_{\text{mel}})$ with weight θ directly outputs \hat{x}_0 given noisy piano roll x_t , diffusion step t , and mel spectrogram c_{mel} , where t is uniformly sampled from $[1, 2, \dots, T]$. We set $T = 200$ as preliminary experiments demonstrated that it yields the best result. To enable DiffRoll to transcribe and generate music, we need both a **conditional** as well as an **unconditional** model as defined in Eq. (2).

$$\hat{x}_0(\cdot) = \begin{cases} f_\theta(x_t, t, c_{\text{mel}}), & \text{conditional} \\ f_\theta(x_t, t, -1), & \text{unconditional} \end{cases}, \quad (2)$$

Although both models should produce the same output $\hat{x}_0(\cdot)$, we use $\hat{x}_0(c_{\text{mel}})$ and $\hat{x}_0(-1)$ to differentiate their outputs. To train both models at the same time without introducing extra parameters, we use the concept of Classifier-Free Guidance (CFG) [28]. More specifically a dropout layer as shown in Fig. 1, is used to randomly mask c_{mel} in each batch by -1 with probability p . We chose -1 as the dropout value due to the fact that 0 corresponds to silence in $c_{\text{mel}} \in [0, 1]$ and we want to avoid confusing the model during training. The model is trained to minimize the L2 loss between model output $\hat{x}_0(\cdot)$ and ground truth label x_{roll} , as shown in Eq. (3), similar to previous approaches [29, 30]. A full explanation of this loss is provided in the supplementary material¹.

$$L = \|x_{\text{roll}} - \hat{x}_0(\cdot)\|^2 \quad (3)$$

Although model output \hat{x}_0 can be easily converted into x_{t-1} via $q(x_{t-1}|\hat{x}_0, x_t)$ (line 4-6 of Algorithm 1), x_{t-1} is not used during training. The usage of x_{t-1} is discussed further in the next paragraph.

Algorithm 1: Sampling

```

1  $x_T \sim \mathcal{N}(\mathbf{0}, \mathbf{I})$ 
2 for  $t = T, \dots, 1$  do
3    $\epsilon \sim \mathcal{N}(\mathbf{0}, \mathbf{I})$  if  $t > 1$ , else  $\epsilon = 0$ 
4    $\hat{x}_0 = (1 + w)\hat{x}_0(c_{\text{mel}}) - w\hat{x}_0(-1)$ 
5    $\hat{\epsilon}_\theta^t = (x_t - \sqrt{\bar{\alpha}_t}\hat{x}_0)(\sqrt{1 - \bar{\alpha}_t})^{-1}$ 
6    $x_{t-1} = \sqrt{\bar{\alpha}_{t-1}}\hat{x}_0 + \sqrt{1 - \bar{\alpha}_{t-1} - \sigma_t^2}\hat{\epsilon}_\theta^t + \sigma_t\epsilon$ 
7 end
8 return  $x_0$ 

```

We designed Algorithm 1 for **sampling** as shown in Fig. 2. First, x_T ($T = 200$ in our experiments) is sampled from a standard Gaussian distribution $\mathcal{N}(\mathbf{0}, \mathbf{I})$. Then Eq. (2) is used to obtain conditional output $\hat{x}_0(c_{\text{mel}})$ and unconditional output $\hat{x}_0(-1)$. Next, a weighting

w is applied to both $\hat{x}_0(c_{\text{mel}})$ and $\hat{x}_0(-1)$ on line 4 of Algorithm 1 to obtain \hat{x}_0 . Finally, \hat{x}_0 is used on line 6 to obtain x_{t-1} , which is denoted as $q(x_{t-1}|\hat{x}_0, x_t)$. Note that line 6 requires predicted noise $\hat{\epsilon}_\theta^t$ at diffusion time step t , whereas our model directly predicts \hat{x}_0 . Therefore, we need line 5 of Algorithm 1 to calculate $\hat{\epsilon}_\theta^t$ from \hat{x}_0 . We denote this reverse process step as $p_\theta(x_{t-1}|x_t, c_{\text{mel}})$ in Fig. 2. The reverse process is performed iteratively until x_0 is reached. We experimented with both $\sigma_t = \sqrt{(1 - \bar{\alpha}_{t-1})/(1 - \bar{\alpha}_t)}\sqrt{1 - \alpha_t}$ (DDPM [20]) and $\sigma_t = 0$ (DDIM [22]) and found that DDIM yields slightly worse transcription accuracy. Therefore, we used σ_t for DDPM in our experiments.

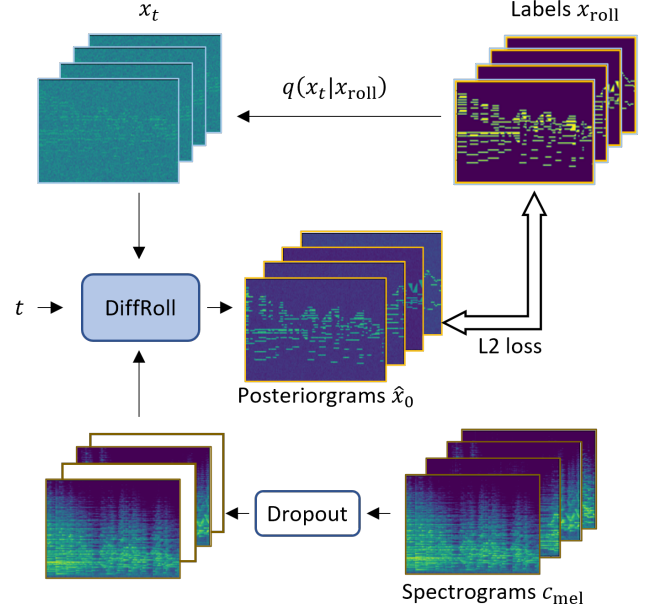


Fig. 1: Training phase of DiffRoll. Within each batch, several spectrograms are randomly converted to -1 via the dropout layer.

4. EXPERIMENT

The training split and test split of the MAESTRO dataset [31] were used to train and test our models. During training, we used the validation split to monitor the loss. For simplicity, we ignored the velocity information of the piano roll. Following previous work [31, 32], we downsampled all of the audio clips to 16kHz. The nnAudio [33] library was used to extract mel spectrograms with 229 mel bins ranging from 0 to 8,000Hz, with a window size of 2,048 samples from the audio segments (327,680 samples). The magnitude of the mel spectrograms was compressed by taking the natural logarithm and then normalizing it so that $c_{\text{mel}} \in [0, 1]$. Although the original diffusion model was designed to work with $x_t \in [-1, 1] \forall t \in [0, T]$, our experimental results show that there are no extra benefits in normalizing the piano rolls into $x_{\text{roll}} \in \{-1, 1\}$. DiffRoll is able to learn to output $\hat{x}_0 \in [0, 1]$ matching the original piano roll values $\{0, 1\}$. Therefore, we kept $x_{\text{roll}} \in \{0, 1\}$ throughout our experiments. We trained our models for 2,500 epochs on this dataset.

During the evaluation, we reported only the note-wise transcription metric (F1 score) since previous work has shown that the frame-wise transcription metric does not reflect perceptual accuracy well [34]. We binarized the transcription x_0 and extracted

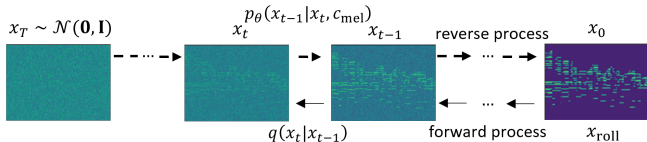


Fig. 2: Diffusion process of DiffRoll. Forward process converts x_{roll} into x_t for $1 \leq t \leq T$ via a Markov process. Reverse process $p_\theta(x_{t-1}|x_t, c_{\text{mel}})$ is performed iteratively until x_0 is reached. A threshold of 0.5 is applied to x_0 to obtain the predicted piano roll.

note objects from it. Each note object $\{\rho, \tau_{\text{on}}, \tau_{\text{off}}\}$ contained three attributes: pitch ρ , onset time τ_{on} , and offset time τ_{off} . Following previous work [31, 34], we used a music information retrieval library, `mir_eval`², to calculate the note-wise transcription F1 score between the predicted note objects and the ground truth note objects. The predicted pitch $\hat{\rho}$ needs to match the ground pitch ρ and the difference between the predicted and ground truth onset $|\hat{\tau}_{\text{on}} - \tau_{\text{on}}|$ needs to be within 50ms for the prediction to be considered correct.

Table 1: DiffRoll F1 scores with different w values and dilation settings when $k = 9$.

Dilation	w			
	0	0.1	0.5	1
[1, 1, 1, 1, ...]	74.9	75.9	78.1	77.7
[1, 2, 1, 2, ...]	74.0	75.3	77.1	76.9
[1, 2, 4, 1, ...]	73.3	74.0	76.2	75.8
[1, 2, 4, 8, ...]	72.2	74.0	75.9	76.1

4.1. DiffRoll versus Discriminative AMT

In this experiment, we trained a traditional discriminative AMT model as the baseline. To ensure a fair comparison, we kept the model architecture exactly the same as that of the DiffRoll model, but used a zero tensor as the x_t , and a constant $t = 1$ to directly predict the posteriorgram \hat{x}_0 . After training, the discriminative model learned to ignore the x_t and t as they contained useless information for the task. This discriminative baseline (convolutional kernel size $k = 3$) had an F1 score of 59.1 as shown in both Figs. 3 and 4. Fig. 3 also shows DiffRoll’s performance for different values of dropout rate p . When $p = 0$, the model was equivalent to standard diffusion without CFG. The transcription F1 score decreased as p increased. This was expected since DiffRoll has a lower probability of obtaining paired data when p is large. Although the best F1 score (67.1) was achieved with $p = 0$, the F1 score rapidly decreased well below 20 once a generative component was introduced ($w > 0$ on line 4 of Algorithm 1) as shown in Fig. 4. The results of the ablation study in Fig. 4 also reveal that when $p > 0$ and $w = 0.5$, DiffRoll reached its peak performance of 70.0. This experiment was done using kernel size $k = 3$.

Since piano rolls have long term structures, we also investigated different receptive field sizes by changing the kernel size (k) for DiffRoll. As we can see from Fig. 4, the performance increased

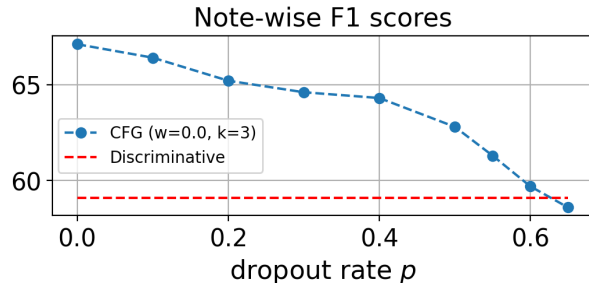


Fig. 3: Result of DiffRoll ablation study with different values of dropout rate p . Baseline was discriminative version of DiffRoll, which directly predicts x_0 .

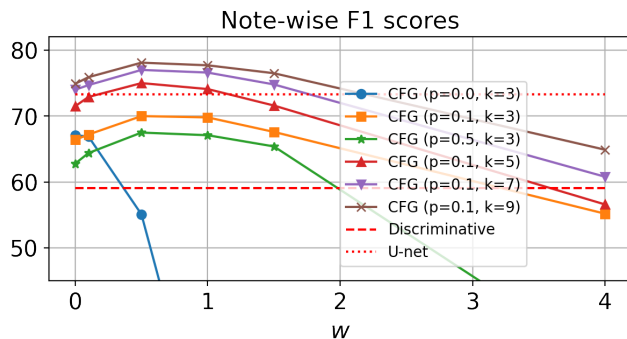


Fig. 4: Results of CFG ablation study with different values of sampling weight w . Discriminative AMT model and U-net model [35] were the baseline models.

(from 70 to 78.1) as we increased k from 3 to 9, which shows that a larger receptive field is beneficial for improving transcription accuracy. The degree of improvement, however, decreased as k increased, so we stopped at $k = 9$ and used this for the experiments described below.

In DiffWave [18], dilation is used to create a suitable receptive field to capture the long-term information present in the waveform. We experimented with different dilation settings (Table 1) for DiffRoll. Dilation factor [1, 2, 1, 2, ...] indicates that the 1st and 2nd layers have dilation factors of 1 and 2, respectively; the same pattern holds for the 3rd and 4th layers. However, we observed no improvement in the F1 score when changing the dilation. On the contrary, the larger the dilation factor, the worse the F1 score. Therefore, we believe that a kernel size of 9 without dilation has a large enough receptive field for the AMT task.

This experiment shows that modeling AMT as a conditioned generative task is possible and beneficial. A full animation for the generative trajectory of the transcription process is available in the supplementary material¹. A DiffRoll model with kernel size $k = 9$, dropout rate $p = 0.1$, sampling weight $w = 0.5$, and without any dilation had the best performing model and outperformed the discriminative counterpart (59.1 F1 scores) by 19 percentage points (ppt.) and even the U-net model [35] (73.3 F1 scores) by 4.8 ppt.. The model could not outperform current SOTA AMT models [31, 9], likely because we have not yet incorporated onset and offset information during training. We will enhance DiffRoll performance by incorporating onset and offset information as our future work.

²https://github.com/craffel/mir_eval

4.2. Unsupervised Pretraining

DiffRoll also supports unsupervised pretraining. Hence, it is possible to pretrain DiffRoll with piano rolls only (without paired audio). When audio data is not available, we can simply set $c_{\text{mel}} = -1$ to train only the unconditional model. To demonstrate this ability, we use MAESTRO [31] as the unpaired piano roll dataset (967 unpaired piano rolls), and MAPS [36] as the paired dataset (139 audio clips paired with piano rolls). We first pretrained DiffRoll for 2,500 epochs using only the piano rolls in the training split of the MAESTRO dataset. We then continued training DiffRoll with the training split of the MAPS dataset for 10,000 epochs using paired audio clips and piano rolls. We removed overlapping samples between the training split and the test split from the MAPS dataset following previous work [37]. There are two ways to train on the MAPS dataset. One is to set dropout $p = 0.1$ such that the 139 audio and piano roll data paired in the MAPS training split are used to train both the conditional and unconditional parts of DiffRoll. The other is to load both the MAPS and MAESTRO datasets, and set $p = 0$ for the former and set $p = 1$ for the latter. We denote this dropout scheme as $p = 0 + 1$ in Table 2.

Table 2: The performance of DiffRoll when pretrained (denoted as ‘pre-DiffRoll’) using unpaired piano rolls (extracted from MAESTRO). ‘Discriminative’ is the discriminative counterpart of DiffRoll, and ‘DiffRoll’ was trained without unpaired pretraining. ‘ReconVAT’ is an existing semi-supervised AMT model.

Model	Note-wise F1 score	
	$w = 0$	$w = 0.5$
Discriminative	50.6	
DiffRoll ($p = 0.1$)	55.9	57.7
pre-DiffRoll ($p = 0.1$)	59.0	62.6
pre-DiffRoll ($p = 0 + 1$)	60.5	63.7
ReconVAT [14]	64.0	

As shown in Table 2, the pretrained DiffRoll (pre-DiffRoll) achieved an F1 score 4.9 points higher than the DiffRoll trained on the MAPS dataset from scratch when $p = 0.1$ and $w = 0.5$. When training scheme $p = 0 + 1$ was used, the F1 score further improved by 1.1 to 63.7. Although DiffRoll was unable to outperform the SOTA semi-supervised AMT model ReconVAT [14], its score was competitive (63.7 v.s. 64.0). We believe that the model architecture of DiffRoll can be further improved and leave such improvement for future work. The same as in Section 4.1, performance with $w = 0.5$ was always better than with $w = 0$ during sampling.

4.3. Generation

Unlike traditional discriminative AMT models, the proposed DiffRoll model is generative. In other words, it is capable of generating new piano rolls which can be considered as a form of music generation. To generate new music during sampling, we can reuse the same model we trained as described above, and set $w = -1$ during sampling such that the conditional term on line 4 of Algorithm 1 is cancelled out, leaving only the unconditional term. A full animation of the generation trajectory of x_t via line 6 of Algorithm 1 during generation is available in the supplementary material¹. In each it-

eration of line 6 of Algorithm 1, DiffRoll makes x_t less and less noisy. This can be seen from the animation: as t approaches 0, the value range of x_t narrows to around $[0, 1]$ even though the output of DiffRoll is unbounded. Although the generated piano roll is far from perfect, we can still observe patterns of chords. This shows that our generative model successfully captures the data distribution for piano rolls $p(x_{\text{roll}})$.

4.4. Inpainting

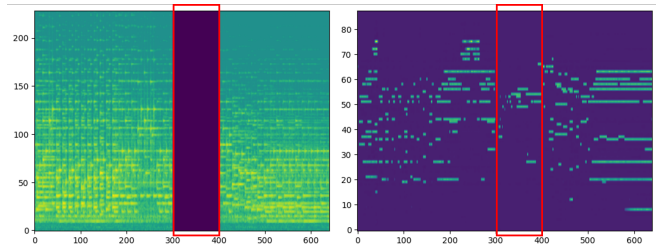


Fig. 5: Piano roll inpainting when part of c_{mel} is masked by -1 (indicated by red rectangles). DiffRoll generates notes in masked regions and transcribes notes in unmasked regions. More examples are available in the demo.

In the previous subsections, we described using DiffRoll for either transcription or generation. In this subsection, we briefly explore the inpainting capability of DiffRoll in which the input spectrograms c_{mel} are partially masked with -1 during sampling. We use the same sampling scheme as on line 6 of Algorithm 1. As shown in Fig. 5, DiffRoll performs transcription when $c_{\text{mel}} > 0$, and generation when $c_{\text{mel}} = -1$. More inpainting examples are available in the supplementary material¹. Since inpainting is beyond the scope of this paper, in-depth exploration is left for future research.

5. CONCLUSION

We proposed a novel generative automatic music transcription (AMT) model, DiffRoll. This model is capable of transcribing, generating, and even inpainting music. The generative property of DiffRoll enables it to be pretrained on unpaired piano rolls. Experiments showed that this unsupervised pretraining improves model performance when the amount of labelled data is limited. DiffRoll outperformed its discriminative counterpart by 7.1 in terms of the F1 score on the MAPS dataset. When unsupervised pretraining was used (the MAESTRO dataset), the F1 score was further improved by 6. Although DiffRoll did not outperform state-of-the-art AMT models, the results presented provide a successful proof of concept for how diffusion can be used for AMT. There are number of ways in which DiffRoll can be improved. Future work will include exploring the possibility of predicting onset and offset locations using diffusion, which has been shown to improve AMT accuracy. We will also investigate replacing Gaussian diffusion with discrete diffusion for binary piano rolls. This novel formulation of AMT should attract more research into the generative approach to AMT. The source code and generation examples are available in the supplementary material¹.

6. REFERENCES

- [1] Juhan Nam, Jiquan Ngiam, Honglak Lee, Malcolm Slaney, et al., “A classification-based polyphonic piano transcription approach using learned feature representations,” in *ISMIR*, 2011, pp. 175–180.
- [2] Ali Taylan Cemgil, *Bayesian music transcription*, Ph.D. thesis, Radboud University Nijmegen Netherlands, 2004.
- [3] Taylor Berg-Kirkpatrick, Jacob Andreas, and Dan Klein, “Unsupervised transcription of piano music,” in *Advances in neural information processing systems*, 2014, pp. 1538–1546.
- [4] Adam Roberts, Jesse Engel, Colin Raffel, Ian Simon, and Curtis Hawthorne, “Musicvae: Creating a palette for musical scores with machine learning, march 2018,” 2018.
- [5] Jesse Engel, Kumar Krishna Agrawal, Shuo Chen, Ishaan Gulrajani, Chris Donahue, and Adam Roberts, “GANSynth: Adversarial neural audio synthesis,” in *International Conference on Learning Representations*, 2019.
- [6] Hao-Wen Dong, Wen-Yi Hsiao, Li-Chia Yang, and Yi-Hsuan Yang, “Musegan: Multi-track sequential generative adversarial networks for symbolic music generation and accompaniment,” in *Proceedings of the AAAI Conference on Artificial Intelligence*, 2018, vol. 32.
- [7] Curtis Hawthorne, Erich Elsen, Jialin Song, Adam Roberts, Ian Simon, Colin Raffel, Jesse Engel, Sageev Oore, and Douglas Eck, “Onsets and frames: Dual-objective piano transcription,” in *ISMIR*, 2017.
- [8] Josh Gardner, Ian Simon, Ethan Manilow, Curtis Hawthorne, and Jesse Engel, “M13: Multi-task multitrack music transcription,” *arXiv preprint arXiv:2111.03017*, 2021.
- [9] Qiuqiang Kong, Bochen Li, Xuchen Song, Yuan Wan, and Yuxuan Wang, “High-resolution piano transcription with pedals by regressing onset and offset times,” *IEEE/ACM Trans. Audio, Speech and Lang. Proc.*, vol. 29, pp. 3707–3717, jan 2021.
- [10] Kin Wai Cheuk, Keunwoo Choi, Qiuqiang Kong, Bochen Li, Minz Won, Amy Hung, Ju-Chiang Wang, and Dorien Herremans, “Jointist: Joint learning for multi-instrument transcription and its applications,” *arXiv preprint arXiv:2206.10805*, 2022.
- [11] Weixing Wei, Peilin Li, Yi Yu, and Wei Li, “Hppnet: Modeling the harmonic structure and pitch invariance in piano transcription,” *ISMIR*, 2022.
- [12] Ben Maman and Amit H Bermano, “Unaligned supervision for automatic music transcription in the wild,” in *Proceedings of the 39th International Conference on Machine Learning*, Kamalika Chaudhuri, Stefanie Jegelka, Le Song, Csaba Szepesvari, Gang Niu, and Sivan Sabato, Eds. 17–23 Jul 2022, vol. 162 of *Proceedings of Machine Learning Research*, pp. 14918–14934, PMLR.
- [13] Haoran Wu, Axel Marmoret, and Jérémy E Cohen, “Semi-supervised convolutive nmf for automatic music transcription,” *arXiv preprint arXiv:2202.04989*, 2022.
- [14] Kin Wai Cheuk, Dorien Herremans, and Li Su, “Reconvat: A semi-supervised automatic music transcription framework for low-resource real-world data,” in *Proceedings of the 29th ACM International Conference on Multimedia*, 2021, pp. 3918–3926.
- [15] Keunwoo Choi and Kyunghyun Cho, “Deep unsupervised drum transcription,” in *ISMIR 4-8, 2019*, Arthur Flexer, Geoffroy Peeters, Julián Urbano, and Anja Volk, Eds., 2019, pp. 183–191.
- [16] Paris Smaragdis and Judith C Brown, “Non-negative matrix factorization for polyphonic music transcription,” in *2003 IEEE Workshop on Applications of Signal Processing to Audio and Acoustics (IEEE Cat. No. 03TH8684)*, IEEE, 2003, pp. 177–180.
- [17] Jascha Sohl-Dickstein, Eric Weiss, Niru Maheswaranathan, and Surya Ganguli, “Deep unsupervised learning using nonequilibrium thermodynamics,” in *Proceedings of the 32nd International Conference on Machine Learning*, Francis Bach and David Blei, Eds., Lille, France, 07–09 Jul 2015, vol. 37 of *Proceedings of Machine Learning Research*, pp. 2256–2265, PMLR.
- [18] Zhifeng Kong, Wei Ping, Jiayi Huang, Kexin Zhao, and Bryan Catanzaro, “Diffwave: A versatile diffusion model for audio synthesis,” *International Conference on Learning Representations*, 2020.
- [19] Nanxin Chen, Yu Zhang, Heiga Zen, Ron J Weiss, Mohammad Norouzi, and William Chan, “Wavegrad: Estimating gradients for waveform generation,” *International Conference on Learning Representations*, 2020.
- [20] Jonathan Ho, Ajay Jain, and Pieter Abbeel, “Denosing diffusion probabilistic models,” *Advances in Neural Information Processing Systems*, vol. 33, pp. 6840–6851, 2020.
- [21] Chieh-Hsin Lai, Yuhta Takida, Naoki Murata, Toshimitsu Uesaka, Yuki Mitsufuji, and Stefano Ermon, “Regularizing score-based models with score fokker-planck equations,” *arXiv*, 2022.
- [22] Jiaming Song, Chenlin Meng, and Stefano Ermon, “Denosing diffusion implicit models,” in *International Conference on Learning Representations*, 2021.
- [23] Ting Chen, Ruixiang Zhang, and Geoffrey Hinton, “Analog bits: Generating discrete data using diffusion models with self-conditioning,” *arXiv preprint arXiv:2208.04202*, 2022.
- [24] Aditya Ramesh, Mikhail Pavlov, Gabriel Goh, Scott Gray, Chelsea Voss, Alec Radford, Mark Chen, and Ilya Sutskever, “Zero-shot text-to-image generation,” in *International Conference on Machine Learning*. PMLR, 2021, pp. 8821–8831.
- [25] Gautam Mittal, Jesse Engel, Curtis Hawthorne, and Ian Simon, “Symbolic music generation with diffusion models,” 2021.
- [26] Curtis Hawthorne, Ian Simon, Adam Roberts, Neil Zeghidour, Josh Gardner, Ethan Manilow, and Jesse Engel, “Multi-instrument music synthesis with spectrogram diffusion,” *ISMIR*, 2022.
- [27] Yujia Yan, Frank Cwitkowitz, and Zhiyao Duan, “Skipping the frame-level: Event-based piano transcription with neural semi-CRFs,” in *Advances in Neural Information Processing Systems*, A. Beygelzimer, Y. Dauphin, P. Liang, and J. Wortman Vaughan, Eds., 2021.
- [28] Jonathan Ho and Tim Salimans, “Classifier-free diffusion guidance,” in *NeurIPS 2021 Workshop on Deep Generative Models and Downstream Applications*, 2021.
- [29] Bahjat Kawar, Michael Elad, Stefano Ermon, and Jiaming Song, “Denosing diffusion restoration models,” *arXiv preprint arXiv:2201.11793*, 2022.
- [30] Tim Salimans and Jonathan Ho, “Progressive distillation for fast sampling of diffusion models,” in *International Conference on Learning Representations*, 2022.
- [31] Curtis Hawthorne, Andriy Stasyuk, Adam Roberts, Ian Simon, Cheng-Zhi Anna Huang, Sander Dieleman, Erich Elsen, Jesse Engel, and Douglas Eck, “Enabling factorized piano music modeling and generation with the MAESTRO dataset,” in *International Conference on Learning Representations*, 2019.
- [32] Kin Wai Cheuk, Kat Agres, and Dorien Herremans, “The impact of audio input representations on neural network based music transcription,” *International Joint Conference on Neural Networks*, 2020.
- [33] Kin Wai Cheuk, Hans Anderson, Kat Agres, and Dorien Herremans, “nnaudio: An on-the-fly gpu audio to spectrogram conversion toolbox using 1d convolution neural networks,” *arXiv preprint arXiv:1912.12055*, 2019.
- [34] Kin Wai Cheuk, Yin-Jyun Luo, Emmanouil Benetos, and Dorien Herremans, “Revisiting the onsets and frames model with additive attention,” in *2021 International Joint Conference on Neural Networks (IJCNN)*, 2021, pp. 1–8.
- [35] Kin Wai Cheuk, Yin-Jyun Luo, Emmanouil Benetos, and Dorien Herremans, “The effect of spectrogram reconstruction on automatic music transcription: An alternative approach to improve transcription accuracy,” in *2020 25th International Conference on Pattern Recognition (ICPR)*, 2021, pp. 9091–9098.
- [36] Valentin Emiya, Nancy Bertin, Bertrand David, and Roland Badeau, “Maps-a piano database for multipitch estimation and automatic transcription of music,” 2010.
- [37] Siddharth Sigtia, Emmanouil Benetos, and Simon Dixon, “An end-to-end neural network for polyphonic piano music transcription,” *IEEE/ACM Transactions on Audio, Speech, and Language Processing*, vol. 24, pp. 927–939, 2015.