

SelfMix: Robust Learning Against Textual Label Noise with Self-Mixup Training

Dan Qiao¹, Chenchen Dai¹, Yuyang Ding¹, Juntao Li¹,
Qiang Chen², Wenliang Chen¹, Min Zhang¹

¹Institute of Computer Science and Technology, Soochow University, China

²Alibaba Group

{danqiao.jordan, morningcc125, yyding.me}@gmail.com
{ljt, wlchen, minzhang}@suda.edu.cn; lapu.cq@alibaba-inc.com

Abstract

The conventional success of textual classification relies on annotated data, and the new paradigm of pre-trained language models (PLMs) still requires a few labeled data for downstream tasks. However, in real-world applications, label noise inevitably exists in training data, damaging the effectiveness, robustness, and generalization of the models constructed on such data. Recently, remarkable achievements have been made to mitigate this dilemma in visual data, while only a few explore textual data. To fill this gap, we present SelfMix, a simple yet effective method, to handle label noise in text classification tasks. SelfMix uses the Gaussian Mixture Model to separate samples and leverages semi-supervised learning. Unlike previous works requiring multiple models, our method utilizes the dropout mechanism on a single model to reduce the confirmation bias in self-training and introduces a textual level mixup training strategy. Experimental results on three text classification benchmarks with different types of text show that the performance of our proposed method outperforms these strong baselines designed for both textual and visual data under different noise ratios and noise types. Our code is available at <https://github.com/noise-learning/SelfMix>.

1 Introduction

The excellent performance of deep neural networks (DNNs) depends on data with high-quality annotations. However, data obtained from the real world is inevitably mixed with wrong labels (Guan et al., 2018; Ait-Sahalia et al., 2010; Liu et al., 2020b). Models trained on these noisy datasets would easily overfit the noisy labels (Algan and Ulusoy, 2020; Liu et al., 2020a), especially for pre-trained large models (Zhang and Li, 2021), and the performance will be negatively affected.

Research on learning with noisy labels (LNL) has gained popularity. Previous work has revealed

that clean samples and noisy samples play different roles in the training process and behave differently in terms of loss values or convergence speeds etc. (Liu et al., 2020a). Different types of noise have different effects on the training. For instance, the impact of class-conditional noise (CCN) can simulate the confusion between similar classes, and the effect of instance-dependent noise (IDN) can be more complex.

Most of the current methods perform experiments on visual data. Label noise on visual data often goes against objective facts and is easy to distinguish. As for NLP, there may be disagreement even among expert annotators due to the complexity of semantic features and the subjectivity of language understanding. For example, suppose there is a piece of news about “The Economic Benefit of Competitive Sports to our Cities”. In that case, it is hard to tell whether it belongs to Economic news or Sports news without fully understanding the contextual information. Although a few works pay attention to the natural language area, their methods are mostly based on the trained-from-scratch models like LSTM and Text-CNN (Garg et al., 2021; Jindal et al., 2019). However, PLMs might be a better choice since the whole training process can be divided into two stages, and the wrong labels do not corrupt the pre-training process. Table 2 makes comparisons between PLMs and traditional networks on the robustness against label noise.

In conclusion, it is vital to explore how to learn with noisy labels on textual data and use the robust PLMs as the base model. This paper proposes SelfMix, i.e., a self-distillation robust training method based on the pre-trained models. Section 2 introduces some related works and explains the motivation of our proposed method.

Our contributions can be concluded as follows:

- We propose SelfMix, a simple yet effective method to help learn with noisy labels, which utilizes a self-training approach. Our method

only needs a single model and utilizes a mixup training strategy based on the aggregated representation from pre-trained models.

- We perform comprehensive experiments on three different types of text classification benchmarks under various noise settings, including the challenging instance-dependent noise, which is usually ignored in other works on textual data, which demonstrate the superiority of our proposed method over strong baselines.

2 Related Work

Learning with Noisy Labels. A direct yet effective idea to handle label noise is to find the noisy samples and reduce their influence by resampling or reweighting (Rolnick et al., 2017). Jiang et al. (2018) train another neural network to provide a curriculum to help StudentNet focus on the samples whose labels is probably correct. Han et al. (2018) jointly train two deep neural networks and feed each model the top $r\%$ samples with the lowest loss evaluated by the other model in each mini-batch. Following Han et al. (2018), Yu et al. (2019) explore how disagreement can help the model. Some researchers believe that there exists a transition from ground-truth label distribution to the noisy label distribution and estimate the noise transition matrix to absorb this transition (Goldberger and Ben-Reuven, 2016). Northcutt et al. (2021) directly estimate the joint distribution matrix between the noisy labels and real labels. Garg et al. (2021) use a fully connected layer to capture the distribution transition. However, most of these methods either need model ensembling or require cross-validation, which is time-consuming and needs multiple parameters.

Some other works focus on designing a more robust training strategy. Since DNNs with Cross-Entropy loss tend to overfit noisy labels (Feng et al., 2021), some researchers redesign noise-robust loss functions (Wang et al., 2019b; Zhang and Sabuncu, 2018; Ghosh et al., 2017; Xu et al., 2019). When trained on noisy data, DNNs tend to learn from the clean data during an “early learning” phase before eventually memorizing the wrong data (Arpit et al., 2017; Zhang et al., 2021), based on which Liu et al. (2020a) offer an easy regularization capitalizing on early learning. Some other works like Xia et al. (2020) find that only partial parameters are essential for generalization, which offers us a new

perspective to reconsider what difference exactly the noisy labels make to the model’s learning. This kind of approach treats all samples indiscriminately thus the performance is sometimes unsatisfactory under a high noise ratio.

Some excellent work combines these two ideas (Ding et al., 2018; Li et al., 2020). Garg et al. (2021) add an auxiliary noise model N_M over the classifier to predict noisy labels and jointly train the classifier and the noise model through a de-noising loss function. Cheng et al. (2021) progressively sieve out corrupted examples and then leverage semi-supervised learning.

Mixup Training. Mixup training (Zhang et al., 2018) is a widely used data-augmentation method to alleviate memorization and sensitivity to adversarial samples on visual data. It combines the inputs and targets of two random training samples to generate augmented samples. However, applying mixup on textual data is a great challenge since linear interpolations on discrete inputs damage the semantic structure. Some literature has explored the textual mixup mechanism like: Chen et al. (2020) propose to mix the hidden vector in the last few encoder layers; Yoon et al. (2021) find a new way to combine two texts which can also be treated as a data augmentation strategy. In this paper, we do not make comparisons for the following reasons: (1) Our EmbMix is simpler in practical use and there is little difference in the final performance of various methods according to Chen et al. (2020). (2) Some other methods need data augmentation while EmbMix does not.

Proposed Method. Since simply redesigning a robust loss function tends to have poor performance under a high noise ratio, we combine sample selection with the robust training methods. Unlike the previous work that needs model ensembling or uses cross-validation, we train a single network with dropout to reduce confirmation bias in self-training. We make following improvements regarding to the characteristics of the textual data: (1) The decision boundaries in image-classification tasks are more clear. However, the main idea of the same text can vary under different contexts and sometimes there is even no absolute correct label. So we iteratively use the Gaussian Mixture Model (GMM) to fit the loss distribution and use the predicted soft label to replace the label of the fusing data rather than setting a threshold and arbitrarily discarding the undesired samples at the beginning. (2) Unlike

the pixel input of visual data, the input of text is discrete. So for the separated data, we leverage a manifold mixup training strategy based on the aggregated representation from the PLMs.

3 Methodology

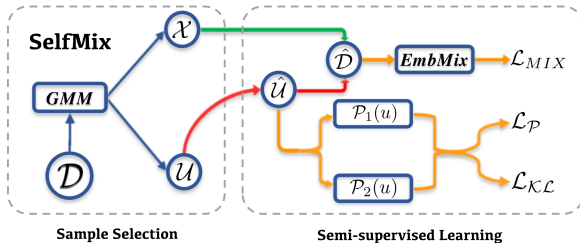


Figure 1: The overall framework of SelfMix

Figure 1 shows an overview of our proposed SelfMix. Our method first uses GMM to select the samples that are more likely to be wrong and erase their original labels. Then we leverage semi-supervised learning to jointly train the labeled set \mathcal{X} (contains mostly clean samples) and an unlabeled set \mathcal{U} (contains mostly noisy samples). We also introduce a manifold mixup strategy based on the hidden representation of the [CLS] token named EmbMix.

3.1 Preliminary

In real-world data collection, the observed labels are often corrupted. So the only difference between this task and the traditional text classification task is that a certain proportion of incorrect labels exist in training samples. Let $\mathcal{D} = \{(x_i, y_i)\}_{i=1}^N$ denote the original dataset, where N is the number of samples, x_i is the text of the i^{th} sample, and y_i is the one-hot representation of the observed label of the i^{th} sample. For the base model, we denote θ as the parameters of the pre-trained encoder model and ϕ as the parameters of MLP classifier head with 2 fully connected layers. The standard optimization method tries to minimize the empirical risk by applying the cross-entropy loss:

$$\mathcal{L} = \{\ell_i\}_{i=1}^N = \{-y_i^T \log(p(x_i; \theta, \phi))\}_{i=1}^N, \quad (1)$$

where $p(x; \theta)$ denotes the softmax probability of the model output. We first warm up the model using \mathcal{L} to make it capable of doing preliminary classification tasks without overfitting noisy labels and then perform SelfMix for the rest epochs.

3.2 Sample Selection

On noisy data, Deep neural networks will preferentially learn simple and logical samples first and re-

duce their loss. Namely, noisy samples tend to have a higher loss in the early stage (Zhang et al., 2021). Preliminary experiments show that the loss distributions of clean and noisy samples during training tend to subject to two Gaussian Distributions, where the loss of the clean samples hold a smaller mean value. Taking advantage of such training phenomena, we apply the popular used Gaussian Mixture Model (Arazo et al., 2019) to distinguish noisy samples by feeding the per-sample loss. For IDN, noisy labels rely on both input features and underlying true labels, so the noise in each class is different, making the loss scales from different classes vary greatly. The relatively high-loss samples in low-loss class may also be treated as clean samples. So we compute a class-regularization loss instead of the standard cross-entropy loss, which can better model the distributions in IDN. For each class c , the set $\mathcal{L}_c = \{\ell_i \mid y_i = c, i \in [N]\}$ contains the cross-entropy loss values of all samples with label c , then μ_c and σ_c denote the arithmetic mean and standard deviation of \mathcal{L}_c respectively. Our regularization loss has the following form:

$$\mathcal{L}' = \{\ell'_i\}_{i=1}^N = \{(\ell_i - \mu_{y_i})/\sigma_{y_i}\}_{i=1}^N. \quad (2)$$

We feed the loss \mathcal{L}' (for IDN) to a 2-component GMM and use Expectation-Maximization (EM) algorithms to fit the GMM to the observations. Let $w_i = p(g|\ell'_i)$ represent the probability of the i^{th} sample belonging to the Gaussian component with smaller mean g , which can also be considered as the clean probability due to the small-loss theory (Arpit et al., 2017). By setting the threshold τ for the probability w_i , we can divide the original dataset \mathcal{D} into a labeled set \mathcal{X} and an unlabeled set \mathcal{U} where the labels of samples that are more likely to be wrong will be erased:

$$\begin{aligned} \mathcal{X} &= \{(x_i, y_i) \mid x_i \in \mathcal{D}, w_i \geq \tau\}, \\ \mathcal{U} &= \{(x_i) \mid x_i \in \mathcal{D}, w_i < \tau\}. \end{aligned} \quad (3)$$

3.3 Semi-supervised Self-training

To make semi-supervised learning work better, we first do pre-process on the unlabeled set. For the unlabeled set \mathcal{U} , the original label is most likely wrong and has been discarded. Therefore, we generate the soft label \hat{y} by sharpening the model’s predicted distribution, making the distribution more

concentrated (Zoph et al., 2020).

$$\hat{y} = \text{Sharpen}(p(x; \theta, \phi)), \quad (4)$$

$$\hat{\mathcal{U}} = \{(x_i, \hat{y}_i) \mid x_i \in \mathcal{U}\}, \quad (5)$$

$$\hat{\mathcal{D}} = \mathcal{X} \cup \hat{\mathcal{U}}. \quad (6)$$

Here Sharpen(\cdot) is the temperature sharpening function commonly used in self-training. $\hat{\mathcal{D}}$ contains the clean samples with original labels and noisy samples with predicted soft labels.

Textual Mixup based on EmbMix. Mixup training strategy is widely used in semi-supervised learning and noise-robust training (Zhang et al., 2018). It applies linear interpolation to the input vectors and associated targets. Although image data can be mixed on the pixel level, mixing the discrete word index makes no sense for text classification. Considering that the [CLS] embedding encoded by PLMs has the ability of semantic representations, we attempt to apply interpolations on the [CLS] embedding. Specifically, randomly choose two samples (x_i, y_i) , (x_j, y_j) and the mixed sample (e'_i, y'_i) is defined as:

$$\lambda \sim \text{Beta}(\alpha, \alpha), \quad (7)$$

$$\lambda' = \max(\lambda, 1 - \lambda), \quad (8)$$

$$e_k = \text{Encoder}(x_k; \theta), \quad (9)$$

$$e'_i = \lambda' e_i + (1 - \lambda') e_j, \quad (10)$$

$$y'_i = \lambda' y_i + (1 - \lambda') y_j, \quad (11)$$

where Encoder($x; \theta$) denotes the sentence [CLS] embeddings obtained by pre-trained models.

Finally, the EmbMix method for dataset $\hat{\mathcal{D}}$ is as follows:

$$\tilde{\mathcal{D}} = \{(e'_i, y'_i) \mid (x_i, y_i), (x_j, y_j) \in \hat{\mathcal{D}}\}, \quad (12)$$

where (e'_i, y'_i) is computed by eq.(7-11).

3.4 Loss Function

Mix-Loss. Given our augmented dataset $\tilde{\mathcal{D}}$ obtained by EmbMix, we use the standard cross-entropy loss for semi-supervised learning:

$$\mathcal{L}_{MIX} = -\frac{1}{|\tilde{\mathcal{D}}|} \sum_{(e, y) \in \tilde{\mathcal{D}}} y^T \log(p(e; \phi)). \quad (13)$$

Here $p(e; \phi)$ denotes the predicted probability of the mixed target using the mixed hidden representation e as the input.

Pseudo-Loss. According to the Low-density Separation Assumption theory, the decision boundary of a classifier should preferably pass through

low-density regions in the input space (Chapelle and Zien, 2005). To achieve this, we add a special regularization on the unlabeled set to penalize those samples whose output probability value of the predicted class is small:

$$\tilde{y}_i = \arg \max(p(x_i; \theta, \phi)), \quad (14)$$

$$\mathcal{L}_{\mathcal{P}} = -\frac{1}{|\mathcal{U}|} \sum_{x_i \in \mathcal{U}} \tilde{y}_i \log(p(x_i; \theta, \phi)). \quad (15)$$

Here $p(x_i; \theta, \phi)$ denotes the model’s prediction of sample x_i , and \tilde{y} denotes the one-hot representation of the pseudo-label that the model predicts. Preliminary experiments show that pseudo-loss regularization is more effective than a simple entropy-minimization.

Self-consistency Regularization. It is worth mentioning that confirmation bias caused by error accumulation is common in self-training. Model ensembling is a widely used method to handle this. Dropout (Srivastava et al., 2014) mechanism can be seen as an implicit sub-models ensembling. So we use dropout when training the network and close dropout when making sample selection or inference. Label noise under a high noise ratio setting blurs the decision boundaries between classes, leading to a severe inconsistency between sub-models. So we add R-Drop (Liang et al., 2021) loss, a simple but effective dropout regularization method to constrain the consistency of these sub-models:

$$\begin{aligned} \mathcal{L}_R = \sum_{x \in \mathcal{U}} \frac{1}{2} (\mathcal{D}_{KL}(p_1(x; \theta, \phi) \parallel p_2(x; \theta, \phi)) \\ + \mathcal{D}_{KL}(p_2(x; \theta, \phi) \parallel p_1(x; \theta, \phi))), \end{aligned} \quad (16)$$

where $p_1(x; \theta, \phi)$ and $p_2(x; \theta, \phi)$ are two predicted distributions obtained by feeding the same sample twice, $\mathcal{D}_{KL}(a \parallel b)$ computes the Kullback-Leibler divergence between two probability distributions.

Finally, the total loss for SelfMix is:

$$\mathcal{L} = \mathcal{L}_{MIX} + \lambda_p \mathcal{L}_{\mathcal{P}} + \lambda_r \mathcal{L}_R, \quad (17)$$

where λ_p and λ_r are the hyper-parameters to control the weight of the extra loss.

4 Experiments

4.1 Settings

Datasets and Noise Settings. We do experiments on three text classification benchmarks of different types, including Trec (Li and Roth, 2002), AG-News (Gulli, 2005), and IMDB (Maas et al.,

Name	Class	Type	Train	Test
Trec	6	Question-Type	5452	500
IMDB	2	Sentiment Analysis	45K	5K
AG-News	4	News Categorization	120K	7.6K

Table 1: The statistics of datasets.

Dataset	Trec			AG-News		
	0	20	40	0	20	40
Rand (%)	0	20	40	0	20	40
BERT	97.04	95.75	94.07	94.03	93.19	92.51
Asym (%)	0	20	40	0	20	40
Text-CNN	93.48	88.36	70.52	90.83	88.95	76.69
LSTM	92.58	90.68	83.96	91.92	90.20	88.62
BERT	97.04	95.52	89.04	94.03	93.38	91.59
RoBERTa	96.92	96.32	92.12	94.10	93.91	92.74

Table 2: Preliminary experiments (%) for different base models under symmetric and asymmetric noise.

2011) (Table 1). In the preliminary experiments, we find that PLMs are robust to random noise on textual data (Table 2). The test accuracy drops by only 3% even under 40% random noise, which may benefit from the powerful pre-trained knowledge. So we evaluate our strategy under the following two types of label noise:

- Asymmetric noise (Asym): Asymmetric noise tries to simulate the mislabeling between classes. For a given class, we follow [Chen et al. \(2019\)](#) and choose a certain proportion of samples and flip their labels to the corresponding class according to the asymmetric noise transition matrix.
- Instance-dependent noise (IDN): The probability of being mislabeled depends on the feature of instances. So we use the other trained model as the feature extractor. The labels of the samples that are closest to decision boundaries are flipped to their counter class as noisy labels ([Algan and Ulusoy, 2020](#)), which is more challenging and quite realistic.

Model Architectures. Most related works perform experiments based on trained-from-scratch models, while PLMs have been shown to have great potential for all kinds of language tasks. Thus we conduct experiments on different models to evaluate their robustness against label noise. Table 2 shows that the pre-trained model is more robust than traditional networks when dealing with label noise in text classification. Thus, we choose the representative BERT for further research and ver-

ify the generalization of SelfMix across different PLMs in Section 5.

4.2 Baselines

We compare SelfMix with the following baselines: (1) BERT, which trains the model with the cross-entropy loss without any denoising strategy; (2) Co-Teaching ([Han et al., 2018](#)), which trains two models simultaneously and lets each model sample small-loss instances to teach the other model for further training; (3) Co-Teaching+ ([Yu et al., 2019](#)), which updates on disagreement data on the basis of the original Co-teaching; (4) SCE ([Wang et al., 2019b](#)), which boosts Cross Entropy symmetrically with Reverse Cross Entropy (RCE) for robust learning; (5) ELR ([Liu et al., 2020a](#)), which designs a regularization term to prevent memorization of the false labels; (6) Confident-Learning ([Northcutt et al., 2021](#)), which estimates noise distribution by cross-validation and then trains a new model on clean data; (7) NM-Net ([Garg et al., 2021](#)) is one of the few representative works which jointly train a classifier and a noise model using a denoising loss; (8) CORES^{2*} ([Cheng et al., 2021](#)) is a method for instance-dependent label noise, which progressively sieves out corrupted examples with a confidence regularization and applies semi-supervised learning for consistency training. We implement them based on the standard BERT Encoder ([Devlin et al., 2019](#)) with reference to their public code and make comparisons under the same setting.

4.3 Implementation Details

There are three hyper-parameters to tune in SelfMix (the hyper-parameters of BERT are set as default and remain unchanged), the threshold τ for GMM to divide the data, and the weights λ_p, λ_r for two special loss functions. We choose 0.5 as the threshold τ and keep it the same under different settings. (λ_p, λ_r) is demonstrated right besides the name of datasets in Table 3-4. The performance can be more satisfactory if we specify the (λ_p, λ_r) for each setting. However, it is unfair to the methods that use few hyper-parameters, so we try to keep them the same. Other settings like learning rate (10^{-5}), optimizer (Adam), and batch size (32) keep the same for all the methods and tasks. For SelfMix, we warm up the model for 2 epochs under asymmetric noise and 5000 samples under instance-dependent noise. Considering that the training data is noisy, we report the test accuracy of the best and last epochs over all 6 epochs rather than setting a

Dataset / (λ_p, λ_r)		Trec (0.2, 0.3)		AG-News (0.2, 0.3)				IMDB (0.1, 0.5)			
Data Size		5,453 (All)		5,000	120,000 (All)			5,000	45,000 (All)		
Noise Ratio (%)		20	40	20	40	20	40	20	40	20	40
BERT	best	95.52	89.04	89.55	80.90	93.38	91.59	88.51	80.81	92.67	87.70
	last	93.48	69.88	84.40	62.33	90.32	74.04	81.20	63.55	87.40	61.82
BERT+Co-Teaching	best	95.96	92.76	89.70	87.24	93.43	92.03	88.81	84.39	92.94	88.45
	last	95.32	90.08	88.77	82.53	93.01	85.03	88.24	82.68	91.68	84.43
BERT+Co-Teaching+	best	96.37	91.14	89.45	85.81	92.93	90.96	88.57	81.75	92.71	87.94
	last	95.98	87.24	89.12	79.82	92.87	90.41	88.33	81.23	92.69	87.07
BERT+SCE	best	94.72	91.28	89.62	86.72	93.13	90.78	88.76	82.65	92.82	87.32
	last	94.04	82.44	89.43	74.37	93.03	87.34	87.74	74.38	92.77	82.52
BERT+ELR	best	96.08	92.16	89.88	85.43	93.63	92.00	88.70	82.45	93.13	87.62
	last	95.40	88.28	89.47	81.24	93.30	90.67	87.76	72.71	92.50	79.54
BERT+Confident-Learning	best	95.92	91.80	89.83	84.77	93.57	91.96	89.05	81.65	92.66	87.13
	last	95.36	88.64	89.27	78.48	93.38	89.97	88.62	77.93	92.52	83.39
BERT+NM-Net	best	96.00	90.92	89.35	81.35	93.54	92.09	88.70	81.21	92.93	88.47
	last	94.84	79.76	85.41	63.26	93.47	84.55	88.41	74.62	92.28	86.60
BERT+SelfMix	best	96.32	<u>94.12</u>	89.90	88.80	93.39	92.79	89.20	86.38	93.30	90.19
	last	96.04	93.80	89.79	88.63	93.04	92.40	88.84	86.38	92.86	90.12

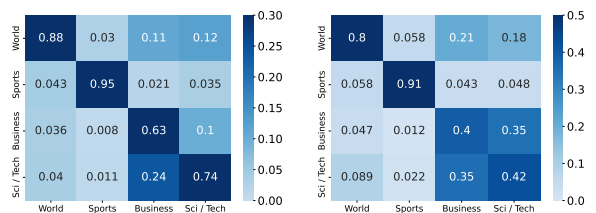
Table 3: Average test accuracy (%) of five runs on the Trec, AG-News, and IMDB datasets with different data sizes under different ratios of asymmetric noise. The results with outstanding improvement over the base model are bolded, and underline values indicate the statistically significantly better (by paired bootstrap test, $p < 0.05$) performances than BERT.

clean validation set. And this is a commonly used metric in other related works. All the results are the average of five runs. Our noise generation code and more details can be found in our public code.

4.4 Main Results

Asymmetric Noise. The effect of asymmetric noise is relatively small when data is sufficient due to the excellent performance of PLMs. So we cut the datasets into a small size of 5000 for more precise comparison of the models’ performance. Table 3 shows the results on three datasets under asymmetric noise. CORES^{2*} is designed to handle IDN, so we show its performance in Table 4. Our proposed SelfMix outperforms the strong baselines in almost every setting. Most models’ performance drops steeply under a high noise ratio and data-insufficiency setting. However, SelfMix still holds a remarkable performance over this challenging scenario. SelfMix does not achieve the best result under 20% label noise on AG-News, but it is excusable since the base model already holds a good performance and there is not much difference between SelfMix and the best result.

Instance-dependent Noise. IDN is more close to real-world noise. Following Algan and Ulusoy (2020), we train an LSTM classifier on a small



(a) 20% idn on AG-News

(b) 40% idn on AG-News

Figure 2: The generated instance-dependent label noise distribution on AG-News, where the abscissa is the true label, and the ordinate is the observed label.

set of the original training data and flip the origin labels to the class with the highest prediction probability among other classes. Trec dataset has only 5452 training samples and is extremely class-imbalance. So the number of clean samples may even be less than generated noisy samples in the long-tailed class under a high noise ratio, which makes the classification no sense. Therefore, we only do experiments on IMDB and AG-News, and Figure 2 shows noise transition on AG-News. Table 4 presents the experimental results on IDN. Some of the methods do not work properly since they were not designed for IDN and did not consider the discrepancy of loss distributions between

Dataset / (λ_p, λ_r)		AG-News (0.0, 0.3)				IMDB (0.0, 0.3)			
Noise Ratio (%)		10	20	30	40	10	20	30	40
BERT	best	88.24	83.67	77.61	72.73	90.44	83.07	79.52	76.59
	last	87.76	82.28	74.80	69.04	90.43	80.26	70.43	60.59
BERT+Co-Teaching	best	88.62	84.63	78.40	73.14	90.00	83.64	79.70	76.09
	last	87.74	83.87	77.01	70.58	89.71	83.01	76.50	69.07
BERT+Co-Teaching+	best	88.72	84.62	80.75	78.94	89.92	85.65	82.72	80.23
	last	88.33	83.64	77.70	74.72	89.20	84.45	79.13	75.20
BERT+SCE	best	88.43	84.09	78.81	73.11	90.23	84.30	80.60	75.76
	last	87.86	83.55	76.49	69.09	90.04	82.59	75.46	67.94
BERT+ELR	best	88.45	83.41	77.77	72.97	90.60	83.44	79.29	76.10
	last	88.05	82.25	75.26	69.12	90.44	80.91	71.81	63.04
BERT+Confident-Learning	best	88.52	83.70	77.49	71.58	90.09	83.45	79.34	74.14
	last	88.20	83.23	75.97	70.62	89.98	82.12	75.76	69.05
BERT+NM-Net	best	88.25	83.19	76.60	72.31	90.05	83.28	79.54	75.85
	last	87.92	82.89	75.49	69.91	89.83	81.79	74.44	69.37
BERT+CORES ^{2*}	best	87.98	84.45	81.12	78.20	89.99	83.35	79.62	76.20
	last	86.76	82.79	78.67	75.39	73.39	62.90	55.47	58.16
BERT+SelfMix	best	88.45	86.82	86.72	83.99	90.31	85.49	84.38	82.76
	last	87.64	85.96	86.38	83.67	86.70	84.14	83.18	78.94

Table 4: Average test accuracy (%) of five runs on the AG-News and IMDB datasets under different ratios of instance-dependent noise. The results with outstanding improvement over the base model are bolded, and underline values indicate the statistically significantly better (by paired bootstrap test, $p < 0.05$) performances across the board.

Dataset		Trec	AG-News	IMDB
SelfMix w/o \mathcal{L}_P	best	89.40	87.57	89.55
	last	85.04	83.21	87.40
SelfMix w/o \mathcal{L}_R	best	91.56	89.66	85.54
	last	88.28	87.73	75.98
SelfMix w/o mixup	best	91.52	89.51	88.23
	last	87.04	84.82	86.17
SelfMix	best	94.12	92.79	90.19
	last	93.80	92.40	90.12

Table 5: Ablation study results (%) on Trec, AG-News and IMDB under 40% asymmetric label noise.

different classes. However, our proposed class-regularization loss can still make the samples distinguishable and SelfMix outperforms the strong baselines in most circumstances.

5 Analysis and Discussion

To make a more comprehensive analysis of our proposed strategies, we offer fine-grained experiments and visualization to answer the following research questions (RQs): (1) Can GMM actually distinguish the noisy samples on textual data? (2) How well can SelfMix help prevent the model from overfitting the noisy labels? (3) SelfMix utilizes more

than one component. Does each of them contribute to the final performance? (4) Can SelfMix be applied to other pre-trained models except BERT? (5) Noise and outliers both might have higher loss in early stages. While examples with noisy labels are useless or detrimental while training, how do we make sure with GMMs we don't filter out outliers in this approach?

Answer 1: We demonstrate the loss distributions of the clean samples and noisy samples on IMDB under 40% asymmetric noise in Figure 3 (a-c) and IDN in Figure 3 (e-g). Consistent with Liu et al. (2020a), the model tends to learn clean data during an early learning phase, and the 2-component GMM almost perfectly fits the loss distribution to distinguish the clean and noisy samples. During training, the loss output by SelfMix is getting more polarized while the base model has already overfitted the wrong labels. Notably, the cross-entropy loss values of different classes vary greatly under instance-dependent noise. And our proposed class-regularization loss can help GMM better isolate these distributions in each class.

Answer 2: We record the test accuracy for every few mini-batches and show the learning process on AG-News (120k samples) and IMDB (45k samples)

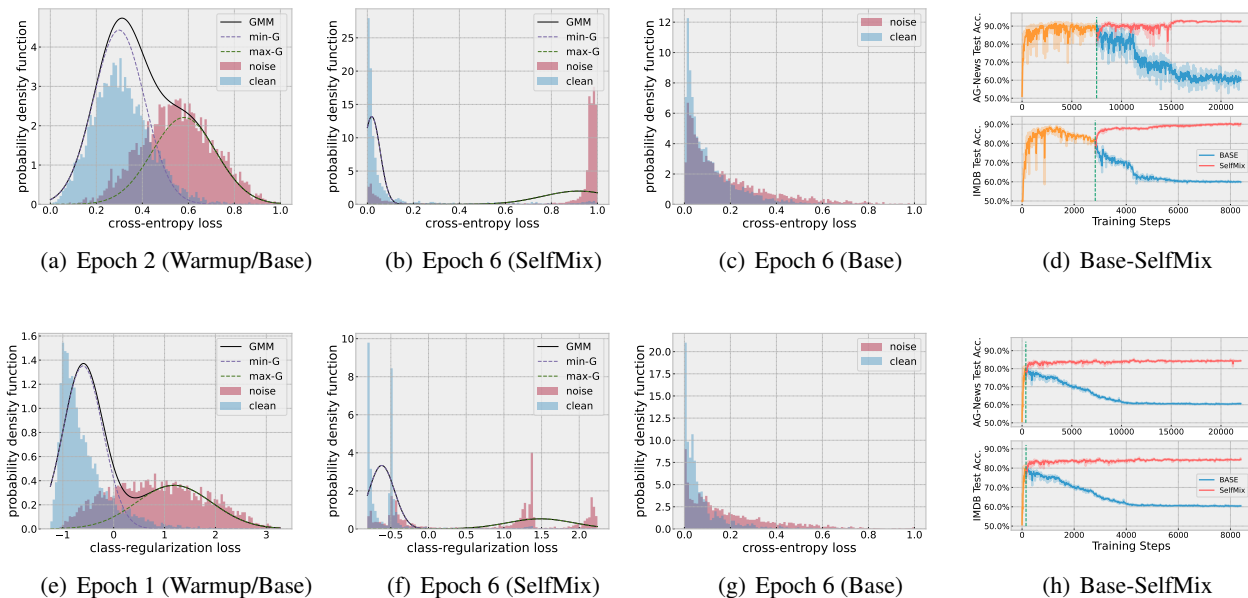


Figure 3: (a-c) the loss distributions of SelfMix/Base on IMDB under 40% asymmetric noise in different stages; (d) the test accuracy of every few training steps under 40% asymmetric noise; (e-g) the loss distributions of SelfMix/Base on IMDB under 40% instance-dependent noise in different stages; (h) the test accuracy of every few training steps under 40% instance-dependent noise.

under 40% asymmetric/instance-dependent noise in Figure 3(d)/3(h). The left side of the green vertical dotted line records the warm-up stage of SelfMix, which is the same as the base model. From the right side, we can observe that the base model overfits the noisy samples quickly. At the same time, SelfMix can keep learning and performs better, which may benefit from the effective sample selection and mixup training. The loss distributions in Figure 3 can also prove that. We have an interesting observation: The training process under IDN is more stable than asymmetric noise. We assume that the randomness in asymmetric noise breaks the stability of the map from features to output probability. While for IDN, there still exists a learnable map from input features to output labels, which makes the learning process no different from a standard text classification from another perspective.

Answer 3: We remove each sub-method used in SelfMix respectively and check the test accuracy to see whether each component of our proposed method contributes to the task (Table 5). We observe that each component can significantly contribute to the final performance. $\mathcal{L}_{\mathcal{P}}$ and mixup training play a more critical role against overfitting since the results of the last epoch fall sharply without these two mechanisms. Another unexpected but reasonable observation is the precipitous drop-

ping result without $\mathcal{L}_{\mathcal{R}}$ on IMDB under 40% noise. SelfMix utilizes dropout as an alternative to prevent confirmation bias in self-training. However, 40% asymmetric label noise blurs the class boundary. It inevitably leads to the inconsistency between implicit sub-models, which is more pronounced on the binary classification dataset IMDB, and $\mathcal{L}_{\mathcal{R}}$ just constrains the divergence between sub-models.

Answer 4: To verify the effectiveness of our proposed SelfMix on other PLMs, we perform experiments on RoBERTa. Table 6 shows the significant improvement brought by SelfMix.

Answer 5: 1). Outlier refers to a data point that is significantly dissimilar to other data points or a point that does not imitate the expected typical behavior of the other points (Wang et al., 2019a), which has some similarities with the concept of noisy samples. Most noisy sample filtration methods are constructed based on the consumption or phenomenon that noisy samples behave differently from other data points during training. With the overlapped concept and the similar consumption/phenomenon in distinguishing noisy samples and outliers from other data points, many outlier detection methods resemble the noisy filtration ones (Wu et al., 2020; Knox and Ng, 1998), i.e., they view a point as an outlier/noisy sample if it is far away from its nearby neighbors in the represen-

Dataset		Trec	AG-News		IMDB	
Noise Type		Asym	Asym	IDN	Asym	IDN
RoBERTa	best	92.12	92.74	72.49	90.54	74.09
	last	86.56	89.43	69.94	80.60	60.50
RoBERTa+Ours	best	94.88	92.81	84.44	92.33	91.19
	last	94.64	92.15	82.87	92.14	91.10

Table 6: Test performances (%) on RoBERTa under 40% asymmetric/instance-dependent noise.

tation space. As one of the most representative strategies in both noisy sample filtration and outlier detection, the conventional GMMs used in this paper is difficult to distinguish precisely the outliers and noisy samples. 2). Actually, excluding outliers along with the filtration of noisy samples from clean data may not be harmful. As mentioned by [Zhu et al. \(2008\)](#), these selected outliers (i.e., unlabeled examples) have high uncertainty and cannot provide much help to learners. [Shin et al. \(2006\)](#) also show that excluding outliers from the noisy training data significantly improves the performance of the centroid-based classifier. Moreover, [Carlini et al. \(2019\)](#) have made a comprehensive study on what impact outliers exactly bring to deep neural networks. For the tasks of image classification, outliers/hard samples are only helpful when training on easy-to-learn data. In this paper, the mixed data is challenging enough that it may not benefit from keeping these filtrated outliers in training. From another perspective, outliers in textual data appear to be inherently misleading or ambiguous examples located on the clustering boundary. The mixup strategy of this work can generate adequate samples around the boundary.

6 Conclusions

This paper presents SelfMix to handle label noise on textual data. It uses the Gaussian mixture model for sample selection and applies EmbMix for semi-supervised learning. Unlike the mutual distillation methods requiring co-training or model assembling, the proposed framework needs only a single model with dropout mechanism and utilizes two specific regularizations. Extensive experiments conducted on three representative text classification datasets under different noise settings indicate that SelfMix achieves a significant improvement over strong baselines. However, the proposed framework does not explicitly distinguish outliers and label noise. The future work includes exploring the different

roles the noisy data and outliers play and applying our method to other supervised natural language tasks like Named Entity Recognition.

Acknowledgments

We thank the anonymous reviewers for their constructive comments. The first three authors (Dan Qiao, Chenchen Dai, Yuyang Ding) contribute equally to this work. Juntao Li is the corresponding author. This work was supported by Alibaba Innovative Research (AIR) Grant and Project Funded by the Priority Academic Program Development of Jiangsu Higher Education Institutions.

References

- Yacine Aït-Sahalia, Jianqing Fan, and Dacheng Xiu. 2010. High-frequency covariance estimates with noisy and asynchronous financial data. *Journal of the American Statistical Association*, 105(492):1504–1517.
- Görkem Algan and Ilkay Ulusoy. 2020. Label noise types and their effects on deep learning. *arXiv preprint arXiv:2003.10471*.
- Eric Arazo, Diego Ortego, Paul Albert, Noel O’Connor, and Kevin McGuinness. 2019. Unsupervised label noise modeling and loss correction. In *International Conference on Machine Learning*, pages 312–321. PMLR.
- Devansh Arpit, Stanisław Jastrzębski, Nicolas Ballas, David Krueger, Emmanuel Bengio, Maxinder S Kanwal, Tegan Maharaj, Asja Fischer, Aaron Courville, Yoshua Bengio, et al. 2017. A closer look at memorization in deep networks. In *International Conference on Machine Learning*, pages 233–242. PMLR.
- Nicholas Carlini, Ulfar Erlingsson, and Nicolas Papernot. 2019. Distribution density, tails, and outliers in machine learning: Metrics and applications. *arXiv preprint arXiv:1910.13427*.
- Olivier Chapelle and Alexander Zien. 2005. Semi-supervised classification by low density separation. In *International workshop on artificial intelligence and statistics*, pages 57–64. PMLR.
- Jiaao Chen, Zichao Yang, and Diyi Yang. 2020. Mix-text: Linguistically-informed interpolation of hidden space for semi-supervised text classification. In *Proceedings of the 58th Annual Meeting of the Association for Computational Linguistics*, pages 2147–2157.
- Pengfei Chen, Ben Ben Liao, Guangyong Chen, and Shengyu Zhang. 2019. Understanding and utilizing deep neural networks trained with noisy labels. In *International Conference on Machine Learning*, pages 1062–1070. PMLR.

- Hao Cheng, Zhaowei Zhu, Xingyu Li, Yifei Gong, Xing Sun, and Yang Liu. 2021. Learning with instance-dependent label noise: A sample sieve approach. In *ICLR*.
- Jacob Devlin, Ming-Wei Chang, Kenton Lee, and Kristina Toutanova. 2019. Bert: Pre-training of deep bidirectional transformers for language understanding. In *Proceedings of the 2019 Conference of the North American Chapter of the Association for Computational Linguistics: Human Language Technologies, Volume 1 (Long and Short Papers)*, pages 4171–4186.
- Yifan Ding, Liqiang Wang, Deliang Fan, and Boqing Gong. 2018. A semi-supervised two-stage approach to learning from noisy labels. In *2018 IEEE Winter Conference on Applications of Computer Vision (WACV)*, pages 1215–1224. IEEE.
- Lei Feng, Senlin Shu, Zhuoyi Lin, Fengmao Lv, Li Li, and Bo An. 2021. Can cross entropy loss be robust to label noise? In *Proceedings of the Twenty-Ninth International Conference on International Joint Conferences on Artificial Intelligence*, pages 2206–2212.
- Siddhant Garg, Goutham Ramakrishnan, and Varun Thumbe. 2021. Towards robustness to label noise in text classification via noise modeling. In *Proceedings of the 30th ACM International Conference on Information & Knowledge Management*, pages 3024–3028.
- Aritra Ghosh, Himanshu Kumar, and PS Sastry. 2017. Robust loss functions under label noise for deep neural networks. In *Proceedings of the AAAI Conference on Artificial Intelligence*, volume 31.
- Jacob Goldberger and Ehud Ben-Reuven. 2016. Training deep neural-networks using a noise adaptation layer.
- Melody Guan, Varun Gulshan, Andrew Dai, and Geoffrey Hinton. 2018. Who said what: Modeling individual labelers improves classification. In *Proceedings of the AAAI Conference on Artificial Intelligence*, volume 32.
- Antonio Gulli. 2005. The anatomy of a news search engine. In *Special interest tracks and posters of the 14th international conference on World Wide Web*, pages 880–881.
- Bo Han, Quanming Yao, Xingrui Yu, Gang Niu, Miao Xu, Weihua Hu, Ivor Tsang, and Masashi Sugiyama. 2018. Co-teaching: Robust training of deep neural networks with extremely noisy labels. *Advances in neural information processing systems*, 31.
- Lu Jiang, Zhengyuan Zhou, Thomas Leung, Li-Jia Li, and Li Fei-Fei. 2018. Mentornet: Learning data-driven curriculum for very deep neural networks on corrupted labels. In *International Conference on Machine Learning*, pages 2304–2313. PMLR.
- Ishan Jindal, Daniel Pressel, Brian Lester, and Matthew Nokleby. 2019. An effective label noise model for dnn text classification. In *Proceedings of the 2019 Conference of the North American Chapter of the Association for Computational Linguistics: Human Language Technologies, Volume 1 (Long and Short Papers)*, pages 3246–3256.
- Edwin M Knox and Raymond T Ng. 1998. Algorithms for mining distancebased outliers in large datasets. In *Proceedings of the international conference on very large data bases*, pages 392–403. Citeseer.
- Junnan Li, Richard Socher, and Steven CH Hoi. 2020. Dividemix: Learning with noisy labels as semi-supervised learning. *arXiv preprint arXiv:2002.07394*.
- Xin Li and Dan Roth. 2002. Learning question classifiers. In *COLING 2002: The 19th International Conference on Computational Linguistics*.
- Xiaobo Liang, Lijun Wu, Juntao Li, Yue Wang, Qi Meng, Tao Qin, Wei Chen, Min Zhang, Tie-Yan Liu, et al. 2021. R-drop: regularized dropout for neural networks. *Advances in Neural Information Processing Systems*, 34.
- Sheng Liu, Jonathan Niles-Weed, Narges Razavian, and Carlos Fernandez-Granda. 2020a. Early-learning regularization prevents memorization of noisy labels. *Advances in neural information processing systems*, 33:20331–20342.
- Sheng Liu, Chhavi Yadav, Carlos Fernandez-Granda, and Narges Razavian. 2020b. On the design of convolutional neural networks for automatic detection of alzheimer’s disease. In *Machine Learning for Health Workshop*, pages 184–201. PMLR.
- Andrew Maas, Raymond E Daly, Peter T Pham, Dan Huang, Andrew Y Ng, and Christopher Potts. 2011. Learning word vectors for sentiment analysis. In *Proceedings of the 49th annual meeting of the association for computational linguistics: Human language technologies*, pages 142–150.
- Curtis Northcutt, Lu Jiang, and Isaac Chuang. 2021. Confident learning: Estimating uncertainty in dataset labels. *Journal of Artificial Intelligence Research*, 70:1373–1411.
- David Rolnick, Andreas Veit, Serge Belongie, and Nir Shavit. 2017. Deep learning is robust to massive label noise. *arXiv preprint arXiv:1705.10694*.
- Kwangcheol Shin, Ajith Abraham, and SangYong Han. 2006. Enhanced centroid-based classification technique by filtering outliers. In *International Conference on Text, Speech and Dialogue*, pages 159–163. Springer.
- Nitish Srivastava, Geoffrey Hinton, Alex Krizhevsky, Ilya Sutskever, and Ruslan Salakhutdinov. 2014. Dropout: a simple way to prevent neural networks from overfitting. *The journal of machine learning research*, 15(1):1929–1958.

- Hongzhi Wang, Mohamed Jaward Bah, and Mohamed Hammad. 2019a. Progress in outlier detection techniques: A survey. *Ieee Access*, 7:107964–108000.
- Yisen Wang, Xingjun Ma, Zaiyi Chen, Yuan Luo, Jinfeng Yi, and James Bailey. 2019b. Symmetric cross entropy for robust learning with noisy labels. In *Proceedings of the IEEE/CVF International Conference on Computer Vision*, pages 322–330.
- Pengxiang Wu, Songzhu Zheng, Mayank Goswami, Dimitris Metaxas, and Chao Chen. 2020. A topological filter for learning with label noise. *Advances in neural information processing systems*, 33:21382–21393.
- Xiaobo Xia, Tongliang Liu, Bo Han, Chen Gong, Nannan Wang, Zongyuan Ge, and Yi Chang. 2020. Robust early-learning: Hindering the memorization of noisy labels. In *International Conference on Learning Representations*.
- Yilun Xu, Peng Cao, Yuqing Kong, and Yizhou Wang. 2019. L_{dmi}: A novel information-theoretic loss function for training deep nets robust to label noise. In *NeurIPS*, pages 6222–6233.
- Soyoung Yoon, Gyuwan Kim, and Kyumin Park. 2021. Ssmix: Saliency-based span mixup for text classification. In *Findings of the Association for Computational Linguistics: ACL-IJCNLP 2021*, pages 3225–3234.
- Xingrui Yu, Bo Han, Jiangchao Yao, Gang Niu, Ivor Tsang, and Masashi Sugiyama. 2019. How does disagreement help generalization against label corruption? In *International Conference on Machine Learning*, pages 7164–7173. PMLR.
- Chiyuan Zhang, Samy Bengio, Moritz Hardt, Benjamin Recht, and Oriol Vinyals. 2021. Understanding deep learning (still) requires rethinking generalization. *Communications of the ACM*, 64(3):107–115.
- Hongyi Zhang, Moustapha Cisse, Yann N Dauphin, and David Lopez-Paz. 2018. mixup: Beyond empirical risk minimization. In *International Conference on Learning Representations*.
- Min Zhang and Juntao Li. 2021. A commentary of gpt-3 in mit technology review 2021. *Fundamental Research*, 1(6):831–833.
- Zhilu Zhang and Mert R Sabuncu. 2018. Generalized cross entropy loss for training deep neural networks with noisy labels. In *32nd Conference on Neural Information Processing Systems (NeurIPS)*.
- Jingbo Zhu, Huizhen Wang, Tianshun Yao, and Benjamin K Tsou. 2008. Active learning with sampling by uncertainty and density for word sense disambiguation and text classification. In *Proceedings of the 22nd International Conference on Computational Linguistics (Coling 2008)*, pages 1137–1144.
- Barret Zoph, Golnaz Ghiasi, Tsung-Yi Lin, Yin Cui, Hanxiao Liu, Ekin Dogus Cubuk, and Quoc Le. 2020. Rethinking pre-training and self-training. *Advances in neural information processing systems*, 33:3833–3845.