

Stackelberg POMDP: A Reinforcement Learning Approach for Economic Design

Gianluca Brero^{*1}, Alon Eden^{*2}, Darshan Chakrabarti³, Matthias Gerstgrasser⁴, Amy Greenwald⁵, Vincent Li⁶, and David C. Parkes⁷

¹Data Science Initiative, Brown University

²School of Computer Science and Engineering, Hebrew University of Jerusalem

³Department of Industrial Engineering and Operations Research, Columbia University

⁵Department of Computer Science, Brown University

^{4,6,7}John A. Paulson School of Engineering and Applied Sciences, Harvard University

^{1,5}{gianluca.brero, amy.greenwald}@brown.edu

²alon.eden@mail.huji.ac.il

³dc3595@columbia.edu

^{4,7}{matthias, parkes}@g.harvard.edu

⁶vincentli@college.harvard.edu

July 22, 2024

Abstract

We introduce a reinforcement learning framework for economic design where the interaction between the environment designer and the participants is modeled as a Stackelberg game. In this game, the designer (leader) sets up the rules of the economic system, while the participants (followers) respond strategically. We integrate algorithms for determining followers’ response strategies into the leader’s learning environment, providing a formulation of the leader’s learning problem as a POMDP that we call the *Stackelberg POMDP*. We prove that the optimal leader’s strategy in the Stackelberg game is the optimal policy in our Stackelberg POMDP under a limited set of possible policies, establishing a connection between solving POMDPs and Stackelberg games. We solve our POMDP under a limited set of policy options via the centralized training with decentralized execution framework. For the specific case of followers that are modeled as no-regret learners, we solve an array of increasingly complex settings, including problems of indirect mechanism design where there is turn-taking and limited communication by agents. We demonstrate the effectiveness of our training framework through ablation studies. We also give convergence results for no-regret learners to a Bayesian version of a coarse-correlated equilibrium, extending known results to correlated types.

1 Introduction

A digital transformation is turning markets into algorithmic platforms that make use of complex mechanisms to facilitate the matching of supply and demand. Examples include Amazon’s marketplace, Uber, GrubHub, and AirBnB. These market platforms allow for an unprecedented level of control over mechanisms for

^{*}These authors contributed equally to this work. This is the extended version of Brero et al. [2021a], which was presented at the ICML Workshop for Reinforcement Learning Theory (ICML 2021).

matching and pricing. However, *mechanism design*—the engineering side of economic theory—does not always provide enough guidance in regard to how to design these markets to achieve properties of interest, such as economic efficiency or other specific objectives.

Mechanism design theory has mainly focused on *direct revelation mechanisms*, where participants directly report their preferences and in an incentive-aligned way. While in theory this is without loss of generality due to the *revelation principle* [Laffont and Tirole, 1993], in practice most mechanisms deployed on market platforms are *indirect*—participants respond to product choices and prices, and do not communicate directly about their preferences. This emphasis on indirect mechanisms gives rise to the need to consider the behaviors of agents that is induced by the rules of a mechanism: no longer can one simply look for direct mechanisms in which it is incentive compatible to make truthful reports of preferences. Rather, we need to ask, for example, how agents will make use of simpler messaging schemes and respond to an array of products and prices.

This problem of indirect mechanism design can be modeled as one of finding an optimal leader strategy in a *Stackelberg game*. In this game, the strategy of the leader corresponds to a commitment to the rules of the mechanism that is used for pricing and allocation, and the followers correspond to the market participants who respond to the induced economic environment. We introduce a new methodology for finding optimal leader strategies in complex Stackelberg games, demonstrating how it can be applied to economic scenarios capturing many aspects of indirect mechanisms, including communication, multi-round interaction, and uncertainty regarding participants’ types.

Stackelberg games have been widely studied in computer science, with applications to security [Sinha et al., 2018], wildlife conservation [Fang et al., 2016], and taxation policies [Zhou et al., 2019, Wang, 1999], among others. Much of the research has focused on solving these games in simple settings, such as those with a single follower [Conitzer and Sandholm, 2006, e.g.], complete information settings where followers move simultaneously [Basilico et al., 2017, e.g.], or settings where the leader’s strategies can be enumerated and optimized via bandit approaches [Bai et al., 2021, e.g.]. A more recent research thread [Zhang et al., 2023a,b] focused on designing payment schemes that steer no-regret-learning agents to play desirable equilibria in extensive-form games.

Our work differs by considering multi-round games with incomplete information, where the leader’s interventions involve not only monetary compensation but also soliciting bids and allocating items.¹ We approach this by treating these interventions as *policies* and refining them using *reinforcement learning* techniques. Furthermore, we don’t restrict the followers to just adapting via no-regret algorithms in response to the leader’s strategy. Our framework is broader, allowing for various follower behavior models, including those emulating human behavior through inverse reinforcement learning [Arora and Doshi, 2021].

Formally, we model our settings as *Stackelberg Partially Observable Markov Games*, where the leader commits to a strategy, and the followers respond to this commitment. The partial observability in these games arises from the followers’ private types. To our knowledge, this work is the first to provide a framework that supports a proof of convergence to a Stackelberg policy in Partially Observable Markov Games (POMGs).² We achieve this result through the suitable construction of a single-agent leader learning problem integrating the behavior of the followers, in learning to adapt to the leader’s strategy, into the leader’s learning environment.

The learning method that we develop for solving for the Stackelberg leader’s policy in POMGs works for any model of followers in which they learn to respond to the leader’s policy by interacting with the leader’s policy across trajectories of states sampled from the POMG. We refer to these follower algorithms as *policy-interactive learning algorithms*. Our insight is that since the followers’ policy-interactive learning

¹In one of our scenarios, the leader’s task involves generating a game that allows for communication between a mechanism and agents, where the semantics of this communication arises from the strategic response of followers, and where the order with which agents participate in the market and the prices they see depends, through the rules of the mechanism, on this communication.

²Zhong et al. [2021] support convergence to an optimal leader strategy in POMGs, but they restrict their followers to be myopic.

algorithms adapt to a leader’s strategy by taking actions in game states, we can incorporate these algorithms into a carefully constructed POMDP representing the leader’s learning problem. In this POMDP, the policy’s actions determine the followers’ response (indirectly through the interaction of the leader’s policy with the followers’ learning algorithms) and in turn the reward to the leader. This idea allows us to establish a connection between solving POMDPs and solving Stackelberg games: we prove that the optimal policy in our POMDP under a limited set of policy options is the optimal Stackelberg leader strategy for the given model of follower behavior. We handle learning under limited policy options via a novel use of actor-critic algorithms based on centralized training and decentralized execution [Lowe et al., 2017, see, e.g.,].

With this general result in place, we give algorithmic results for a model of followers as *no-regret learners*, and demonstrate the robustness and flexibility of the resulting Stackelberg POMDP by evaluating it across an array of increasingly complex settings.

Further related work. The Stackelberg POMDP framework introduced in the present paper has been further explored in subsequent studies. In Brero et al. [2022], Stackelberg POMDP is utilized for discovering rules for economic platforms that mitigate collusive behavior among pricing agents employing Q-learning algorithms. Gerstgrasser and Parkes [2023] have further generalized Stackelberg POMDP to accommodate domain-specific queries for faster followers’ response via meta-learning. However, their work only studied settings with complete information, where followers lack private types. This limitation allowed them to achieve good results without using the centralized training with decentralized execution framework we discuss in this work, as detailed in our experiments section.

2 Preliminaries

We consider a multi-round *Stackelberg game* with $n + 1$ agents: a *leader* (ℓ) and n *followers* (indexed $1, \dots, n$). The leader gains a strategic advantage by committing to an initial strategy, influencing the subsequent choices made by the followers. This early commitment allows the leader to anticipate the followers’ reactions to their chosen strategy.

We formulate our Stackelberg game through the formalism of a *partially observable Markov game* [Hansen et al., 2004] between the leader and the followers:

Definition 2.1 (Partially Observable Markov game). A partially observable Markov game (POMG) \mathcal{G} with k agents (indexed $1, \dots, k$) is defined by the following components:

- A set of states, S , with each state $s \in S$ containing the necessary information on game history to predict the game’s progression based on agents’ actions.
- A set of actions, A_i for each agent $i \in [k]$. The action profile is denoted by $a = (a_1, \dots, a_k) \in A$, where $A = A_1 \times \dots \times A_k$.
- A set of observations, O_i for each agent $i \in [k]$. The agents’ observation profile is denoted $o = (o_1, \dots, o_k) \in O$, where $O = O_1 \times \dots \times O_k$.
- A state transition function, $Tr : S \times A \times S \rightarrow [0, 1]$, which defines the probability of transitioning from one state to another given the current state and action profile: $Tr(s, a, s') = Pr(s'|s, a)$.
- An observation generation rule, $\mathcal{O} : S \times A \times O \rightarrow [0, 1]$, which defines the probability distribution over observations given the current state and action profile: $\mathcal{O}(s, a, o) = Pr(o|s, a)$.
- A reward function, $R_i : S \times A \rightarrow \mathbf{R}$, which maps for each agent $i \in [k]$ the current state and action profile to the immediate reward received by agent i , $R_i(s, a)$.

- A finite time horizon, T .

Each agent i aims to maximize their expected total reward over T steps. Going forward, we use a subscript t with every POMG variable to refer to its value at the t -th step of the game. The history of agent i 's observations at step t is denoted by $h_{i,t} = (o_{i,0}, \dots, o_{i,t})$, while h_i represents a generic history with unspecified time step and H_i is the set of these histories. Agent i 's behavior in the game is characterized by their *policy*, $\pi_i : H_i \rightarrow A_i$, where $\pi_i(h_i)$ is the policy action when observing history h_i .³ We let Π_i be the set of these policies.

Given a policy profile π_I for a subset $I \subset [k]$ of agents in \mathcal{G} , we can define a subgame in \mathcal{G} , denoted \mathcal{G}_{π_I} , for the remaining agents in $[k] \setminus I$:

Definition 2.2 (Subgame of a POMG (Informal Definition, Formal in Appendix)). *Given a POMG \mathcal{G} , a subset I of the agents, and a policy profile π_I for agents in I , we define the subgame POMG, \mathcal{G}_{π_I} , as the game induced among agents $[k] \setminus I$ by policy profile π_I . Actions, rewards, and observations remain the same as in \mathcal{G} , while states are augmented to include policies π_I and observation histories h_I . State transitions in \mathcal{G}_{π_I} are induced by the state transition function in \mathcal{G} , with the actions of the agents in I in \mathcal{G} computed “internally” by the game \mathcal{G}_{π_I} by applying policies π_I on histories h_I .*

We can now formalize our Stackelberg game as follows:

Definition 2.3 (Stackelberg Partially Observable Markov Game). *Let \mathcal{G} be a partially observable Markov game (POMG) involving a leader ℓ and n followers. We define the Stackelberg POMG $\mathcal{S}_{\mathcal{G}}$ based on \mathcal{G} as follows:*

- **Leader’s Commitment:** *The leader selects a policy π_{ℓ} within \mathcal{G} .*
- **Induced Subgame:** *The followers play the subgame POMG $\mathcal{G}_{\pi_{\ell}}$, induced by the leader’s committed policy. This results in a state-action trajectory $\tau = (s_0, a_0, \dots, s_{T-1}, a_{T-1})$ within \mathcal{G} .*
- **Leader’s Reward:** *The leader receives a reward $R_{\ell}(\tau) = \sum_{t=0}^{T-1} R_{\ell}(s_t, a_t)$ based on the trajectory τ .*

Given our focus on economic design, in the remainder of this paper we consider Bayesian settings that model standard mechanism design problems. In these settings, when the game begins each follower i privately observes their type θ_i (i.e., $o_{i,0} = \theta_i$), which captures their preferences for the mechanism’s outcomes. The leader, in contrast, begins with an empty initial observation (i.e., $o_{\ell,0} = 0$). We use $\theta = (\theta_1, \dots, \theta_n)$ for the follower type profile and assume that type profiles are drawn from a (possibly correlated) distribution \mathcal{D} .

3 The Leader’s Problem

The leader in a Stackelberg game optimizes their reward by anticipating how the followers will respond to their strategy. In general-sum partially observable Markov games (POMGs), followers can exhibit a wide range of response behaviors. This includes both equilibrium strategies (of which there may be many) and non-equilibrium behaviors, such as the seemingly collusive ones isolated by [Calvano et al. \[2020\]](#) and [Abada and Lambin \[2023\]](#). Our framework accommodates all the possible behaviors that can be learned by the followers within the standard joint environment, i.e., by repeatedly playing the POMG \mathcal{G} against the leader. To formalize this process, we introduce the notion of *policy-interactive response algorithms*, which we define as follows:

³We only consider deterministic policies for simplicity, but our results extend to randomized policies.

Definition 3.1 (Policy-Interactive Response Algorithm). *Given a Stackelberg POMG, \mathcal{S}_G and a leader policy π_ℓ in \mathcal{S}_G , we define a policy-interactive (PI) response algorithm, denoted as Π as the algorithm that determines a behavior function for the followers in the subgame \mathcal{G}_{π_ℓ} by repeatedly playing game \mathcal{G} against π_ℓ . A PI response algorithm consists of the following elements:*

- A set of states, S_b , where each state $s_b = (\pi_{-\ell}, s_b^+) \in S_b$ is comprised of two parts: a policy profile $\pi_{-\ell}$ representing the followers' strategies in \mathcal{G} , and an additional information state s_b^+ utilized for state transitions.
- A state transition function, $Tr_b(s_b, \mathcal{O}, s_b') = Pr(s_b' | s_b, \mathcal{O})$, that defines the probability of transitioning from one state to another. The transition is based on the current state s_b and the outcome \mathcal{O} of game \mathcal{G} played using the follower policies in s_b and the leader's actions queried from π_ℓ .⁴
- A finite time horizon E , corresponding to the total number of game plays run by the algorithm.

As previously done for POMGs, we use subscript e with every variable of our PI algorithm to refer to its value at the e -th game play. Consequently, the final state $s_{b,E}$ of our PI algorithm includes the followers' response policy profile $\pi_{-\ell}^*$, where $\pi_{-\ell}^* = (\pi_1^*, \dots, \pi_n^*)$. To express the leader's problem, we denote the followers' responses using a *behavior function* $\mathcal{B}(\cdot)$. This function takes the leader's strategy π_ℓ as input and returns followers' response strategies $\mathcal{B}(\pi_\ell) = \pi_{-\ell}^*$. We let

$$(\tau_\ell, \tau_{-\ell}^*) = (s_0, (a_{\ell,0}, a_{-\ell,0}^*), \dots, s_{T-1}, (a_{\ell,T-1}, a_{-\ell,T-1}^*))$$

be a *state-action trajectory* in \mathcal{G} generated by π_ℓ and $\mathcal{B}(\pi_\ell)$ and $Pr(\cdot | \pi_\ell, \mathcal{B})$ be the distribution on trajectories. We formulate the leader's problem:

Definition 3.2 (Optimal leader strategy). *Given a Stackelberg POMG, \mathcal{S}_G , and a behavior function $\mathcal{B}(\cdot)$ for the followers in \mathcal{S}_G , the leader's problem is defined as finding a policy that maximizes their expected reward under $\mathcal{B}(\cdot)$:*

$$\pi_\ell^* \in \arg \max_{\pi_\ell \in \Pi_\ell} \mathbb{E}_{(\tau_\ell, \tau_{-\ell}^*) \sim Pr(\cdot | \pi_\ell, \mathcal{B})} \left[\sum_{t=0}^{T-1} R_\ell(s_t, (a_{\ell,t}, a_{-\ell,t}^*)) \right].$$

In the remainder of this paper we assume that our behavior function \mathcal{B} returns *Bayesian Coarse Correlated Equilibria (BCCE)*, which we define in the Appendix. In the Appendix, we also prove that this behavior function can be derived when followers use *no-regret learning algorithms*, extending a result proven by [Hartline et al. \[2015\]](#) to the case of correlated types. We note that BCCEs are equivalent to Coarse-Correlated Equilibria (CCE) when the followers only have one type, i.e., the setting is effectively non-Bayesian. We then instantiate the policy-interactive response algorithm to the *multiplicative-weights algorithm*, which is a specific no-regret learning algorithm. In our Appendix, we show how to formulate the multiplicative-weights algorithm as a PI response algorithm.

We note that our framework can accommodate many behavior functions, as PI response algorithms are quite general. This includes conventional MARL algorithms like multi-agent Q-learning, as well as centralized algorithms such as the Multi-Agent Deep Deterministic Policy Gradient algorithm [[Lowe et al., 2017](#)], and even human-like behaviors derived using inverse RL [[Arora and Doshi, 2021](#)].

⁴For ease of exposition, we only allow PI response algorithms to update their states at the end of gameplays. However, this aspect can be easily generalized to accommodate intra-game updates.

4 Learning an Optimal Leader Policy

In this section, we formulate the Stackelberg leader problem as a single-agent *partially observable Markov decision process (POMDP)*, which we refer to as the *Stackelberg POMDP*. This formulation is the main conceptual contribution of the paper.

Essentially, we integrate our policy interactive response algorithms, which provide the response model of our followers, into the environment of a carefully constructed POMDP. This integration enables us to expose the leader to the impact of their policy on the behavior of followers. We will demonstrate that this single-agent POMDP can be used to derive a solution to the leader problem of Definition 3.2, considering the behavior function corresponding to the final state of the policy-interactive response algorithm employed.

Definition 4.1 (Stackelberg POMDP). *Given a Stackelberg POMG, $\mathcal{S}_{\mathcal{G}}$ and a PI response algorithm Π determining followers' policies $\pi_{-\ell}^*$, the Stackelberg POMDP is constructed as a finite-horizon, episodic POMDP that models the leader's problem, where an episode of the Stackelberg POMDP is divided into two phases:*

1. A **follower response phase**, consisting of $E \cdot T$ steps, during which game $\mathcal{G}_{\pi_{-\ell,e}}$ is played E times against the strategies $\pi_{-\ell,e}$ contained in the states of the Π algorithm. For the Stackelberg POMDP,
 - The state at step $\gamma \leq E \cdot T$, denoted $s_{\mathcal{S},\gamma} = (s_{b,e}, s_t)$, is defined as a tuple comprising the internal algorithm state $s_{b,e}$ of Π , where $e = \lfloor \gamma/T \rfloor$, and the game state s_t at the current game step $t = \gamma \bmod T$. The initial state corresponds to initializing the algorithm state of Π , and sampling the game state according to the distribution on initial game states.
 - The observation at step $\gamma \leq E \cdot T$, denoted $o_{\mathcal{S},\gamma}$, corresponding to the leader's observations in game \mathcal{G} at the current game step $t = \gamma \bmod T$ and during the $e = \lfloor \gamma/T \rfloor$ iteration of gameplay.
 - For any step γ that is not a last step of the game \mathcal{G} , the state transition is induced by rules of game \mathcal{G} , and depends on the action of the leader and the followers in \mathcal{G} , where the actions of the followers are determined by Π . The state transition for a step γ that is the last step of the game \mathcal{G} corresponds to updating the algorithm state of Π and sampling the game state according to the distribution on initial game states.
 - The action at step $\gamma \leq E \cdot T$, denoted $a_{\mathcal{S},\gamma}$, models the action of the leader at the game step $t = \gamma \bmod T$ of the $e = \lfloor \gamma/T \rfloor$ iteration of gameplay, and is determined by the POMDP policy.
 - There is zero reward at every step of the follower response phase (this models zero reward to the leader; the PI response algorithm Π of the followers can make use of the game reward of the followers).
2. A **reward phase**, consisting of T steps, and corresponding to a single play of $\mathcal{G}_{\pi_{-\ell}^*}$, where the followers adopt policies $\pi_{-\ell}^*$ given by the final algorithm state, $s_{b,E}$, of Π . The state, observation, and action are defined as in the follower response phase. For the state transition, the follower actions now depend on the final algorithm state of Π . The reward corresponds to the reward to the leader in game \mathcal{G} at the current game step $t = \gamma \bmod T$.

Figure 1 provides a graphical representation of our Stackelberg POMDP. For concreteness, we detail the application of the Stackelberg POMDP to a specific setting in our experiments in the Appendix.

Before presenting our main result, it is important to highlight that the set Π_{ℓ} of leader's policies in \mathcal{G} is a subset of the set of history-dependent policies in our Stackelberg POMDP. We can now state our key theorem that establishes the connection between finding an optimal policy in our POMDP and solving the leader's Stackelberg problem.

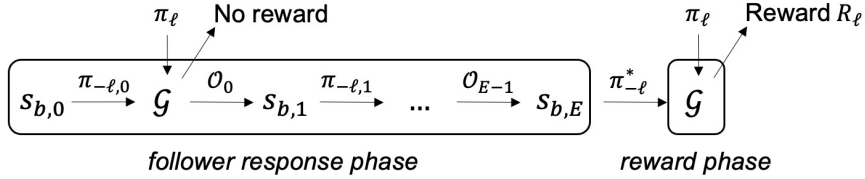


Figure 1: A Stackelberg POMDP episode. The *follower response phase* starts with an initial PI response algorithm state $s_{b,0}$ and corresponding followers’ policies $\pi_{-l,0}$. These policies interact with the leader policy π_l in game \mathcal{G} , leading to a new PI response algorithm state $s_{b,1}$ and corresponding followers’ policies $\pi_{-l,1}$. This process continues until completing E plays of the game with final state $s_{b,E}$, which includes the behavior policies π_{-l}^* . Subsequently, in the reward phase, the game is played one more time against the behavior strategies π_{-l}^* , generating reward R_l .

Theorem 4.1. *Let π_S^* be the optimal policy in our Stackelberg POMDP among the set of leader’s policies Π_l . Then, π_S^* also solves the leader’s Stackelberg problem of Definition 3.2.*

Note that the limitation of our policy space to Π_l prevents us from adopting conventional techniques typically used for solving POMDPs, such as formulating policies over belief states or (sufficient statistics of) histories of observations. This restriction is crucial, as conventional techniques would derive a solution that is inapplicable to the original game \mathcal{G} . Given this limitation, our approach to tackling POMDPs involves a *novel utilization centralized training and decentralized execution training algorithms* [Lowe et al., 2017, see, e.g.]. These algorithms revolve around *actor-critic algorithms* for reinforcement learning. The *critic network* receives the entire state information of the POMDP as input, while the *actor network*, which corresponds to the policy, only interacts with the observable state information. As explained further in the Appendix, this methodology ensures the suitability of our approach to compute the optimal policy in our POMDP. It achieves this by exposing the critic network to a Markovian environment while constraining the learned policy (i.e., the actor network) to use solely the information available during deployment.

5 Applications of Stackelberg POMDP

In this section, we demonstrate the effectiveness of the Stackelberg POMDP learning framework through a series of experiments in economic design settings of increasing complexity (Table 1). The codebase for these experiments is accessible in our publicly available repository [Brero et al., 2024].

We use multiplicative weights for the followers’ model, ensuring convergence to the set of coarse correlated equilibria within the followers’ game. We adopt maximum social welfare as the design goal.

We train the leader’s policy by implementing a centralized training with decentralized execution algorithm based on the Proximal Policy Optimization (PPO) algorithm [Schulman et al., 2017]. Consistent with the literature, we call this variant Multi-Agent PPO (MAPPO) [Lowe et al., 2017]. To implement MAPPO, we start from the PPO algorithm implemented in Stable Baselines3 [Raffin et al., 2021, MIT License] and

Setting	Followers	Bayesian	Followers’ Behavior
Normal form games	Single	No	Best response
Matrix design games	Multiple	No	CCE
Simple allocation mechanism	Single	Yes	Best response
MSPM	Multiple	Yes	BCCE

Table 1: A taxonomy of our experimental settings. We defer non-Bayesian settings to the Appendix.

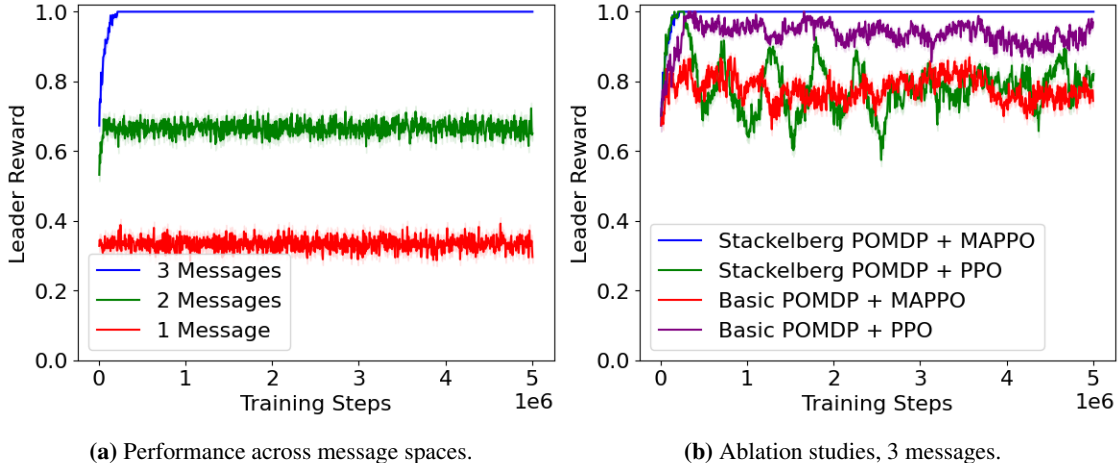


Figure 2: Training curves for Simple Allocation Mechanism, averaged over 25 runs. Standard errors are shown in lighter shades. Optimal welfare corresponds to a leader reward of 1.

modify the network architecture so that the critic network has access to the followers’ internal information. PPO’s default parameters are not modified, except that we do not discount rewards and we decrease the learning rate by a factor 100 in our MSPM experiments to avoid exploding gradients. We also limit our learning to deterministic leader policies to reduce the variance in followers’ responses. This is achieved by maintaining an *observation-action map* throughout each episode. When a new observation is encountered during the episode, the policy chooses an action following the default training behavior and stores this new observation-action pair in the map. Otherwise, the policy uses the action stored in the map.⁵

While training the leader’s policy, we log the rewards arising from the reward phase of a separate Stackelberg POMDP episode, and run this every 10k training steps. These evaluation episodes use the current leader policy, and operate it executing the action with the highest weight given each observation. In the non-Bayesian settings, we run the Stackelberg POMDP for 100 follower response sub-episodes. In the Bayesian settings, we run the Stackelberg POMDP for 300 follower response sub-episodes and sample new types for followers at the beginning of each new game. In the Bayesian settings, we further execute each game several times (up to 100 times for the largest type set) during the reward phase of the Stackelberg POMDP, each time sampling new types. Executing the game multiple times in the reward phase significantly reduces the computation time by avoiding the need to re-run the response phase for different types. With this optimization, each training run completes in under 8 hours using 5 cores on an Intel Xeon Platinum 8268 CPU 2.90GHz.

5.1 Simple Allocation Mechanisms

Before moving to our main experiments, we conduct ablation studies in a simple Bayesian setting. Here, a mechanism allocates one of three items to an agent who is only interested in a single item. Initially, the agent’s preferred item (their type) is chosen randomly. The agent then sends a message, $\mu \in \{1, \dots, m\}$ to the mechanism, which uses this message to allocate an item (i.e., the leader policy maps the message to the allocated item). If the agent receives their desired item, both the mechanism and the agent gain a utility of 1; otherwise, 0. With a single follower, multiplicative-weights converges to a follower best response.

We first test the performance of MAPPO when varying the number of distinct messages that can be sent, m in $\{1, 2, 3\}$. When $m = 1$, the agent cannot communicate, and the mechanism randomly chooses an item,

⁵In general, optimal leader policies can be non-deterministic [e.g., Conitzer and Sandholm, 2006]. In one of our experiments presented in the Appendix, we show that we can also successfully learn optimal non-deterministic policies by modifying the leader’s action space accordingly.

succeeding one third of the time. When $m = 2$, the agent can signal their preferred item one third of the time, increasing expected reward to $0.\bar{6}$. With $m = 3$, the agent signals their type exactly, and the mechanism always achieves maximum reward. As shown in Figure 2a, MAPPO quickly learns these optimal policies.

We then conduct ablation studies for $m = 3$ to illustrate the impact of the key learning components introduced in this paper, i.e.:

- Enhanced leader learning environment incorporating the follower response phase (Stackelberg POMDP): This modification allows the leader to reinforce not only the actions on the “equilibrium” game-play trajectory but also those taken to induce desirable follower responses. We contrast Stackelberg POMDP with the *Basic POMDP*, obtained by including the followers’ response strategies in the environment of the partially observable Markov game.
- Centralized training with decentralized execution framework (MAPPO): This training algorithm exposes the critic network in PPO to a stationary environment, aiding its learning process.

Figure 2b demonstrates the criticality of both components for achieving optimal performance. When either component is omitted, performance deteriorates, with the desired item being allocated only 80% of the time on average. Specifically:

- Basic POMDP with MAPPO: We hypothesize that the suboptimal performance is primarily due to the critic’s inability to leverage the followers’ internal information, owing to the absence of the response phase. To support this hypothesis, we also implemented plain PPO (where the critic does not access internal follower information) in the basic POMDP, which resulted in improved performance.
- Stackelberg POMDP with PPO: We conjecture that the suboptimal performance is mainly attributed to the critic losing access to the followers’ private types. To further validate this hypothesis, we conducted the same baseline experiment in a non-Bayesian setting (see Appendix). In this setting, Stackelberg POMDP with PPO also achieves optimal, stable performance.

5.2 Sequential Price Mechanisms with Messages

In our final set of experiments, we test our framework in designing *sequential price mechanisms* [Brero et al., 2021b, Sandholm and Gilpin, 2006], extended to include an initial messaging round similar to the simple allocation mechanism. We refer to this environment as *message sequential price mechanisms* (MSPMs).

In this scenario, multiple items are allocated among several agents, each with private valuations (types) for different item bundles. In the initial round, each agent observes their type and communicates a message, $\mu_i \in \{1, \dots, m\}$, to the mechanism. Subsequently, the mechanism visits each agent in turn, possibly in an adaptive order: the mechanism selects an unvisited agent i , and announces a price $p_j \geq 0$ for each item j that has not yet been purchased. Agent i then selects the bundle of items that maximizes their utility given these prices. The objective of the mechanism is to maximize the expected social welfare.

We test settings that generalize those introduced by Agrawal et al. [2020]. These settings involve two agents and a single item, with each agent having $\bar{\theta} > 1$ possible types sampled uniformly at random from the set $\{0, 1/(\bar{\theta} - 1), \dots, 1\}$. When the number of messages m is equal to the number of types $\bar{\theta}$, welfare can be maximized through the well-established Vickrey auction [Klemperer, 2018, e.g.,]. This is achieved by interpreting messages as reported types and visiting the agent reporting the highest type first, offering them the item at a price equal to the second-highest reported type. We investigate whether maximum welfare can still be achieved with fewer messages than types.

Unlike our previous examples that focused on learning quality, we now leverage our learning framework to search for indirect mechanisms, following the established practice for offline mechanism design [Dütting et al., 2024, e.g.,]. Each training run includes an equilibrium verifier, checking if the PI response algorithm’s

Types	Messages	Avg. Welfare Loss (SE)	Optimal Found (%)
3	2	0	100%
4	2	0	100%
5	2	0.009 (0.003)	4%
	3	0.006 (0.005)	40%

Table 2: Performance of learned sequential price mechanisms over 25 runs of up to 100 million steps each. For a description of optimal mechanisms and equilibrium strategies in each scenario, please refer to the Appendix.

final strategy profile is an equilibrium for the current leader policy.⁶ The algorithm reports the welfare-optimal policy among those inducing agent equilibrium (here, multiplicative-weights learns an approximate BCCE in the leader-induced game). To mitigate local optima during training, we design each run to consist of 10 parallel learning processes. These processes operate concurrently for 10 million steps, each initiated with distinct weights.

Table 2 summarizes our results for different types and numbers of messages. Notably, we consistently find optimal mechanisms using fewer messages than the number of types, revealing novel economic designs. These designs effectively utilize the messages sent by the bidders to maximize welfare given the limited communication. In the most complex case, we find mechanisms that always maximize welfare using only 2 messages, even with 5 possible types per agent. These optimal mechanisms with corresponding equilibrium strategies are detailed in the Appendix. Furthermore, even when no optimal mechanism is found, each run reveals approximately welfare-maximizing MSPMs with average welfare losses always below 1%.

6 Conclusion

This paper has introduced a reinforcement learning approach to compute optimal leader strategies in Bayesian Stackelberg games over multiple rounds. Specifically, we can solve for Stackelberg leader strategies when follower behavior types can be instantiated as policy-interactive response algorithms. By integrating these follower algorithms into the leader’s learning environment, we attain the single-agent Stackelberg POMDP, with the useful property that the optimal policy in this single-agent POMDP under a limited set of policy options yields the optimal leader strategy in the original Stackelberg game. We showed how the centralized training with decentralized execution framework can be used to solve POMDPs within this restricted policy space, confirming the necessity of this approach via ablation studies.

As an application of this new framework, we have demonstrated that we can learn optimal policies in the Stackelberg POMDP in environments of increasing complexity, including ones featuring limited communication and turn-taking play by agents. To the best of our knowledge, this is the first use of end-to-end, automated mechanism design for indirect mechanism with strategic agents.

Scaling Stackelberg POMDPs to larger settings is challenged by long response processes, leading to sparse leader rewards. A straightforward and promising approach to address these sparse rewards involves incorporating response steps probabilistically. Alternatively, accelerating the followers’ response process through domain-specific queries could be considered, akin to the meta-learning approach explored by [Gergrasser and Parkes \[2023\]](#).

Looking forward, we believe that the Stackelberg POMDP can be used to develop insights and in turn new theoretical results in regard to the design of market platforms. Indeed, studying the properties of learning

⁶Randomized strategies introduce continuous probabilities, hindering exact equilibria. Our verifier then focuses on deterministic equilibria (maximizing final weights) for efficiency, though this might overlook non-deterministic ones that can be found with more intensive experiments.

algorithms as models of agent behavior is of growing interest to economists, especially considering recent work investigating which learning algorithms can lead to collusive behaviors, such as the studies by [Cartea et al. \[2022\]](#) and [Brown and MacKay \[2023\]](#). For instance, the Stackelberg POMDP framework could assist in classifying followers’ response algorithms based on the type of intervention needed to achieve desired outcomes.

Broader Impact and Limitations. When using simulators to develop AI-based policies, for example to mediate market transactions on platforms, it is important that the data used to build the simulator is representative of the target population. Moreover, the behaviors (and preferences) assumed in training might not reflect the behaviors when deployed, suggesting the importance of continual monitoring to check for assumptions. Additionally, when designing rules for multi-agent systems, it is important to adopt an appropriate design objective. In this paper, we focus on economic welfare, but it should ultimately be up to the relevant stakeholders to determine the best objective.

Acknowledgements

This research is funded in part by Defense Advanced Research Projects Agency under Cooperative Agreement HR00111920029. The content of the information does not necessarily reflect the position or the policy of the Government, and no official endorsement should be inferred. This is approved for public release; distribution is unlimited. The work of G. Brero was also supported by the SNSF (Swiss National Science Foundation) under Fellowship P2ZHP1_191253.

References

- Ibrahim Abada and Xavier Lambin. Artificial intelligence: Can seemingly collusive outcomes be avoided? *Management Science*, 69(9):5042–5065, 2023.
- Shipra Agrawal, Jay Sethuraman, and Xingyu Zhang. On optimal ordering in the optimal stopping problem. In *Proc. EC ’20: The 21st ACM Conference on Economics and Computation*, pages 187–188, 2020.
- Saurabh Arora and Prashant Doshi. A survey of inverse reinforcement learning: Challenges, methods and progress. *Artificial Intelligence*, 297:103500, 2021.
- Yu Bai, Chi Jin, Huan Wang, and Caiming Xiong. Sample-efficient learning of Stackelberg equilibria in general-sum games. In *Advances in Neural Information Processing Systems 34*, pages 25799–25811, 2021.
- Nicola Basilico, Stefano Coniglio, and Nicola Gatti. Methods for finding leader–follower equilibria with multiple followers. *arXiv preprint arXiv:1707.02174*, 2017.
- Gianluca Brero, Darshan Chakrabarti, Alon Eden, Matthias Gerstgrasser, Vincent Li, and David C Parkes. Learning Stackelberg equilibria in sequential price mechanisms. In *Proc. ICML Workshop for Reinforcement Learning Theory*, 2021a.
- Gianluca Brero, Alon Eden, Matthias Gerstgrasser, David C. Parkes, and Duncan Rheingans-Yoo. Reinforcement learning of sequential price mechanisms. In *Thirty-Fifth AAAI Conference on Artificial Intelligence, AAAI*, pages 5219–5227, 2021b.
- Gianluca Brero, Eric Mibuari, Nicolas Lepore, and David C. Parkes. Learning to mitigate AI collusion on economic platforms. *Advances in Neural Information Processing Systems*, 2022.

- Gianluca Brero, Alon Eden, Darshan Chakrabarti, Matthias Gerstgrasser, Amy Greenwald, Vincent Li, and David C. Parkes. StackelbergPOMDP. <https://github.com/GlcBrero/StackelbergPOMDP>, 2024.
- Zach Y Brown and Alexander MacKay. Competition in pricing algorithms. *American Economic Journal: Microeconomics*, 15(2):109–156, 2023.
- Emilio Calvano, Giacomo Calzolari, Vincenzo Denicolo, and Sergio Pastorello. Artificial intelligence, algorithmic pricing, and collusion. *American Economic Review*, 110(10):3267–3297, 2020.
- Álvaro Cartea, Patrick Chang, José Penalva, and Harrison Waldon. Learning to collude: A partial folk theorem for smooth fictitious play. *Available at SSRN*, 2022.
- Vincent Conitzer and Tuomas Sandholm. Computing the optimal strategy to commit to. In *Proceedings 7th ACM Conference on Electronic Commerce (EC-2006)*, pages 82–90, 2006.
- Paul Dütting, Zhe Feng, Harikrishna Narasimhan, David C Parkes, and Sai Srivatsa Ravindranath. Optimal auctions through deep learning: Advances in differentiable economics. *Journal of the ACM*, 71(1):1–53, 2024.
- Fei Fang, Thanh Hong Nguyen, Rob Pickles, Wai Y Lam, Gopalasamy R Clements, Bo An, Amandeep Singh, Milind Tambe, Andrew Lemieux, et al. Deploying PAWS: Field optimization of the protection assistant for wildlife security. In *AAAI*, volume 16, pages 3966–3973, 2016.
- Matthias Gerstgrasser and David C Parkes. Oracles & followers: Stackelberg equilibria in deep multi-agent reinforcement learning. In *International Conference on Machine Learning*, pages 11213–11236. PMLR, 2023.
- Eric A. Hansen, Daniel S. Bernstein, and Shlomo Zilberstein. Dynamic programming for partially observable stochastic games. In *Proceedings of the Nineteenth National Conference on Artificial Intelligence*, pages 709–715. AAAI Press / The MIT Press, 2004.
- Jason Hartline, Vasilis Syrgkanis, and Eva Tardos. No-regret learning in Bayesian games. *Advances in Neural Information Processing Systems*, 28, 2015.
- Paul Klemperer. Auctions: theory and practice. 2018.
- Jean-Jacques Laffont and Jean Tirole. *A theory of incentives in procurement and regulation*. MIT press, 1993.
- Ryan Lowe, Yi Wu, Aviv Tamar, Jean Harb, Pieter Abbeel, and Igor Mordatch. Multi-agent actor-critic for mixed cooperative-competitive environments. In *Advances in Neural Information Processing Systems 30*, pages 6379–6390, 2017.
- Dov Monderer and Moshe Tennenholtz. k-implementation. In *Proceedings of the 4th ACM conference on Electronic Commerce*, pages 19–28, 2003.
- Antonin Raffin, Ashley Hill, Adam Gleave, Anssi Kanervisto, Maximilian Ernestus, and Noah Dormann. Stable-baselines3: Reliable reinforcement learning implementations. *Journal of Machine Learning Research*, 22(268):1–8, 2021.
- Tuomas Sandholm and Andrew Gilpin. Sequences of take-it-or-leave-it offers: Near-optimal auctions without full valuation revelation. In *Proceedings of the fifth international joint conference on Autonomous agents and multiagent systems*, pages 1127–1134, 2006.

- John Schulman, Filip Wolski, Prafulla Dhariwal, Alec Radford, and Oleg Klimov. Proximal policy optimization algorithms. *arXiv preprint arXiv:1707.06347*, 2017.
- Arunesh Sinha, Fei Fang, Bo An, Christopher Kiekintveld, and Milind Tambe. Stackelberg security games: Looking beyond a decade of success. *IJCAI*, 2018.
- Richard S. Sutton and Andrew G. Barto. *Reinforcement Learning: An Introduction*. The MIT Press, 2018. ISBN 978-0262039246.
- You-Qiang Wang. Commodity taxes under fiscal competition: Stackelberg equilibrium and optimality. *American Economic Review*, 89(4):974–981, 1999.
- Brian Hu Zhang, Gabriele Farina, Ioannis Anagnostides, Federico Cacciamani, Stephen Marcus McAleer, Andreas Alexander Haupt, Andrea Celli, Nicola Gatti, Vincent Conitzer, and Tuomas Sandholm. Computing optimal equilibria and mechanisms via learning in zero-sum extensive-form games. *arXiv preprint arXiv:2306.05216*, 2023a.
- Brian Hu Zhang, Gabriele Farina, Ioannis Anagnostides, Federico Cacciamani, Stephen Marcus McAleer, Andreas Alexander Haupt, Andrea Celli, Nicola Gatti, Vincent Conitzer, and Tuomas Sandholm. Steering no-regret learners to optimal equilibria. *arXiv preprint arXiv:2306.05221*, 2023b.
- Haifeng Zhang, Weizhe Chen, Zeren Huang, Minne Li, Yaodong Yang, Weinan Zhang, and Jun Wang. Bi-level actor-critic for multi-agent coordination, 2019.
- Han Zhong, Zhuoran Yang, Zhaoran Wang, and Michael I Jordan. Can reinforcement learning find Stackelberg-Nash equilibria in general-sum markov games with myopic followers? *arXiv preprint arXiv:2112.13521*, 2021.
- Dequn Zhou, Yunfei An, Donglan Zha, Fei Wu, and Qunwei Wang. Would an increasing block carbon tax be better? A comparative study within the Stackelberg game framework. *Journal of environmental management*, 235:328–341, 2019.

A Formal Definition of Subgame of a POMG

Definition A.1 (Subgame of a POMG). *Given a POMG \mathcal{G} , a subset I of the agents in \mathcal{G} , and a policy profile π_I for agents in I , we define the subgame POMG, \mathcal{G}_{π_I} , as the POMG among agents in $[k] \setminus I$ where:*

- Each state s_{π_I} is formed by enhancing a state s of \mathcal{G} with policies π_I and observation histories h_I : $s_{\pi_I} = (s, \pi_I, h_I)$.
- The action of each agent $i \in [k] \setminus I$, $a_{\pi_I, i}$, remains unchanged from the original game: $a_{\pi_I, i} = a_i$ for all $i \in [k] \setminus I$.
- The observation of each agent $i \in [k] \setminus I$, $o_{\pi_I, i}$, is also the same as in the original game: $o_{\pi_I, i} = o_i$ for all $i \in [k] \setminus I$.
- The state transition function $Tr_{\pi_I}(s_{\pi_I}, a_{\pi_I}, s'_{\pi_I})$ corresponds to the state transition function in \mathcal{G} , with the actions of agents in I computed using the observation histories and policies in the state. Formally, given $s_{\pi_I} = (s, \pi_I, h_I)$, a_{π_I} , and $s'_{\pi_I} = (s', \pi_I, h'_I)$, we let $a = (a_{\pi_I}, \pi_I(h_I))$, and $Tr_{\pi_I}(s_{\pi_I}, a_{\pi_I}, s'_{\pi_I})$ is equal to $Tr(s, a, s')$ if h'_I is h_I augmented with new observations generated in s' , and zero otherwise.
- The observation generation rule $\mathcal{O}_{\pi_I}(s_{\pi_I}, a_{\pi_I}, o_{\pi_I})$, with $s_{\pi_I} = (s, \pi_I, h_I)$, corresponds to the marginal distribution of the agents' observations o_i , $i \in [k] \setminus I$, given the observation generation rule $\mathcal{O}(s, a, o)$ in \mathcal{G} with state s and action $a = (a_{\pi_I}, \pi_I(h_I))$.
- The reward of each agent i , $R_{\pi_I, i}(s_{\pi_I}, a_{\pi_I})$, where $s_{\pi_I} = (s, \pi_I, h_I)$, is the reward in \mathcal{G} , $R_i(s, a)$, where $a = (a_{\pi_I}, \pi_I(h_I))$.
- The time horizon T_{π_I} is the same as the time horizon T in the original game \mathcal{G} .

B Optimal Policy in Stackelberg POMDP

Theorem 4.1. *Let $\pi_{\mathcal{S}}^*$ be the optimal policy in our Stackelberg POMDP among the set of leader's policies $\Pi_{\mathcal{L}}$. Then, $\pi_{\mathcal{S}}^*$ also solves the leader's Stackelberg problem of Definition 3.2.*

Proof. Let $\Pi_{\mathcal{S}}$ denote the set of leader policies in our Stackelberg POMDP and $\pi_{\mathcal{S}}$ be one of these policies. Let $\tau_{\mathcal{S}} \sim Pr(\cdot | \pi_{\mathcal{S}})$ denote a state-action trajectory determined by executing policy $\pi_{\mathcal{S}}$ in the Stackelberg POMDP. The optimal policy $\pi_{\mathcal{S}}^*$ in Stackelberg POMDP solves

$$\pi_{\mathcal{S}}^* \in \arg \max_{\pi_{\mathcal{S}} \in \Pi_{\mathcal{S}}} \mathbb{E}_{\tau_{\mathcal{S}} \sim Pr_{\mathcal{S}}(\cdot | \pi_{\mathcal{S}})} \left[\sum_{\gamma=E \cdot T}^{(E+1) \cdot T - 1} R_{\mathcal{S}}(s_{\mathcal{S}, \gamma}, a_{\mathcal{S}, \gamma}) \right], \quad (1)$$

recognizing $R_{\mathcal{S}}(s_{\mathcal{S}, \gamma}, a_{\mathcal{S}, \gamma}) = 0$ for $\gamma < E \cdot T$. In the reward phase, the state transitions are dictated by the transitions of $\mathcal{G}_{\pi_{-\ell}^*}$, which represent the state transitions in \mathcal{G} using the followers' actions derived from $\pi_{-\ell}^*$ (as defined in Definition 2.2). Thus, for steps $\gamma \geq E \cdot T$, the reward function $R_{\mathcal{S}}(s_{\mathcal{S}, \gamma}, a_{\mathcal{S}, \gamma})$ is equivalent to $R_{\ell}(s_t, (a_{\ell, t}, a_{-\ell, t}^*))$, where $a_{-\ell, t}^*$ represents the actions of the followers according to the response strategy $\pi_{-\ell}^*$. We let $t = \gamma - E \cdot T$ and reformulate (1) as

$$\pi_{\mathcal{S}}^* \in \arg \max_{\pi_{\mathcal{S}} \in \Pi_{\mathcal{S}}} \mathbb{E}_{(\tau_{\ell}, \tau_{-\ell}^*) \sim Pr(\cdot | \pi_{\mathcal{S}}, \mathcal{B})} \left[\sum_{t=0}^{T-1} R_{\ell}(s_t, (a_{\ell, t}, a_{-\ell, t}^*)) \right]. \quad (2)$$

We conclude by noticing that, if we restrict the set of leader’s policies considered in equation (2) to Π_ℓ , we obtain the leader’s Stackelberg problem in Definition 3.2. \square

C Learning an Optimal Policy in Stackelberg POMDP

In this section we show how we can use policy gradient methods [Sutton and Barto, 2018, chapter 13] to optimize Stackelberg POMDP policies within the set Π_ℓ of the leader policies in a POMG \mathcal{G} . As we described in the main paper, these policies map histories of game observations to leader actions in our game. In line with our offline design principles, our policy gradient methods assume access to full POMDP states during training (including followers’ strategies and observations) but learn policies that only require leader observations to determine their actions. This technique is a variant of the centralized training decentralized execution approach [Lowe et al., 2017, see e.g.].

We first consider a parameterized policy $\pi_{S,\theta}$ and let $J(\theta)$ be the objective in Equation (2) under this generic policy, i.e.,

$$J(\theta) = \mathbb{E}_{\tau_S \sim Pr_S(\cdot|\pi_{S,\theta})} \left[\sum_{\gamma=0}^{\bar{T}} R_S(s_{S,\gamma}, a_{S,\gamma}) \right],$$

where $\bar{T} = (E + 1) \cdot T - 1$ and $\tau_S = (s_{S,0}, o_{S,0}, a_{S,0}, \dots, s_{S,\bar{T}}, o_{S,\bar{T}}, a_{S,\bar{T}})$ is a trajectory of states, observations, and actions in our POMDP. We have that

$$Pr_S(\tau_S|\pi_{S,\theta}) = Pr_S(s_{S,0}) \left(\prod_{\gamma=0}^{\bar{T}-1} \pi_{S,\theta}(a_{S,\gamma}|h_{\ell,t}) Pr_S(s_{S,\gamma+1}|s_{S,\gamma}, a_{S,\gamma}) \right) \pi_{S,\theta}(a_{S,\bar{T}}|h_{\ell,T-1}).$$

$$Pr_S(\tau_S|\pi_{S,\theta}) = Pr_S(s_{S,0}) \left(\prod_{\gamma=0}^{\bar{T}-1} \pi_{S,\theta}(a_{S,\gamma}|h_{\ell,t}) Pr_S(s_{S,\gamma+1}|s_{S,\gamma}, a_{S,\gamma}) \right) \pi_{S,\theta}(a_{S,\bar{T}}|h_{\ell,T-1}).$$

where $t = \gamma \bmod T$ and $h_{\ell,t}$ is the history of game observations after t steps of the $\lfloor \gamma/T \rfloor$ game-play in our Stackelberg POMDP episode. The gradient of $J(\theta)$ with respect to θ can be expressed as

$$\begin{aligned} \nabla_\theta J(\theta) &= \mathbb{E}_{\tau_S \sim Pr_S(\cdot|\pi_S)} \left[\nabla_\theta \log Pr_S(\tau_S|\pi_{S,\theta}) \left(\sum_{\gamma=0}^{\bar{T}} R_S(s_{S,\gamma}, a_{S,\gamma}) \right) \right] \\ &= \mathbb{E}_{\tau_S \sim Pr_S(\cdot|\pi_S)} \left[\sum_{\gamma=0}^{\bar{T}} \nabla_\theta \log \pi_{S,\theta}(a_{S,\gamma}|h_{\ell,t}) \left(\sum_{\gamma=0}^{\bar{T}} R_S(s_{S,\gamma}, a_{S,\gamma}) \right) \right] \\ &= \mathbb{E}_{\tau_S \sim Pr_S(\cdot|\pi_S)} \left[\sum_{\gamma=0}^{\bar{T}} \nabla_\theta \log \pi_{S,\theta}(a_{S,\gamma}|h_{\ell,t}) \left(\sum_{\gamma'=\gamma}^{\bar{T}} R_S(s_{S,\gamma'}, a_{S,\gamma'}) \right) \right], \end{aligned}$$

where the last equality follows since future actions do not affect past rewards in a POMDP. $\nabla_\theta J(\theta)$ is approximated by sampling m different trajectories $\tau_{S,1}, \dots, \tau_{S,m}$:

$$\nabla_\theta J(\theta) \approx \frac{1}{m} \sum_{k=1}^m \sum_{\gamma=0}^{\bar{T}} \nabla_\theta \log \pi_{S,\theta}(a_{S,\gamma}^k | h_{\ell,t}^k) \left(\sum_{\gamma'=\gamma}^{\bar{T}} R_S(s_{S,\gamma'}^k, a_{S,\gamma'}^k) \right).$$

Algorithm 1: Iterative No Regret Dynamics

- 1 **parameters:** number of iterations M ;
 - 2 **repeat** M **times**
 - 3 Sample type profile $\theta = (\theta_1, \dots, \theta_n)$ from distribution \mathcal{D} ;
 - 4 Each agent i simultaneously and independently chooses an action $a_i \in A_i$ using a no-regret algorithm that is specific for type θ_i ;
 - 5 Each agent i obtains payoff $R_i(\theta_i, a)$ and updates its strategy by feeding the no-regret algorithm with reward $R_i(\theta_i, (a'_i, a_{-i}))$ for every $a'_i \in A_i$.
 - 6 **end**
-

One problem with this approach is that its gradient approximation has high variance as its value depends on sampled trajectories. A common solution is to replace each term $\sum_{\gamma=0}^{\bar{T}} R_{\mathcal{S}}(s_{\mathcal{S},\gamma}^k, a_{\mathcal{S},\gamma}^k)$ with $Q(s_{\mathcal{S},\gamma}^k, a_{\mathcal{S},\gamma}^k)$, where

$$Q(s_{\mathcal{S}}, a_{\mathcal{S}}) = \mathbb{E}_{s'_{\mathcal{S}} \sim Pr_{\mathcal{S}}(\cdot | s_{\mathcal{S}}, a_{\mathcal{S}})} [R_{\mathcal{S}}(s_{\mathcal{S}}, a_{\mathcal{S}}) + \mathbb{E}_{a'_{\mathcal{S}} \sim \pi_{\mathcal{S},\theta}(a_{\mathcal{S}}, h_t)} [Q(s'_{\mathcal{S}}, a'_{\mathcal{S}})]]$$

is the “critic”. Note that $Q(s_{\mathcal{S}}, a_{\mathcal{S}})$ can be accessed at training time as we have access to the full state of the POMDP.

D No-Regret Followers

In this section, we take up a specific kind of policy-interactive response algorithm and show that it leads the followers to the set of Bayesian coarse correlated equilibria.

To simplify the exposition, throughout this section we assume that the POMG $\mathcal{G}_{\pi_{\ell}}$ among the followers consists of a single step ($T = 1$), where each follower i observes its type θ_i and picks an action $a_i \in A_i$, receiving reward $R_i(\theta_i, a)$. Note that even in this single step case, we still need to model the leader’s problem as (multi-step) POMDP because we need to capture followers’ learning dynamics across games.⁷

For the PI response algorithm, we adopt in this application *no-regret dynamics for Bayesian games*, as described by Hartline et al. [2015]. In these dynamics, each agent independently runs a no-regret algorithm for each possible type it might have. At each step, a type profile $\theta = (\theta_1, \dots, \theta_n)$ is sampled from \mathcal{D} , with each agent i simultaneously choosing its actions using the strategy associated with its type θ_i . After observing all other agents’ actions in the game \mathcal{G} , each agent then uses a no-regret algorithm to update its strategy for its type θ_i (see Algorithm 1).

Specifically, we use *multiplicative-weights*, which we describe in the next section. This algorithm maintains an internal state consisting of agent-specific weights assigned to each action for each possible agent type. These weights represent probabilities over actions and are adjusted based on the rewards obtained by the agent during gameplay.

We next introduce the solution concept of *Bayesian Coarse Correlated Equilibrium (BCCE)* [Hartline et al., 2015], which is an extension of the *Coarse Correlated Equilibrium* to Bayesian settings. Importantly, the BCCE arises naturally from no-regret dynamics.

⁷One could reformulate a general POMG \mathcal{G} into a POMG \mathcal{G}' in which the followers only operate in the first step, and where the action they take in this step determines their policy throughout the original game \mathcal{G} . In general, this formulation would lead to POMGs with very large action spaces, but remains tractable in the applications we consider in the present paper. Indeed, in normal form games, matrix design games, and simple allocation mechanisms, followers only operate in one step. In sequential price mechanisms with messages, each follower interacts with the mechanism twice, but the dominant-strategy in the second interaction is to be truthful [Brero et al., 2021b, e.g.,].

Definition D.1 (Bayesian coarse correlated equilibrium). Consider a Bayesian game with n agents, each with type space Θ_i ($\Theta = \times \Theta_i$), action space A_i ($A = \times A_i$), and a payoff function $R_i : \Theta_i \times A_i \rightarrow \mathbf{R}$. Let \mathcal{D} be the joint type distribution, and $\mathcal{D}|_{\theta_i}$ the type distribution of all agents but i , conditioned on agent i having type θ_i . Let $\pi : \Theta \rightarrow A$ be a joint randomized strategy profile that maps the type profile of all agents to an action profile. Strategy profile π is a Bayesian Coarse-Correlated Equilibrium (BCCE) if for every $a_i \in A_i$, and for every $\theta_i \in \Theta_i$, we have

$$\mathbb{E}_{\theta_{-i} \sim \mathcal{D}|_{\theta_i}} [R_i(\pi(\theta), \theta_i)] \geq \mathbb{E}_{\theta_{-i} \sim \mathcal{D}|_{\theta_i}} [R_i((a_i, \pi(\theta)_{-i}), \theta_i)], \quad (3)$$

where $\pi(\theta)_{-i}$ is a mapping from type profile to actions, excluding agent i 's action.

It is noteworthy that in the definition above, agents jointly map their realized types to actions.

This concept of BCCE generalizes many other known solution concepts such as *Mixed Nash Equilibria* and *Bayes-Nash Equilibria*, where $\pi = \prod \pi_i$ and $\pi(\theta) = \prod \pi_i(\theta_i)$, respectfully; that is, each agent chooses an action using a separate strategy π_i , without correlating the action with other agents.

Hartline et al. [2015] prove that the no regret dynamics described in Algorithm 1 converge to a BCCE for the case of independent types. We generalize this convergence result to the case of correlated types.

Theorem D.1. For every type distribution \mathcal{D} , the empirical distribution over the history of actions in the iterative no regret dynamics algorithm for any type profile θ converges to the set of BCCEs. That is, for every \mathcal{D} , i , θ_i , and a_i , we have

$$\lim_{M \rightarrow \infty} \mathbb{E}_{\theta_{-i} \sim \mathcal{D}|_{\theta_i}} [R_i(\pi^{\text{emp}}(\theta), \theta_i)] - \mathbb{E}_{\theta_{-i} \sim \mathcal{D}|_{\theta_i}} [R_i((a_i, \pi^{\text{emp}}(\theta)_{-i}), \theta_i)] \geq 0, \quad (4)$$

where π^{emp} is the empirical distribution after M steps.

Proof. Fix agent i , and a type θ_i . Let $\tau(\theta_i)$ denote the set of time steps at which θ_i is sampled as the type of agent i , $\tau(\theta)$ denote the set of time steps at which θ is sampled as the type profile, and $\tau(\theta, a)$ denote the set of time steps at which θ is sampled and a were the agents' actions. The expected value of agent i with type θ_i when playing the agent's action according to the empirical distribution of actions π^{emp} is:

$$\begin{aligned} \mathbb{E}_{\theta_{-i} \sim \mathcal{D}|_{\theta_i}} [R_i(\pi^{\text{emp}}(\theta), \theta_i)] &= \sum_{\theta_{-i}} Pr[\theta_{-i}] \sum_a Pr[\pi^{\text{emp}}(\theta) = a] R_i(a, \theta_i) \\ &= \sum_{\theta_{-i}} \frac{|\tau(\theta)|}{|\tau(\theta_i)|} \sum_a Pr[\pi^{\text{emp}}(\theta) = a] R_i(a, \theta_i) + \\ &\quad \left(Pr[\theta_{-i}] - \frac{|\tau(\theta)|}{|\tau(\theta_i)|} \right) \sum_a Pr[\pi^{\text{emp}}(\theta) = a] R_i(a, \theta_i). \end{aligned} \quad (5)$$

By the Glivenko-Cantelli Theorem, as $M \rightarrow \infty$, $\left(Pr[\theta_{-i}] - \frac{|\tau(\theta)|}{|\tau(\theta_i)|} \right) \rightarrow 0$. Since it is multiplied by

$$\sum_a Pr[\pi^{\text{emp}}(\theta) = a] R_i(a, \theta_i) \leq \max_{a'} R_i(a', \theta_i),$$

a bounded term, the second summand of Eq. (5) goes to 0 as $M \rightarrow \infty$.

As for the first summand, we have

$$\begin{aligned}
\sum_{\theta_{-i}} \frac{|\tau(\theta)|}{|\tau(\theta_i)|} \sum_a \Pr[\pi^{\text{emp}}(\theta) = a] R_i(a, \theta_i) &= \sum_{\theta_{-i}} \frac{|\tau(\theta)|}{|\tau(\theta_i)|} \sum_a \frac{|\tau(\theta, a)|}{|\tau(\theta)|} R_i(a, \theta_i) \\
&= \left(\sum_{\theta_{-i}} \sum_a |\tau(\theta, a)| R_i(a, \theta_i) \right) / |\tau(\theta_i)| \\
&= \left(\sum_{\theta_{-i}} \sum_a \sum_{\tau \in \tau(\theta)} R_i(a, \theta_i) \cdot 1_{a^\tau = a} \right) / |\tau(\theta_i)| \\
&= \left(\sum_{\theta_{-i}} \sum_{\tau \in \tau(\theta)} \sum_a R_i(a, \theta_i) \cdot 1_{a^\tau = a} \right) / |\tau(\theta_i)| \\
&= \left(\sum_{\theta_{-i}} \sum_{\tau \in \tau(\theta)} R_i(a^\tau, \theta_i) \right) / |\tau(\theta_i)| \\
&= \sum_{\tau \in \tau(\theta_i)} R_i(a^\tau, \theta_i) / |\tau(\theta_i)|.
\end{aligned}$$

Therefore, we can write Eq. (5) as

$$\mathbb{E}_{\theta_{-i} \sim \mathcal{D} | \theta_i} [R_i(\pi^{\text{emp}}(\theta), \theta_i)] = \sum_{\tau \in \tau(\theta_i)} R_i(a^\tau, \theta_i) / |\tau(\theta_i)| + \alpha(M),$$

where $\alpha(M) \rightarrow 0$ as $M \rightarrow \infty$.

By replacing $\pi^{\text{emp}}(\theta)_i$ with an arbitrary fixed action a'_i in the above derivation, we get that

$$\mathbb{E}_{\theta_{-i} \sim \mathcal{D} | \theta_i} [R_i((a'_i, \pi^{\text{emp}}(\theta)_{-i}), \theta_i)] = \sum_{\tau \in \tau(\theta_i)} R_i((a'_i, a_{-i}^\tau), \theta_i) / |\tau(\theta_i)| + \beta(M),$$

where $\beta(M) \rightarrow 0$ as $M \rightarrow \infty$.

Since agent i uses a no-regret algorithm for each type θ_i , we have that for $M \rightarrow \infty$ (which implies $|\tau(\theta_i)| \rightarrow \infty$),

$$\mathbb{E}_{a^1, \dots, a^T} \left[\sum_{\tau \in \tau(\theta_i)} R_i(a^\tau, \theta_i) / |\tau(\theta_i)| \right] \geq \mathbb{E}_{a^1, \dots, a^M} \left[\sum_{\tau \in \tau(\theta_i)} R_i((a'_i, a_{-i}^\tau), \theta_i) / |\tau(\theta_i)| \right] - o(1),$$

for every a'_i , where the expectation is over the randomization of the no regret algorithm. Therefore, we have

Algorithm 2: The Multiplicative-Weights Algorithm

Require: game payoff function R , update parameter ε , number of iterations M

- 1: Initialize weights $w_i[\theta_i][a_i] = 1$ for each agent $i \in [n]$, type $\theta_i \in \Theta_i$, and action $a_i \in A_i$
- 2: **for** M times **do**
- 3: sample valuation profile $\theta = (\theta_1, \dots, \theta_n)$ from distribution \mathcal{D}
- 4: generate action profile $a = (a_1, \dots, a_n)$ where each a_i is sampled with probability $\propto w_i[\theta_i][a_i]$
- 5: **for** each agent $i \in [n]$ **do**
- 6: **for** each action $a'_i \in A_i$ **do**
- 7: update weight $w_i[\theta_i][a'_i] \leftarrow w_i[\theta_i][a'_i] * (1 + \varepsilon)^{r_i}$, where $r_i = R_i(\theta_i, (a'_i, a_{-i}))$
- 8: **end for**
- 9: **end for**
- 10: **end for**

that as $M \rightarrow \infty$,

$$\begin{aligned} \mathbb{E}_{a^1, \dots, a^M} \mathbb{E}_{\theta_{-i} \sim \mathcal{D} | \theta_i} [R_i(\pi^{\text{emp}}(\theta), \theta_i)] &= \mathbb{E}_{a^1, \dots, a^M} \left[\sum_{\tau \in \tau(\theta_i)} R_i(a^\tau, \theta_i) / |\tau(\theta_i)| \right] + \alpha(M) \\ &\geq \mathbb{E}_{a^1, \dots, a^M} \left[\sum_{\tau \in \tau(\theta_i)} R_i((a'_i, a_{-i}^\tau) \theta_i) / |\tau(\theta_i)| \right] \\ &\quad + \alpha(M) - o(1) \\ &= \mathbb{E}_{a^1, \dots, a^M} \mathbb{E}_{\theta_{-i} \sim \mathcal{D} | \theta_i} [R_i((a'_i, \pi^{\text{emp}}(\theta)_{-i}), \theta_i)] \\ &\quad + \alpha(M) - \beta(M) - o(1) \\ &= \mathbb{E}_{a^1, \dots, a^M} \mathbb{E}_{\theta_{-i} \sim \mathcal{D} | \theta_i} [R_i((a'_i, \pi^{\text{emp}}(\theta)_{-i}), \theta_i)] - o(1), \end{aligned}$$

which implies that as $M \rightarrow \infty$, the iterative no-regret dynamics converge to a BCCE. \square

E Multiplicative-Weights Algorithm

In this section, we describe the multiplicative-weights algorithm that we use to update followers' strategies (Algorithm 2). The algorithm has three parameters. The payoff function of the agents (in our case, this is the payoff function of the game induced by a leader's policy π_ℓ), which determines the game played by our agents, a real number $\varepsilon > 0$ controlling the magnitude of the weight updates, and an integer $M > 1$ determining the number of iterations. Each follower i is assigned a weight matrix w_i of size $|\Theta_i|$ by $|A_i|$, where all entries are initialized to 1. The following procedure is repeated M times: First, a type profile $(\theta_1, \dots, \theta_n)$ is sampled from distribution \mathcal{D} . Then, for each follower i an action a_i is sampled according to weights $w_i[\theta_i][a_i]$. Finally, we compute each agent i 's payoffs when choosing any action a'_i , and when the other agents are playing a_{-i} ; we scale each weight $w_i[\theta_i][a'_i]$ accordingly.

F Illustrating the Stackelberg POMDP for the MSPM Problem

In this section, we describe the Stackelberg POMDP for the MSPM setting, and assuming that followers use the multiplicative-weights algorithm (see Algorithm 2).

F.1 Policy Interactive Response Algorithm

We start by describing how to instantiate our multiplicative-weights algorithm as a policy interactive (PI) response algorithm (see Definition 3.1).

- **States:** A generic PI state, denoted as s_b , includes:
 - Each agent i 's weights w_i (Algorithm 2 Line 1),
 - Iteration counter $m \in [M]$ (Algorithm 2 Line 2),
 - The followers' valuation profile θ sampled in Algorithm 2 Line 3,
 - The followers' actions (messages) a (this is message profile μ) sampled in Algorithm 2 Line 4
 - The index i indicating the agent currently undergoing a weights update, and the corresponding action (message) a'_i (this is message μ'_i) under exploration (Algorithm 2 Lines 5-6).

We note that states s_b can be expressed as $s_b = (\pi_{-\ell}, s_b^+)$ since the strategies of the followers, $\pi_{-\ell}$, played during the response phase can be derived by the messages μ , the agent index i , and the message μ'_i under exploration.

- **State transitions:** State transitions are described as follows:
 - The initial response state, $s_{b,0}$, is determined by:
 - * Initializing weights w as an array of all 1s (Algorithm 2, Line 1)
 - * Setting the iteration counter m to 1 (Algorithm 2, Line 2)
 - * Sampling a type profile θ from distribution \mathcal{D} (Algorithm 2, Line 3)
 - * Sampling followers' messages μ from the distribution determined by normalizing the weights w for the types θ (Algorithm 2, Line 4)
 - * Setting the agent index i to zero and message under exploration μ'_i to the first message of agent i (assuming messages are ordered) (Algorithm 2, Lines 5-6)
 - Any state $s_{b,e}$ where $e \bmod \left(\sum_{i \in [n]} |A_i| \right) \neq 0$ (i.e., inside the loop between Lines 5-9 in Algorithm 2) is derived from $s_{b,e-1}$ by updating weight $w_i[\theta_i][\mu'_i]$ using reward r_i from game outcome \mathcal{O} as per Algorithm 2, Line 7, and
 - * Proceeding to the next message under exploration in the loop of Line 6, or
 - * Moving to the next agent in the loop of Line 5 if all messages have been explored.
 - Any state $s_{b,e}$ satisfying $e \bmod \left(\sum_{i \in [n]} |A_i| \right) = 0$ is derived from $s_{b,e-1}$ by:
 - * Resampling the type profile θ and followers' messages μ ,
 - * Reinitializing the agent index i to zero, and
 - * Resetting the message under exploration, μ'_i , to the first message in the list.
- **Time horizon:** The time horizon E is determined by $\sum_{i \in [n]} |A_i| \cdot M$.

F.2 Stackelberg POMDP

Using the PI response algorithm described above, we can describe our Stackelberg POMDP for MSPM as follows:

- **States:** Each state s_S in the Stackelberg POMDP for the MSPM problem comprises of the PI algorithm state s_b and a game state s that includes:

- The types θ of the followers in the current gameplay, which are the same as those in the algorithmic state,
 - The followers’ messages μ_g in the current game play,
 - The partial allocation \mathbf{x} at the current game step, and
 - The residual setting ρ at the current game step (specifying the unvisited agents and unsold items).
- **Observations:** These consist of messages μ_g , partial allocation \mathbf{x} , and the residual setting ρ at the current state.
 - **Actions:** The action of the leader consists of the agent i to be visited, and the prices p to be quoted to this agent, in the upcoming game step.
 - **State transitions and observation generation:** While the PI algorithm states s_b are updated following the description of our PI response algorithm, the game states are updated as described below:
 - **Game initialization:** We then initialize the partial allocation as $\mathbf{x} = \emptyset$ and the residual setting as $\rho = (\mathbf{1}_{n+m})$. Then,
 - * **Followers’ response phase:** If we are in this phase, types θ and in-game messages μ_g are derived from the algorithmic state (with messages μ_g being obtained from messages μ by substituting the message under exploration μ'_i).
 - * **Reward phase:** otherwise, we sample types θ from distribution \mathcal{D} and let μ_g be the equilibrium strategies derived in the response phase (in our implementation, these are derived from the weights in the final algorithmic state).
 - **Game progression:** The game advances for n steps. During each step, the leader policy observes $o = (\mu_g, \mathbf{x}, \rho)$ and takes action (i, p) , where i is the next selected agent and p is the vector of posted prices. Agent i chooses a set of items x that maximize its profit at prices p . The new game state is obtained by adding the bundle x selected by agent i to the previous partial allocation to form a new partial allocation \mathbf{x} , and the items and agent are removed from the residual setting ρ . If there are no more agents to visit (i.e., game ends), game state is restarted as described above. If we are in the reward phase, a **reward** capturing the objective of the designer, for example the social welfare or revenue to the seller, is generated.

G Experiments in Non-Bayesian Settings

G.1 Normal Form Games

We test our approach on complete information, normal form games involving one leader and one follower. In these scenarios, the no-regret learning dynamics lead to follower best responses, and these responses are unique in any Stackelberg equilibrium of the games that we consider.

In a normal-form game, the agent payoffs are specified via a matrix. The leader’s strategy is to choose a row, and as a response, the follower chooses a column. In the randomized variant, the leader’s strategy space is the set of distributions over the rows. In both cases, the follower’s optimal strategy is deterministic; i.e., to choose a single row. We consider the two normal form games from [Zhang et al. \[2019\]](#), namely *Escape* and *Maintain*.

	<i>A</i>	<i>B</i>	<i>C</i>
<i>A</i>	(15, 15)	(10, 10)	(0, 0)
<i>B</i>	(10, 10)	(10, 10)	(0, 0)
<i>C</i>	(0, 0)	(0, 0)	(30, 30)

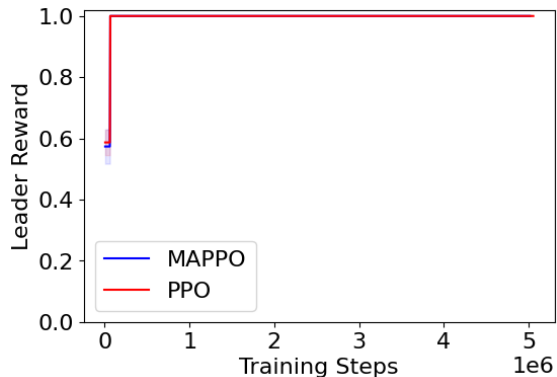


Figure 3: Training curves for *Escape* averaged over 25 runs. Standard errors are displayed in lighter shades. The leader policy is trained using MAPPO or PPO in the Stackelberg POMDP. Rewards are normalized between 0 and 1.

	<i>A</i>	<i>B</i>	<i>C</i>
<i>A</i>	(20, 15)	(0, 0)	(0, 0)
<i>B</i>	(30, 0)	(10, 5)	(0, 0)
<i>C</i>	(0, 0)	(0, 0)	(5, 10)

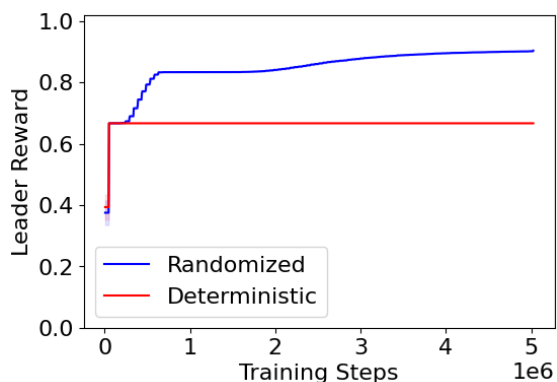


Figure 4: Training curves for *Maintain* averaged over 25 runs. Standard errors are displayed in lighter shades. Results show leader policy training using MAPPO in the Stackelberg POMDP under deterministic and randomized leader policy. Rewards are normalized between 0 and 1.

G.1.1 The *Escape* Game

In this section we give results for the *Escape* game in Zhang et al. [2019] described in Figure 3. Here, the optimal leader action is to play row *C*. Indeed, if the leader chooses *C*, the follower responds with column *C* and both follower and leader realize their maximum payoff. This is also a Nash equilibrium, as is (*A*, *A*) and (*B*, *B*). As we can see from Figure 3, the leader learns to play row *C* immediately, with both MAPPO and PPO used to solve the Stackelberg POMDP.

G.1.2 The *Maintain* Game

Figure 4 describes the *Maintain* game. In *Maintain*, the optimal deterministic leader action is *A*, with the follower responding with action *A* and generating payoff 20 to the leader. This contrasts with the Nash equilibria, which are (*B*, *B*) and (*C*, *C*) (pure), and one in which each player independently mixes on *B* and *C*.

The leader can further improve its payoff by picking a randomized action, and playing *A* with probability $0.25 + \varepsilon$ and *B* with probability $0.75 - \varepsilon$, for some small $\varepsilon > 0$. In this scenario, the follower still maximizes its payoff by playing *A*, and the leader’s expected utility is $27.5 - 10\varepsilon$. In order to accommodate randomized leader strategies, we modify the original POMG \mathcal{G} , letting the leader’s action be an assignment of weights,

	A	B
A	$(3 + p_1^A, 3 + p_2^A)$	$(6, 4)$
B	$(4, 6)$	$(2 + p_1^B, 2 + p_2^B)$

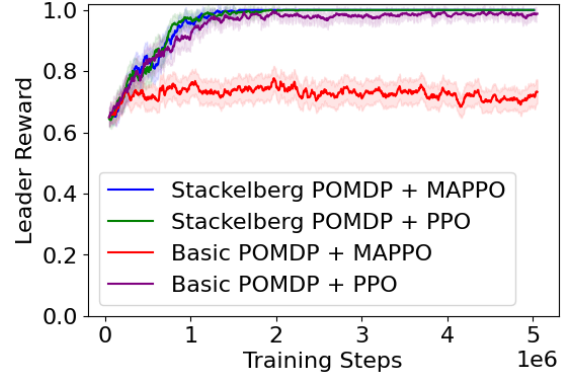


Figure 5: The training curves for the Matrix Design Game, introduced in [Monderer and Tennenholtz \[2003\]](#), illustrate the mean outcomes across 25 simulations. The standard errors are indicated by the lighter shaded areas. The designer’s reward has been normalized to a range of 0 to 1.

one to each row, with these weights selected from the space of non-negative real vectors. The row weights are normalized to obtain probabilities over the action of the leader in the matrix form game.

The results of using Stackelberg POMDP on *Maintain* are given in Figure 4. MAPPO immediately learns to play the optimal strategy when leader actions are deterministic and approximately optimal leader strategy in the randomized scenario.

G.2 Matrix Design Game

In this section, we perform the same ablation studies of Section 5.1 in the *Matrix Design setting* introduced by [Monderer and Tennenholtz \[2003\]](#). Figure 5 illustrates this setting. Here, the leader aims to prevent agents from choosing the same action. The unmodified game has two Nash equilibria, (A, B) and (B, A) that make it hard for followers to coordinate for maximum welfare. To simplify coordination, the leader can offer payments in the diagonal cells, creating desirable dominant strategy equilibria. For instance, by promising a payment of $p_1^A = p_2^B = 4$ for the actions A by agent 1 and B by agent 2, the leader can make (A, B) the sole dominant strategy equilibrium.

Figure 5 shows the performance of the four learning variants introduced in Section 5.1 and derived from applying MAPPO and PPO algorithms in both our Stackelberg POMDP and the Basic POMDP. The results are largely consistent with those in Section 5.1, with the exception of Stackelberg POMDP + PPO, which also performed optimally. As discussed in Section 5.1, we argue that this is because this setting is a complete information setting and followers do not have private types that remain unrevealed to the critic in PPO.

H MSPM Settings: Description and Analyses

In this section, we present one optimal mechanism and its associated equilibrium bidding strategy for each configuration of types and messages within our generalized MSPM setting.

Table 3: Setting with 3 Types and 2 Messages

(a) Best Policy

Bid 1	Bid 2	Round 1	Round 2
0	0	Agent 1, price 0.59	Agent 2, price 0.01
0	1	Agent 2, price 0.64	Agent 1, price 0.25
1	0	Agent 1, price 0.13	Agent 2, price 0.97
1	1	Agent 2, price 0.45	Agent 1, price 0.00

(b) Equilibrium Strategy

Item value	0	0.5	1
Bid agent 1	0	1	1
Bid agent 2	0	0	1

Table 4: Setting with 4 Types and 2 Messages

(a) Best Policy

Bid 1	Bid 2	Round 1	Round 2
0	0	Agent 2, price 0.00	-
0	1	Agent 2, price 0.01	Agent 1, price 1.00
1	0	Agent 1, price 0.00	-
1	1	Agent 1, price 1.00	Agent 2, price 0.52

(b) Equilibrium Strategy

Item value	0	0.33	0.66	1
Bid agent 1	0	1	1	1
Bid agent 2	0	0	1	1

Table 5: Setting with 5 Types and 2 Messages

(a) Best Policy

Bid 1	Bid 2	Round 1	Round 2
0	0	Agent 1, price 0.00	-
0	1	Agent 1, price 0.60	Agent 2, price 0.00
1	0	Agent 1, price 0.00	-
1	1	Agent 2, price 0.53	Agent 1, price 0.43

(b) Equilibrium Strategy

Item value	0	1	2	3	4
Bid agent 1	0	0	1	1	0
Bid agent 2	0	1	1	1	1

Table 6: Setting with 5 Types and 3 Messages

(a) Best Policy

Bid 1	Bid 2	Round 1	Round 2
0	0	Agent 1, price 0.00	-
0	1	Agent 1, price 1.00	Agent 2, price 0.26
0	2	Agent 1, price 0.29	Agent 2, price 0.00
1	0	Agent 1, price 1.00	Agent 2, price 1.00
1	1	Agent 2, price 0.59	Agent 1, price 1.00
1	2	Agent 1, price 0.84	Agent 2, price 0.00
2	0	Agent 1, price 1.00	Agent 2, price 0.26
2	1	Agent 2, price 0.52	Agent 1, price 1.00
2	2	Agent 2, price 1.00	Agent 1, price 1.00

(b) Equilibrium Strategy

Item value	0	0.25	0.5	0.75	1
Bid agent 1	0	0	0	0	0
Bid agent 2	0	2	2	1	1

Table 7: Setting with 6 Types and 3 Messages

(a) Best Policy

Bid 1	Bid 2	Round 1	Round 2
0	0	Agent 1, price 0.06	Agent 2, price 0.28
0	1	Agent 2, price 0.37	Agent 1, price 0.98
0	2	Agent 2, price 0.12	Agent 1, price 0.40
1	0	Agent 2, price 0.62	Agent 1, price 0.22
1	1	Agent 2, price 0.31	Agent 1, price 0.76
1	2	Agent 1, price 0.14	Agent 2, price 0.87
2	0	Agent 1, price 0.25	Agent 2, price 0.69
2	1	Agent 2, price 0.94	Agent 1, price 0.19
2	2	Agent 1, price 0.65	Agent 2, price 0.79

(b) Equilibrium Strategy

Item value	0	0.2	0.4	0.6	0.8	1
Bid agent 1	0	0	1	1	2	2
Bid agent 2	0	2	2	1	1	1