

Two-photon emission in detuned resonance fluorescence

Eduardo Zubizarreta Casalengua

Faculty of Science and Engineering, University of Wolverhampton, Wulfruna St,
Wolverhampton WV1 1LY, UK

Elena del Valle

Departamento de Física Teórica de la Materia Condensada, Universidad Autónoma
de Madrid, 28049 Madrid, Spain

Fabrice P. Laussy

Faculty of Science and Engineering, University of Wolverhampton, Wulfruna St,
Wolverhampton WV1 1LY, UK

Russian Quantum Center, Novaya 100, 143025 Skolkovo, Moscow Region, Russia

E-mail: fabrice.laussy@gmail.com

10 October 2022

Abstract. We discuss two-photon correlations from the side peaks that are formed when a two-level system emitter is driven coherently, with a detuning between the driving source and the emitter (quasi-resonance fluorescence). We do so in the context of the theories of frequency-resolved photon correlations and homodyning, showing that their combination leads to a neat picture compatible with perturbative two-photon scattering that was popular in the early days of quantum electrodynamics. This should help to control, enhance and open new regimes of multiphoton emission. We also propose a way to evidence the quantum coherent nature of the process from photoluminescence only, through the observation of a collapse of the symmetry of the lineshape accompanied by a surge of its intensity of emission. We discuss several of our results in the light of recent experimental works.

1. Introduction: historical developments of resonance fluorescence

Resonance fluorescence is the “drosophila” of quantum optics. It is the simplest yet rich enough problem to capture many of the key considerations on light-matter interaction, including in particular quantization of the light field (the existence of the photon is largely regarded as having been first compellingly demonstrated with resonance fluorescence) up to the riddle of measurements and observations in quantum mechanics. It consists of driving optically a two-level system (e.g., an atomic transition, a spin, a semiconductor exciton, a superconducting qubit, etc.) with a coherent wave that has

the same or a close frequency than that of the spontaneous emission of the emitter. The platform is both of great fundamental interest for the understanding of basic aspects of quantum theory as well as from a technological perspective for its prospects as a quantum emitter, not only as a single-photon source but also in an unsuspected regime of multiphoton emission.

The multiphoton problematic turns out to have been central to theoretical modelling since the early days. As a basic problem of light-matter interaction, the origin of resonance fluorescence goes back to the dawn of quantum electrodynamics (which itself can be dated with Dirac [1]). Pioneering contributions include those of Weisskopf [2, 3], for scattering off the ground and excited state of an atom, respectively. A major and recurrent work still of actuality, in the low-driving regime, is that of Heitler [4] who reported his analysis directly in the 3rd edition of his textbook “the Quantum Theory of Radiation”, in a chapter (absent in previous editions) titled “resonance fluorescence” (§20), where he shows that the lineshape of radiation is provided by the driving source itself as opposed to the natural lineshape of the emitter. His analysis follows in essence from the conservation of energy $\delta(\omega - \omega_L)$ of the scattering process so that each photon from the source gets scattered at the energy with which it impinged on the atom, whence the result. The process is actually not as trivial as it looks, with Heitler already observing that the radiation occurs “as if two independent processes, an absorption and a subsequent emission, took place”, with the atom “remembering” (his term) “before the emission which quantum it has absorbed”. Seen in this way, it is less obvious why the spontaneous emission character of the emitter plays no role. It also brings forward that a two-photon process is involved in this scattering. In fact, as we discuss further below, it turns out to be of central importance for the photon statistics of resonance fluorescence in this low-driving regime [5]: the δ -shaped scattered light itself is uncorrelated and becomes antibunched only if also detecting the weak—but at the two-photon level, essential—inelastic part of the spectrum, that is indeed Lorentzian and originating from multiphoton events. This peak is however very small in intensity as compared to the Rayleigh peak. This led to some confusion in the literature [6, 7] that we hope to have clarified [8] (see also [9]): although the incoherent peak’s contribution vanishes for intensities, they rule the photon-statistics.

Multiphotons are even more prominent at higher driving. In a nonlinear quantum-optics framework, several degenerate photons from the driving source (which we shall from now on refer to as the “laser”) can be redistributed by the emitter at different energies so as to produce a more complex spectral shape, known today to be a triplet with ratio of peak heights 1:3:1 and with a splitting given by the laser intensity. The problem was initially regarded as that of the competition between spontaneous and stimulated emission, with a feeling shared by many theorists of the time that spontaneous emission required quantization of the field for a correct treatment. The exact nature of this spectral shape was the topic of some controversy, in particular it took part in the debates initiated by Jaynes according to whom the light field should not be quantized and his neoclassical theory (relying on a nonlinear feedback from the

radiation field back to the emitter) should be used instead. The neoclassicists were also experts in solving the quantized version of a problem to provide what they assumed were the wrong QED predictions, which is how, famously, the Jaynes–Cummings model [10] arose. In this framework, the quantized version of resonance fluorescence by Stroud [11] (part of Jaynes’ team) but at the one-photon level, led to incorrect results, such as a 1:2:1 ratio of the peaks, in contrast to a semiclassical treatment by Mollow [12] which was not quantizing the light field but obtained, for the first time, the correct lineshape. For this reason, this characteristic result, that was originally referred to as the AC stark effect, became known as the Mollow triplet. Stroud *et al.* mention in their conclusions that their analysis is “incomplete in one important aspect”: the truncation to one-photon emission, while they recognizes that “in the real physical case there will be a cascade emitting many spontaneous-emission photons”. They believed, however, that antibunching would make such successive emissions from a quantized model justifying their approximation. Further support for Stroud *et al.*’s view came from Smithers and Freedhoff [13] who claimed to have included multiphoton effects and yet still arrive at the same (incorrect) result as Stroud, but this was disputed by Carmichael and Walls [14] who observe that in their treatment, “Smithers and Freedhoff have not managed to include true photon cascades but have simply followed a series of sequential one-photon emissions”. Convincingly, by truncating their quantized version to single-photon transitions, Carmichael and Walls show how they downgrade Mollow’s spectrum to one with the same attributes as Stroud. Mollow’s result, it must be emphasized, although not quantizing the light-field, is not part of the neoclassical theory, which treats spontaneous emission as a continuous process as opposed to quantum jumps, leading to still further departures between the various models. The reason why Mollow got the correct result is interesting: ironically, it turns out that the semiclassical model is equivalent to a multiphoton quantized model, and that multiphoton effects are responsible for the lineshape, although this is a single-photon observable. This has been recognized and commented by various people at the time but the most insightful discussion seems to be that of Mollow himself, in his 1975 follow-up paper [15]. He carried on such a fully quantum treatment [15], including multiphoton contributions of all orders, and showed that the *c*-number description of the laser does not spoil the fully-quantum nature of the problem, as long as multiphoton effects are included, corresponding to the back-reaction in Jaynes’ neoclassical theory and to what a modern treatment would qualify as virtual photons, i.e., the atom re-absorbing photons that it has just emitted. In this context, the problem can be described as a scattering one. In the words of Mollow [15] “the individual multiphoton scattering processes [...] are concealed from view, with only their accumulated effect exhibited”. We will come back to this important observation later on. Another key contribution to resonance fluorescence comes from Cohen–Tannoudji [16] and his co-workers [17, 18, 19], who provided both the so-called dressed-atom and a perturbative scattering pictures. From this viewpoint, spontaneous emission is not deemed central but is relegated to a secondary plane. Instead, dressing the atom is considered first, yielding new eigenstates for the system with an exact (all-

order) treatment of the light-matter coupling. Then spontaneous emission is brought back to make the dressed atom cascade down its energy diagram and in this process replacing photons from the laser by fluorescence photons from the atom. This remains the most picturesque way to understand the spectral shape of the Mollow triplet and can also account for a lot, although not all, the phenomenology of correlations between the peaks.

We now turn to the detuned resonance fluorescence, i.e., when the driving laser is close to but not right at the energy of the two-level system. In the earlier treatments, such as from Heitler, exact resonance implied divergence and one of Heitler's inputs was precisely to damp the system [20] so as to arrive to a physical response for exact resonance. In a modern quantum-optical, master equation approach, resonance is actually simpler while off-resonance comes with additional subtleties but also with several advantages. Not least is the fact that detuning helps in splitting the triplet, that remains otherwise identical in shape, with, incidentally, the first neatly resolved Mollow triplet being one out of resonance [21] and if one would be to stick at resonance, it would then be apparently the improved setup of Walthers to have reported the first resonant Mollow triplet, albeit in a conference proceedings [22] (the first report of an even better triplet in a leading journal came however only a few months later [23]). Detuning however also weakens the efficiency of the coupling and what determines whether one is in the Heitler (low-driving) or Mollow (high-driving) regime in this context is an interesting question that we address elsewhere [24]. As was already described by Mollow in his magnum opus [12], when the 2LS is detuned from the laser, one gets a doublet at low driving with a peak centered on the atom and the other peak shifted by twice the detuning, with the Rayleigh-scattered laser sitting in between, that is to say, one always have a triplet in the non-detuned case. This is shown in Fig. 1(e). Here it must be appreciated that the two side peaks are vanishing with $\Omega_\sigma \rightarrow 0$ as compared to the coherent peak in the center, with a ratio $8\Omega_\sigma^2/(\gamma_\sigma^2 + 4\Delta_\sigma^2)$ of their respective intensities: i.e., most of the emission comes from the central peak, just as the case of resonance where the Lorentzian foothill is dwarfed by the Rayleigh peak. Here too, however, two-photon observables, such as photon statistics, are ruled by the interplay of the coherent and incoherent emission [25], regardless of their relative intensities. The only, but striking, difference is that this central incoherent peak has now split in two. With increasing driving, a central incoherent peak grows at the laser position, becoming of identical height when $\Omega_\sigma \approx \Delta_\sigma/\sqrt{2}$ (this becomes exact in the limit γ_σ being much smaller than Δ_σ and Ω_σ) and for higher-still driving converging towards a resonant Mollow triplet, chiefly because detuning now becomes negligible as compared to driving. There is therefore a smooth transition between the various cases [24].

A triplet structure comes with an obvious opportunity to correlate photons from the various peaks. This was highlighted by Cohen-Tannoudji and Reynaud [18] and implemented by Aspect *et al.* [26]. At low-enough driving but with detuning to maintain a multi-peaks structure, the perturbative treatment is appealing and provides a remarkable and compelling picture for the triplet, that is shown in Figs. 1(a–d). Here

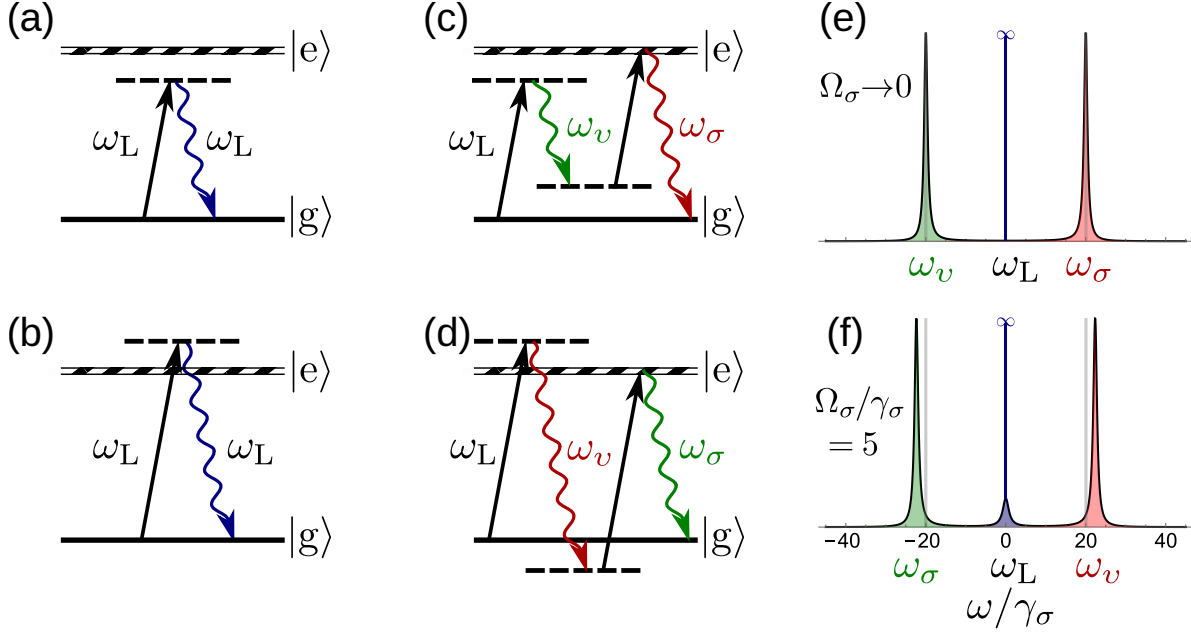


Figure 1. Scattering-picture of detuned resonance fluorescence, in the perturbative treatment of Dalibard and Reynaud. Regardless of detuning, the spectral shape is the same: the central peak is the Rayleigh δ peak that elastically scatters the laser photon (depicted as a thin blue line topped by the ∞ symbol). The detuning places the emitter on one side (upper row) or the other (lower row), while two-photon energy conservation places a copycat peak on the other side of the laser as result of the virtual states created to fill-in the loop (second column). The spectral shape is shown in (e) the Heitler regime of vanishing driving $\Omega_\sigma \rightarrow 0$ and in (f) at nonzero driving, producing an emerging fluorescence peak at the center of the triplet and slightly increasing the triplet splitting.

again, scatterings between the states of the system provide the best phenomenological explanation for the observed doublet (on the one hand) surrounding the central peak (on the other hand). This was provided by Dalibard and Reynaud [19]. In addition to the Rayleigh peak, that elastically scatters the photons and thus pins the peak at the energy of the laser (1st column), the scheme also involves two virtual states and a two-photon transition. One of the photons originates from the excited-to-ground state transition with energy ω_σ , but the other, not expected a priori, originates from the virtual states created by the detuned laser which needs them to close the two-photon emission process. This is at energy $\omega_\nu \equiv 2\omega_L - \omega_\sigma$. Note that, although the states are virtual, both photons are real. We will clarify this statement in the following. The prediction from such a picture, indeed confirmed experimentally [26], is that such a two-photon emission comes as a cascade: first the virtual-states photon then the emitter. While such considerations have been made and confirmed a long time ago, recent reports by Masters *et al.* [27] of the observation of bunching from the incoherent part of the spectrum of the low-driving detuned resonance fluorescence, and by Long Ng *et al.* [28] of cross-correlations from the high-driving but also detuned Mollow triplet, bring back such important questions in the limelight of modern setups and the improved accuracy

affordable today. In particular, modern authors envision quantum-optical technological prospects, which were not at the core of the preoccupations of the founding fathers who were worrying, instead, on experimental validations of one or the other model of the theory of light-matter interactions, from Dirac's quantum electrodynamics to dissipative quantum optics. Such recent works can also participate to the experimental validation of, or discrimination between, the more refined theories available today, e.g., compare Figure 5 of Ref [28] with Figure 4a of Ref. [29] that itself includes, in addition to the assumed exact cross-correlations between the peaks, results from earlier works [30]. More importantly, they also allow to test more recent and new proposals regarding multiphoton emission from resonance fluorescence. In the following, we discuss our own input to this problem, which starts with the theory of frequency-resolved photon correlations [31]. We articulate our discussion along the experimental findings of Long Ng, Masters *et alii*.

2. Frequency-resolved photon-correlation and homodyning

Correlating the peaks in Fig. 1 can be done by filtering them first and directing the respective outputs to a correlator (e.g., an Hanbury Brown–Twiss setup). This was already discussed in precisely these terms by Cohen Tannoudji. Masters *et al.* chose a different strategy of filtering out the central Rayleigh peak and auto-correlating the output. We will come back to their approach but discussing first the more traditional one that has been considered several times [26, 32], we must highlight the input by Schrama *et al.* [30] who implement the photodetection theory [33], though at, or close to, resonance and in the high (Mollow) driving regime, but more importantly, with some approximations in the model to undertake the complex calculations involved in the way the theory was then formulated (as nested, time-ordered, high-dimensional integrals). We provided an alternative, numerically exact as well as efficient, formulation of the problem that allows us to undertake the exact calculation of frequency-resolved n -photon correlations [31], in some cases even analytically. This consists in enlarging the original problem (in this case resonance fluorescence) with n two-level systems ς_i (in this case, $n = 2$) that are coupled both through an Hamiltonian H_n and Liouvillian \mathcal{L}_n to the system:

$$\begin{aligned} i\hbar\partial_t\rho = & [\hbar\omega_\sigma\sigma^\dagger\sigma + \hbar\Omega(\sigma + \sigma^\dagger), \rho] + \frac{\gamma_\sigma}{2}\mathcal{L}_\sigma\rho \\ & + \sum_{i=1}^2[\hbar\omega_i\varsigma_i^\dagger\varsigma_i, \rho] + \hbar\epsilon[\sigma\varsigma_i^\dagger + \sigma^\dagger\varsigma_i, \rho] + \sum_{i=1}^2\frac{\Gamma_i}{2}\mathcal{L}_{\varsigma_i}\rho \end{aligned} \quad (1)$$

where the first line in Eq. (1) is the resonance fluorescence problem in its simplest possible and modern quantum-optical formulation, while the second line implements the sensor formalism where ω_i set the frequencies which are to be correlated while Γ_i set the filters' bandwidths. One can then (easily) solve this master equation without worrying for the complicated frequency variables that otherwise enter at the level of parameters in complex integrals, and which have been upgraded in our treatment to

an operator. This makes the original evaluations in terms of folded integrals turn to standard intensity–intensity correlations:

$$g_{\Gamma_1, \Gamma_2}(\omega_1, t_1, \omega_2, t_2) = \lim_{\epsilon \rightarrow 0} \frac{\langle : \varsigma_1^\dagger \varsigma_1(t_1) \varsigma_2^\dagger \varsigma_2(t_2) : \rangle}{\langle \varsigma_1^\dagger \varsigma_1(t_1) \rangle \langle \varsigma_2^\dagger \varsigma_2(t_2) \rangle}, \quad (2)$$

where the limit $\epsilon \rightarrow 0$ is to be taken, providing finite values for Glauber’s correlators since both numerators and denominator have the same order. Since we will deal with steady-states only, we will compute $g_{\Gamma_1, \Gamma_2}(\omega_1, \omega_2; \tau)$ with $\tau \equiv t_2 - t_1$ the time-delay between the photons, which can be done with the quantum regression theorem. We need not elaborate further here on the method itself, only emphasize again that this provides the exact (according to the established theory of photo-detection) correlations between the filtered photons, by detectors with the respective bandwidths at the given time delay. Note that if $\omega_1 = \omega_2$, this describes filtered auto-correlations. In the following, we shall consider that $\Gamma_1 = \Gamma_2$. We discuss the results in next Section. We need however introduce first another idea that relates to the contribution of the Rayleigh peak.

The nature of antibunching in resonance fluorescence is very different in the low-driving (Heitler) and high-driving (Mollow) regimes [8]. In the latter, it follows from the more straightforward and popular picture of the two-level system being with some probability in its excited state and, in its transition back to the ground state, releasing a single photon. The density matrix in the limit of infinite driving is $\rho = \frac{1}{2}(|0\rangle\langle 0| + |1\rangle\langle 1|)$. In stark contrast, in the low-driving regime, antibunching arises from an interference between the displaced squeezed thermal state in which the two-level system is driven to leading-order, and the coherent state that is imprinted by the driving laser [25]. The presence of squeezing as well as a strong Poisson content from the laser means that the emission is of a more subtle multiphoton character in this case. Photodetection tampers with the squeezing in a way that is fundamentally equivalent to frequency-filtering. This disturbs the interference that otherwise yields a perfect antibunching. We have shown with López Carreño how one can, however, restore perfect antibunching by correcting for the excess coherence from the laser as a result of filtering the tails of the incoherent spectrum [5]. We later addressed the case of detuning resonance-fluorescence, also adding dephasing which is important in this case, in the context of filtered-homodyned correlations [34], but we did so in the context of antibunching. In the next Section, we will instead phase-shift our focus to consider the case of multiphoton emission, which is the one revived by Masters *et al.* [27] The formalism is exactly the same, the regime and interpretations however deserve considerations of their own. We also later generalized the scheme to a large range of platforms where coherence is involved in some form [35], in which case we have shown that such multiphoton interferences are key to explain the structure and type (conventional or unconventional) of a wide range of correlations, from antibunching to superbunching. As a general statement, one can in the framework that we have just laid down, seize additional control of the system by homodyning, i.e., externally changing the nature (constructive or destructive) of the interference and further selecting auto or cross-correlations to characterize the system,

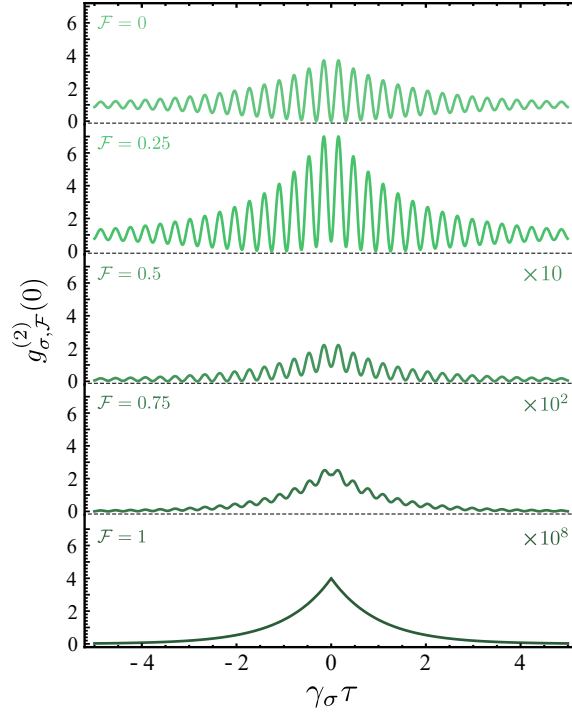


Figure 2. Two-photon correlation (no spectral filtering) as a function of the homodyning field that gradually suppresses the coherent (Rayleigh-scattered) central peak, from no suppression ($\mathcal{F} = 0$) to complete suppression ($\mathcal{F} = 1$). The latter case is the ideal realization of Masters *et al.*'s suppression of the coherent part. We find a good agreement with their result but with the more straightforward form of suppressing the oscillations.

resulting in a much enhanced versatility and performance of its emission. We do this in the following in the case of two-photon emission in detuned resonance fluorescence.

3. Removing the central peak

We now turn to the exact computation of correlations in the case where the laser is (with no loss of generality, since solutions are symmetric) red-detuned at ω_L as compared to the atom at $\omega_{\sigma} = \omega_L + \Delta_{\sigma}$ (cf. Fig. 1(c,e)). The main question addressed by Masters *et al.* is whether the side peaks are bunched, what they interpret as simultaneous two-photon emission. We come back to qualify further this interpretation but first consider the question itself. In their case, they used a narrowband notch filter to attenuate the central peak, and let otherwise pass the other photons, i.e., from the side peaks, which they autocorrelate. The ideal version of this experiment is precisely our homodyning scheme, unfiltered, where we remove the central peak by destructive interference. Indeed, we have checked that the two-photon coincidence for the notch filter of width Γ and centered at ω_{σ} when filtering out only the coherent Rayleigh peak, agrees with the limit $\Omega_{\sigma} \rightarrow 0$ of $g_{\sigma, \mathcal{F}=1}^{(2)}(0) = (\gamma_{\sigma}^2 + 4\Delta_{\sigma}^2)(\gamma_{\sigma}^2 + 4[8\Omega_{\sigma}^2 + \Delta_{\sigma}^2])/(64\Omega_{\sigma}^4)$, which is the full-homodyned spectrum zero-delay coincidence. The general and time-resolved case is shown in Fig. 2

from, bottom, no homodyning (corresponding to $\mathcal{F} = 0$), up to, top, full-destructive homodyning ($\mathcal{F} = 1$) that completely removes the laser contribution. In the first case, we are looking there at the full autocorrelation of the light itself. This is a well-known result: the antibunching is perfect but oscillates strongly, which is usually (and correctly) interpreted as the effect of detuning. As the coherent peak is removed, one can see how antibunching is gradually lost, along with the oscillations (although the two peaks remain detuned) to give rise to bunching. This is the same result as obtained by Masters *et al.* who, both in their experiment and theoretical treatments, report a more complicated structure, due to the filtering. For more stringent filtering their result reverts in character but this needs not concern us here as this involve even more complicated but technical effects that are well described by the authors. We believe that our description of their idea provides its cleanest and ideal formulation. Now turning to its interpretation, one must note that the interference is perfect between the two splitted incoherent peaks and the central coherent peak: regardless of the detuning, detecting all frequencies yield perfect antibunching. This must be kept in mind when considering the interpretation of the perturbative picture of Fig. 1. The coherent peak, that plays no role in the diagram itself, is fundamental to decide of the outcome of the actual detection. A possible interpretation is that the coherent peak is responsible for the synchronization of the two scattered photons from the diagram, so that they do not appear together in the emission but are modulated in time, so as to ensure perfect antibunching at $\tau = 0$ but resulting in strong-bunching shortly afterwards. That is another, more sophisticated but equally valid, way to understand the oscillations in $g^{(2)}(\tau)$. Still another understanding [34] is that such a detection at all frequencies remove the indistinguishability between the photons and one can thus no longer assert that their detuning leads to a spectral overlap.

4. Cross-correlations of the side peaks

So far, we have not actually filtered the emission. Instead, we used homodyning to remove a particular part of the spectrum, namely, the central scattering peak. We now bring filtering to similarly remove this central peak, by placing two detectors (or filters) on the side peaks, although what we actually gain in this way is the possibility to turn to cross-correlations, which will tell us about the cascaded emission, i.e., whether one photon comes before the other, which was the actual prediction from the pioneering papers of the two-photon character in this case as opposed to simultaneous emission. The results are shown in Fig. 3 for various critical parameters being varied one at a time. Taken in turn, we find that:

- (a) With no (or very broad, $\Gamma \gg \gamma_\sigma$) filtering, there is no asymmetry and there is a strong antibunching, recovering in this case the full correlation of the complete spectrum. As the filtering tightens around the peaks (i.e., Γ decreases) an asymmetry develops in the form that is typical of a two-photon cascade, with a transition to bunching that is maximum at positive τ . The correlations also

exhibit strong oscillations. For smaller still values of Γ (narrow filters), correlations increase but the asymmetry reduces. In the limit of $\Gamma \rightarrow 0$, correlations diverge and become τ independent (flat).

- (b) As a function of detuning Δ_σ , one goes from antibunching at resonance ($\Delta_\sigma = 0$) to a growth of the asymmetry and increase of the correlations. In this case, the trend is consistent and both the asymmetry and correlations increase to realize the case of perfect two-photon cascade.
- (c) As a function of driving Ω_σ , one goes from the Heitler ($\Omega_\sigma \rightarrow 0$) to the detuned Mollow (growing an incoherent central peak) to the resonant Mollow triplet $\Omega_\sigma \gg \gamma_\sigma$ where detuning becomes negligible. In this case, the cascade asymmetry remains constant while the strength of the correlations decrease as the oscillations dampen.
- (d) Finally, as a function of pure dephasing γ_ϕ , the asymmetry also remains constant as the correlations dampen, although in this case retaining better the oscillations and also recovering some antibunching for very large dephasing, due to spectral overlap induced by line broadening.

These observations are informative regarding the general character of the two-photon emission, which we can summarize as follows: there is a clear cascade, i.e., one photon comes before the other, as is consistent with the two-photon scattering picture; this is better resolved when photons are adequately detected, i.e., there is an optimum filter width to optimize the effect; the cascade gets better with increasing detuning, forcing the system into the perturbative two-photon limit; correlations are stronger for weaker driving, i.e., the Heitler regime is more favorable than the Mollow one; dephasing damages the process, according to expectations. Also, it should be emphasized once more that these results are supposedly exact, and have been obtained with no approximations once given the model (which is that from Mollow) from the filtered and photo-detection side. It becomes particularly interesting, however, to now combine homodyning and cross-correlation filtering, which we do in the next Section.

5. Cross-correlations of the homodyned side peaks

We now repeat the same procedure as previously, cross-filtering the two peaks, but removing the central peak. We do that by homodyning, since this is the ideal scenario, but this could experimentally be approached by cross-correlating the output of Masters *et al.*'s narrowband notch filter. The results are shown in Fig. 4 and are to be contrasted one-to-one with those of Fig. 3, which was including the central coherent peak. While one could assume that cross-correlating the side peaks is tantamount in the first place to remove the central peak, interference filters have tails and their suppression is not perfect, therefore some residual physics of interference leaks through and impact the results. This is why Fig. 2 differs from Masters *et al.*'s filter approach: their suppression of the coherent peak in this way is partial only. The impact turns out to be, maybe surprisingly, momentous. One need only compare the strong, both qualitative

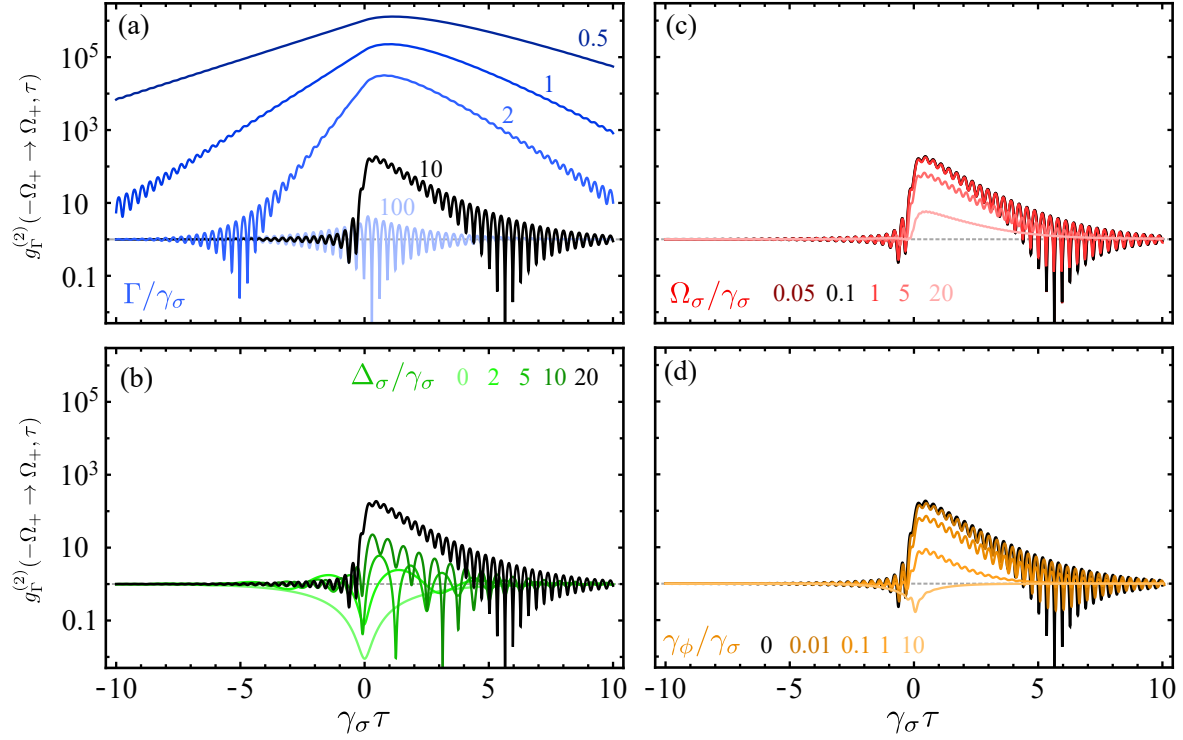


Figure 3. Cross-correlations of the two peaks of detuned resonance fluorescence in the cases where, (a) the filter width is varied, (b) the detuning is varied, (c) the driving intensity is varied or (d) the dephasing rate is varied, all other parameters being otherwise kept fix to $\Gamma/\gamma_\sigma = 10$, $\Omega = 0.1$, $\Delta_\sigma/\gamma_\sigma = 20$, $\gamma_\phi = 0$ and γ_σ setting the unit. This figure is discussed in more details in the text but is particularly important in connection to Fig. 4.

and quantitative, departures between the non-homodyned and homodyned version to appreciate the importance and value of this *modus operandi*. First, notice that scales up to $\approx 10^6$ in Fig. 3 need be inflated to over 10^{10} in Fig. 4: correlations are considerably stronger. Also, the various cases split neatly the ones from the others, at the exception of filtering, which tends to now feature more similar magnitudes of correlations, while it retains an optimum filter width to maximize the asymmetry. Finally, oscillations are very much, sometimes completely suppressed. Understanding these oscillations as a way for the system to provide one-photon emission from a two-photon mechanism by synchronizing them, this means that, by removing the central peak, we manage to enter more deeply into a more genuine two-photon physics. All these facts together concur to provide a clean picture of the two-photon scattering process: it requires the Heitler regime, at large detunings and for filter widths commensurable with the width of the peaks.

While the process is more efficient without dephasing, it is not seriously affected by it, at least as far as correlations are concerned. Much more dramatic is the impact of dephasing on the signal. Two-photon emission from the side peaks of the detuned resonance fluorescence is very weak, being second-order in the driving. Most of the

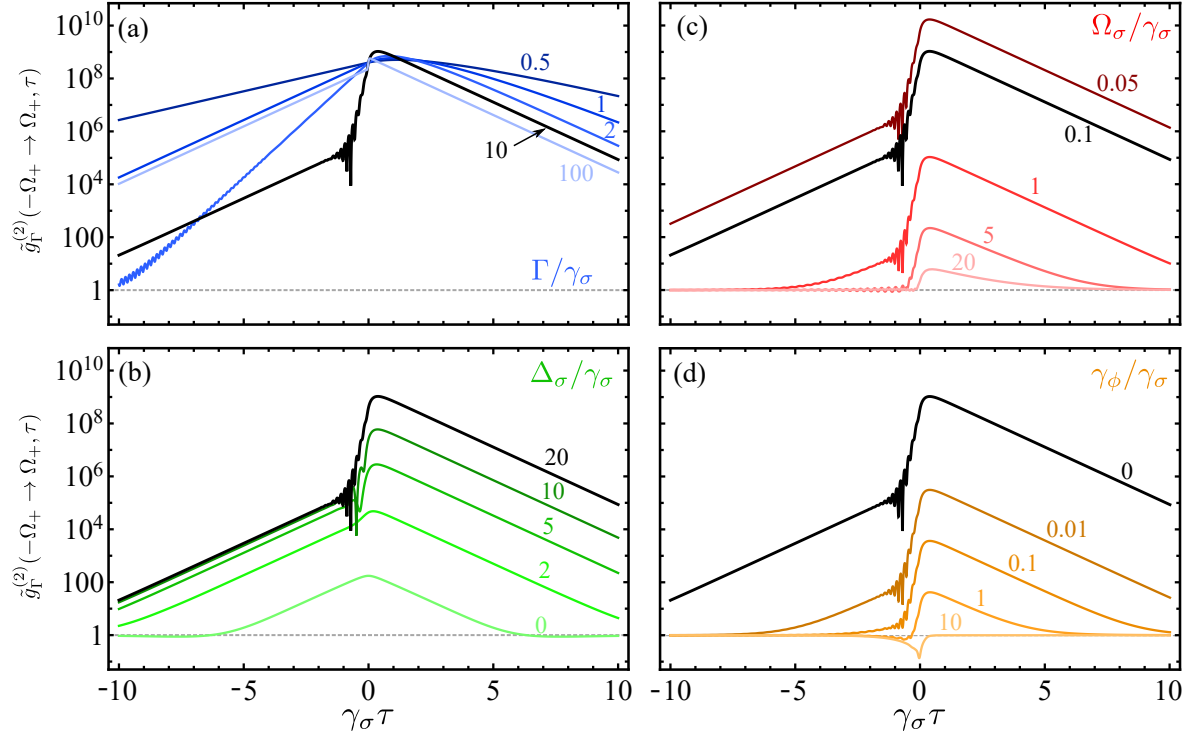


Figure 4. Same as Fig. 3 but without the coherent peak, i.e., with homodyning $\mathcal{F} = 1$ to suppress it. This results in a considerable improvement in the two-photon cascade character of the emission.

emission originates from the central peak, and removing it, naturally leaves only little to emit. It is interesting that a tiny amount of pure dephasing changes considerably both the spectral shape and the amount of incoherent emission: the perfectly symmetric spectral shape is shown to collapse with very small dephasing, at the same time as the intensity grows considerably. The symmetric peak at ω_v remains the same (i.e., remains very small), but a channel is now opened for bare, incoherent emission from the real transition at ω_σ . This means that the two-photon diagrammatic picture breaks down and get substituted by a more straightforward picture of a classical oscillator driven out of resonance and emitting at its natural frequency, which is a first-order process, and therefore of considerably higher intensity than the two-photon emission. What is maybe more remarkable is that such first-order processes get cancelled in the coherent picture, i.e., the interferences leading to one-photon emission contrive to suppress this channel, that would be expected in a classical picture. Dephasing plays the role of scrambling this interference by marring the multiphoton wave interference, thus re-opening a strong classical channel. We do not think that this feature has been previously noted in this particular context, although it seems to be a feature of general validity that is certainly occurring in other systems and configurations. In our case, it achieves the demonstration that two-photon emission is a fragile quantum coherent process, of weak intensity. The loss of the satellite peak on the other side from the emitter is also more dramatic as Ω_σ goes to zero, showing that this is an Heitler, two-photon effect. Experimentally, it is

likely that some amount of dephasing is present but is counteracted by some amount of driving. It would be an experimental demonstration of two-photon physics directly at the level of photoluminescence to show how a satellite peak collapses the more abruptly and with a greater gain of intensity from the other (at the emitter) peak, the lower the driving.

6. Summary and Conclusions

We discussed the two-photon emission from detuned resonance fluorescence, whose spectral shape—two-side peaks sitting around a central Rayleigh scattered peak (at low enough driving)—lends itself to a natural interpretation in terms of two photon scattering, as presented by Cohen-Tannoudji, Reynaud, Dalibard and still others. In particular, we contrasted our theoretical results to those aimed by Masters *et al.* of suppressing the coherent peak. They achieved this by filtering it out and otherwise auto-correlating the emission that pass through, finding a clear transition from antibunching with strong-oscillations to bunching with reduced—but always present—oscillations. In our case, we can completely remove the coherent peak by perfect destructive interferences with an external (homodyning) laser. We find essentially the same result as Masters *et al.* of a transition from perfect antibunching with strong oscillations, when the coherent peak is present to bunching when removing it, although in our case there is also a disappearance of the oscillations. We then turn to cross-correlations of the peak, showing how they bear strong features of a two-photon cascade indeed, but how this gets considerably improved by removing the coherent peak also in this case. This shows that homodyning is a valuable additional concept, rather than supplement, to frequency filtering, and can lead, in the case of resonance fluorescence, to clear cascaded two-photon emission of a coherent quantum character, vividly captured by a photon-scattering picture. These considerations are only a small part of the general picture of multiphoton correlations and emission from resonance fluorescence, which generalizes to higher photon numbers, involving other types of scattering processes (prominently, leapfrog processes [36, 37]) and calling for further investigation of their fundamental character as well as relevance for technology. The interpretations of the underlying physics are interesting but intrinsically limited by one’s mental picture(s). The two-photon diagrams in Fig. 1 provide a compelling mechanism but they do not include the subtle multiphoton interferences with the Rayleigh peak and the detection process, which are crucial for a comprehensive description. As befits quantum mechanics, the best one can do is to compute observables. All interpretations will be constrained in one way or another, although useful applications could derive from them. In that regard, we have provided a formalism to achieve exact results. It is remarkable that the simplest treatment of the simplest system, already at the time of Mollow, yields exact results while more sophisticated techniques, more suitable for more complex systems, come with some approximations. We ourselves suspect that the driven two-level system could be the richest and most fundamental source of multiphoton physics and that

more complex systems could, instead of bringing additional physics, result in imperfect limits of this ultimate realization. There are many platforms to implement this physics, from atoms [38] to ions [39] and molecules [40] passing by semiconductor platforms (quantum dots [41], spin [42], NV centers [43], etc.), superconducting qubits [44] and still others. While the interest for basic and fundamental multiphoton emission originate from the early days of quantum electrodynamics, recent progresses from both material, technological and theoretical sides make it a particularly burgeoning field of study.

References

- [1] P. A. M. Dirac. The quantum theory of the emission and absorption of radiation. *Proc. Roy. Soc. A*, 114:243, 1927.
- [2] V. Weisskopf. Zur theorie der resonanzfluoreszenz. *Annalen der Physik*, 401:23, 1931.
- [3] V. Weisskopf. Die streuung des lichts an angeregten atomen. *Zeitschrift für Physik*, 85:451, 1933.
- [4] W. Heitler. *The Quantum Theory of Radiation*. Oxford University Press, 3 edition, 1954.
- [5] J. C. López Carreño, E. Zubizarreta Casalengua, F.P. Laussy, and E. del Valle. Joint subnatural-linewidth and single-photon emission from resonance fluorescence. *Quantum Science and Technology*, 3:045001, 2018.
- [6] H. S. Nguyen, G. Sallen, C. Voisin, Ph. Roussignol, C. Diederichs, and G. Cassaboïs. Ultra-coherent single photon source. *Appl. Phys. Lett.*, 99:261904, 2011.
- [7] C. Matthiesen, A. N. Vamivakas, and M. Atatüre. Subnatural linewidth single photons from a quantum dot. *Phys. Rev. Lett.*, 108:093602, 2012.
- [8] L. Hanschke, L. Schweickert, J. C. López Carreño, E. Schöll, K. D. Zeuner, T. Lettner, E. Zubizarreta Casalengua, M. Reindl, S. Filipe Covre da Silva, R. Trotta, J. J. Finley, A. Rastelli, E. del Valle, F. P. Laussy, V. Zwiller, K. Müller, and K. D. Jöns. Origin of antibunching in resonance fluorescence. *Phys. Rev. Lett.*, 125:170402, 2020.
- [9] C. L. Phillips, A. J. Brash, D. P. S. McCutcheon, J. Iles-Smith, E. Clarke, B. Royall, M. S. Skolnick, A. M. Fox, and A. Nazir. Photon statistics of filtered resonance fluorescence. *Phys. Rev. Lett.*, 125:043603, 2020.
- [10] E.T. Jaynes and F.W. Cummings. Comparison of quantum and semiclassical radiation theory with application to the beam maser. *Proc. IEEE*, 51:89, 1963.
- [11] C. R. Stroud Jr. Quantum-electrodynamic treatment of spontaneous emission in the presence of an applied field. *Phys. Rev. A*, 3:1044, 1971.
- [12] B. R. Mollow. Power spectrum of light scattered by two-level systems. *Phys. Rev.*, 188:1969, 1969.
- [13] M. E. Smithers and H. S. Freedhoff. QED calculation of the resonant Stark effect. *J. Phys. B.: At. Mol. Phys.*, 7:L432, 1974.
- [14] H. J. Carmichael and D. F. Walls. A comment on the quantum treatment of spontaneous emission from a strongly driven two-level atom. *J. Phys. B.: At. Mol. Phys.*, 8:L77, 1975.
- [15] B. R. Mollow. Pure-state analysis of resonant light scattering: Radiative damping, saturation, and multiphoton effects. *Phys. Rev. A*, 12:1919, 1975.
- [16] C. Cohen-Tannoudji. Atoms in strong resonant fields. spectral distribution of the fluorescence light. In *Laser Spectroscopy, Proceedings of the Second International Conference, Megève*, 1975.
- [17] C. N. Cohen-Tannoudji and S. Reynaud. Dressed-atom description of resonance fluorescence and absorption spectra of a multi-level atom in an intense laser beam. *J. Phys. B.: At. Mol. Phys.*, 10:345, 1977.
- [18] C. Cohen-Tannoudji and S. Reynaud. Atoms in strong light-fields: Photon antibunching in single atom fluorescence. *Phil. Trans. R. Soc. Lond. A*, 293:223, 1979.

- [19] J. Dalibard and S. Reynaud. Correlation signals in resonance fluorescence : interpretation via photon scattering amplitudes. *J. Phys. France*, 44:1337, 1983.
- [20] W. Heitler and S. T. Ma. Quantum theory of radiation damping for discrete states. *Proc. Roy. Ir. Ac.*, 52:109, 1949.
- [21] F. Schuda, C. R. Stroud Jr, and M. Hercher. Observation of the resonant Stark effect at optical frequencies. *J. Phys. B.: At. Mol. Phys.*, 7:L198, 1974.
- [22] H. Walther. Atomic fluorescence induced by monochromatic excitation. In Hansch S Haroche, J C Pebay-Peyroula and S H Harris, editors, *Proceedings of the Second Laser Spectroscopy Conference, Megève, France*, 1975.
- [23] F. Y. Wu, R. E. Grove, and S. Ezekiel. Investigation of the spectrum of resonance fluorescence induced by a monochromatic field. *Phys. Rev. Lett.*, 35:1426, 1975.
- [24] E. Zubizarreta Casalengua, E. del Valle, and F. P. Laussy. Weak and strong-coupling of resonance fluorescence. *Unpublished*, 2022.
- [25] E. Zubizarreta Casalengua, J. C. López Carreño, F. P. Laussy, and E. del Valle. Tuning photon statistics with coherent fields. *Phys. Rev. A*, 101:063824, 2020.
- [26] A. Aspect, G. Roger, S. Reynaud, J. Dalibard, and C. Cohen-Tannoudji. Time correlations between the two sidebands of the resonance fluorescence triplet. *Phys. Rev. Lett.*, 45:617, 1980.
- [27] L. Masters, X. Hu, M. Cordier, G. Maron, L. Pache, A. Rauschenbeutel, M. Schemmer, and Jürgen Volz. Will a single two-level atom simultaneously scatter two photons? *arXiv:74520.9022*, 2022.
- [28] B. Long Ng, C. Hoong Chow, and C. Kurtsiefer. Observation of the Mollow triplet from an optically confined single atom. *arXiv:2208.06575*, 2022.
- [29] J. C. López Carreño, E. del Valle, and F. P. Laussy. Frequency-resolved Monte Carlo. *Sci. Rep.*, 8:6975, 2018.
- [30] C. A. Schrama, G. Nienhuis, H. A. Dijkerman, C. Steijsiger, and H. G. M. Heideman. Intensity correlations between the components of the resonance fluorescence triplet. *Phys. Rev. A*, 45:8045, 1992.
- [31] E. del Valle, A. González-Tudela, F. P. Laussy, C. Tejedor, and M. J. Hartmann. Theory of frequency-filtered and time-resolved n -photon correlations. *Phys. Rev. Lett.*, 109:183601, 2012.
- [32] A. Ulhaq, S. Weiler, S. M. Ulrich, R. Roßbach, M. Jetter, and P. Michler. Cascaded single-photon emission from the Mollow triplet sidebands of a quantum dot. *Nature Photon.*, 6:238, 2012.
- [33] G. Nienhuis. Spectral correlations in resonance fluorescence. *Phys. Rev. A*, 47:510, 1993.
- [34] J. C. López Carreño, E. Zubizarreta Casalengua, F. P. Laussy, and E. del Valle. Impact of detuning and dephasing on a laser-corrected subnatural-linewidth single-photon source. *J. Phys. B.: At. Mol. Phys.*, 52:035504, 2019.
- [35] E. Zubizarreta Casalengua, J. C. López Carreño, F. P. Laussy, and E. del Valle. Conventional and unconventional photon statistics. *Laser Photon. Rev.*, 14:1900279, 2020.
- [36] E. del Valle. Distilling one, two and entangled pairs of photons from a quantum dot with cavity QED effects and spectral filtering. *New J. Phys.*, 15:025019, 2013.
- [37] A. González-Tudela, F. P. Laussy, C. Tejedor, M. J Hartmann, and E. del Valle. Two-photon spectra of quantum emitters. *New J. Phys.*, 15:033036, 2013.
- [38] L. Ortiz-Gutiérrez, R. Celistrino Teixeira, A. Eloy, D. Ferreira da Silva, R. Kaiser, R. Bachelard, and M. Fouché. Mollow triplet in cold atoms. *New J. Phys.*, 21:093019, 2019.
- [39] J. T. Höffges, H. W. Baldauf, T. Eichler, S. R. Helmfrid, and H. Walther. Heterodyne measurement of the fluorescent radiation of a single trapped ion. *Opt. Commun.*, 133:170, 1997.
- [40] G. Wrigge, I. Gerhardt, J. Hwang, G. Zumofen, and V. Sandoghdar. Efficient coupling of photons to a single molecule and the observation of its resonance fluorescence. *Nature Phys.*, 4:60, 2008.
- [41] E. B. Flagg, A. Muller, J. W. Robertson, S. Founta, D. G. Deppe, M. Xiao, W. Ma, G. J. Salamo, and C. K. Shih. Resonantly driven coherent oscillations in a solid-state quantum emitter. *Nature Phys.*, 5:203, 2009.
- [42] A. N. Vamivakas, Y. Zhao, C.-Y. Lu, and M. Atatüre. Spin-resolved quantum-dot resonance fluorescence. *Nature Phys.*, 5:198, 2009.

- [43] B. Zhou and G. Li. Ground-state cooling of a nanomechanical resonator via single-polariton optomechanics in a coupled quantum-dot–cavity system. *Phys. Rev. A*, 94:033809, 2016.
- [44] M. Baur, S. Filipp, R. Bianchetti, J. M. Fink, M. Göppl, L. Steffen, P. J. Leek, A. Blais, and A. Wallraff. Measurement of Autler–Townes and Mollow transitions in a strongly driven superconducting qubit. *Phys. Rev. Lett.*, 102:243602, 2009.