

New features in the differential cross sections measured at the LHC

O. V. Selyugin

BLTP, Joint Institute for Nuclear Research, 141980 Dubna, Moscow region, Russia

A critical comparison of the new experimental data obtained by the ATLAS Collaboration group at 13 TeV with the data of the TOTEM Collaboration is presented. The analysis of new effects discovered on the basis of experimental data at 13 TeV [1, 2] and associated with the specific properties of the hadron potential at large distances is carried out taking account all sets of experimental data on elastic pp -scattering obtained by the TOTEM and ATLAS Collaborations in a wide momentum transfer region. It also gives quantitatively descriptions of all examined experimental data with a minimum fitting parameters. It is shown that the new features determined at a high statistical level gives an important contribution to the differential cross sections and allow the research into hadron interactions at large distances.

PACS numbers: 11.80.Cr, 12.40.Nn, 13.85.Dz

I. INTRODUCTION

The main purpose of the new accelerator is to find new effects in particle interactions. This especially concerns studies of elastic hadron scattering at the LHC. It gives information about hadron interaction at large distances where perturbative QCD does not work and a new theory such as instanton or string theory, has to be developed.

The first measurements of the TOTEM Collaboration confirmed the non-linear behavior of the slope of the differential cross sections at a small momentum transfer [?] which shows a complicated picture of the hadron interaction at superhigh energies. The unique experiments of the TOTEM-SMS and Alpha-ATLAS Collaborations at 13 TeV gave experimental data with unprecedentedly small scattering angles and narrow Δt at small momentum transfer [4, 5]. However, it is necessary to note some problem with the normalization of experimental data.

The study of experimental data at 13 TeV obtained by the TOTEM Collaboration reveals new effects in the behavior of differential cross sections, oscillations [1], which are practically independent of the normalization of differential cross sections, as well as an additional anomalous term in the scattering amplitude with a large slope [2], which gives essential contributions at small momentum transfer. It is important to study the full sets of experimental data obtained at LHC $7 \leq \sqrt{s} \leq 13$ TeV by both Collaborations. For this purpose, the high energy generalized structure (HEGS) model was chosen as it has a minimum fitting parameters and gives a quantitatively description of the differential cross section in a huge energy region $9 \leq \sqrt{s} \leq 13000$ GeV and simultaneously in the Coulomb-hadron interference region and a large momentum transfer [6–9].

In the second section of the paper, a short analysis of experimental data on the differential cross sections of elastic proton-proton scattering is presented. In the third section, the new effects are analyzed in the framework of the HEGS model taking into account experimental data of all sets of the TOTEM and ATLAS Collaborations obtained at 7–13 TeV. The conclusions are given in the final section.

II. EXPERIMENTAL DATA

Now there are 9 independent sets of elastic pp differential cross sections obtained by the ATLAS and TOTEM Collaborations at LHC energies $\sqrt{s} = 7 - 13$ TeV, 6 of them are measured at a small momentum transfer (t) including the Coulomb-hadron interference region (2 obtained by ATLAS and 3 by the TOTEM Collaboration). The other 3 sets are measured at large t , including the region of the dip-bump structure. At small t the values of $\sigma_{tot}(s)$ and $\rho(s, t = 0)$ were obtained on the basis of experimental data. Some tension between $\sigma_{tot}(s)$ obtained by the ATLAS and TOTEM Collaborations should be noted. The difference is 3.15 mb at 7 TeV and grows to 5.6 mb at 8 TeV. Note that in [10] some contradictions between the obtained $\sigma_{tot}(s)$ and $\rho(s, t = 0)$ by the TOTEM at 7 TeV were shown. In a paper [12], some discrepancy between the slopes of the differential cross sections measured by the TOTEM at 7 and 8 TeV were noted.

Until recently, we had no ATLAS-AIFA data at 13 TeV. Now these data are published [5]. The tension between values of $\sigma_{tot}(s)$ increases up to 5.75 mb. In a recent paper [13], the importance of the contribution of inelastic scattering at small angles, especially in the case determining the total cross section by the luminosity independent method. We can remember the large difference in the measurement of $\sigma_{tot}(s)$ by the luminosity independent method

TABLE I. Sets of $d\sigma/dt$ and χ_{dof}^2 obtained in the HEGS model (k_i -additional normalization coefficient)

\sqrt{s} TeV	n n	$-t_{min}$ (GeV ²)	$-t_{max}$ (GeV ²)	$\sum \chi_i^2$	χ_{dof}	k_{norm}
7 T(1)	79	0.0699	162.1	2.19	1.12	1.01
7 A(1)	70	0.0559	86.5	1.29	1.15	1.04
8 T(2)	65	0.0488	66.3	1.07	1.16	0.93
8 A(2)	60	0.0422	55.3	0.97	1.16	1.04
8 T(3)	55	0.0361	49.7	0.96	1.16	1.04
8 T(4)	50	0.0305	47.8	1.02	1.01	0.94
13 T(5)	40	0.0207	34.2	0.92	1.11	1.06
\sum AT	712	0.0007	2.4	715	1.01	1.06

TABLE II. $\Delta_{CNI} = d\sigma/dt_{CNI}$ mb/GeV²

$-t$ (GeV ²)	$d\sigma/dt_{ATLAS}$	$-\Delta_{CNI}$	$d\sigma/dt_{mod}$	$-\Delta_{CNI}$
0.00029	3662	-33	3291	417
0.0004	2136	33	1952	296
0.00051	1401	146	1396	229
0.00067	998	130	1034	166
0.00086	797	104	846	130
0.00112	680.1	75	731.1	98
0.00143	610.6	62	620.7	75

(72 and 80 mb) by two Collaborations at the Tevatron. However, in our opinion the situation is more complicated and requires careful analysis of the new data.

The new experiment of the ATLAS-ALPHA Collaboration [5] presented unique results. The position of Roman Pot situated at very large distances (2400 m) allows one to obtain new data at very small angles with small Δt . The experiment for first time gave five new experimental points in the essentially Coulomb-nuclear interference region. The first experimental point begins from $-t = 0.00025$ GeV² with $\Delta t = 0.0001$ GeV². To our regret, this first point has a large error (only statistical error reaching 26 per cent). However, there are at least six-seven more points in the CNI region. Three-four of them overlap the region where the TOTEM Collaboration gave own experimental points. Obviously, we can see that the ATLAS points lie systematically below the TOTEM points. Hence they require some additional normalizations. This is so, and our model description of both the sets shows, in all variants of the model, the difference in the normalization about 10% – 13%. As the points lie in the significant CNI region, we can check up these experimental points of ATLAS by comparing their momentum transfer dependence with the t dependence of the contribution of Coulomb amplitude.

Let us extract from the differential cross section of elastic scattering the term of Coulomb-nuclear interference which is determined by the contribution of the pure Coulomb amplitude and the contribution of the pure hadron amplitude

$$\frac{d\sigma}{dt}|_{CNI} = \frac{d\sigma}{dt}|_{exper.} - \frac{d\sigma}{dt}|_{F_C^2} - \frac{d\sigma}{dt}|_{F_h^2} \quad (1)$$

The first term proportional to the square of the Coulomb amplitude is calculated exactly and has $1/t^2$ dependence. The second term proportional to the square of the hadron amplitude has small t dependence in the examined t region. The result proportional to the product of Coulomb and hadron amplitude has the $1/t$ dependence. For comparison with TOTEM data let us take our model description of all sets at 7 – 13 TeV without recent ATLAS data (see below) and calculate the differential cross sections at the same points of momentum transfer as the ATLAS experimental data at 13 TeV. For comparison of the t dependence, let us take an artificial term that has a simple $1/t$ dependence $F_{Ch}(t) = 8\alpha_{em}/t$, where α_{em} is a fine electromagnetic structure constant. The results are presented in Table 2. Obviously, the value of Δ_{CNI} (third column of Table 1) obtained from the ATLAS data has not normal $1/t$ dependence and differs considerably from the results obtained from TOTEM artificial data (TABLE 2, last column). In Fig. 1 the data are compared with the CNI term with hadron amplitudes, used by ATLAS (short dashed line), and with HEGS model calculations (long-dashed line), as well as with the term which represents the true $1/t$

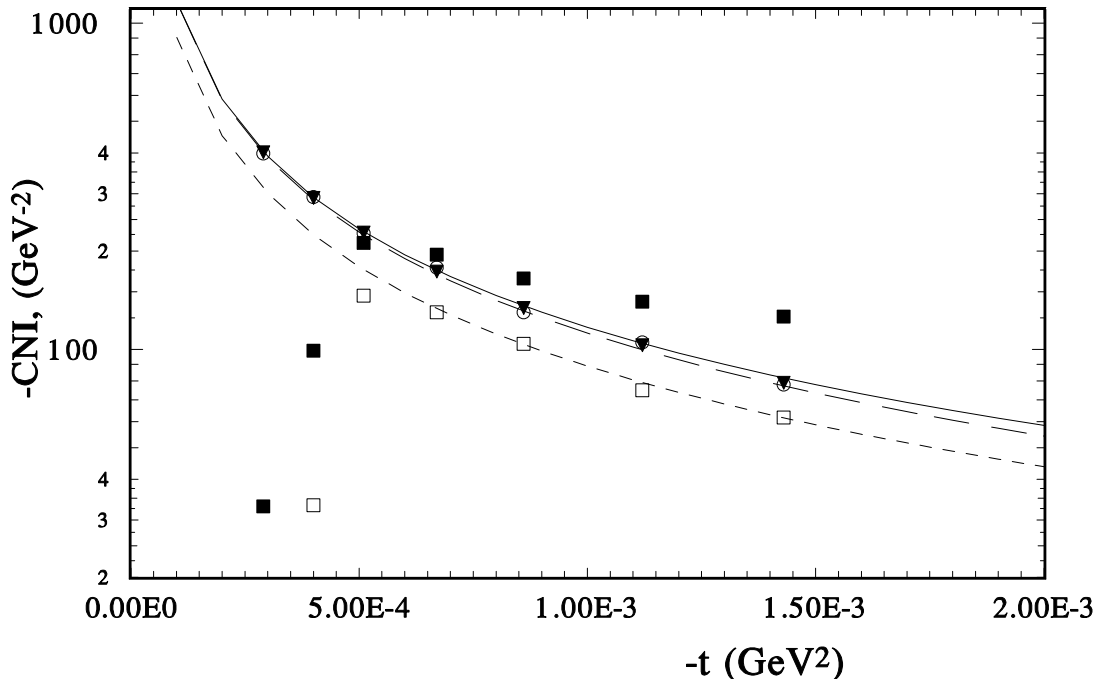


FIG. 1. $\Delta_{CNI}(t)$ extracted from experimental data: open squares and full squares - with different sizes of $\sigma_{tot}(s) = 104$ mb and $\sigma_{tot}(s) = 110$ mb with ATLAS form of $F_h(t)$; circles - extracted from the model representation of TOTEM data; hard line - representation of the CNI-term in the form $F_{Ch}(t) = 8\alpha_{em}/t$; long dashed line - HEGS model calculations of the CNI term; short dashed line - model calculations with ATLAS phenomenological fit of $F_h(t)$.

dependence $F_{Ch}(t) = 8\alpha_{em}/t$. We can see that the model calculations exactly reproduce the $1/t$ dependence. The points calculated with the hadron amplitude with $\sigma_{tot} = 104$ mb are essentially lower and give the $1/t$ dependence only for $-t > 0.0005$ GeV². The points obtained by using $\sigma_{tot} = 110$ mb do not give $1/t$ dependence for all points. It means that simple additional normalization does not improve the situation.

In Fig.2, the comparison of the TOTEM and ATLAS data at 13 TeV are presented. Obviously, the data of ATLAS above $-t = 0.0005$ GeV² are systematically lower than the TOTEM data. It means that additional corrections of the normalization of experimental data is required. This explains the tension between the sizes of $\sigma_{tot}(s)$ presented by the Collaborations. In our model fitting, we take into account only statistical errors whereas systematical errors are taken into account as additional correction coefficients of the normalization.

III. MODEL DESCRIPTION OF ALL EXPERIMENTAL SETS AT 7 - 13 TEV

There are many different semi-phenomenological models which give a qualitative description of the behavior of differential cross sections of elastic proton-proton scattering at $\sqrt{s} = 13$ TeV (for example [16, 17]). Some examples can be found in the review [10]; hence, we do not give a deep analysis of those models. One of the common properties of practically all models is that they take into account statistic and systematic errors in quadrature forms and in most part give only a qualitative description of the behavior of the differential cross section in a wide momentum transfer region.

In our paper [1], it was shown that the new data of the TOTEM Collaboration at 13 TeV show the existence in the scattering amplitude of the oscillation term, which can be determined by the hadron potential at large distances. In the analysis of experimental data of both the sets of the TOTEM data additional normalization was used. Its size reaches sufficiently large values. In this case, a very small χ^2_{dof} was obtained with taking into account only statistical

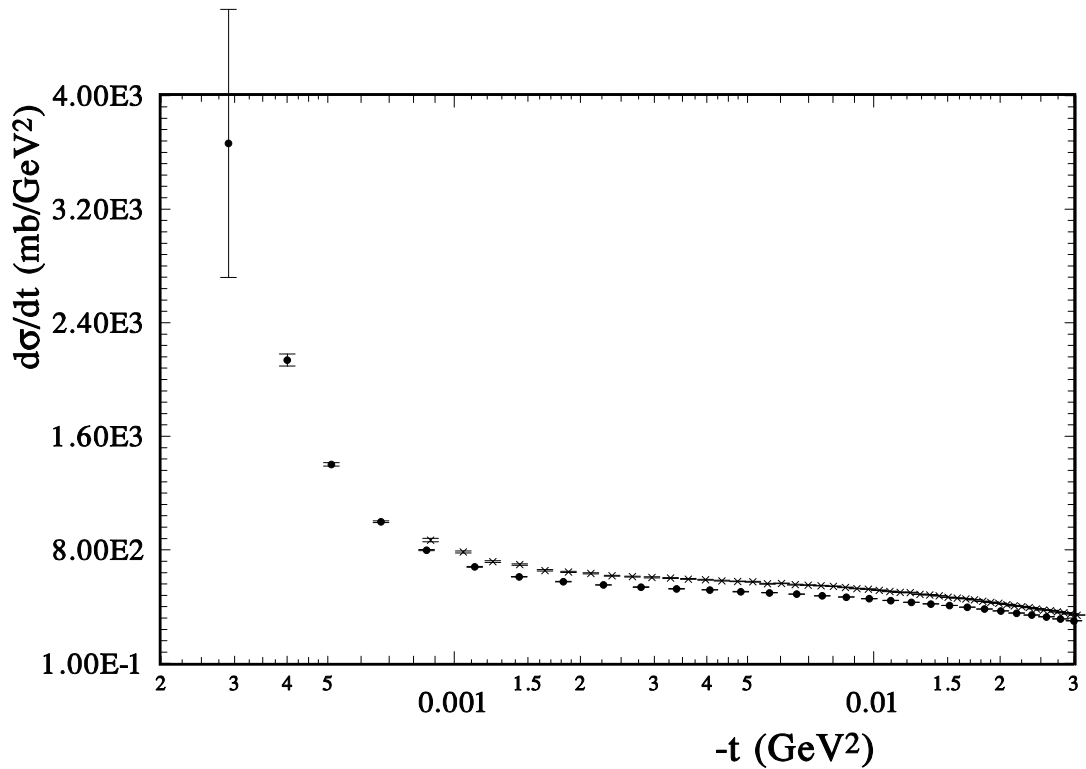


FIG. 2. Comparison of experimental data on the differential cross sections at small momentum transfer of the TOTEM and ATLAS Collaboration only with statistical errors. (Full squares - ATLAS data, open circles - TOTEM data.)

errors and with a small number of free parameters in the scattering amplitude, which was obtained in our High Energy Generalized Structure (HEGS) model [6, 7]. However, an additional normalization coefficient reaches a sufficiently large value, about 13%. It can be in a large momentum transfer region but is very unusual for a small momentum transfer. However, both sets of experimental data (small and large region of t) overlap in some region and, hence, affect each other's normalization. It is to be noted that the size of the normalization coefficient does not impact the size and properties of the oscillation term. We have examined many different variants of our model (including large and unity normalization coefficient), but the parameters of the oscillation term have small variations.

In the present work, the analysis of all sets of the TOTEM and ATLAS data at 7 – 13 TeV (at first, not including recent ATLAS data at 13 TeV) is carried out with additional normalization equal to unity and taking into account only statistical errors in experimental data.

To research into the new effects in elastic scattering as a basis, we take our high energy generalized structure (HEGS) model [6, 7] which quantitatively describes, with only a few parameters, the differential cross section of pp and $p\bar{p}$ from $\sqrt{s} = 9$ GeV up to 13 TeV, includes the Coulomb-hadron interference region and the high- $|t|$ region up to $|t| = 15$ GeV² and quantitatively well describes the energy dependence of the form of the diffraction minimum [8]. To determine the new effects, the model is simplified as much as possible. To avoid possible problems connected with the low-energy region, we consider here only the asymptotic variant of the model, leaving only the hadron spin-flip amplitude which has not energy dependence and taking it in simple exponential form with two parameters. As was made in all variants of the model, we take into account in the slope the π meson loop in the t -channel, as was proposed in [18, 19] and recently studied in [20]. The total elastic amplitude in general gets five helicity contributions, but at high energy it is enough to write it as $F(s, t) = F^h(s, t) + F^{\text{em}}(s, t)e^{\varphi(s, t)}$, where $F^h(s, t)$ comes from the strong interactions, $F^{\text{em}}(s, t)$ from the electromagnetic interactions and $\varphi(s, t)$ is the interference phase factor between the electromagnetic and strong interactions [21, 22]. Note that all five spiral electromagnetic amplitudes are taken into account in the calculation of the differential cross sections. It is essential that in model only the Born term is taken in analytic form. After that, the eikonal phase is calculated by the Fourier-Bessel method. Then using the standard eikonal representation, the full scattering amplitude is calculated numerically. The Born term of the elastic hadron

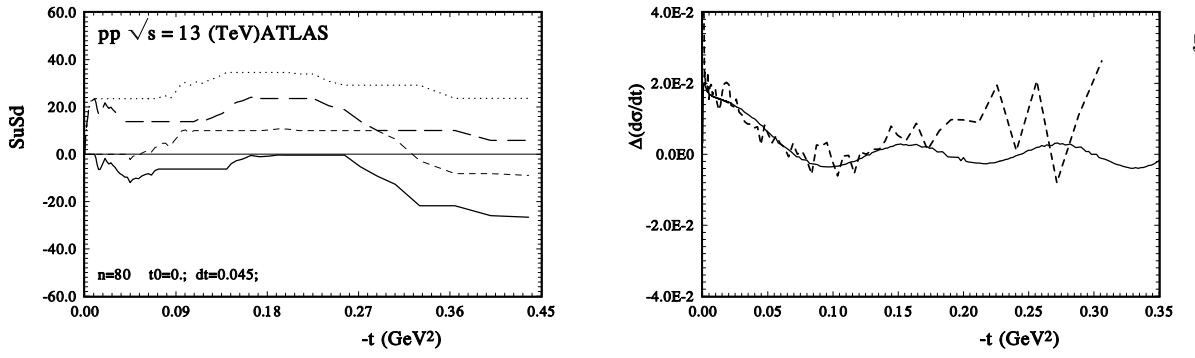


FIG. 3. a) (left side) The effect of the oscillation term in the even and odd parts of the intervals of momentum transfer of ATLAS data at 13 TeV (hard and dots lines) The same but with shifted intervals by half the period - short dashed lines); b) (right side) $R\Delta_{th}$ of eq.(6) (the hard line) and $R\Delta_{ex}$. eq.(7) (the tiny line) of ATLAS data at 13 TeV.

amplitude at large energy can be written as a sum of two pomerons (related with two and three (cross even) gluons and odderon contributions (cross odd - three gluon amplitude). Note that both pomeron contributions have the same positive sign, this is an essential difference from other models.

$$F(s, t)_B = \hat{s}^{\epsilon_0} \left(C_P F_1^2(t) \hat{s}^{\alpha'_1 t} + (C'_P \pm i C'_0 t) A^2(t) \hat{s}^{\frac{\alpha'_1 t}{4}} \right), \quad (2)$$

$$(3)$$

As seen, all terms have the same intercept $\alpha_0 = 1 + \epsilon_0 = 1.11$, and the pomeron slope is fixed at $\alpha'_0 = 0.24 \text{ GeV}^{-2}$. With taken into account the effects of two π -meson loop we have $\alpha'_1 = \alpha'_0(1 + x_{rt}^3 e^{-b_{st} t L n(s)})$ with $x_{rt} = \sqrt{4m_\pi - t}$. The model takes into account the electromagnetic $F_1(t)$ and gravitomagnetic $A(t)$ form factors, which correspond to the charge and matter distributions [23]. Both form factors are calculated as the first and second moments of the same Generalized Parton Distribution (GPDs) function. The Born scattering amplitude has three free parameters (the constants C_i) at high energy: two for the two pomeron amplitudes and one for the odderon. The real part of the hadronic elastic scattering amplitude is determined through the complexification $\hat{s} = -is$ to satisfy the dispersion relations. The oscillatory function was determined [1]

$$f_{osc}(t) = h_{osc}(1 + i)J_1(\tau)/\tau; \quad \tau = \pi(-t)/t_0; \quad (4)$$

here $J_1(\tau)$ is the Bessel function of the first order. This form has only two additional fitting parameters and allows one to represent a wide range of possible oscillation functions.

As was found in [2] the behavior of the experimental data requires an additional term to the scattering amplitude in the CNI region, which is determined by the hadron interaction at large distances. In the present work, it takes the simple exponential form

$$F_d(t) = h_d(i - \rho(t))e^{-(B_1|t| + B_2|t|^2) \log s \hat{1}_3}, \quad (5)$$

where $\rho(t)$ is determined by the main amplitude $F(s, t)$. Taking into account all sets of experimental data (Table 1), 715 experimental points were used in the fitting procedure with thirteen free parameters. After the fitting procedure, we obtain $\chi^2/n.d.f. = 1.06$ (remember that we used only statistical errors) with additional normalization coefficients

$$n_{A1} = 0.97, n_{T1} = 1.02, n_{T2} = 0.96, n_{A2} = 0.96, n_{T3} = 1.07, n_{T4} = 0.96, n_{T5} = 1.09, n_{T6} = 1.09, n_{A3} = 0.96$$

If we add the experimental data of the TOTEM Collaboration at $\sqrt{s} = 2.76 \text{ TeV}$ the number of experimental points increase to 778 and we obtain $\chi^2_{dof} = 1.07$.

The constants of the oscillatory and anomalous terms are determined with high accuracy.

$$h_{osc} = 0.36 \pm 0.013; \quad h_d = 1.41 \pm 0.07 \text{ GeV}^{-2}$$

. They can be compared with the same constants obtained from the analysis of TOTEM data at 13 TeV [1, 2]

$$h_{osc} = 0.16 \pm 0.02; \quad h_d = 1.7 \pm 0.01 \text{ GeV}^{-2}.$$

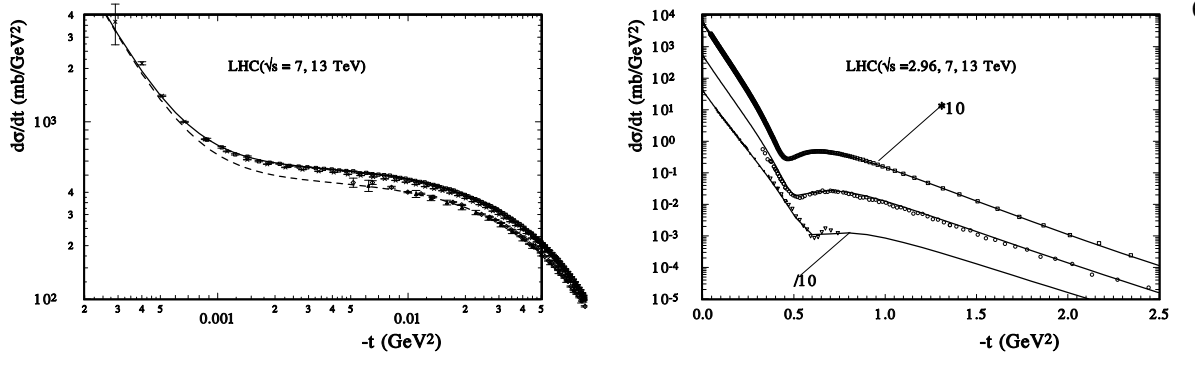


FIG. 4. The differential cross sections are calculated in the framework of the HEGS model at 2 – 13 TeV (the experimental points with only statistical errors). a) [right] the full region of t ; b) [left] the magnification of the region of the small momentum transfer of a); (the data of ATLAS ($\sqrt{s} = 13$ TeV) draw without additional coefficient of the normalization

It can be seen that additional experimental information leads to an increase in the sizes of the oscillation term. If such peculiarities are related with the specific properties of TOTEM 13 TeV data only, such constants have to decrease and errors increase essentially.

Now let us add the new data of the ATLAS Collaboration at 13 TeV into our consideration. As there are some problems with the points in the CNI region, let us take them with some increasing errors (for example, twice as large or proportional to the error of the first point). The number of experimental points is 795 and is obtained $\chi^2 = 903$. In this case, the additional normalization for ATLAS data is $n_{A3} = 1.06$, and they shift the normalization of TOTEM data at 13 TeV to $n_{T6} = 0.94$. This reflects the tension between these data. But the sizes of the corresponding constants of the new terms practically do not change. It means that such additional information does not change the determination of these peculiarities. Taking into account the experimental data of the TOTEM Collaboration at 2.9 TeV leads to the same result. In this case, the number of experimental points increases to 858 and $\chi^2 = 984$ is obtained. But again the sizes of the constants practically do not change.

The contributions of the oscillatory term in the differential cross section of ATLAS data at 13 TeV are presented in Fig.3 (a,b). In Fig.3a, the results of the statistical method of the two chosen independent selections are shown. This is the result of the procedure in which the whole examined region of momentum transfer is divided into some equal intervals, and then the deviation of the experimental data from some smooth curve, in the size of experimental data were summed separately in the odd and even intervals. If the some periodic structure is present in the experimental data, it gives the increasing sums of the contribution in the odd and even intervals in the case of coincidence of the period with the span of the interval. If the beginning of intervals shifted by half the period, the sums will be near each other.

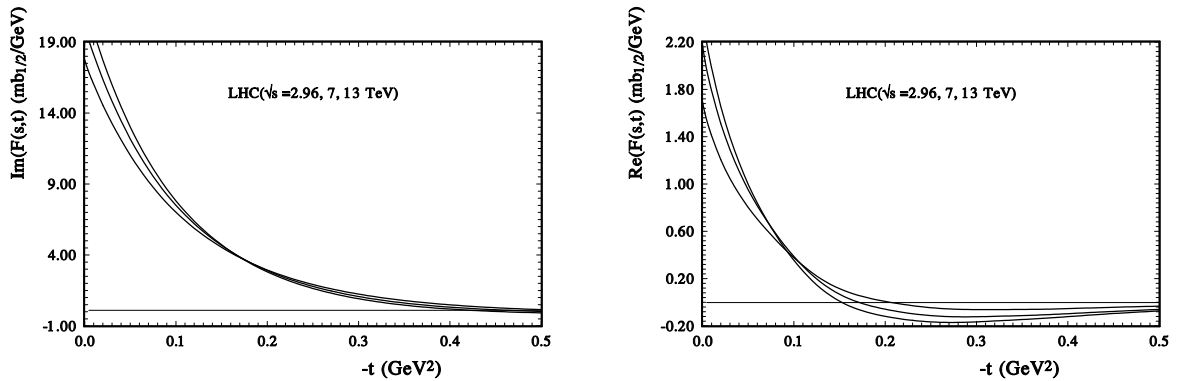


FIG. 5. The s and t dependence of the imaginary (left) and real (right) parts of the elastic scattering amplitude

TABLE III. The $\sigma_{tot}(s)$ and $\rho(s)$ obtained in the HEGSh model

\sqrt{s} (GeV)	$\sigma_{tot-ATLAS}$	$\sigma_{tot-TOTEM}$	$\sigma_{tot-model}$	$\rho_{tot-ATLAS}$	$\rho_{tot-TOTEM}$	$\rho_{tot-model}$
7.	98.5 ± 2.9	$95.35 \pm 2.$	98.8 ± 1.4		0.145 ± 0.09	0.117 ± 0.03
8.	101.7 ± 2.9	102.9 ± 2.3	100.7 ± 1.4		0.12 ± 0.03	0.118 ± 0.04
13.	110.6 ± 0.6	104.7 ± 1.1	108.1 ± 1.4	0.098 ± 0.011	0.1 ± 0.01	0.119 ± 0.04

The results of the description of the differential cross sections are present in Fig.4(a,b). We can see that the diffraction minimum has sharp form at 7 and 13 TeV, but less pronounced at $\sqrt{s} = 2.79$ TeV.

In Fig.5 the s and t dependence of the imaginary (left) and real (right) parts of the elastic scattering amplitude obtained in the model with taken into account the additional effects are presented. Note that the real part of the scattering amplitude has the first zero at small momentum transfer which change with energy. The imaginary part of the scattering amplitude has the first zero at the essentially large momentum transfer. It is determine the position of the diffraction minimum. Note that there are the crossing point on which the curves intersect. It is determine by the crows of the total cross sections and simultaneously the grows of the slope of the scattering amplitude.

IV. CONCLUSION

Examining the new peculiarity in the differential cross sections of elastic scattering at LHC energies on the basis of all experimental data of the TOTEM-CMS Collaboration and AIFA-ATLAS Collaboration, previously found in the differential cross section of the TOTEM Collaboration at 13 TeV [1, 2], strongly confirm the existence of these effects. The size constants of the effects have relatively large values and are determined with small errors ($h_{fd} = 1.54 \pm 0.08$ GeV^{-2} and $h_{osc} = 0.37 \pm 0.014$ GeV^{-2}), determined without the new ATLAS data at 13 TeV, and ($h_{fd} = 1.41 \pm 0.07$ GeV^{-2} and $h_{osc} = 0.36 \pm 0.013$ GeV^{-2}), and taking into account the new ATLAS data at 13 TeV. Hence the new data confirm the existence of such effects.

The HEGS model describes at a quantitative level the new experimental data at 2–13 TeV $\chi^2_{dof} = 1.09$ without the new ATLAS data and $\chi^2_{dof} = 1.16$ with them taking into account only statistical errors (see Fig.5). Such a description can be obtained only considering the new peculiarity of the elastic differential cross sections.

The new phenomena are determined by hadron interactions at large distances. The corresponding hadron potential has no simple exponential behavior. Our calculations [24] show that it has a modification Gaussian form with probably a cut at large distances $V(r) = h \text{Exp}[-Br^2]/(R_0 + r)$. This may be can be connect with glueball states of the gluon. In such a form, the gluon can be distributed at large distances above the confinement level.

The new effects can impact the determination of the sizes of the total cross sections, the ratio of the elastic to the total cross sections and the size of the $\rho(s, t)$, the ratio of the real to imaginary part of the elastic scattering amplitude. As a result, we have obtained the sizes of $\sigma_{tot}(s)$ and $\rho(s)$ presented in Table 3.

It is very likely that such effects exist also in experimental data at essentially lower energies [25], but, maybe, they have a more complicated form (with two different periods, for example).

-
- [1] O. V. Selyugin, Phys.Lett., **B 797** 134870 (2019).
 - [2] O. V. Selyugin, Mod.Phys.Lett. A, **36**, No. 18 (2021) 2150148.
 - [3] G. Antchev et all. (TOTEM Collaboration), Nuclear Physics B 899 (2015) 527-546
 - [4] G. Antchev et all. (TOTEM Collaboration) Eur.Phys.J.C 79 (2019) 10, 861
 - [5] ATLAS Collaboration, [arXiv:2207.12246; H. Stenzel et all. (ATLAS Collaboration), arxiv 2209.11.487
 - [6] O. V. Selyugin, Eur. Phys. J. C **72**, 2073 (2012).
 - [7] O. V. Selyugin, Phys. Rev. D **91**, no. 11, 113003 (2015)
 - [8] O. V. Selyugin, Nucl. Phys. A **959** (2017) 116.
 - [9] O. V. Selyugin, J.-R. Cudell, arxiv: 1810.....
 - [10] G. Pancheri, Y.N. Srivastava, MIT-CTP/4828, INFN-16-13/LNF ,arXiv:1610.10038; G.Pancheri, S. Paccetti, V. Strivasta, Phys.Rev. **D99** 2019, 034014.
 - [11] TOTEM Collaboration, G. Antchev et all., Eur. Phys. J. C (2016) 76: 661
 - [12] A Donnachie, P V Landshoff, arXiv:2203.00290.

- [13] Per Grafstrom, arxiv: 2209.01058
- [14] TOTEM Collaboration, G. Antchev et al., Eur.Phys.J.C 80 (2020) 2, 91
- [15] J.-R. Cudell, O.V. Selyugin, arXiv:
- [16] V. Petrov, arXiv:1711.00226.
- [17] E. Ferreira, A. K. Kohara, J. Sesma, Phys. Rev. C 97, 014003 (2018)
- [18] A. Anselm and V. Gribov, Phys. Lett. B**40**, 487 (1972).
- [19] G. Cohen-Tannoudji *et al.* Lett. Nuovo Cim. **5** (1972) 957;
- [20] V.A. Khoze, A.D. Martin and M.G. Ryskin, arxiv:hep-ph/0007359.
- [21] O. V. Selyugin, Mod. Phys. Lett. A **11** (1996) 2317.
- [22] O. V. Selyugin, Phys. Rev. **D 60** (1999) 074028.
- [23] O.V. Selyugin, Phys. Rev., **D 89** (2014) 093007.
- [24] O.V. Selyugin, Talk on "International Conference on Quantum Field Theory, High-Energy Physics, and Cosmology", 18-21 July 2022, JINR, Dubna.
- [25] O. V. Selyugin, J.-R. Cudell, Mod.Phys.Lett. A27, (2012)1250113; arxiv: 1207.0600.

