

Computing algebraic degrees of phylogenetic varieties

Luis David Garcia Puente ^{*1}, Marina Garrote-López ^{†2}, and Elima Shehu ^{‡3}

¹Department of Mathematics and Computer Science, Colorado College, Colorado Springs, CO, USA

²Department of Mathematics, University of British Columbia, Vancouver, Canada

³Max Planck Institute for Mathematics in the Sciences, Leipzig, Germany

³Osnabrück University, Osnabrück, Germany

October 05, 2022

Abstract

A phylogenetic variety is an algebraic variety parameterized by a statistical model of the evolution of biological sequences along a tree. Understanding this variety is an important problem in the area of algebraic statistics with applications in phylogeny reconstruction. In the broader area of algebra statistics, there have been important theoretical advances in computing certain invariants associated to algebraic varieties arising in applications. Beyond the dimension and degree of a variety, one is interested in computing other algebraic degrees, such as the maximum likelihood degree and the Euclidean distance degree. Despite these efforts, the current literature lacks explicit computations of these invariants for the particular case of phylogenetic varieties. In our work, we fill this gap by computing these invariants for phylogenetic varieties arising from the simplest group-based models of nucleotide substitution Cavender-Farris-Neyman model, Jukes-Cantor model, Kimura 2-parameter model, and the Kimura 3-parameter model on small phylogenetic trees with at most 5 leaves.

1 Introduction

One of the main goals of phylogenetics, is to reconstruct the evolutionary history of a group of different biological entities, such as genes, bacterial strains or species. In phylogenetics, we model these evolutionary relationships with a phylogenetic tree, where the leaves represent the extant entities of interest and the internal nodes represent their extinct common ancestors. After some mild hypothesis, to model the substitution of nucleotides in an evolutionary process we adopt a parametric statistical model, that is, we model the substitution of nucleotides along a phylogenetic tree as a Markov process on the tree. This allows to define a parameterization

^{*}lgarciapuate@coloradocollege.edu

[†]mgarrote@math.ubc.ca

[‡]elima.shehu@uni-osnabrueck.de

map that describe the joint distributions at the leaves of the tree in terms of the parameters of the model.

The resulting polynomial map $\phi_T^{\mathcal{M}} : \mathbb{R}^d \rightarrow \mathbb{R}^m$ associated to a tree T and a model \mathcal{M} maps any d -tuple of parameters to a distribution vector of the m possible observations at the leaves. The Zariski closure of the image of this map, denoted $\text{Im}(\phi_T^{\mathcal{M}})$, is the *phylogenetic variety* associated to T and \mathcal{M} . For certain evolutionary models this variety is a projective toric variety.

In applications, one is interested in finding the phylogenetic tree and the parameters that best explains some given evolutionary data. Geometrically, this can be interpreted as, given data point, computing the closest point on the varieties associated to the different possible trees. It is known that, for complex varieties, the number of complex non-singular critical points of the squared Euclidean distance to a generic point outside the variety is constant in a dense open subset, [DHO⁺16]. This number, known as the *Euclidean distance degree* (ED degree) of the variety, measures the algebraic complexity of the variety providing an upper bound for the number of real solutions. Another approach to recover the tree and parameters that best explains some data is by maximizing the likelihood of the observed distribution. That is, the maximum likelihood estimation is a similar optimization problem where one tries to find the model parameters that best explain the data. The *maximum likelihood degree* (ML degree) is the number of complex solutions to the critical equations of this optimization problem, which is also shown to be constant [HKS05, CHKS06].

Computing the the ML degree of phylogenetic varieties is a classical problem, and some degrees are already known for certain trees and models, see Section 3. On the other hand, the study ED degrees of these varieties is an emerging and understudied problem. To the best of our knowledge, only the ED degree of one tree of 4 leaves with a specific evolutionary model has been studied so far (see [CFSGL21]).

In this work we aim to extend the computations of ED and ML degrees for some group-based models on small phylogenetic trees with at most 5 leaves. For very small trees and the simplest models these degrees can be obtained using symbolic computations. However, when we increase the number of leaves of the trees or the complexity of the model, these tools are not sufficient. In this paper, we use tools from numerical algebraic geometry (using the package HomotopyContinuation.jl [BT18]) to compute lower bounds for the ED and ML degrees. Our main contribution in this paper is Theorem 4.1, where we find lower bound of these algebraic degrees for trees with up to 5 leaves and group based models. In order to obtain these numbers, Lemma 2.1 is also necessary, in which we present the cardinalities of the generic fibers of the parametrization map $\phi_T^{\mathcal{M}}$ for the group based models.

The paper is organized as follows, in Section 2 we introduce the basic notions on phylogenetic trees, phylogenetic varieties and group based models. We also present the Fourier transform which allows to parametrize phylogenetic varieties with a monomial map. In Section 3 we describe in more detail the ML degree and the ED degree for phylogenetic varieties. Section 4 is dedicated to present the results we have obtained using numerical methods, and these results are finally discussed in Section 5.

2 Phylogenetic models

In this section, we introduce phylogenetic models and the algebraic varieties associated to them. We focus on group-based phylogenetic models and introduce a change of coordinates called the discrete Fourier transformation, in which the parameterization of the phylogenetic varieties becomes monomial. The reader is referred to [Fel03, SS03, PS05, SS05] for a more detailed introduction to the topic.

Evolutionary relationships between a set of biological entities, or *taxa*, are commonly depicted in the form of phylogenetic trees. A *phylogenetic tree* T is a connected acyclic graph whose leaves are in one-to-one correspondence with a set of labels. That is, the leaves $L(T)$ of a phylogenetic tree T represent a set of current taxa, the inner nodes $\text{In}(T)$ correspond to common ancestors and the edges $E(T)$ represent the evolutionary relationships among them. For simplicity, we assume leaves are in correspondence with the set $\{1, 2, \dots, n\}$ where n is the number of leaves. We choose an internal vertex of T as the root r of T , which induces an orientation on the set of edges, from the root to the leaves.

The substitution of nucleotides in an evolutionary process is modeled by adopting a parametric statistical model as follows: associate a random variable X_v taking values on a set of states $\Sigma := \{s_1, \dots, s_k\}$ ¹ at each node v of the tree. Also, consider as parameters a distribution $\pi = (\pi_1, \dots, \pi_k)$ at the root r of the tree, where $p_i = \text{Prob}(X_r = s_i)$ and such that $\sum_i \pi_i = 1$; and a $k \times k$ transition matrix M_e at each (oriented) edge $e : u \rightarrow v$ of T given by $(M_e)_{ij} = \text{Prob}(X_v = s_j | X_u = s_i)$. The transition matrices are *stochastic* (or *Markov*) matrices, that is, all its entries are non-negative and its rows sum up to 1.

Assuming a hidden Markov process on a phylogenetic tree, the probability of observing a particular set of nucleotides at the leaves of the tree can be computed as a polynomial in terms of the model parameters as follows,

$$p_{x_1, \dots, x_n} = \sum_{\substack{x_r, x_v \in \Sigma \\ v \in \text{In}(T)}} \pi_{x_r} \prod_{e \in E(T)} M_e(x_u, x_v), \quad (1)$$

where x_r is the state of the root, x_u is the state of the parent node u of e , and x_v is the state of the child node v of e . If e is a terminal edge ending at leaf i then $x_v = x_i$.

We consider the polynomial map $\phi_T^{\mathcal{M}} : \mathbb{R}^d \rightarrow \mathbb{R}^m$ associated to a tree T and model \mathcal{M} that maps any d -tuple to a distribution vector of the $m := k^n$ possible observations at the leaves,

$$\begin{aligned} \phi_T^{\mathcal{M}} : \quad \Theta \subset \mathbb{R}^d &\rightarrow \Delta^{m-1} \subset \mathbb{R}^m \\ \theta = (\theta_1, \dots, \theta_d) &\mapsto p = (p_{s_1 s_1 \dots s_1}, p_{s_1 s_1 \dots s_2}, p_{s_1 s_1 \dots s_3}, \dots, p_{s_k s_k \dots s_k}), \end{aligned} \quad (2)$$

where d is the number of free substitution parameters (that is, free entries of the distribution at the root π and the transition matrices M_e) according to the model assumed and Θ denotes the space of stochastic parameters. The coordinates p_{x_1, \dots, x_n} correspond to the joint distribution of characters at the leaves of T given by a hidden Markov process on T governed

¹ Σ is usually assumed to be the set of nucleotides $\{\text{A}, \text{C}, \text{G}, \text{T}\}$ or the binary set $\{0, 1\}$ that can be identified with the two groups of nucleotide bases purines and pyrimidines.

by these parameters. Our assumption that the entries of π and rows of M_e sum to 1 implies $\sum p_{x_1, \dots, x_n} = 1$. Ignoring the stochastic restrictions on the parameter space, we may regard $\phi_T^{\mathcal{M}} : \mathbb{C}^d \rightarrow \mathbb{C}^m$ as a complex polynomial map. The Zariski closure of the image of such complex map, denoted $\mathcal{V}_T^{\mathcal{M}} = \overline{\phi_T^{\mathcal{M}}(\mathbb{C}^d)} \in \mathbb{C}^m$, is an algebraic variety known as the *phylogenetic variety* associated to T and \mathcal{M} .

Group-based models Nucleotide substitution models \mathcal{M} are specified by certain restrictions, which may arise from biochemical properties, on the distribution at the root and the transition matrices. The group-based model are certain substitution models in which the set Σ is given the additional structure of an abelian group. That is, a *group-based model* relative to an abelian group G is a substitution model whose matrices can be defined in terms of a function $f^e : G \rightarrow \mathbb{R}$ such that $M^e(g, h) = f^e(g - h)$, for any $g, h \in G$ after the identification of Σ with G .

In our work, we consider the Cavender-Farris-Neyman (CFN) model where $\Sigma = \{0, 1\}$ is identified with the group $\mathbb{Z}/2\mathbb{Z}$ and the 3-parameter *Kimura* (K81) model [Kim81] that identifies $\Sigma = \{A, C, G, T\}$ with the group $\mathbb{Z}/2\mathbb{Z} \times \mathbb{Z}/2\mathbb{Z}$. Both models assume a uniform distribution at the root of the tree and respective transition matrices have the form

$$M_e = \begin{pmatrix} a & b \\ b & a \end{pmatrix}, \quad M_e = \begin{pmatrix} a & b & c & d \\ b & a & d & c \\ c & d & a & b \\ d & c & b & a \end{pmatrix}.$$

These two models are called *general group-based models* associated to a group G . We also consider two submodels of the K81 model, the *Jukes-Cantor* (JC69) model [JC69] and the 2-parameter *Kimura* (K80) model [Kim80]. Transition matrices for these models can be obtained from K81 matrices by identifying parameters. The K80 model and the JC69 model assume $c = d$ and $b = c = d$, respectively.

The parametrization map $\phi_T^{\mathcal{M}}$ in general is not one-to-one. Then, understanding its generic fibers is important from both biological and computational points of view. In what follows we present the cardinality of such fibers, this corresponds to the number of parameters of the model that are mapped by $\phi_T^{\mathcal{M}}$ to the same probability distribution at the leaves of the tree.

Lemma 2.1. *The cardinalities $\delta_T^{\mathcal{M}}$ of the generic fibers of $\phi_T^{\mathcal{M}}$ for the previously described group based models are*

$$\delta_T^{CFN} = 2^N, \quad \delta_T^{JC} = 1, \quad \delta_T^{K80} = 2^N \quad \text{and} \quad \delta_T^{K81} = 4^N \quad (3)$$

where N is the number of interior nodes of T .

Proof. The result is already known for any general group-based models, see Proposition 2.1 in [CFSM15] where the authors prove that the cardinality of the generic fiber of $\phi_T^{\mathcal{M}}$ is $|G|^N$, where G is the group corresponding to the model \mathcal{M} .

For the other models, the result follows from the the fact that certain permutations of the rows and columns of the Markov matrices $\{M_e\}_{e \in E(T)}$ can be applied without affecting the join distribution p (see [AR03] or [Cha96]). Moreover, according to [AR04], given a

set of parameters $\{\pi, \{M_e\}_{e \in E(T)}\}$ and a set of permutations matrices P_{v_1}, \dots, P_{v_N} for each interior node $v_i \in \text{Int}(T)$, the distribution $p = \phi_T\left(\pi, \{M_e\}_{e \in E(T)}\right)$ equals the distribution $\phi_T\left(\pi P_r^T, \{P_u M_e P_v^T\}_{e: u \rightarrow v}\right)$, with $P_v = Id$ if v is a leaf of the tree. This implies that there are at most $(|\Sigma|!)^N$ set of parameters that map to the same distribution.

However, if we fix a particular model, the number of permutations that one can consider such that the structure of the transition matrices is preserved is much smaller than $|\Sigma|!$. We start considering the K81 model and a tree T . Let $e : u \rightarrow v$ be a terminal edge of T , that is, v is a leaf, and M_e the transition matrix associated to e . Consider a permutation matrix P_u associated to the vertex u , then we can replace M_e by the matrix $P_u M_e$. It can be easily checked that, if M_e is a K81 matrix, then $P_u M_e Id$ is a K81 matrix if and only if the permutations P_u is one of the following matrices:

$$\Gamma_1 = Id, \Gamma_2 = \begin{pmatrix} 0 & 1 & 0 & 0 \\ 1 & 0 & 0 & 0 \\ 0 & 0 & 0 & 1 \\ 0 & 0 & 1 & 0 \end{pmatrix}, \Gamma_3 = \begin{pmatrix} 0 & 0 & 1 & 0 \\ 0 & 0 & 0 & 1 \\ 1 & 0 & 0 & 0 \\ 0 & 1 & 0 & 0 \end{pmatrix}, \Gamma_4 = \begin{pmatrix} 0 & 0 & 0 & 1 \\ 0 & 0 & 1 & 0 \\ 0 & 1 & 0 & 0 \\ 1 & 0 & 0 & 0 \end{pmatrix}. \quad (4)$$

Consider now an edge $e : u \rightarrow v$ such that v is the parent node of a leaf of T . Let P_u and P_v be two permutation matrices associated to u and v . As shown above, to keep the structure of the transition matrices, P_v is one of the matrices $\{\Gamma_1, \Gamma_2, \Gamma_3, \Gamma_4\}$. Then, it is straightforward to see that $P_u M_e P_v^T$ is a K81 matrix if and only if P_u is also one of the permutation matrices in (4). This same argument can be applied recursively to all edges of the tree, showing that the only permutation matrices P_u and P_v that can be considered for $P_u M_e P_v^T$ to preserve the K81 structure are the matrices in $\{\Gamma_1, \Gamma_2, \Gamma_3, \Gamma_4\}$. This implies that the number of parameters mapping to the same distribution by ϕ_T^M is 4^N . Recursively along all edges of T one can see that all chosen P_u for any inner node u should be in $\{\Gamma_1, \Gamma_2, \Gamma_3, \Gamma_4\}$ so that $P_u M_e P_v^T$ are K81 matrices.

A similar argument can be applied to the K80 model, but in this case there are only two matrices, Γ_1 and Γ_2 that preserve the structure of the transition matrices, which implies that the cardinality of the fibers of ϕ_T^{K80} is 2^N . Finally, $\delta_T^{JC69} = 1$ follows from the fact that the only permutation P_u that preserves the structure of the JC69 matrices is the identity matrix. \square

For more insight on group based models and their corresponding phylogenetic varieties, we refer to [SS05], [Mic11] and [CFSM15].

Fourier transform The discrete Fourier transform is a powerful tool to analyse properties of group-based models and the pattern distributions arising from them. This idea was introduced by [Hen89] and [HP89] and was further explored by [SSE93]. The discrete Fourier transform provides a linear change of coordinates that reveals the irreducible variety of distributions of a group-based model \mathcal{V}_T^M to be a toric variety. The following results provide an explicit description of the parameterization of these varieties after this linear change of coordinates.

Theorem 2.2 ([ES93]). *Let p be the joint distribution of a group based model for a phylogenetic tree T obtained as in (1). Then the Fourier transform of p has the form*

$$q_{y_1 \dots y_n} = \begin{cases} \prod_{e \in E(T)} x_k^e & \text{if } y_n = y_1 + \dots + y_{n-1}, \\ 0 & \text{otherwise} \end{cases} \quad (5)$$

where $k = \sum_{i \in \text{de}(e)} y_i$, and $\text{de}(e)$ is the set of all leaves l descendant of e ² and x^e are the Fourier parameters associated to edge e .

Fourier parameters are the Fourier transforms of the transition functions $f^e : G \rightarrow \mathbb{R}$, which can be shown to be equivalent to the eigenvalues of transition matrices M_e . For simplicity, we assume x_0^e, \dots, x_l^e are the $l + 1$ different eigenvalues of M_e , where l coincides with the number of free parameters in M_e . As a consequence of the previous theorem, we can consider a map $\varphi_T^{\mathcal{M}} : \mathbb{C}^d \rightarrow \mathbb{C}^m$ parameterizing phylogenetic varieties from Fourier parameters to Fourier coordinates. Since the map $\varphi_T^{\mathcal{M}}$ is homogeneous we can consider the Zariski closure of the image of such map as a projective variety in \mathbb{P}^{m-1} :

$$\begin{aligned} \varphi_T^{\mathcal{M}} : \quad & \mathbb{P}^l \times \dots \times \mathbb{P}^l \quad \rightarrow \quad \mathbb{P}^{4^n-1} \\ & ([x_0^{e_1} : \dots : x_l^{e_1}], \dots, [x_0^{e_E} : \dots : x_l^{e_E}]) \quad \mapsto \quad q = (q_{\mathbf{A} \dots \mathbf{A}}, \dots, q_{\mathbf{T} \dots \mathbf{T}}), \end{aligned} \quad (6)$$

where E denotes the number of edges $E(T)$ of T .

Remark 2.3. The variety $\overline{\mathcal{V}_T^{\mathcal{M}}} = \overline{\text{Im } \varphi_T^{\mathcal{M}}}$ is the projectivization of the affine phylogenetic variety $\mathcal{V}_T^{\mathcal{M}}$. That is, the affine variety $\mathcal{V}_T^{\mathcal{M}}$ corresponds to the affine chart given by $x_0^{e_1} = \dots = x_0^{e_E} = 1$.

Since the discrete Fourier transform is a linear change of coordinates, it follows from Lemma 2.1 that the cardinality of the fibers of the parametrization map on Fourier parameters $\varphi_T^{\mathcal{M}}$ is preserved.

Corollary 2.4. *The cardinalities of the generic fibers of the map $\varphi_T^{\mathcal{M}}$ for the models CFN, JC69, K80, K81 models are 2^N , 1, 2^N and 4^N respectively.*

3 Algebraic degrees for phylogenetic models

In this section, we discuss an important problem in mathematical phylogenetics: given some data u find a distribution p in \mathcal{V}_T that makes u most likely. Such distribution p may depend on the distance measure chosen. In this work we focus on two classical optimization problems in algebraic statistics, the maximum likelihood estimate and the closest point on a variety in the Euclidean distance. First, we introduce the *Maximum likelihood estimator* problem and then the problem of minimizing the Euclidean distance over an algebraic variety.

Maximum likelihood estimator Maximum likelihood estimation is a standard approach to parameter estimation, and a fundamental computational task in statistics. In the case of

²A leaf l is a descendant of an edge e if there is a directed path from e to l .

phylogenetics, given observed data u , a phylogenetic tree T , and a nucleotide substitution model \mathcal{M} , the maximum likelihood estimate is the set of parameters $\theta = (\theta_1, \dots, \theta_d)$ that is most likely to have produced the data u . We assume data is given by a non-negative integer vector u in \mathbb{N}^n , where u_i is the number of times the i -th event is observed. Then, the problem of *maximum likelihood estimation* aims to find the parameters θ that maximizes the log-likelihood function

$$\ell_u(\theta) = \sum_{i=1}^m u_i \log(p_i), \quad (7)$$

where $p = (p_1, \dots, p_m) = \phi_T^{\mathcal{M}}(\theta)$. Local and global optimizers of the log-likelihood function are solutions of the *critical equations* of $\ell_u(\theta)$, which are given by

$$\frac{\partial \ell_u}{\partial \theta_1} = \dots = \frac{\partial \ell_u}{\partial \theta_d} = 0 \quad (8)$$

For generic data u , the number of complex solutions $\theta \in \mathbb{C}^d$ of the critical equations $\frac{\partial \ell_u}{\partial \theta_i} = 0$ such that $\phi_T^{\mathcal{M}}(\theta)$ is a smooth point in \mathcal{V}_T is finite and constant. (see [HKS05, CHKS06]):

Definition 3.1. The *maximum likelihood degree* (ML degree) of a tree T and model \mathcal{M} is the number of solutions of the system of critical equations of $\ell_u(\theta)$, for generic data u , divided by $\delta_T^{\mathcal{M}}$, the cardinality of the fibers of $\phi_T^{\mathcal{M}}$ (see Remark 2.1).

ML degrees of phylogenetic varieties have been studied extensively, and they are known for some specific trees and models. For instance, ML degree for the 3-leaf star tree evolving under Jukes Cantor model is 23 and can be found in [HKS05]. Known ML degrees of phylogenetic varieties are resumed in [CGS05] and the companion website

<https://www.coloradocollege.edu/aapps/ldg/small-trees/>.

In section 4, we extend these computations, and present new ML degrees that have been obtained using numerical methods.

Minimizing the Euclidean distance A different approach to find parameters that better explain a data point u is to minimize the Euclidean distance function from u to a given algebraic variety $\mathcal{V}_T^{\mathcal{M}}$. In this case, we assume that the data $u \in \mathbb{R}^m$ is a distribution. The aim is to minimize the squared Euclidean distance function from u to the variety $\mathcal{V}_T^{\mathcal{M}}$. In order to accomplish this, we consider the Fourier parameterization of the variety introduced in (6). Since the Fourier transformation is an orthogonal linear change of coordinates, the Euclidean distance between distributions can be computed using these new coordinates (see Remark 2.5 in [CFSGL21] for more details). Then we consider the following optimization problem

$$\min_x d_u(x) := \min_{q \in \mathcal{V}_T^{\mathcal{M}}} \sum_{i=1}^m (u_i - q_i)^2, \quad (9)$$

where $x = ([x_0^{e_1} : \dots : x_l^{e_1}], \dots, [x_0^{e_E} : \dots : x_l^{e_E}])$ are the Fourier parameters and $q = (q_1, \dots, q_m) = \varphi_T^{\mathcal{M}}(x)$ the Fourier coordinates. The critical points of this problem are the solutions of the system

$$\frac{\partial d_u}{\partial x_1} = \dots = \frac{\partial d_u}{\partial x_d} = 0. \quad (10)$$

For generic data u , the number of complex solutions $x \in \mathbb{C}^d$ of the critical equations $\frac{\partial d_u}{\partial x_i} = 0$ such that $\phi_T^{\mathcal{M}}(x)$ is a smooth point in \mathcal{V}_T is constant, see [DHO⁺16].

Definition 3.2. the *Euclidean distance (ED) degree* of $\mathcal{V}_T^{\mathcal{M}}$ is the number of complex solutions of the critical equations $\frac{\partial d_u}{\partial x_i} = 0$, for generic data u , divided by $\delta_T^{\mathcal{M}}$.

In this work we also consider a more general problem, that is, given a vector $\lambda = (\lambda_1, \dots, \lambda_m)$, consider the minimization problem

$$\min_x d_{u,\lambda}(x) = \min_{q \in \mathcal{V}_T^{\mathcal{M}}} \sum_{i=1}^m \lambda_i (u_i - q_i)^2. \quad (11)$$

If the weight vector λ is generic, then the number of complex critical points of (11), that is, the solutions of

$$\frac{\partial d_{u,\lambda}}{\partial x_1} = \dots = \frac{\partial d_{u,\lambda}}{\partial x_d} = 0, \quad (12)$$

is independent of λ and is called the *generic ED degree* (gED degree). Since $\overline{\mathcal{V}_T^{\mathcal{M}}}$ is a complex toric variety, then the parameterization $\varphi_T^{\mathcal{M}}$ is a monomial map and can be described by a $d \times m$ matrix A whose columns are the exponent vectors of the monomials parameterizing each Fourier coordinate. Thus, the generic ED degree can be computed in terms of the Chern-Mather volumes of all faces of the polytope $P = \text{conv}(A)$. For the explicit expression of the gED degree for toric varieties, the reader is referred to [HS18, Theorem 1.1].

Remark 3.3. According to Theorem 6.11 in [DHO⁺16], the gED degree of $\overline{\mathcal{V}_T^{\mathcal{M}}}$ is an upper bound of both the ED degree of $\overline{\mathcal{V}_T^{\mathcal{M}}}$ and the ED degree of $\mathcal{V}_T^{\mathcal{M}}$.

The study of the optimization problem (9), i.e. minimizing the Euclidean distance from a data point to a phylogenetic variety, as well as the calculation of ED degrees for these varieties is still recent. As far as we are aware, only the ED degree for the 4-leaf binary tree evolving under the JC69 model is previously known, see [CFSG21, Lemma 5.1].

4 Computational results

In this section we present the computational results that we obtained for the ML and ED degrees for phylogenetic trees up to 5 leaves and the group based models previously introduced. We first discuss the computational approaches used, then we present the computed degrees and finally the execution times for such computations.

Computational approaches In order to compute the described algebraic degrees one could use symbolic computations following the algorithms described in [HKS05, DHO⁺16]. However these approaches have some limitations and are, in general, not feasible for models such as the Kimura models, for example. However, we use the Macaulay2 package `toricInvariants` (see [HS18]) to compute the gED degree of the projective toric varieties parameterized by (5), that has given us the expected results in most cases.

Our approach in this paper is to use numerical methods to find out how much we can extend the computations of these invariants for phylogenetic varieties. We use the Julia package `HomotopyContinuation.jl` [BT18] for computing both, the ED degrees and gED degrees for the toric phylogenetic varieties. To compute these degrees we turn the computation of critical points of the optimization problems (9) and (11) into the problem of solving the systems of polynomial equations (10) and (12). We solve these systems of critical equations using the `solve` function in `HomotopyContinuation.jl`. In order to solve the system, a starting system, with easily computed solutions, is first derived using a polyhedral homotopy algorithm developed by Hubert and Sturmfels [HS95]. After that, the original system is subjected to a parameter homotopy, which along with the solutions of the starting system define the solution path that we can track.

To compute the ML degree we solve the system of critical equations given in (8). This system can be converted into a polynomial system by adding new variables as suggested in [PS05, Section 3.3]. In this way one can also use `HomotopyContinuation.jl`. However, for our specific models, solving the corresponding systems became computationally infeasible as the number of leaves and parameters in the model increased. This is mostly due to the fact that the number of paths to track increases at a significantly higher rate. As a result, most computations did not finish due to time and memory constraints.

As an alternative approach, we use *monodromy* to compute all the isolated solutions with the specified parameter values and initial solutions. We search for a pair of data u_0 and parameters θ_0 satisfying the system (8). New solutions for θ are found by making loops in the parameter space of the system. In order to use monodromy one must compute a starting solution in terms of variables θ_0 and parameters u_0 . One approach to do this is to substitute some random variables θ_0 into the system (8) and then find initial parameters u_0 by solving the resulting linear system. However, in our systems the number of parameters is larger than the number of variables and therefore, we get an underdetermined linear system. To solve it we assign random numbers to entries of u_0 until we get a full rank square linear system which we then solve for the remaining entries of u_0 .

Finally, we use a method based on interval arithmetic to certify solutions obtained via numerical methods to the polynomial systems above, see [BRT21]. The method `certify` in the package `HomotopyContinuation.jl` uses interval arithmetic to prove the correctness of an isolated nonsingular solution to a (square) system of polynomial equations. Given a numerical approximation of a complex zero, this package computes intervals for the real and imaginary parts of each variable that contain a true solution to the system and certifies whether the proposed numerical solution lies in this interval. This process may not be able to certify all true solutions. Thus the number of certified numerical solutions to our system of equations is a lower bound for the actual algebraic degrees of the corresponding varieties, see [BRT21, Section 1.1]. This allows us to turn our numerical computations into rigorous proof of our results in the following subsection.

The implementation of all methods discussed in this contribution is found at

<https://github.com/marinagarrote/Computing-algebraic-degrees-of-phylogenetic-varieties>.

Algebraic degrees of phylogenetic varieties for small trees We display the results of our computations of the algebraic degrees of the corresponding phylogenetic varieties in the tables Table 1, Table 2, and Table 3, . We also present the degree and dimension of the projective variety $\overline{\mathcal{V}}_T^{\mathcal{M}}$. The latter invariant corresponds to the number of free parameters needed to parameterize the variety plus one. Observe that, by intersecting the corresponding variety with the hyperplane given by $\{q_{A\dots A} = 1\}$, the dimension drops by one giving the dimension of $\mathcal{V}_T^{\mathcal{M}}$ which is the minimum number of parameters needed to determine the model, see [CGS05].

3-leaf trees: We start by considering the binary 3-leaf tree.

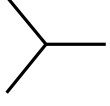
Tree	Model	dim	deg	ML deg	ED deg of $\mathcal{V}_T^{\mathcal{M}}$	gED deg of $\mathcal{V}_T^{\mathcal{M}}$	ED deg of $\overline{\mathcal{V}}_T^{\mathcal{M}}$	gED deg of $\overline{\mathcal{V}}_T^{\mathcal{M}}$
	CFN	4	2	1	1	1	1	1
	JC69	4	3	23	13	13	18	18
	K80	7	12	1964	184	184	188	236
	K81	10	96		12673	15553	10360	21112

Table 1: Dimension, degree, ML degree of $\mathcal{V}_T^{\mathcal{M}}$, ED and gED degrees of $\mathcal{V}_T^{\mathcal{M}}$ and $\overline{\mathcal{V}}_T^{\mathcal{M}}$ for the binary 3-leaf tree illustrated in the first column and the four group-based models presented in Section 2.

4-leaf trees: In the case of phylogenetic trees with four leaves, we consider both the star tree and the binary tree.


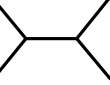
Tree	Model	dim	deg	ML deg	ED deg of $\mathcal{V}_T^{\mathcal{M}}$	gED deg of $\mathcal{V}_T^{\mathcal{M}}$	ED deg of $\overline{\mathcal{V}}_T^{\mathcal{M}}$	gED deg of $\overline{\mathcal{V}}_T^{\mathcal{M}}$
	CFN	5	8	92	92	92	72	120
	JC69	5	20	4315	124	220	243	267
	K80	9	832		50972	88076	33176	106744
	CFN	6	4	14	10	30	4	36
	JC69	6	34	17332	290	630	309	809

Table 2: Dimension, degree, ML degree of $\mathcal{V}_T^{\mathcal{M}}$, ED and gED degrees of $\mathcal{V}_T^{\mathcal{M}}$ and $\overline{\mathcal{V}}_T^{\mathcal{M}}$ for the star 4-leaf tree evolving under the CFN, JC69 and K80 models and also for the binary 4-leaf tree with the CFN and JC69 models.

5-leaf trees: Finally, we consider three different 5-leaf trees, the star tree, an unresolved tree and the binary tree.


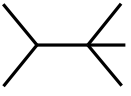
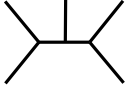
Tree	Model	dim	deg	ML deg	ED deg of $\mathcal{V}_T^{\mathcal{M}}$	gED deg of $\mathcal{V}_T^{\mathcal{M}}$	ED deg of $\overline{\mathcal{V}}_T^{\mathcal{M}}$	gED deg of $\overline{\mathcal{V}}_T^{\mathcal{M}}$
	CFN	6	52	4698	858	1098	484	1364
	JC69	6	115		713	2313	1792	2792
	CFN	7	44	2098	334	1026	176	1256
	JC69	7	315		3819	12787	4569	15977
	CFN	8	34	668	144	1044	62	1294
	JC69	8	813		10073	62057	9010	78583

Table 3: Dimension, degree, ML degree of $\mathcal{V}_T^{\mathcal{M}}$, ED and gED degrees of $\mathcal{V}_T^{\mathcal{M}}$ and $\overline{\mathcal{V}}_T^{\mathcal{M}}$ for the star 5-leaf tree, an unresolved 5-leaf tree and the binary 5-leaf tree evolving under the CFN and the JC69 model.

We have certified the numerical solutions of the systems (8), (10) and (12) which allows us to state the following result:

Theorem 4.1. *The results presented in Tables 1, 2, and 3 are lower bounds for the corresponding algebraic degrees of the respective phylogenetic varieties.*

Execution time. The results presented in this section were computed on an iMac with the Apple M1 chip and 16 GB of memory running macOS Monterey 12.6, Julia version 1.8.1 and Macaulay2 version 1.20. We used versions 2.6.4 and 3.01 of the packages `HomotopyContinuation.jl` and `toricInvariants` respectively. In the following Table 4 we display the times (in seconds) needed to compute the ML and ED degrees of $\mathcal{V}_T^{\mathcal{M}}$ for all small trees and models considered above. We report timings using both homotopy continuation and monodromy methods and discuss the results in the next section. The blanks in the table correspond to cases that we have not been able to compute, see Section 5, while the entries marked with * in the last column correspond to computational times with an extremely high standard deviation (a few seconds to several hours) or computations that were halted after several hours.

5 Discussion

In this work, we have highlighted the significant advantage of numerical methods versus symbolic approaches to solve systems of polynomial equations related to computing algebraic degrees of phylogenetic varieties. Most degrees computed in this project were beyond the reach of symbolic methods, that halted after long computational times due to machine memory problems. We have verified that symbolic computations can only be carried out for trees under the CFN model, some under the JC69 model and for the generic ED degree of projective varieties. With that said, the approach described in [HS18] allowed us to compute all but one of the gED degrees of the corresponding projective varieties (the star tree with 3 leaves under

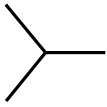

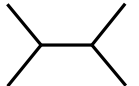

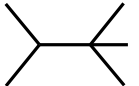
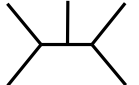
Tree	Model	ML deg (HC)	ML deg (Mon)	ED deg of \mathcal{V}_T^M (HC)	ED deg of \mathcal{V}_T^M (Mon)
	CFN	0.03	0.02	0.04	0.03
	JC69	3.2	1.8	0.04	0.05
	K80	437	15	1	0.7
	K81			92	190
	CFN	12	2.7	0.07	0.2
	JC69	120	20	0.08	0.12
	K80			140	3002
	CFN	89	3.7	0.5	7.5
	JC69		358	0.5	*
	CFN		37	0.5	5
	JC69			0.8	2
	CFN		78	10	*
	JC69			13	*
	CFN		284	57	*
	JC69			136	*

Table 4: Computational times to obtain the ML and ED degrees of \mathcal{V}_T^M using both homotopy continuation and monodromy.

the K81 model was the lone exception). These symbolic computations were performed using the M2 package `ToricInvariants.m2` [Hel]. It is also worth noting that we have not been able to verify numerically the generic ED degree for the projective variety of the binary tree on 5 leaves under the JC69 model. The closest we have gotten is 78,577 certified solutions.

Although numerical methods allow us to present several new bounds for the Euclidean distance degrees, we have not yet been able to compute the ML degrees for many of the phylogenetic varieties we considered. Moreover, there is evidence that we have reached the boundary of problems that are tractable using the existing numerical techniques. These missing degrees, along with the degrees of larger trees and more general models, remain an open question and our next step in our studies.

It is also important to note the differences between homotopy continuation and monodromy. In general, for all missing degrees in our tables, homotopy continuation methods run out of memory during the computation of a starting system and monodromy methods have excessively long computation times. Furthermore, in our calculations we observe that although for most cases monodromy is slower, it manages to complete the computation for

some cases that homotopy continuation is unable to do, as can be seen in Table 4.

In the first column of Table 4, all the missing ML degree computations failed due to memory overflow while attempting to compute a start system for homotopy continuation. In the second column, the missing entries are not due to memory issues but prohibitively long running times. For example, the computation for the star tree with 3 leaves under the K81 model halted after running for 6 days. Using monodromy, the system had found 10,080,070 solutions and exited half way through the certification process. Similarly, for the binary tree with 4-leaves under the K80 model, after 3 days of running time, using monodromy, the system had computed 2,466,126 solutions. At that moment, we paused the process and certified 62,141 solutions. This also demonstrates how fast these degrees grow when we add more free parameters in the models.

In our work, we also kept track of the number of real solutions to our systems. According to our simulations, generally the systems studied do not have real and stochastic solutions. Although in a few occasions and for some random initial data we have been able to find one or two stochastic solutions. This shows that, from a biological point of view, if one wants to find the point of the variety with stochastic (i.e. biologically meaningful) parameters closest to a given data point, one should take into account the boundary of the variety region defined by distributions that are the image of stochastic parameters. This, therefore, adds considerable complexity to the problem of finding the tree and parameters that best explain a given data point.

Finally, it would be interesting to extend our computations to include small phylogenetic networks. Networks, are more general models that allow to considering more complex evolutionary processes such as hybridization and gene flow, see [GL18] for a nice introduction to the topic. Moreover, we believe that it is possible to design tailored homotopy continuation methods that may allow the computation of significant lower bounds for some of the missing algebraic degrees and we propose to explore this direction further.

Acknowledgments

The authors would like to thank Bernd Sturmfels for introducing the three of us and encouraging us to work on this project. They also wish to thank Paul Breiding, Sonja Petrović and Kemal Rose for helpful discussions on this topic. The research of Elima Shehu was funded by the Deutsche Forschungsgemeinschaft (DFG, German Research Foundation), Projektnummer 445466444.

References

- [AR03] Elizabeth S. Allman and John A. Rhodes. Phylogenetic invariants for the general Markov model of sequence mutation. *Mathematical Biosciences*, 186(2):113–144, dec 2003.

- [AR04] Elizabeth S. Allman and John A. Rhodes. Quartets and Parameter Recovery for the General Markov Model of Sequence Mutation. *Applied Mathematics Research eXpress*, 2004(4):107–131, 2004.
- [BRT21] Paul Breiding, Kemal Rose, and Sascha Timme. Certifying zeros of polynomial systems using interval arithmetic, 2021.
- [BT18] Paul Breiding and Sascha Timme. HomotopyContinuation.jl: A Package for Homotopy Continuation in Julia. In *Mathematical Software – ICMS 2018*, pages 458–465, Cham, 2018. Springer International Publishing.
- [CFSGL21] Marta Casanellas, Jesús Fernández-Sánchez, and Marina Garrote-López. Distance to the stochastic part of phylogenetic varieties. *Journal of Symbolic Computation*, 104:653–682, may 2021.
- [CFSM15] Marta Casanellas, Jesús Fernández-Sánchez, and Mateusz Michałek. Low degree equations for phylogenetic group-based models. *Collectanea Mathematica*, 66(2):203–225, may 2015.
- [CGS05] Marta Casanellas, Luis David Garcia, and Seth Sullivant. Catalog of Small Trees. In L Pachter and B Sturmfels, editors, *Algebraic Statistics for Computational Biology*, chapter 15, pages 305–321. Cambridge University Press, aug 2005.
- [Cha96] Joseph T. Chang. Full reconstruction of Markov models on evolutionary trees: Identifiability and consistency. *Mathematical Biosciences*, 137(1):51–73, oct 1996.
- [CHKS06] Fabrizio Catanese, Serkan Hoşten, Amit Khetan, and Bernd Sturmfels. The maximum likelihood degree. *American Journal of Mathematics*, 128(3):671–697, 2006.
- [DHO⁺16] Jan Draisma, Emil Horobeţ, Giorgio Ottaviani, Bernd Sturmfels, and Rekha R. Thomas. The Euclidean Distance Degree of an Algebraic Variety. *Foundations of Computational Mathematics*, 16(1):99–149, feb 2016.
- [ES93] Steven N. Evans and T. P. Speed. Invariants of Some Probability Models Used in Phylogenetic Inference. *The Annals of Statistics*, 21(1):355–377, mar 1993.
- [Fel03] Joseph Felsenstein. *Inferring phylogenies*. Sinauer Associates, 2003.
- [GL18] Elizabeth Gross and Colby Long. Distinguishing phylogenetic networks. *SIAM Journal on Applied Algebra and Geometry*, 2(1):72–93, 2018.
- [Hel] Martin Helmer. Toricinvariants: A *Macaulay2* package. version 3.01.
- [Hen89] Michael D. Hendy. The Relationship Between Simple Evolutionary Tree Models and Observable Sequence Data. *Systematic Zoology*, 38(4):310, dec 1989.
- [HKS05] Serkan Hosten, Amit Khetan, and Bernd Sturmfels. Solving the likelihood equations. *Foundations of Computational Mathematics*, 5(4):389–407, 2005.
- [HP89] Michael D. Hendy and David Penny. A Framework for the Quantitative Study of Evolutionary Trees. *Systematic Zoology*, 38(4):297, dec 1989.

- [HS95] Birkett Huber and Bernd Sturmfels. A polyhedral method for solving sparse polynomial systems. *Math. Comp.*, 64(212):1541–1555, 1995.
- [HS18] Martin Helmer and Bernd Sturmfels. Nearest points on toric varieties. *Mathematica Scandinavica*, 122(2):213–238, Apr. 2018.
- [JC69] Thomas H. Jukes and Charles R. Cantor. Evolution of protein molecules. *Mammalian protein metabolism*, 3:21–132, 1969.
- [Kim80] Motoo Kimura. A simple method for estimating evolutionary rates of base substitutions through comparative studies of nucleotide sequences. *Journal of Molecular Evolution*, 16(2):111–120, jun 1980.
- [Kim81] Motoo Kimura. Estimation of evolutionary distances between homologous nucleotide sequences. *Proceedings of the National Academy of Sciences*, 78(1):454–458, jan 1981.
- [Mic11] Mateusz Michałek. Geometry of phylogenetic group-based models. *Journal of Algebra*, 339(1):339–356, aug 2011.
- [PS05] Lior Pachter and Bernd Sturmfels, editors. *Algebraic statistics for computational biology*. Cambridge University Press, New York, 2005.
- [SS03] Charles Semple and Mike Steel. *Phylogenetics*. Oxford University Press, 2003.
- [SS05] Bernd Sturmfels and Seth Sullivant. Toric Ideals of Phylogenetic Invariants. *Journal of Computational Biology*, 12(2):204–228, mar 2005.
- [SSE93] László A.A. Székely, Mike A. Steel, and Péter L. Erdős. Fourier Calculus on Evolutionary Trees. *Advances in Applied Mathematics*, 14(2):200–216, jun 1993.