

Exploring Effective Knowledge Transfer for Few-shot Object Detection

Zhiyuan Zhao¹

State Key Laboratory of Virtual Reality Technology and Systems, Beihang University
Beijing, China
zhaozhiyuan@buaa.edu.cn

Qingjie Liu^{2*}

State Key Laboratory of Virtual Reality Technology and Systems, Beihang University
Beijing, China
qingjie.liu@buaa.edu.cn

Yunhong Wang³

State Key Laboratory of Virtual Reality Technology and Systems, Beihang University
Beijing, China
yhwang@buaa.edu.cn

ABSTRACT

Recently, few-shot object detection (FSOD) has received much attention from the community, and many methods are proposed to address this problem from a knowledge transfer perspective. Though promising results have been achieved, these methods fail to achieve shot-stable: methods that excel in low-shot regimes are likely to struggle in high-shot regimes, and vice versa. We believe this is because the primary challenge of FSOD changes when the number of shots varies. In the low-shot regime, the primary challenge is the lack of inner-class variation. In the high-shot regime, as the variance approaches the real one, the main hindrance to the performance comes from misalignment between learned and true distributions. However, these two distinct issues remain unsolved in most existing FSOD methods. In this paper, we propose to overcome these challenges by exploiting rich knowledge the model has learned and effectively transferring them to the novel classes. For the low-shot regime, we propose a distribution calibration method to deal with the lack of inner-class variation problem. Meanwhile, a shift compensation method is proposed to compensate for possible distribution shift during fine-tuning. For the high-shot regime, we propose to use the knowledge learned from ImageNet as guidance for the feature learning in the fine-tuning stage, which will implicitly align the distributions of the novel classes. Although targeted toward different regimes, these two strategies can work together to further improve the FSOD performance. Experiments on both the VOC and COCO benchmarks show that our proposed method can significantly outperform the baseline method and produce competitive results in both low-shot settings (shot<5) and high-shot settings (shot≥5). Code is available at https://github.com/JulioZhao97/EffTrans_Fsdet.git.

CCS CONCEPTS

• **Computing methodologies** → **Object detection.**

*Corresponding Author.

Permission to make digital or hard copies of all or part of this work for personal or classroom use is granted without fee provided that copies are not made or distributed for profit or commercial advantage and that copies bear this notice and the full citation on the first page. Copyrights for components of this work owned by others than ACM must be honored. Abstracting with credit is permitted. To copy otherwise, or republish, to post on servers or to redistribute to lists, requires prior specific permission and/or a fee. Request permissions from permissions@acm.org.

MM '22, October 10–14, 2022, Lisboa, Portugal

© 2022 Association for Computing Machinery.

ACM ISBN 978-1-4503-9203-7/22/10...\$15.00

<https://doi.org/10.1145/3503161.3548062>

KEYWORDS

few-shot object detection, knowledge transfer, distribution calibration, distribution regularization

ACM Reference Format:

Zhiyuan Zhao¹, Qingjie Liu², and Yunhong Wang³. 2022. Exploring Effective Knowledge Transfer for Few-shot Object Detection. In *Proceedings of the 30th ACM International Conference on Multimedia (MM '22)*, October 10–14, 2022, Lisboa, Portugal. ACM, New York, NY, USA, 10 pages. <https://doi.org/10.1145/3503161.3548062>

1 INTRODUCTION

Today, deep neural networks (DNNs) have achieved outstanding performance in a wide variety of data-intensive applications. Unfortunately, due to the data-driven nature of deep models, their performance is severely hampered in data-limited scenarios. On the other hand, humans have an incredible capacity for learning from a few examples and generalizing to new concepts from a small amount of information. For instance, by showing a photograph of a stranger to a child once, he/she can rapidly identify this stranger from a pile of pictures. To acquire this ability, researchers endeavor to empower the deep models with the quick and robust learning ability in data-limited scenarios, termed few-shot learning [4, 21, 43, 53].

As a fundamental task in computer vision, object detection has witnessed tremendous progress in the last few years, yet it still suffers from the data curse. Precedented by few-shot recognition, efforts have been devoted to addressing few-shot object detection (FSOD), which is a much more challenging task. Earlier attempts [2] inherit ideas from approaches for few-shot classification [3, 28] and adapt them to FSOD. For instance, following the meta-learning paradigm [36, 42], meta-detectors [11, 52, 52] are trained on the base classes to learn prior knowledge of the base classes and then are updated on the novel classes to make predictions. Another line of work involves the fine-tuning framework. Fine-tuning based FSOD methods normally consist of two steps: (1) firstly, base detectors are pre-trained on abundant base classes; (2) secondly, the detectors are fine-tuned on novel classes for adaption. These methods intend to transfer knowledge learned on base classes to the novel classes and are known as transfer learning based methods. However, due to the rarity of the target data, fine-tuning all parameters of the models is inefficient. Wang et al. [44] propose to fine-tune only the classification and regression branches of the detector while freezing the feature extractor. Their approach yields competitive results with this simple strategy and

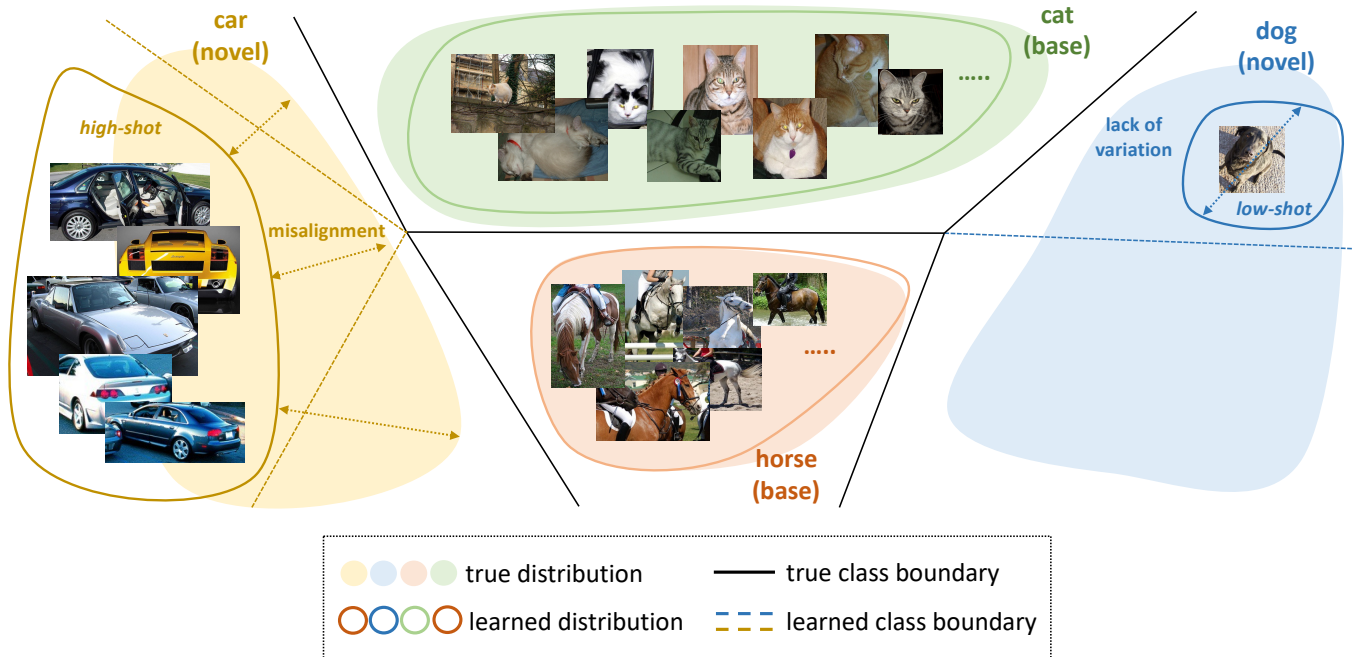


Figure 1: An illustration of the cause of shot-unstable. This figure depicts a high-shot case (shot=5) and a low-shot case (shot=1). We believe as the number of shot increases, the main challenges of FSOD also changes. (1) In the low-shot regime, the key issue of FSOD is the lack of variation in novel classes. (2) In the high-shot regime, the main challenge changes to the distribution misalignment.

reinvigorates researchers’ interest in transfer learning methodology [6, 59].

Despite the progress made, the performance of existing transfer learning based FSOD methods are still far from satisfying. We notice that most of these methods that perform well in low-shot regimes are likely to be inferior in high-shot regimes, and vice versa. In other words, these methods are incapable of achieving shot-stable. We believe that this is because the primary challenges in the low-shot regime and the high-shot regime are very different from each other (as shown in Figure 1). In the low-shot regimes, the primary difficulty is the lack of inner-class variation. In the high-shot regimes, to improve the detection performance, the key factor is to tackle misalignment between learned distributions and true distributions. However, in most existing transfer learning based methods, these two distinct issues are ignored thus their performance is unstable across different shots.

To overcome these unsolved issues, a key point is to exploit the rich knowledge the model has learned in previous stages. To this end, we propose a calibration and regularization based method that enables effective knowledge transfer. Specifically, we propose a distribution calibration method to deal with the lack of variation issue for the low-shot regime. We calibrate the biased novel class distributions with the base class distributions. Then synthetic training features are sampled from calibrated novel distributions and added to training subsequently. In this calibration-and-generation manner, the inner-class variation of novel classes can be greatly enriched. Besides, we notice that there exist distribution shift of base classes due to the fine-tuning process, which may mislead

novel class distributions and limit the effectiveness of calibration. To overcome this limitation, we present a strategy of compensating for possible distribution shift, namely shift compensation.

In the high-shot regime, we propose to use the knowledge learned from ImageNet as guidance for feature learning in the fine-tuning stage, which will implicitly align the distributions of the novel classes. This is inspired by the recent studies that ImageNet features are stable and expressive and thus can be used as teachers for down-stream task learning [9, 25]. We have tried the base detector model as the teacher, which also adopts the ImageNet pre-trained backbone, however, receiving unsatisfactory results. We suspect the ImageNet features are corrupted by the base class training. In this paper, the knowledge transfer from ImageNet features is achieved with a regularization loss. Although the two solutions are targeted for different regimes of FSOD, they can be combined together for performance boost. Our contributions are as follows:

(1) We investigate the fundamental cause of the shot-unstable problem of FSOD: the key issue for FSOD in the low-shot regime and high-regime are different from each other and needs targeted solution.

(2) We propose two effective knowledge transfer strategies targeted for the low-shot and high-shot regimes of FSOD, respectively. The two strategies can be combined together for further improvement of FSOD.

(3) Experiments on VOC and COCO benchmarks show that our method significantly outperforms the baseline method and achieves competitive results in both low-shot (shot<5) and high-shot (shot≥5) regimes.

2 RELATED WORK

2.1 Object Detection

Modern object detectors are built on top of deep neural networks. These methods can be broadly divided into single-stage detectors and two-stage detectors. Single-stage detectors are usually with high detection efficiency however a relatively low detection accuracy [20, 22, 29, 30]. Two-stage detectors mostly refer to Faster-RCNN [32] and its derivatives [1, 10, 24, 49]. They usually attain higher performance than single-stage detectors thanks to the stage-wise refining pipeline. Also, this flexible architecture makes them easily adaptable to extended tasks such as FSOD. In addition to these two families, some anchor-free detection methods [15, 40, 55, 61, 62] are proposed to release detectors from burdensome anchor settings.

2.2 Few-shot Object Detection

Few-shot object detection approaches can be broadly grouped into three branches: transfer learning based methods, metric-learning based methods, and meta-learning based methods. Transfer learning based methods mainly focus on transferring knowledge from base classes to novel classes and unleashing the potential of fine-tuning [16, 52, 58]. Chen et al. [2] combine the advantages of Faster RCNN and SSD to alleviate the transfer difficulties from the source domain to the target domain. Recently, Wang et al. [44] rekindle the interest in transfer learning by showing its potential in improving FSOD, which inspires a lot of follow-up works [38, 59]. Their proposed method, named TFA, freezes the parameters of the model trained on the base classes and only fine-tunes the detection head with the novel classes. Meta-learning based methods follow the ideas of meta-learning in few-shot classification task [7, 17, 23, 27, 31, 34, 36, 42], which intend to learn generic knowledge across base classes and then generalize to novel classes. Specifically, Yan et al. [52] propose to conduct meta-learning over RoI regions. Kang et al. [11] design a few-shot detection method using a meta feature learner and a reweighting module.

Metric-learning based methods focus on learning better representations [13, 33, 39, 60]. Leonid et al. [12] propose a sub-network to learn an embedding space and apply it for novel class detection. Sun et al. [38] adopt supervised contrastive learning to learn better representations, which is implemented with an additional contrastive branch to guide RoI feature learning. Except for these methods, there are some other interesting works proposed for FSOD. Zhang et al. [59]’s work demonstrates that hallucination is helpful for few-shot detection. Wu et al. [47] believe that there is a universal prototype across all categories, with which the features learned from base classes can be generalized well to novel classes. Qiao et al. [25] propose DeFRCN, which largely improves few-shot detection performance through multi-stage and multi-task decoupling.

2.3 Distribution Calibration

The goal of Distribution Calibration (DC) is to align a target distribution to a reference distribution. The idea has been used for solving many unbalanced distribution problems. In [57], Zhang et al. investigate the performance bottleneck of the two-stage learning framework and proposed a unified distribution alignment strategy for long-tail visual recognition. Distribution calibration is also

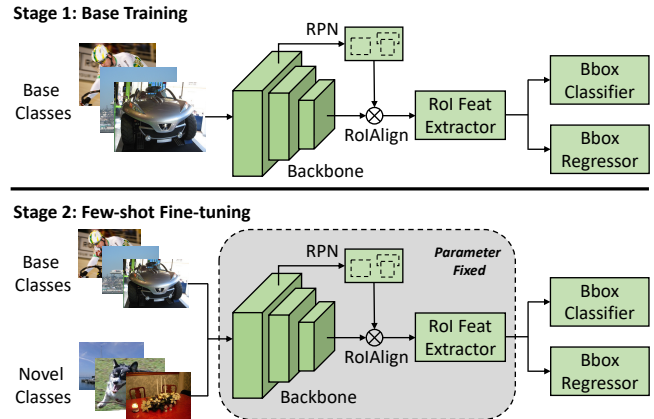


Figure 2: Illustration of baseline method TFA. The learning procedure of TFA consists of 2 stages: (1) base training and (2) few-shot fine-tuning. During fine-tuning, only parameters of the detection head are updated.

adopted in regression tasks [37]. Their work shows that predictions from previously trained regression models can be improved through distribution calibration. In [35], Shen et al. propose to learn a binary network by calibrating the latent representation through a teacher-student paradigm. Recently, Yang et al. [54] propose to reuse the statistics from many-shot classes and transfer them to better estimate the distributions of the few-shot classes according to their class similarities.

3 OUR METHOD

Before delving into the details of our proposed method, we first review the basic problem setting of FSOD and then take a brief look at our baseline method TFA.

3.1 Problem Setting

We follow the FSOD setting introduced in [11]. Given two sets of classes: base classes C_b and novel classes C_n , the learning procedure of few-shot detection is normally divided into two stages. The first stage is training a base model on sufficient training data of base classes C_b . On the second stage, model is fine-tuned on novel classes C_n . K samples (normally $K \leq 10$) for each class are used in the second stage fine-tuning. It is worth noting that there is no overlap between C_b and C_n , that is $C_b \cap C_n = \emptyset$. In the second stage, to preserve the performance on base classes, model is fine-tuned on a balanced set containing training samples from both base classes C_b and novel classes C_n .

3.2 Review of TFA

TFA is built on top of a two-stage detector Faster-RCNN. It consists of two learning stages. In the first stage, the Faster-RCNN is trained on base classes C_b . In the second stage, the Faster-RCNN model is fine-tuned on novel classes C_n , where each class contains K training samples. Notably, during the fine-tuning stage, parameters of the backbone network and RoI feature extractor are fixed, only parameters of the prediction head, i.e., the classification branch

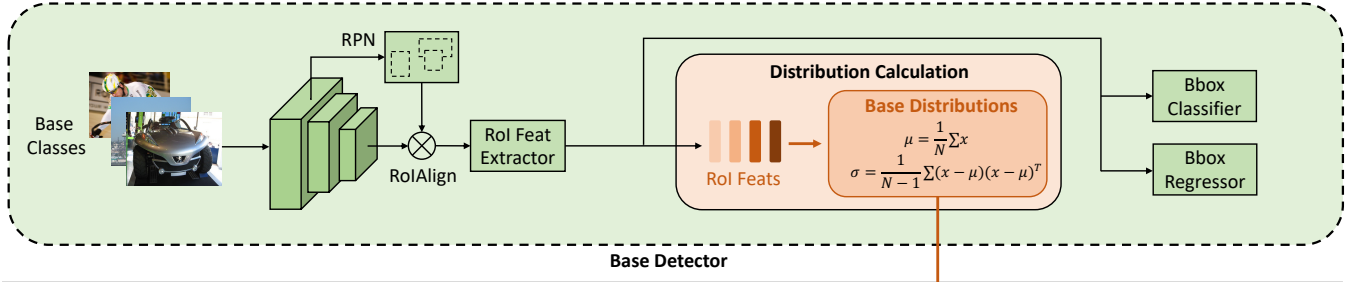
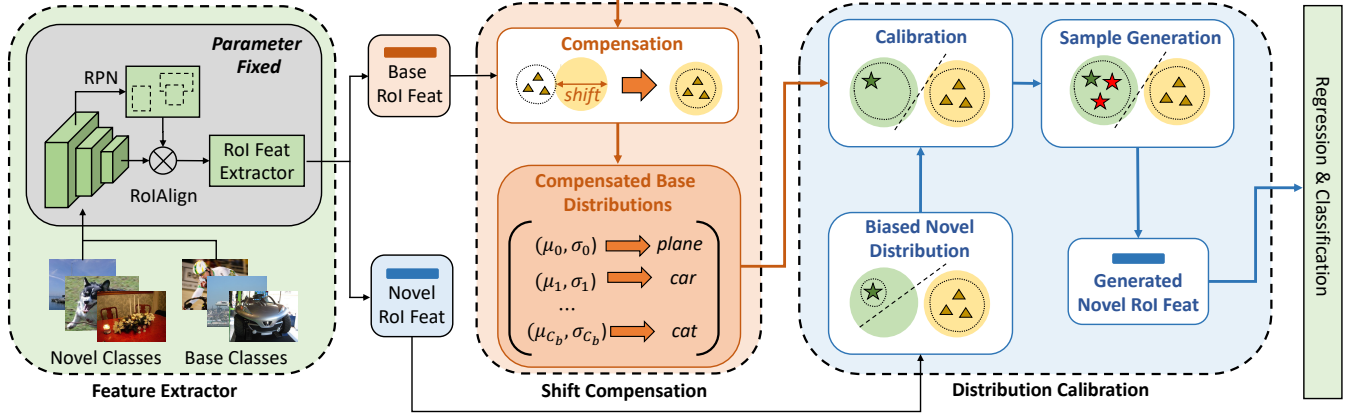
Stage 1: Base Training and Distribution Calculation**Stage 2: Few-shot Fine-tuning with Distribution Calibration**

Figure 3: Illustration of our proposed distribution calibration. Our method is built on top of TFA. Similar to TFA, we train a Faster-RCNN on base classes and compute statistic information of base classes. In the second stage, we freeze the backbone and update the detection head with distribution calibration. Firstly, shift compensation is applied to compensate for potential base distributions shift. Then, biased novel distributions are calibrated by compensated base distributions. Finally, we draw samples from the calibrated novel distributions for training the detection head. In this manner, the lack of variation issue in low-shot settings is alleviated.

and the regression branch are fine-tuned. The two-stage learning procedure and model construction of TFA are illustrated in Figure 2. The essential idea of TFA is that it provides a shared backbone for base and novel classes, which makes it feasible to transfer knowledge from base classes to novel classes. The only component in the detection model we should concern with is the task-relevant prediction head, and we fine-tune it to adapt the model to the novel classes.

3.3 Base Training and Distribution Calculation

In this section, we present our proposed method in detail. The learning procedure of our proposed method is divided into two steps: (1) base training and distribution calculation and (2) few-shot fine-tuning on novel classes with distribution calibration and distribution regularization. In the first stage, a base detector (e.g., Faster-RCNN) is trained on base classes C_b . And then, we calculate base class distributions used for the subsequent distribution calibration.

Distribution Calculation. In a Faster-RCNN model, RoI feature $x_i^c \in R^d$ is extracted by the RoI feature extractor for each proposal. Then we use them to calculate the distributions of all base classes.

For simplicity, we assume that the class distribution Ω_c of each category is a multidimensional Gaussian distribution. Formally, it can be written as $\{\Omega_c = (\mu_c, \sigma_c) | c \in C_b, \mu_c \in R^d, \sigma_c \in R^{d \times d}\}$. μ_c and σ_c are mean and covariance of Ω_c . We use all RoI features that are considered as positive samples ($\text{IOU} \geq 0.5$) to calculate the distributions of the base classes. The mean and variance are calculated as follows ($c \in C_b$ denotes a base class, N_c denotes the number of positive RoI features of class c in calculation):

$$\mu_c = \frac{1}{N_c} \sum_i^{N_c} x_i^c \quad (1)$$

$$\sigma_c = \frac{1}{N_c - 1} \sum_i^{N_c} (x_i^c - \mu_c)(x_i^c - \mu_c)^T \quad (2)$$

3.4 Distribution Calibration

In this section, we present our proposed distribution calibration method targeted at the low-shot regime. In distribution calibration, biased novel classes distributions are calibrated using distributions

of the base classes, which are learned by sufficient samples. Meanwhile, shift compensation is proposed to obtain a better estimation of base class distributions.

Shift Compensation. After the first stage training, we have a detector well-trained on abundant base class data and the distributions of the base classes. In the second stage, the detection model is fine-tuned on novel classes. Considering that when fine-tuning the model on new categories (novel classes), the distributions of base classes may shift [18, 56]. Therefore, we propose to compensate for this shift to make sure that the base class distributions would not mislead the novel class distributions.

Formally, we use t to denote the current training iteration. All base class positive RoI features at iteration t are denoted as $X^t = \{x_i^t\}$ and base distributions are denoted as $\{\Omega_c = (\mu_c, \sigma_c)\}_{c=1}^{C_b}$. For each positive base class RoI features x_i^t in X^t (class label of x_i^t is denoted as c), distribution of base class c is compensated as follows:

$$\mu_c = \theta \times \mu_c + (1 - \theta) \times x_i^t \quad (3)$$

where θ is a hyper-parameter controlling the compensation degree.

Distribution Calibration. After compensation, we use the compensated base class distributions to calibrate the biased novel class distributions. Specifically, for a novel RoI feature x of class n in the fine-tuning stage, we find its k nearest base classes and use them to calibrate the novel distribution. Formally, we have:

$$D = \{d_c = \|x - u_c\|_2, c \in C_b\} \quad (4)$$

$$C_b^{cal} = \{c | d_c \in \min_k D, c \in C_b\} \quad (5)$$

where C_b^{cal} stands for the k nearest base classes. The closer the centers of two classes to each other, the more similar they are. Therefore, the knowledge is more likely to be shared between them. Here, the biased distribution of novel class n is calibrated with its k nearest base classes as follows:

$$\mu_n = x + \frac{1}{k} \sum_c^{|C_b^{cal}|} \mu_c \quad (6)$$

$$\sigma_n = \frac{1}{k} \sum_c^{|C_b^{cal}|} \sigma_c + \alpha \quad (7)$$

μ_n and σ_n denotes the calibrated novel distribution of class n . α is a hyper-parameter which controls the dispersion of the calibrated distribution. After calibration, we sample M synthetic RoI features $\{\tilde{x}\}$ from the calibrated novel distribution. This procedure can be denoted as:

$$\{\tilde{x}\} = \{\tilde{x} | \tilde{x} \sim \Omega_n = (\mu_n, \sigma_n)\} \quad (8)$$

Finally, we feed both real sample x and synthetic samples $\{\tilde{x}\}$ into the detection head for training. The loss values in the fine-tuning stage come from both real and synthetic samples. Benefit from this calibration-and-generation process, the inner-class variation of the novel classes is enriched, and the over-fitting will be alleviated.

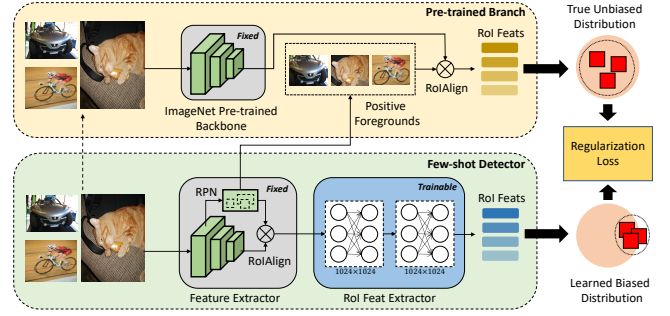


Figure 4: Illustration of the fine-tuning with distribution regularization. We use the ImageNet pre-trained network as a regularizer to guide the feature learning.

3.5 Distribution Regularization

Through distribution calibration, the lack of inner-class variation issue is addressed. However, the primary challenge in the high-shot regime remains unsolved: the misalignment between the learned distributions and the true distributions. Commonly, the ImageNet pre-trained network is used to initialize the base detector. Considering that ImageNet pre-trained networks are rich in knowledge, they can provide useful guidance for feature learning during fine-tuning[25]. Therefore, we propose to further fine-tune the detector with distribution regularization.

Our proposed distribution regularization strategy is shown in Figure 4. The ImageNet pre-trained network, which is used in parameter initializing in the base model training, is used for regularizing and guiding the fine-tuning. Specifically, let X denote an image during fine-tuning. We feed X and all positive foreground regions (output by RPN in the few-shot detector) into the ImageNet pre-trained network to extract RoI features $\{x_i\}$. Let $\{\hat{x}_i\}$ denote the positive RoI features produced by the few-shot detector, we use a distance-based loss function to enforce the closeness between $\{x_i\}$ and $\{\hat{x}_i\}$ during fine-tuning:

$$L_{reg} = \frac{1}{N} \sum_i^N \|x_i - \hat{x}_i\|_2 \quad (9)$$

where N denotes the number of foreground regions. The joint loss is a combination of prediction loss and regularization loss:

$$L = L_{cls} + L_{bbox} + \lambda L_{reg} \quad (10)$$

where λ balances the detection loss and regularization loss. To make sure RoI features are learnable, the RoI feature extractor is not fixed during fine-tuning. Through our proposed distribution regularization, the semantic information contained in the ImageNet-pretrained network is fully utilized, and the biased learned distributions are implicitly aligned.

4 EXPERIMENTS

We conduct extensive experiments on PASCAL VOC (07+12) and MS COCO benchmarks. Our proposed method yields new state-of-the-art performance in most low-shot settings (shot<5) and also achieves competitive results in high-shot settings (shot≥5). We

Type	Method	Split1					Split2					Split3				
		1	2	3	5	10	1	2	3	5	10	1	2	3	5	10
Meta Learning	FSRW [11] _{ICCV19}	14.8	15.5	26.7	33.9	47.2	5.7	15.3	22.7	30.1	40.5	21.3	25.6	28.4	42.8	45.9
	MetaDet [46] _{ICCV19}	18.9	20.6	30.2	36.8	49.6	21.8	23.1	27.8	31.7	43	20.6	23.9	29.4	43.9	44.1
	Meta-RCNN [52] _{ICCV19}	19.9	25.5	35	45.7	51.5	10.4	19.4	29.6	34.8	45.4	14.3	18.2	27.5	41.2	48.1
	FsDetView [51] _{ECCV20}	24.2	35.3	42.4	49.1	57.4	21.6	24.6	31.9	37.0	45.7	31.2	30.0	37.2	43.8	49.6
	CME [18] _{CVPR21}	41.5	47.5	50.4	58.2	60.9	27.2	30.2	41.4	42.5	46.8	34.3	39.6	45.1	48.3	51.5
	Wu et al. [47] _{Arxiv21}	43.8	47.8	50.3	55.4	61.7	31.2	30.5	41.2	42.2	48.3	35.5	39.7	43.9	50.6	53.5
Metric Learning	RepMet [12] _{CVPR19}	26.1	32.9	34.4	38.6	41.3	17.2	22.1	23.4	28.3	35.8	27.5	31.1	31.5	34.4	37.2
	FSCE [38] _{CVPR21}	44.2	43.8	51.4	61.9	63.4	23.7	30.6	38.4	43.0	48.5	37.2	41.9	47.5	54.6	58.5
Transfer Learning	MPSR [38] _{ECCV20}	41.7	43.1	51.4	55.2	61.8	24.4	29.3	39.2	39.9	47.8	35.6	40.6	42.3	48.0	49.7
	FRCN-ft [44] _{JCML20}	8.2	20.3	29.0	40.1	45.5	13.4	20.6	28.6	32.4	38.8	19.6	20.8	28.7	42.2	42.1
	TFA w/cos [44] _{JCML20}	39.8	36.1	44.7	55.7	56.0	23.5	26.9	34.1	35.1	39.1	30.8	34.8	42.8	49.5	49.8
	Halluc [59] _{CVPR21}	47.0	44.9	46.5	54.7	54.7	26.3	31.8	37.4	37.4	41.2	40.4	42.1	43.3	51.4	49.6
	Fan et al. [6] _{CVPR21}	42.4	45.8	45.9	53.7	56.1	21.7	27.8	35.2	37.0	40.3	30.2	37.6	43.0	49.7	50.1
	Our Method	46.7	53.1	53.8	61.0	62.1	30.1	34.2	41.6	41.9	44.8	41.0	46.0	47.2	55.4	55.6

Table 1: Novel class AP50 (nAP50) results on PASCAL VOC. Red and Blue indicate the best and the second best results respectively. Our proposed method significantly outperforms baseline TFA and achieves competitive results compared with other methods.

Methods	shot=1			shot=2			shot=3		
	nAP	nAP ₅₀	nAP ₇₅	nAP	nAP ₅₀	nAP ₇₅	nAP	nAP ₅₀	nAP ₇₅
MPSR [38] _{ECCV20}	2.3	4.1	2.3	3.5	6.3	3.4	5.2	9.5	5.1
FsDetView [51] _{ECCV20}	3.2	8.9	1.4	4.9	13.3	2.3	6.7	18.6	2.9
Hallucination [59] _{CVPR21}	4.4	7.5	4.9	5.6	9.9	5.9	7.2	13.3	7.4
TFA w/cos [44] _{JCML20}	3.4	5.8	3.8	4.6	8.3	4.8	6.6	12.1	6.5
TFA w/cos + DC (ours)	5.1	9.4	5.0	6.0	11.4	6.0	7.3	14.5	7.0
TFA w/cos + DC + DR (ours)	5.7	10.6	5.8	7.1	13.3	7.0	8.6	17.2	7.9

Table 2: Detection results of novel classes on COCO benchmark under low-shot settings (shot=1/2/3). "DC" indicates distribution calibration and "DR" denotes distribution regularization. Our proposed method can achieve new state-of-the-art performance.

employ the same setting (base/novel split, base/novel samples) as in [44] for fair comparisons. Before presenting experimental results, we first elaborate on benchmark datasets and implementation details.

4.1 Benchmark Datasets

PASCAL VOC. For PASCAL VOC, all classes are divided into 15 base classes and 5 novel classes. VOC07 and 12 trainval-sets are used for base model training. Following TFA, the same three base/novel class splits (namely split 1, 2, 3) and base/novel instances are used in experiments. We report AP50 of both base and novel classes in all settings.

COCO. On COCO benchmark, 80 categories are divided into 60 base classes and 20 novel classes. Evaluations are performed under shot=10/30 settings on COCO 2017 val-set. To further validate the effectiveness of our proposed method, we conduct experiments in shot=1/2/3 settings. Experimental setup is the same as in previous works [44, 59]. COCO-style metrics are reported.

4.2 Implementation Details

For base model training on PASCAL VOC, we train model 50k iterations on 4 GPUs with base-size 4. The initial learning rate is set to 0.02 and reduced by 0.1 at 40k iterations. SGD optimizer with momentum 0.9 and weight decay $1e-4$ is used. Positive RoI features ($\text{IOU} \geq 0.5$ with ground truth) are used to obtain the distribution of each base class. Same to TFA, we also use Faster-RCNN as the detection model and ImageNet pre-trained ResNet-101 and FPN as the feature extractor. For few-shot fine-tuning, the initial learning rate is set to 0.002, and fine-tuning steps are adjusted according to the number of shots. Model will be fine-tuned on a balanced set consisting of data from both base and novel classes where each class contains K samples, namely K shot setting. We firstly fine-tune the detector with distribution calibration and then we fine-tune the detector with distribution regularization. To maintain a balanced base-novel set during fine-tuning, we also sample M base class synthetic samples. Implementation details on COCO benchmark are similar.

Type	Methods	shot=10						shot=30					
		mAP	AP ₅₀	AP ₇₅	AP _s	AP _m	AP _l	mAP	AP ₅₀	AP ₇₅	AP _s	AP _m	AP _l
Meta Learning	FSRW [11] _{JCCV19}	5.6	12.3	4.6	0.9	3.5	10.5	9.1	19.0	7.6	0.8	4.9	16.8
	Meta-Det [46] _{JCCV19}	7.1	14.6	6.1	1.0	4.1	12.2	11.3	21.7	8.1	1.1	6.2	17.3
	Meta-RCNN [52] _{JCCV19}	8.7	19.1	6.6	2.3	7.7	14.0	12.4	25.3	10.8	2.8	11.6	19.0
	Wu et al. [47] _{Arxiv21}	11.0	-	10.7	4.5	11.2	17.3	15.6	-	15.7	4.7	15.1	25.1
Metric Learning	FSCE [38] _{CVPR21}	11.9	-	10.5	-	-	-	16.4	-	16.2	-	-	-
Transfer Learning	MPSR [48] _{ECCV20}	9.8	17.9	9.7	3.3	9.2	16.1	14.1	25.4	14.2	4.0	12.9	23.0
	Li et al. [19] _{CVPR21}	11.3	20.3	-	-	-	-	15.1	29.4	-	-	-	-
	TFA w/cos [44] _{JCML20}	10.0	19.1	9.3	-	-	-	13.7	24.7	13.2	-	-	-
	TFA w/cos + DC (ours)	9.9	19.0	9.0	4.3	8.9	15.9	13.3	25.1	13.1	5.6	12.3	20.5
	TFA w/cos + DR (ours)	12.1	23.9	11.1	4.0	11.7	19.7	16.7	31.2	16.2	4.0	17.3	25.1
	TFA w/cos + DC + DR (ours)	12.5	25.3	11.1	5.0	12.2	19.6	17.1	31.8	16.5	6.4	17.4	25.8

Table 3: Performance comparisons on COCO benchmark. "DC" and "DR" denote distribution calibration and distribution regularization, respectively. Compared with existing state-of-the-art FSOD detectors, our method achieves competitive performance.

	Ablation	Split1					Split2					Split3				
		1	2	3	5	10	1	2	3	5	10	1	2	3	5	10
Novel Classes	+ DC (w/o SC)	44.6	50.9	51.3	58.2	58.0	27.6	33.4	39.4	36.4	41.0	37.3	40.7	42.2	51.0	51.2
	+ DC (w SC)	45.8	52.4	52.9	58.7	58.6	28.2	33.8	40.5	37.9	42.3	38.0	41.8	43.8	51.7	51.7
	Improvement↑	+1.2	+1.5	+1.6	+0.5	+0.6	+0.6	+0.4	+0.9	+1.5	+1.3	+0.7	+1.1	+1.6	+0.7	+0.5
Base Classes	TFA w/cos [44]	79.6	78.9	79.1	79.3	78.4	79.5	79.7	78.8	78.9	78.5	80.3	79.9	80.4	80.2	79.9
	+ DC (w/o SC)	78.6	78.1	78.8	78.6	79.0	78.7	78.1	79.0	79.5	79.3	79.4	79.7	80.3	79.7	80.0
	+ DC (w SC)	79.1	78.4	79.3	79.0	79.7	79.2	78.8	79.5	79.9	79.9	79.7	80.1	80.7	80.0	80.4
	Improvement↑	+0.5	+0.3	+0.5	+0.4	+0.7	+0.5	+0.7	+0.5	+0.4	0.6	+0.3	+0.4	+0.4	+0.3	+0.4

Table 4: Ablation experiments on shift compensation. "DC" and "SC" denote distribution calibration and shift compensation, respectively. Our proposed shift compensation can boost performance of distribution calibration on both novel and base classes.

As for hyper-parameters, α in Equation 7 is experimentally set to 10^{-4} or 10^{-3} . Numbers of new generated sample M is set to 1. λ in regularization-based fine-tuning is set to 10^{-4} . θ in shift compensation is set to 0.9999. As for k in distribution calibration, we give more details in ablation study.

4.3 Main Results

PASCAL VOC. Detection results of our proposed method are shown in Table 1. Our proposed method yields significant performance gain in both low-shot settings (shot<5) and high-shot settings (shot≥5) compared to baseline TFA. Meanwhile, compared with other FSOD methods, our proposed distribution calibration method can achieve new state-of-the-art performance in most low-shot settings (shot<5). In high-shot settings, our method can also achieve comparable results. More importantly, our proposed method can achieve more stable results: compared with other FSOD methods whose performance are unstable across different shots, our method can achieve competitive performance in not only low-shot but also high-shot settings.

COCO. Experimental results on COCO benchmark under low-shot settings are shown in Table 2. Our method can largely outperform baseline TFA. Compared with existing methods, the proposed method achieves new state-of-the-art performance. Experimental results on COCO benchmark under high-shot settings are shown in Table 3. Our method can achieve competitive results compared with existing FSOD methods. Compared with existing transfer learning based FSOD methods, our method yields significant improvement. Experiments in COCO low-shot and high-shot settings further validate the effectiveness of our proposed method. Meanwhile, we test the effect of DC and DR, respectively. Results show that when DC and DR are combined together, the performance comes to the best, which demonstrates that DC and DR are not mutually exclusive but can reinforce each other.

4.4 Ablation Studies

Ablation for shift compensation. Ablation studies of our proposed shift compensation on PASCAL VOC benchmark is shown in Table 4. "w" and "w/o" indicates distribution calibration with and without shift compensation, respectively. Results show that

	Ablation	Split1					Split2					Split3				
		1	2	3	5	10	1	2	3	5	10	1	2	3	5	10
Novel Classes	TFA w/cos [44]	39.8	36.1	44.7	55.7	56.0	23.5	26.9	34.1	35.1	39.1	30.8	34.8	42.8	49.5	49.8
	+ DC	45.8	52.4	52.9	58.7	58.6	28.2	33.8	40.5	37.9	42.3	38.0	41.8	43.8	51.7	51.7
	Improvement \uparrow	+6.0	+16.3	+8.2	+3.0	+2.6	+4.7	+6.9	+6.5	+2.8	+3.2	+7.2	+7.0	+1.0	+2.2	+1.9
	+ DC + DR	46.7	53.1	53.8	61.0	62.1	30.1	34.2	41.6	41.9	44.8	41.0	46.0	47.2	55.4	56.6
Base Classes	TFA w/cos [44]	79.6	78.9	79.1	79.3	78.4	79.5	79.7	78.8	78.9	78.5	80.3	79.9	80.4	80.2	79.9
	+ DC	79.1	78.4	79.3	79.0	79.7	79.2	78.8	79.5	79.9	79.9	79.7	80.1	80.7	80.0	80.4
	Improvement \uparrow	-0.5	-0.5	+0.2	-0.3	+1.3	-0.3	-0.9	+0.7	+1.0	+1.4	-0.6	+0.2	+0.3	+0.0	+0.5
	+ DC + DR	79.2	79.2	79.7	79.3	79.6	79.3	80.0	80.3	80.2	80.3	80.3	79.8	79.9	80.0	80.9
	Improvement \uparrow	+0.1	+0.8	+0.4	+0.3	-0.1	+0.1	+1.2	+0.8	+0.3	0.4	+0.6	-0.3	-0.8	+0.0	+0.5

Table 5: Ablation experiments of the distribution calibration and distribution regularization on PASCAL VOC. "DC" indicates distribution calibration and "DR" denotes distribution regularization.

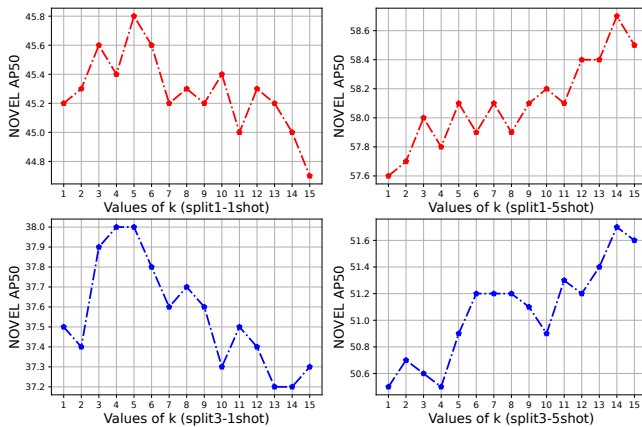


Figure 5: The effect of different k in distribution calibration.

SC is helpful in boosting performance of DC for both novel classes and base classes. For base classes, in few cases, there is a slight performance degradation compared with baseline TFA. Fortunately, this performance gap can be compensated by our proposed SC in a certain degree.

Ablation for distribution calibration and distribution regularization. We conduct ablation studies on distribution calibration and distribution regularization on PASCAL VOC benchmark. Results are shown in Table 5. We can see that in low-shot settings the improvements mainly come from distribution calibration, while in high-shot settings the improvements led by distribution regularization is higher. This validates our assumption that the primary issues for low-shot and high-shot regimes are different from each other. Besides, for base classes, detection performance is slightly compromised in only few cases, our proposed method can achieve better performance compared with baseline TFA in most cases.

Ablation for k in Distribution Calibration. In the second stage distribution calibration, k controls the number of base classes that are used to calibrate the novel distribution. For investigation, we

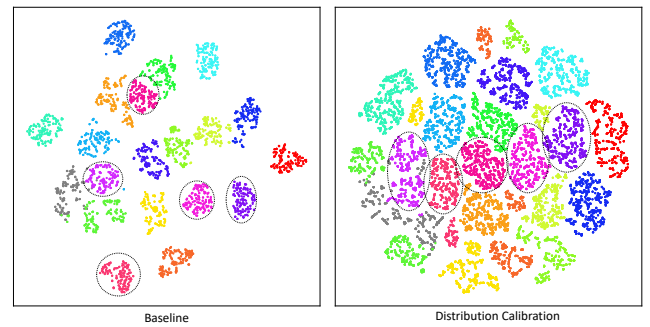


Figure 6: t-SNE visualization of synthetic training samples generated by distribution calibration.

test the effects of different k , and results are shown in Figure 5. We find that in low-shot settings (shot $<$ 5), smaller k (normally between 3-5) leads to the best performance. Higher k might damage the performance. In high-shot settings (shot \geq 5), higher k (around 15 on PASCAL VOC) leads to the best result.

Visualization Analysis. Figure 6 gives a t-SNE analysis of distribution calibration in split1 1-shot setting on PASCAL VOC. The left sub-figure shows the biased distribution in baseline TFA and the right sub-figure shows the calibrated distribution. It can be seen that the inner-class variation of novel classes is enriched by generated samples. It is worth noting that Figure 6 is to show the distributions of the generated samples and calibrated distributions [8, 45].

5 CONCLUSIONS

In this paper, we reveal the fundamental cause of shot-unstable in FSOD: the problem nature of few-shot detection is different in low-shot and high-shot cases. In the low-shot regime the primary challenge is the lack of inner-class variation, while in the high-shot regime the primary issue is a misalignment problem. Meanwhile, we propose to address these distinct two issues by transferring the

learned knowledge more effectively. Our proposed method achieves competitive and more stable results.

ACKNOWLEDGMENTS

This work was supported by National Natural Science Foundation of China (Grant No. 62176017 and No.41871283).

REFERENCES

- [1] Zhaowei Cai and Nuno Vasconcelos. 2017. Cascade R-CNN: Delving into High Quality Object Detection. *CoRR* abs/1712.00726 (2017).
- [2] Hao Chen, Yali Wang, Guoyou Wang, and Yu Qiao. 2018. LSTD: A Low-Shot Transfer Detector for Object Detection. In *AAAI*. 2836–2843.
- [3] Jeff Donahue, Yangqing Jia, Oriol Vinyals, Judy Hoffman, Ning Zhang, Eric Tzeng, and Trevor Darrell. 2014. DeCAF: A Deep Convolutional Activation Feature for Generic Visual Recognition. In *ICML*. 647–655.
- [4] Kaiqi Dong, Wei Yang, Zhenbo Xu, Liusheng Huang, and Zhidong Yu. 2021. ABNet: Adaptive Background Modeling for Generalized Few Shot Segmentation. In *ACM Multimedia*. ACM, 2271–2280.
- [5] Xuanyi Dong, Linchao Zhu, De Zhang, Yi Yang, and Fei Wu. 2018. Fast Parameter Adaptation for Few-shot Image Captioning and Visual Question Answering. In *ACM Multimedia*. ACM, 54–62.
- [6] Zhibo Fan, Yuchen Ma, Zeming Li, and Jian Sun. 2021. Generalized Few-Shot Object Detection without Forgetting. In *CVPR*. 4527–4536.
- [7] Chelsea Finn, Pieter Abbeel, and Sergey Levine. 2017. Model-Agnostic Meta-Learning for Fast Adaptation of Deep Networks. In *ICML*. 1126–1135.
- [8] Hang Gao, Zheng Shou, Alireza Zareian, Hanwang Zhang, and Shih-Fu Chang. 2018. Low-shot Learning via Covariance-Preserving Adversarial Augmentation Networks. In *NeurIPS*. 983–993.
- [9] Lukas Hoyer, Dengxin Dai, and Luc Van Gool. 2021. DAFormer: Improving Network Architectures and Training Strategies for Domain-Adaptive Semantic Segmentation. *CoRR* abs/2111.14887 (2021).
- [10] Jeremiah W. Johnson. 2018. Adapting Mask-RCNN for Automatic Nucleus Segmentation. *CoRR* abs/1805.00500 (2018).
- [11] Bingyi Kang, Zhuang Liu, Xin Wang, Fisher Yu, Jiashi Feng, and Trevor Darrell. 2019. Few-Shot Object Detection via Feature Reweighting. In *ICCV*. 8419–8428.
- [12] Leonid Karlinsky, Joseph Shtok, Sivan Harary, Eli Schwartz, Amit Aides, Rogério Schmidt Feris, Raja Giryes, and Alexander M. Bronstein. 2019. RepMet: Representative-Based Metric Learning for Classification and Few-Shot Object Detection. In *CVPR*. 5197–5206.
- [13] Gregory Koch, Richard Zemel, Ruslan Salakhutdinov, et al. 2015. Siamese Neural Networks for One-shot Image Recognition. In *ICML*. 0.
- [14] Meelis Kull, Telmo de Menezes e Silva Filho, and Peter A. Flach. 2017. Beta Calibration: A Well-founded and Easily Implemented Improvement on Logistic Calibration for Binary Classifiers. In *AISTATS*. 623–631.
- [15] Hei Law and Jia Deng. 2018. CornerNet: Detecting Objects as Paired Keypoints. In *ECCV*. 765–781.
- [16] Cheolhyoung Lee, Kyunghyun Cho, and Wanmo Kang. 2020. Mixout: Effective Regularization to Finetune Large-scale Pretrained Language Models. In *ICLR*.
- [17] Kwonjoon Lee, Subhransu Maji, Avinash Ravichandran, and Stefano Soatto. 2019. Meta-Learning With Differentiable Convex Optimization. In *CVPR*. 10657–10665.
- [18] Bohao Li, Boyu Yang, Chang Liu, Feng Liu, Rongrong Ji, and Qixiang Ye. 2021. Beyond Max-Margin: Class Margin Equilibrium for Few-Shot Object Detection. In *CVPR*. 7363–7372.
- [19] Yiting Li, Haiyue Zhu, Yu Cheng, Wenxin Wang, Chek Sing Teo, Cheng Xiang, Prahlad Vadakkepat, and Tong Heng Lee. 2021. Few-Shot Object Detection via Classification Refinement and Distractor Retreatment. In *CVPR*. 15395–15403.
- [20] Tsung-Yi Lin, Priya Goyal, Ross B. Girshick, Kaiming He, and Piotr Dollár. 2017. Focal Loss for Dense Object Detection. In *ICCV*. 2999–3007.
- [21] Longyao Liu, Bo Ma, Yulin Zhang, Xin Yi, and Haozhi Li. 2021. AFD-Net: Adaptive Fully-Dual Network for Few-shot Object Detection. In *ACM Multimedia*. ACM, 2549–2557.
- [22] Wei Liu, Dragomir Anguelov, Dumitru Erhan, Christian Szegedy, Scott E. Reed, Cheng-Yang Fu, and Alexander C. Berg. 2016. SSD: Single Shot MultiBox Detector. In *ECCV*. 21–37.
- [23] Boris N. Oreshkin, Pau Rodriguez López, and Alexandre Lacoste. 2018. TADAM: Task dependent adaptive metric for improved few-shot learning. In *NIPS*. 719–729.
- [24] J. Pang, K. Chen, J. Shi, and et al. 2019. Libra R-CNN: Towards Balanced Learning for Object Detection. In *CVPR*. 821–830.
- [25] Limeng Qiao, Yuxuan Zhao, Zhiyuan Li, Xi Qiu, Jianan Wu, and Chi Zhang. 2021. DeFCRN: Decoupled Faster R-CNN for Few-Shot Object Detection. In *ICCV*. 8661–8670.
- [26] Carl Edward Rasmussen and Christopher K. I. Williams. 2006. *Gaussian Processes for Machine Learning*. MIT Press.
- [27] Sachin Ravi and Hugo Larochelle. 2017. Optimization as a Model for Few-Shot Learning. In *ICLR*.
- [28] Ali Sharif Razavian, Hossein Azizpour, Josephine Sullivan, and Stefan Carlsson. 2014. CNN Features Off-the-Shelf: An Astounding Baseline for Recognition. In *CVPR Workshops*. 512–519.
- [29] Joseph Redmon, Santosh Kumar Divvala, Ross B. Girshick, and Ali Farhadi. 2015. You Only Look Once: Unified, Real-Time Object Detection. *CoRR* abs/1506.02640 (2015).
- [30] Joseph Redmon and Ali Farhadi. 2018. YOLOv3: An Incremental Improvement. *CoRR* abs/1804.02767 (2018).
- [31] Mengye Ren, Eleni Triantafillou, Sachin Ravi, Jake Snell, Kevin Swersky, Joshua B. Tenenbaum, Hugo Larochelle, and Richard S. Zemel. 2018. Meta-Learning for Semi-Supervised Few-Shot Classification. In *ICLR*.
- [32] Shaoqing Ren, Kaiming He, Ross B. Girshick, and Jian Sun. 2015. Faster R-CNN: Towards Real-Time Object Detection with Region Proposal Networks. In *NIPS*. 91–99.
- [33] Ruslan Salakhutdinov, Joshua B. Tenenbaum, and Antonio Torralba. 2012. One-Shot Learning with a Hierarchical Nonparametric Bayesian Model. In *ICML*. 195–206.
- [34] Eli Schwartz, Leonid Karlinsky, Joseph Shtok, Sivan Harary, Mattias Marder, Abhishek Kumar, Rogério Schmidt Feris, Raja Giryes, and Alexander M. Bronstein. 2018. Delta-encoder: An Effective Sample Synthesis Method for Few-shot Object Recognition. In *NIPS*. 2850–2860.
- [35] Zhiqiang Shen, Zechun Liu, Jie Qin, Lei Huang, Kwang-Ting Cheng, and Marios Savvides. 2021. S2-BNN: Bridging the Gap Between Self-Supervised Real and 1-Bit Neural Networks via Guided Distribution Calibration. In *CVPR*. 2165–2174.
- [36] Jake Snell, Kevin Swersky, and Richard S. Zemel. 2017. Prototypical Networks for Few-shot Learning. In *NIPS*. 4077–4087.
- [37] Hao Song, Tom Diethe, Meelis Kull, and Peter A. Flach. 2019. Distribution Calibration for Regression. In *ICML*. 5897–5906.
- [38] Bo Sun, Banghuai Li, Shengcai Cai, Ye Yuan, and Chi Zhang. 2021. FSCE: Few-Shot Object Detection via Contrastive Proposal Encoding. In *CVPR*. 7352–7362.
- [39] Flood Sung, Yongxin Yang, Li Zhang, Tao Xiang, Philip H. S. Torr, and Timothy M. Hospedales. 2018. Learning to Compare: Relation Network for Few-Shot Learning. In *CVPR*. 1199–1208.
- [40] Zhi Tian, Chunhua Shen, Hao Chen, and Tong He. 2019. FCOS: Fully Convolutional One-Stage Object Detection. In *ICCV*. 9626–9635.
- [41] Eleni Triantafillou, Richard S. Zemel, and Raquel Urtasun. 2017. Few-Shot Learning Through an Information Retrieval Lens. In *NIPS*. 2255–2265.
- [42] Oriol Vinyals, Charles Blundell, Tim Lillicrap, Koray Kavukcuoglu, and Daan Wierstra. 2016. Matching Networks for One Shot Learning. In *NIPS*. 3630–3638.
- [43] Jiahao Wang, Yunhong Wang, Sheng Liu, and Annan Li. 2021. Few-shot Fine-Grained Action Recognition via Bidirectional Attention and Contrastive Meta-Learning. In *ACM Multimedia*. ACM, 582–591.
- [44] Xin Wang, Thomas E. Huang, Joseph Gonzalez, Trevor Darrell, and Fisher Yu. 2020. Frustratingly Simple Few-Shot Object Detection. In *ICML*. 9919–9928.
- [45] Yu-Xiong Wang, Ross B. Girshick, Martial Hebert, and Bharath Hariharan. 2018. Low-Shot Learning From Imaginary Data. In *CVPR*. 7278–7286.
- [46] Yu-Xiong Wang, Deva Ramanan, and Martial Hebert. 2019. Meta-Learning to Detect Rare Objects. In *ICCV*. 9924–9933.
- [47] Aming Wu, Yahong Han, Linchao Zhu, Yi Yang, and Cheng Deng. 2021. Universal-Prototype Augmentation for Few-Shot Object Detection. *CoRR* abs/2103.01077 (2021).
- [48] Jiayi Wu, Songtao Liu, Di Huang, and Yunhong Wang. 2020. Multi-scale Positive Sample Refinement for Few-Shot Object Detection. In *ECCV*. 456–472.
- [49] Yue Wu, Yinpeng Chen, Lu Yuan, Zicheng Liu, Lijuan Wang, Hongzhi Li, and Yun Fu. 2020. Rethinking Classification and Localization for Object Detection. In *CVPR*. 10183–10192.
- [50] Yongqin Xian, Tobias Lorenz, Bernt Schiele, and Zeynep Akata. 2018. Feature Generating Networks for Zero-Shot Learning. In *CVPR*. 5542–5551.
- [51] Yang Xiao and Renaud Marlet. 2020. Few-Shot Object Detection and Viewpoint Estimation for Objects in the Wild. In *ECCV*. 192–210.
- [52] Xiaopeng Yan, Ziliang Chen, Anni Xu, Xiaoxi Wang, Xiaodan Liang, and Liang Lin. 2019. Meta R-CNN: Towards General Solver for Instance-Level Low-Shot Learning. In *ICCV*. 9576–9585.
- [53] Jinhai Yang, Hua Yang, and Lin Chen. 2021. Towards Cross-Granularity Few-Shot Learning: Coarse-to-Fine Pseudo-Labeling with Visual-Semantic Meta-Embedding. In *ACM Multimedia*. ACM, 3005–3014.
- [54] Shuo Yang, Lu Liu, and Min Xu. 2021. Free Lunch for Few-shot Learning: Distribution Calibration. In *ICLR*.
- [55] Ze Yang, Shaohui Liu, Han Hu, Liwei Wang, and Stephen Lin. 2019. RepPoints: Point Set Representation for Object Detection. In *ICCV*. 9656–9665.
- [56] Lu Yu, Bartłomiej Twardowski, Xialei Liu, Luis Herranz, Kai Wang, Yongmei Cheng, Shangling Jui, and Joost van de Weijer. 2020. Semantic Drift Compensation for Class-Incremental Learning. In *CVPR*. 6980–6989.
- [57] Songyang Zhang, Zeming Li, Shipeng Yan, Xuming He, and Jian Sun. 2021. Distribution Alignment: A Unified Framework for Long-Tail Visual Recognition. In *CVPR*. 2361–2370.
- [58] Tianyi Zhang, Felix Wu, Arzoo Katiyar, Kilian Q. Weinberger, and Yoav Artzi. 2021. Revisiting Few-sample BERT Fine-tuning. In *ICLR*.
- [59] Weilin Zhang and Yu-Xiong Wang. 2021. Hallucination Improves Few-Shot Object Detection. In *CVPR*. 13008–13017.
- [60] Fang Zhao, Jian Zhao, Shuicheng Yan, and Jiashi Feng. 2018. Dynamic Conditional Networks for Few-Shot Learning. In *ECCV*. 20–36.
- [61] Xingyi Zhou, Jiacheng Zhuo, and Philipp Krähenbühl. 2019. Bottom-Up Object Detection by Grouping Extreme and Center Points. In *CVPR*. 850–859.
- [62] Chenchen Zhu, Yihui He, and Marios Savvides. 2019. Feature Selective Anchor-Free Module for Single-Shot Object Detection. In *CVPR*. 840–849.

Supplementary Material for Exploring Effective Knowledge Transfer for Few-shot Object Detection

1 ABLATION STUDIES ON α

In this section we give a simple experiment on parameter α in distribution calibration to demonstrate the effect of it. In distribution calibration, α is used in the calibration of biased novel class distribution:

$$\sigma_n = \frac{1}{k} \sum_c^{|\mathcal{C}_b^{cal}|} \sigma_c + \alpha \quad (1)$$

In this manner, α is a constant added to the calibrated covariance matrix and the function of α is controlling the degree of dispersion of generated features. The greater α is, the more scattered the features are. To explore the influence that α has on distribution calibration, we conduct a simple experiment. Experiment is conducted under 1-shot setting on split1 of PASCAL VOC dataset. To fully investigate the influence α has on distribution calibration, only distribution calibration is tested (without shift compensation and distribution regularization). k is fixed to 5.

Experimental results are shown in Figure 1. From the experimental results, we can see that (1) using α can lead to better performance than not using it. (2) when the value of α is too high, the performance of distribution calibration will be damaged, even inferior to not using α .

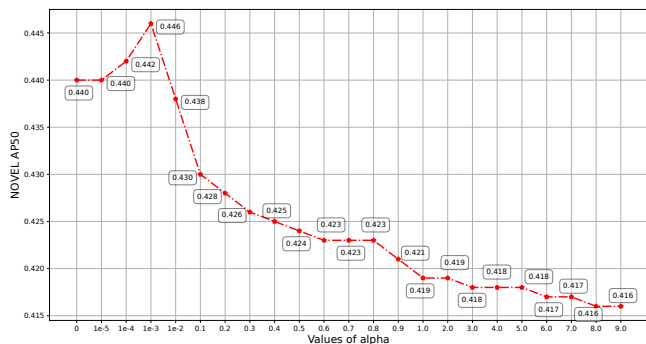


Figure 1: Ablation studies on α .

2 DETECTION RESULTS VISUALIZATION

In this section, we provide qualitative visualizations of the detected novel objects on the split1 of PASCAL VOC, as shown in Figure 2. Except from the results of our proposed method, we give visualization results of baseline TFA for comparison. Both our method and TFA are trained under 1-shot scenario. From visualization results, we can see that our method has stronger ability in detecting novel objects. Meanwhile, our method produces less false positives.



Figure 2: Visualization results of our proposed method and baseline TFA. Left: TFA right: our method.