

Learning Signal Temporal Logic through Neural Network for Interpretable Classification

Danyang Li¹, Mingyu Cai², Cristian-Ioan Vasile², Roberto Tron¹

Abstract—Machine learning techniques using neural networks have achieved promising success for time-series data classification. However, the models that they produce are challenging to verify and interpret. In this paper, we propose an explainable neural-symbolic framework for the classification of time-series behaviors. In particular, we use an expressive formal language, namely Signal Temporal Logic (STL), to constrain the search of the computation graph for a neural network. We design a novel time function and sparse softmax function to improve the soundness and precision of the neural-STL framework. As a result, we can efficiently learn a compact STL formula for the classification of time-series data through off-the-shelf gradient-based tools. We demonstrate the computational efficiency, compactness, and interpretability of the proposed method through driving scenarios and naval surveillance case studies, compared with state-of-the-art baselines.

I. INTRODUCTION

Binary classification is a standard task in Supervised Machine Learning (ML). Many techniques such as K-Nearest Neighbors (KNN), Supported Vector Machine (SVM), and Random Forest can be employed. A particular version of the procedure introduces data derived from the evolution of dynamic systems, which are in the form of time-series data; this task can still be challenging for the current state-of-the-art ML algorithm.

In recent years, deep learning (DL) methods have achieved great success in complex pattern recognition, with a variety of architecture such as convolutional [1], recurrent [2], etc. However, the common drawback of DL and other ML techniques is the lack of human-interpretability of the learned models. This property is very important in control and robotics since it can support qualitative and quantitative analysis. In this paper, we propose to use the rich expressivity of Signal Temporal Logic (STL) [3] for training explainable classification of symbolic neural networks.

Signal Temporal Logic (STL) is a formal language designed to express rich and human-interpretable specifications over time series. Its quantitative satisfaction can be measured via a recursive definition of robustness [3], which can be used in control optimization problems [4]. The task of learning STL formulas for classification also leverages the robustness to formulate an optimization problem. Previous attempts [5], [6], [7] for learning temporal logic properties assumed fixed formula structures, and decision trees based approaches [8],

[9], [10], [11] are proposed to learn both operators and parameters via growing logic branches. The branches growing of decision trees increases as the structure of desired STL formula becomes more complicated. Importantly, based on our experimental analysis, the training time for the decision tree is in order of minutes while the temporal logic neural network can achieve order of seconds. To learn temporal logic formulas from scratch, developing logic neural networks [12], [13] attracts more attention. However, the max and min operations in the robustness are not continuously differentiable. The gradient is zero everywhere except for the max/min point. These operations cannot be directly applied in a neural network since the network is not able to learn with it.

Related works: Many works use STL for classification. Some works [14], [15], [16], [17] use the recursive definition of the STL and the structure of multi-layer neural networks, allowing to directly apply off-the-shelf gradient-based deep learning software. This kind of work can be divided into two categories i.e., template-free and template-based learning. Intuitively, template-based learning [14], [15], [16] fixes the STL formula to be learned from data and only learns some parameters. Whereas template-free learning [17] learns the overall STL formula including its structure from scratch. Our work uses this latter category.

To address the non-smooth issues of the original STL robustness[3], the differentiable versions of robustness computation were proposed in [16], which, however, can not guarantee the soundness properties of STL. The work [17] proposes an alternative formulation that uses arithmetic STL robustness [18], which is not compatible with the off-the-shelf gradient-based tools e.g., Pytorch, resulting in problems of commercial efficiency and adaptation. Smooth approximations for max/min operations such as softmax/softmin functions are used in [14], [16], but these smooth approximations are not sound and cannot guarantee the accuracy of satisfaction. In addition, both works learn a weighted STL (wSTL) [16], [17] that is harder for a user to interpret if the complex weights are not manually omitted.

Contributions: First, we propose a template-free neural network architecture for the classification of time series that can always be directly translated to an STL formula. Our proposed models rely on novel activation functions, especially on two new components: a compact way to represent time intervals for temporal operators, and a sound, differentiable approximation to the maximum operator. As an additional contribution, we introduce a synthetic dataset containing prototypical behaviors inspired by autonomous driving situa-

¹Danyang Li and Roberto Tron are with Mechanical Engineering Department, Boston University, Boston, MA 02215, USA. danyangl@bu.edu, tron@bu.edu

²M. Cai and C.I. Vasile are with the Department of Mechanical Engineering and Mechanics, Lehigh University, Bethlehem, PA, USA mingyu-cai@lehigh.edu, cvasile@lehigh.edu

tions. We use this dataset to evaluate the performance of our methods, showing that we are able to achieve high efficiency and automatically extract qualitatively meaningful features of the data. More broadly, we hope this dataset will serve as a benchmark for future work in the classification of time series.

II. PRELIMINARIES AND PROBLEM FORMULATION

We denote an n -dimensional, discrete-time, real-valued signal as $s = (s(0), s(1), \dots, s(l))$, where $l \in \mathbb{N}^+$ is the length of the signal, $s(\tau) \in \mathbb{R}^n$ is the value of signal s at time τ , and $n \in \mathbb{N}^+$.

A. Signal Temporal Logic

We use signal temporal logic (STL) to specify the behaviors of time-series signals.

Definition 1: The syntax of STL formulae with linear predicates is defined recursively as [3]:

$$\phi ::= \mu \mid \neg\phi \mid \phi_1 \wedge \phi_2 \mid \phi_1 \vee \phi_2 \mid \Diamond_{[t_1, t_2]}\phi \mid \Box_{[t_1, t_2]}\phi, \quad (1)$$

where μ is a predicate defined as $\mu := \mathbf{a}^T s \geq b$, $\mathbf{a} \in \mathbb{R}^n$, $b \in \mathbb{R}$. ϕ, ϕ_1, ϕ_2 are STL formulas. The Boolean operators \neg, \wedge, \vee are *negation*, *conjunction* and *disjunction*, respectively. The temporal operators \Diamond, \Box represent *eventually* and *always*. $\Diamond_{[t_1, t_2]}\phi$ is true if ϕ is satisfied for at least one point $\tau \in [t_1, t_2]$, while $\Box_{[t_1, t_2]}\phi$ is true if ϕ is satisfied for all time points $\tau \in [t_1, t_2]$.

Definition 2: The quantitative semantics, i.e., the robustness, of the STL formula ϕ over signal s at time τ is defined as:

$$r(s, \mu, \tau) = \mathbf{a}^T s - b, \quad (2a)$$

$$r(s, \neg\phi, \tau) = -r(s, \phi, \tau), \quad (2b)$$

$$r(s, \phi_1 \wedge \phi_2, \tau) = \min(r(s, \phi_1, \tau), r(s, \phi_2, \tau)), \quad (2c)$$

$$r(s, \phi_1 \vee \phi_2, \tau) = \max(r(s, \phi_1, \tau), r(s, \phi_2, \tau)), \quad (2d)$$

$$r(s, \Diamond_{[t_1, t_2]}\phi, \tau) = \max_{\tau' \in [t_1, t_2]} (r(s, \phi, \tau')), \quad (2e)$$

$$r(s, \Box_{[t_1, t_2]}\phi, \tau) = \min_{\tau' \in [t_1, t_2]} (r(s, \phi, \tau')) \quad (2f)$$

The signal s is said to satisfy the formula ϕ , denoted $s \models \phi$, if $r(s, \phi, 0) > 0$. Otherwise, s is said to violate ϕ , denoted $s \not\models \phi$.

B. Problem Statement

We consider a binary classification task on a labeled data set with N data samples $S = \{(s^i, l^i)\}_{i=1}^N$, where $s^i \in \mathbb{R}^n$ is the i^{th} signal with label $l^i \in C$, and $C = \{1, -1\}$ is the set of classes, positive and negative.

Problem 1: Given $S = \{(s^i, l^i)\}_{i=1}^N$, find an STL formula ϕ that minimizes the misclassification rate MCR defined as:

$$MCR = \frac{|\{s^i \mid (s^i \models \phi \wedge l^i = -1) \vee (s^i \not\models \phi \wedge l^i = 1)\}|}{N}$$

C. Overview of Proposed Work

We propose a Temporal Logic Inference (TLI) method based on neural network embedding of STL formulas. Using our method we can infer both the structure and parameters of STL properties. The proposed Neural Network architecture for TLI (NN-TLI) enables the use of high performance training methods and extraction of interpretable classifiers in the form of STL formulas from networks' weights. The NN-TLI maps a time-series data point (a signal) s to its robustness value of the learned formula with the sign of robustness defining the predicted class of signal s . We restrict ourselves to an expressive fragment of STL that allows the proposed efficient encoding and that is easy to interpret. In the following, we present the NN-TLI structure in Sec. III and its training method in Sec. IV.

III. NEURAL NETWORK ARCHITECTURE

The overall architecture of NN-TLI consists of four layers as shown in Fig. 1. The first layer is associated with the predicates of the formula, and takes a given signal s as input and outputs robustness values for all predicates at all times. The second layer takes time variables and robustness values of predicates from the first layer as input and applies temporal operators to generate sub-formulas ψ_{ij} . The last two layers implement logical operators to combine sub-formulas from the second layer. In the following sections, we first introduce the fragment of STL captured by NN-TLI formulas. Next, we describe the details of each layer of the NN-TLI architecture and show how they implement the STL formula.

A. STL(1)

We define level-one STL, denoted by STL(1), as

$$\begin{aligned} \phi &::= \mu \mid \neg\phi \mid \phi_1 \wedge \phi_2 \mid \phi_1 \vee \phi_2, \\ \psi &::= \Diamond_{[t_1, t_2]}\phi \mid \Box_{[t_1, t_2]}\phi, \end{aligned} \quad (3)$$

It is a proper fragment of STL without nested temporal operators that retains rich expressivity as shown by the following result.

Theorem 1: The STL fragment STL(1) is equal to its Boolean closure [9].

Proof: [Sketch] It follows immediately from the distributivity properties of always and eventually with respect to Boolean operators, i.e., $\Diamond_I(\phi_1 \vee \phi_2) = \Diamond_I\phi_1 \vee \Diamond_I\phi_2$, $\Box_I(\phi_1 \wedge \phi_2) = \Box_I\phi_1 \wedge \Box_I\phi_2$, and $\neg\Box_I\phi = \Diamond_I\neg\phi$. ■

Note, STL(1) captures the same fragment as DT-STL [9]. However, the representation of formulas is more compact since we do not impose the decision tree structure with primitive formula decision nodes.

In this work, we consider STL(1) formulas in the disjunctive normal form (DNF), which can be expressed as:

$$\phi = (\psi_{11} \wedge \psi_{12} \wedge \dots \wedge \psi_{1m}) \vee \dots \vee (\psi_{p1} \wedge \psi_{p2} \wedge \dots \wedge \psi_{pq}), \quad (4)$$

where $\psi_{ij} := \Diamond_{[t_1, t_2]}\varphi_{ij} \mid \Box_{[t_1, t_2]}\varphi_{ij}$, $\varphi_{ij} := \mu \mid \neg\mu$.

Theorem 2: A logical formula can be converted into an equivalent DNF.[19]

Remark 1: All level-one STL formulae can be encoded in an NN-TLI of sufficient size.

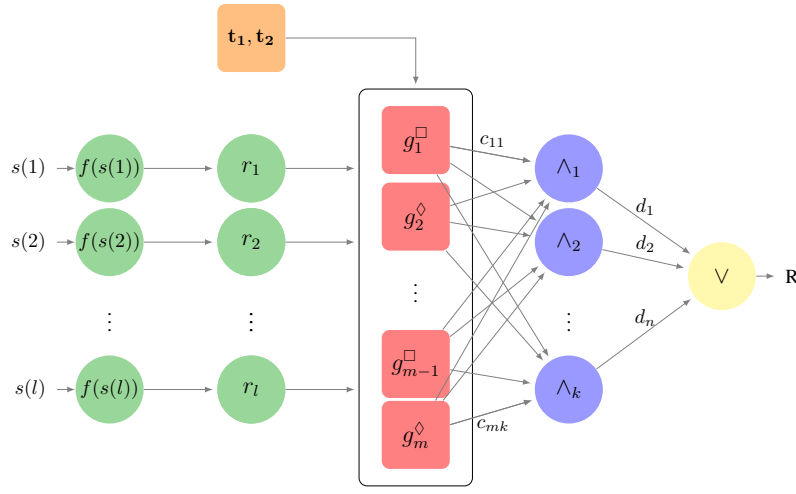


Fig. 1: The structure of NN-TLI. The temporal operators accept predicates r_1, \dots, r_l and time variables $\mathbf{t}_1, \mathbf{t}_2$ as inputs. Here, \mathbf{t}_1 and \mathbf{t}_2 are vectors containing the starting time variables and ending time variables for all temporal operators.

B. First layer: Spatial Predicates

The first layer generates the predicates in the form:

$$p = f(s) = \mathbf{a}^T s - b, \quad (5)$$

where \mathbf{a} or $-\mathbf{a}$ is an element of the standard basis of the space \mathbb{R}^n , $b \in \mathbb{R}$. Note that \mathbf{a} is fixed and b is a variable. The output of $f(s)$ is the axis-aligned quantitative satisfaction of predicates at each time point of signal s .

C. Second and third layer: temporal and logical operators

The second layer has 2 types of temporal operators, "eventually" and "always" $\diamond_{[t_1, t_2]}$, $\square_{[t_1, t_2]}$, where the time parameters t_1, t_2 are also learned from data. The third layer includes 2 types of logical operators i.e., conjunction \wedge and disjunction \vee . The quantitative semantics of these four operators are defined in (2). However, (2c), (2c) are not differentiable with respect to time variables t_1, t_2 . Moreover, the gradient of the min/max function in (2) is zero everywhere except for the min/max point, and then the network does not learn through the back-propagation.

In this paper, we propose a novel definition of robustness for these operators i.e., $\square_{[t_1, t_2]}$, $\diamond_{[t_1, t_2]}$, \wedge , \vee ; which are differentiable with respect to variables t_1, t_2 and s . The activation functions are defined as:

$$g^\square(\mathbf{r}, t_1, t_2, \tau, \beta, h) = F(-\mathbf{r}, \beta, h, f_t(t_1, t_2, \tau)), \quad (6a)$$

$$g^\diamond(\mathbf{r}, t_1, t_2, \tau, \beta, h) = F(\mathbf{r}, \beta, h, f_t(t_1, t_2, \tau)), \quad (6b)$$

$$g^\wedge(\mathbf{r}, \beta, h, \mathbf{c}) = F(-\mathbf{r}, \beta, h, p(\mathbf{c})), \quad (6c)$$

$$g^\vee(\mathbf{r}, \beta, h, \mathbf{d}) = F(\mathbf{r}, \beta, h, \mathbf{d}) \quad (6d)$$

where τ, β, h are parameters, $F(\cdot)$ is the *sparse softmax function* (See III-D), $f_t(\cdot)$ is the *time function* (See III-E), \mathbf{c} and \mathbf{d} are vectors computed from a matrix called *conjunction-disjunction matrix* M (See III-F) and $p(\cdot)$ is the *gate function* (See III-F).

In the following sections, we will introduce details of the following operator layers, and provide rigorous soundness analysis for the proposed STL robustness.

D. Sparse softmax function

Since the standard robustness computation in definition 2 including max and min is non-smooth and not differentiable, the alternative solution is to use softmax for the approximation:

$$\max(x_1, \dots, x_n) \approx s(\beta, \mathbf{x}) = \frac{\sum_{i=1}^n x_i e^{\beta x_i}}{\sum_{i=1}^n e^{\beta x_i}}, \quad (7)$$

where $\mathbf{x} = [x_1, x_2, \dots, x_n] \in \mathbb{R}^n$ is an input vector. This function can be also used to approximate min by simply replacing the input with its negative value. Such a calculation has been applied as activation functions of temporal logic-based neural networks in [14], [16]. However, the softmax approximation always introduces errors in the estimated robustness. As a result, soundness properties of STL robustness might not be guaranteed [3], leading to inaccurate results and erroneous STL interpretation. For example, for a learned STL formula ϕ , the true robustness given a signal s is $r(s, \phi)$ and the approximated robustness is $\tilde{r}(s, \phi)$. It is possible to have $r(s, \phi) < 0$ while $\tilde{r}(s, \phi) > 0$, then the learned STL formula cannot interpret the property of signal s correctly since signal s does not satisfy ϕ .

To address the issue, we present *sparse softmax function* that can approximate the maximum of the subset of the elements, while still guaranteeing STL soundness properties. Our sparse softmax function in $F(\mathbf{r}, \beta, h, \mathbf{w})$ is defined through the following sequence of operations:

$$r'_i = r_i w_i \quad (8a)$$

$$r''_i = \frac{hr'_i}{|\max_i(r'_i)| + \epsilon}, \quad (8b)$$

$$q_i = \frac{e^{\beta r''_i}}{\sum_i e^{\beta r''_i}}, \quad (8c)$$

$$\tilde{r}_m = \frac{\sum_{i=0}^{l-1} r_i w_i q_i}{\sum_{i=0}^{l-1} w_i q_i}, \quad (8d)$$

where $h \in \mathbb{R}^+$ and $\beta \in \mathbb{R}$ are parameters, $\epsilon \in \mathbb{R}_0^+$ is a small fixed value to avoid division by zero, $\mathbf{r} = [r_1, r_2, \dots, r_n] \in \mathbb{R}^l$ is the input of the function, $\mathbf{w} \in \mathbb{R}^l$ is a binary indication vector. \tilde{r}_m is the approximated maximum of the set $\mathbf{r}_s = \{r_i\}$, where \mathbf{r}_s is mapped from \mathbf{r} by the indicator vector \mathbf{w} such that $r_i \in \mathbf{r}_s$ if $w_i = 1$ and $r_i \notin \mathbf{r}_s$ if $w_i = 0$.

We first select the elements to take for maximum by zeroing out r_i if $w_i = 0$ in (8a). Next, we scale r'_i to r''_i with (8b). We transform the result into a probability max function q . Finally, we take the weighted sum of r_i using the distribution q in (8d).

Definition 3 (Soundness): Let \mathcal{C} denote a method for computing the maximum/minimum approximation \tilde{r}_{max} of a sequence of robustness values $r(s, \phi, \tau)$ within a time interval $\tau \in [t_1, t_2]$, given an STL formula ϕ over a signal s of length l . We say \mathcal{C} is sound if

$$\max_{\tau \in [t_1, t_2]} r(s, \phi, \tau) < 0 \iff \tilde{r}_{max} < 0 \quad (9a)$$

$$\max_{\tau \in [t_1, t_2]} r(s, \phi, \tau) > 0 \iff \tilde{r}_{max} > 0 \quad (9b)$$

$$\min_{\tau \in [t_1, t_2]} r(s, \phi, \tau) < 0 \iff \tilde{r}_{min} < 0 \quad (9c)$$

$$\min_{\tau \in [t_1, t_2]} r(s, \phi, \tau) > 0 \iff \tilde{r}_{min} > 0 \quad (9d)$$

Proposition 1: The sparse softmax function is sound if for a given h , the parameter β satisfies $he^{\beta h} > \frac{(l-1)e^{-1}}{\beta}$, where l is the length of input vector.

Proof: First note that w_i, q_i are always non-negative. We start from case (9a) with $r(s, \phi, i) < 0, \forall i$ where $w_i = 1$. Then $F(r, \beta, h, \mathbf{w}) < 0$ is derived.

For case (9b), let $k = \arg\max_i r_i$. Then by (9b), $r_k > 0$. Hence, from (8d), we need $\sum_{i=t_1}^{t_2} r_i q_i > 0$ to achieve soundness. We can prove $\sum_{i=t_1}^{t_2} r_i q_i > 0$ by proving $\sum_{i=t_1}^{t_2} r''_i q_i > 0$ by multiplying $\frac{|\max_i(r'_i)| + \epsilon}{h}$ on both sides. We can ignore ϵ for $\epsilon = 0$ or ϵ sufficiently small and get $r''_k = h$ from (8b), $\sum_{i=t_1}^{t_2} r''_i q_i = r''_k q_k + \sum_{i=t_1, i \neq k}^{t_2} r''_i q_i = \frac{r''_k e^{\beta r''_k} + \sum_{i=t_1, i \neq k}^{t_2} r''_i e^{\beta r''_i}}{\sum_i e^{\beta r''_i}}$, then we need $r''_k e^{\beta r''_k} + \sum_{i=t_1, i \neq k}^{t_2} r''_i e^{\beta r''_i} > 0$ to achieve soundness since $\sum_i e^{\beta r''_i} > 0$. The minimum value of $r''_i e^{\beta r''_i}$ is $-\frac{e^{-1}}{\beta}$, we have $r''_k e^{\beta r''_k} + \sum_{i=t_1, i \neq k}^{t_2} r''_i e^{\beta r''_i} \geq he^{\beta h} - \frac{(l-1)e^{-1}}{\beta} > 0$.

The proof for (9c), (9d) can be derived by replacing r with $-r$. ■

We can take advantage of the sparse softmax function from the following aspects:

- 1) Soundness guarantees allow the learned STL formula to use the standard robustness computation (definition 2) for classification and generate the same results as NN-TLI.
- 2) The function can approximate maximum over the subset of the elements of a vector, hence we can easily incorporate time variables in the neural network.
- 3) The function can improve the accuracy and interpretability of the learned STL formula for classifying time-series data due to its soundness.
- 4) The function is differentiable and enables the back-propagation of off-the-shelf machine learning tools.

E. Time function

Learning the time interval of an STL formula can be challenging, since the number of parameters of indicator vector \mathbf{w} in (8) is linear to the length of the signal. For a signal with a length of 1000, the number of parameters to learn for one temporal operator is 1000. Moreover, learning the independent time weight might produce multiple time windows for one temporal operator, making it hard to construct the final STL formula. Previous works used fixed time windows [14], [16] or autoencoder [17] to predict a time interval for every signal.

We propose a differentiable and efficient *time function* to generate a binary indicator time vector encoding the time interval $[t_1, t_2]$. This time function can be considered as a smooth indicator function and only requires two parameters t_1, t_2 regardless of the length of the signal. The time function $f_t : \mathbb{R} \times \mathbb{R} \rightarrow \mathbb{R}^l$ is defined as:

$$\begin{aligned} f_t(t_1, t_2, \tau) &= \frac{1}{\tau} \min \left((\text{ReLU}(\mathbf{d}_k - \mathbf{1}(t_1 - \tau)), -\text{ReLU}(\mathbf{d}_k - \mathbf{1}t_1)), \right. \\ &\quad \left. (\text{ReLU}(-\mathbf{d}_k + \mathbf{1}(t_2 + \tau)) - \text{ReLU}(-\mathbf{d}_k + \mathbf{1}t_2)) \right), \\ \text{ReLU}(x) &= \begin{cases} x, & \text{if } x > 0, \\ 0, & \text{otherwise.} \end{cases} \end{aligned} \quad (10)$$

where $\mathbf{d}_k = [0, 1, \dots, l-1]$ is a fixed vector containing l consecutive integers from 0 to $l-1$, $\mathbf{1} = [1, 1, \dots, 1] \in \mathbb{R}^l$, l is the length of the signal, $\tau \in \mathbb{R}$ is a parameter tuned for the slope of the time function and can be used to adjust the learning rate of time function.

The output of the time function can be used as indicator vector in (8):

$$\mathbf{w}_t = [w_0, w_1, \dots, w_{l-1}] \in \mathbb{R}^l \quad (11)$$

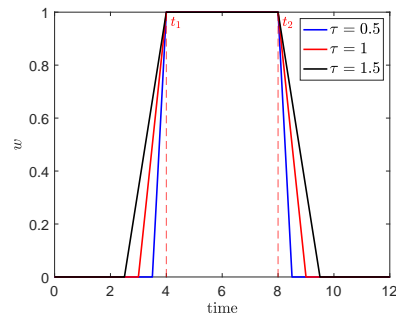


Fig. 2: Time function with different τ

Fig 2 gives an example for the time function for a signal of length 12 with $t_1 = 4$ and $t_2 = 8$ with different values of τ .

One aspect of our framework that differs from TLNN [17] is learning time intervals. Since TLNN relies on the Autoencoder which is a deep neural network structure, for the

same learned weighted STL formula, the classification results using other robustness computations are different from ones applying TLNN. In contrast, the time function enhances a consistent classification computation when applying different robustness computations for the learned STL formula.

F. Activation Functions for Logical Operator

We discuss in detail about the activation functions (6c), (6d), where \mathbf{c} in (6c), (6d) is a row vector of the *conjunction-disjunction matrix* M , $p(\mathbf{c})$ is a *gate function* employed from [20] to select parameters. We define the conjunction-disjunction matrix and gate function as follows.

We use a matrix called conjunction-disjunction matrix M to encode the logical operators of the neural network, i.e., the last two layers of the network. The conjunction-disjunction matrix is defined as:

$$M = \begin{bmatrix} \mathbf{c}_1 \\ \mathbf{c}_2 \\ \vdots \\ \mathbf{c}_m \end{bmatrix} = \begin{bmatrix} c_{11} & c_{12} & \dots & c_{1k} \\ c_{21} & c_{22} & \dots & c_{2k} \\ \vdots & \vdots & \ddots & \vdots \\ c_{m1} & c_{m2} & \dots & c_{mk} \end{bmatrix} \in \mathbb{R}^{m \times n} \quad (12)$$

where m, k are the number of disjunction and conjunction operators, respectively, noting that k is also the number of temporal operators.

Based on the definition of M , the vector \mathbf{d} is defined as:

$$\mathbf{d} = [d_1, d_2, \dots, d_m] \\ d_i = \begin{cases} 0 & \text{if } c_{ij} = 0, \forall j \in [1, k], \\ 1 & \text{otherwise.} \end{cases} \quad (13)$$

To obtain a differentiable binary matrix, the method from [20] is employed. We introduce c as variables drawn from a Bernoulli distribution. We consider c^g as gate variables sampled from the Bernoulli random variables c . The Bernoulli function is defined as:

$$\text{bernoulli}(c) = \begin{cases} 1 & \text{if } 0.5 \leq c \leq 1, \\ 0 & \text{if } 0 \leq c < 0.5. \end{cases} \quad (14)$$

We learn the real-valued gate variables c instead of learning the binary weight variables c^g . We estimate the gradient of step $c^g \sim \text{bernoulli}(c)$ using the straight-through estimator [21]. To guarantee c falls in $[0, 1]$, we pass c through a clip function after performing the optimizer step. The clip function is:

$$\text{clip}(c) = \begin{cases} 1 & \text{if } c \geq 1, \\ 0 & \text{if } c \leq 0, \\ c & \text{otherwise.} \end{cases} \quad (15)$$

The gate function $p(\mathbf{c})$ is defined as:

$$p(\mathbf{c}) = \text{clip}(\text{bernoulli}(\mathbf{c})) \quad (16)$$

We can learn the logical operators by simply learning the variables of the conjunction-disjunction matrix. The complexity of the neural network scales linearly with the number of temporal operators, and also linearly with the number of "disjunction" logical operators. The NN-TLI can efficiently learn highly complex STL formulas.

The STL(1) formula can be easily constructed from the variables we learn in the network. After getting the predicates and time variables of sub-formulas, we can use the conjunction-disjunction matrix to get the logical combinations of sub-formulas. For example, we have 4 subformulas $\phi_1, \phi_2, \phi_3, \phi_4$ and a conjunction-disjunction matrix $M = \begin{bmatrix} 1 & 1 & 0 & 0 \\ 0 & 0 & 1 & 1 \end{bmatrix}$, then the final STL(1) formula is $\psi = (\phi_1 \wedge \phi_2) \vee (\phi_3 \wedge \phi_4)$.

IV. LEARNING OF NN-TLI

The neural network learns to formulate an STL formula that can classify two sets of data based on the robustness degree. We can interpret the criteria for classification and the properties of two sets of data from the STL formula. We use Pytorch to build the NN-TLI and perform the back-propagation. The code can be found at <https://github.com/danyang16/NN-TLI>.

A. Loss function

We label the two sets of data as 1 and -1, respectively. The purpose of the learning process is to minimize the loss function is defined as:

$$l = e^{-yR}, \quad (17)$$

where y is the label of the data, R is the robustness degree of the learned STL formula.

B. Formula simplification

To obtain a compact STL formula, we introduce a method to post-process the conjunction-disjunction matrix M after the training procedure. We compute the training MCR with M , denoted as MCR_M and training MCR with $c_{ij} = 0$ as MCR_{ij} , where $c_{ij} \in M$. We can get the simplified conjunction-disjunction matrix \bar{M} by

$$\bar{M} = \begin{bmatrix} \bar{c}_{11} & \bar{c}_{12} & \dots & \bar{c}_{1k} \\ \bar{c}_{21} & \bar{c}_{22} & \dots & \bar{c}_{2k} \\ \vdots & \vdots & \ddots & \vdots \\ \bar{c}_{m1} & \bar{c}_{m2} & \dots & \bar{c}_{mk} \end{bmatrix} \quad (18) \\ \bar{c}_{ij} = \begin{cases} 0 & \text{if } MCR_{ij} = MCR_M, \\ c_{ij} & \text{otherwise.} \end{cases}$$

By leveraging this method, we can remove the redundant sub-formulas from the STL formula and extract the meaningful features of the data.

V. CASE STUDY

In this section, we first introduce a synthetic dataset containing general behaviors under autonomous driving scenarios. We use our proposed NN-TLI to classify these behaviors and interpret the characteristic from the learned STL formula. We also experiment on a dataset of naval surveillance scenarios from [8]. We compare the results from our NN-TLI with existing methods and show that our approach outperforms MCR , efficiency, and interpretability. We compare our NN-TLI with [16] to show the benefit

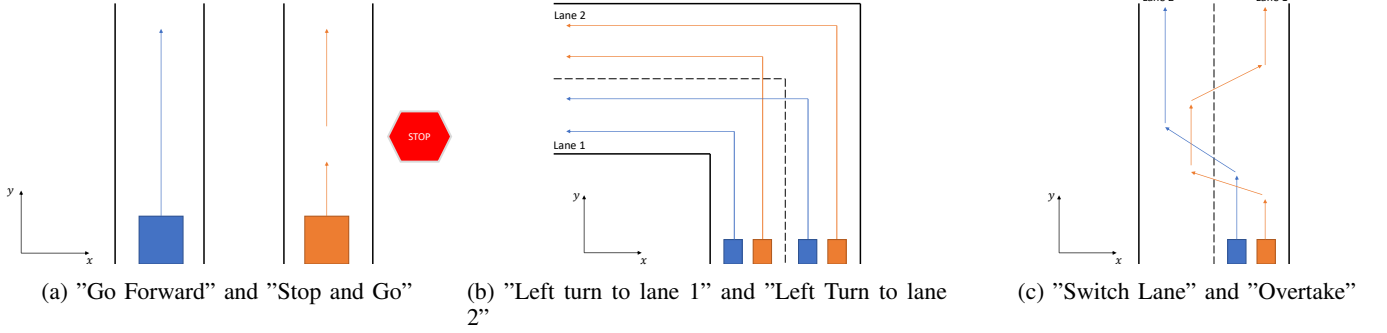


Fig. 3: Examples of driving behaviors. The blue trajectories in (a), (b), (c) represent "Go Forward", "Left turn to lane 1" and "Switch Lane", respectively. The red trajectories in (a), (b), (c) represent "Stop and Go", "Left Turn to lane 2" and "Overtake", respectively.

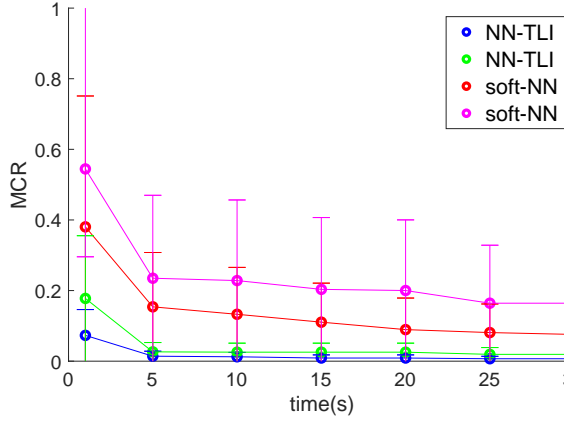


Fig. 4: Results comparisons between baselines NN-TLI and soft-NN. Blue and green points represent MCR of NN-TLI, and red and magenta points represent the mean MCR of soft-NN at Error bars represent highest and lowest MCR for each method.

of the soundness of sparse softmax function and compare with the baseline [11] of using the decision-tree approach to demonstrate the high computational efficiency.

A. Autonomous driving scenarios

We include six kinds of driving behaviors in three scenarios in the driving scenario's dataset. The signals are 2-dimensional trajectories shown in Fig 3. In scenario 1, "Go Forward" vehicle keep going straight; "Stop and Go" vehicle stop at the stop sign for three-time points and then go straight. In scenario 2, the vehicles first go forward, then make a left turn and enter either lane 1 or lane 2. In scenario 3, "Switch Lane" vehicles first go forward in lane 1, then switch to lane 2 and end up driving in lane 2, "Overtake" vehicles initially go forward in lane 1, then enter lane 2, drive back to lane 1 and end up driving in

lane 1. The autonomous vehicle is considered to start at a random initial position with random velocities. For each kind of behavior, we generate 2000 samples of length 40. The code for generating the dataset can be found here <https://github.com/danyangl6/NN-TLI>.

We use the proposed NN-TLI to classify between two combinations of these six behaviors, that is 30 test cases to conduct experiments on in total. We compare the NN-TLI with the network using activation functions based on the traditional softmax function, called soft-NN for short reference. The parameter β in activation functions is the same for both methods. We evaluate these methods based on MCR and computation time. The results are shown in Fig 4. The blue and red points with error bar represent MCR of NN-TLI and soft-NN, respectively, which indicates that compared to soft-NN, the proposed NN-TLI can reach a lower mean MCR in a shorter time, thanks to its soundness. The proposed NN-TLI is relatively stable, with 10% difference between the maximum and minimum MCR , as opposed to the 50% of soft-NN.

It is worth noting that temporal property is not necessary when classifying some of the behaviors. For example, we can classify "Go forward" vs "Turn left to lane 1" with a fixed time interval $[0, l]$, where l is the length of the signal. To address this, we intentionally pick the results between behaviors needing temporal characteristics to classify, e.g. "Go Forward" vs "Stop and Go". The results are shown in Fig 4. The green and magenta points with error bar represent MCR of NN-TLI and soft-NN, respectively. The results show that the mean MCR of soft-NN dramatically increases when classifying these behaviors since the softmax function is not able to properly approximate the maximum within the specified time interval.

We can straightforwardly interpret the property of the data from the STL formula learned by NN-TLI. For example, the learned formula to classify "Go forward" with "Overtake" with lane 1 between $[-2, 2]$ and lane 2 between $[-6, -2]$ is

$$\Box_{[0,39]}(x > -1.97) \quad (19)$$

We can be described the property of "Go forward" as "the vehicle always stay at lane 1 for all time."

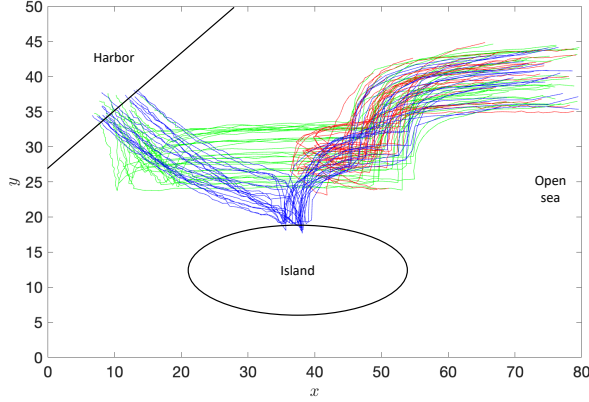


Fig. 5: Naval dataset

Fig. 6: Comparison results between NN-TLI and other interpretable classification methods

Method	MCR	Time(min)
NN-TLI	0.0000	0.2
BCDT	0.0100	33
On-line learning	0.0885	16

TABLE I: The learned STL formula from NN-TLI and other interpretable classification methods

Method	STL formula
NN-TLI	$\Box_{[9,14]}(y > 23.37) \wedge \Diamond_{[60,60]}(x < 27.96)$
BCDT	$\Diamond_{[28,53]}(x \leq 30.85) \wedge \Box_{[2,26]}((y > 21.31) \wedge (x > 11.10))$
On-line learning	$\Diamond_{[0,38]}(\Box_{[21,27]}(y > 19.88) \wedge \Box_{[11,36]}(x < 34.08))$

B. Naval surveillance scenario

The naval surveillance scenario dataset from [8], shown in Fig 5, is widely used to test many interpretable classifier [8], [11]. The naval dataset is consisting of 2-dimensional trajectories representing various vessel behaviors. As shown in Fig 5, the green trajectories are normal behaviors, labeled as "1", representing vessels from the open sea and heading directly to the harbor. The blue and red trajectories are abnormal trajectories, labeled as "-1". The blue trajectories show vessels veering to the island and the red trajectories show vessels returning to the open sea after approaching island. We use our proposed NN-TLI to classify normal and abnormal behaviors, and compare with the results from boosted concise decision tree method(BCDT) [11] and online learning method [8].

We provide the learned STL formula from our NN-TLI and methods from [8], [11] in Table I. The learned STL formula from our NN-TLI is

$$\Box_{[9,14]}(y > 23.37) \wedge \Diamond_{[60,60]}(x < 27.96) \quad (20)$$

We can explain the characteristic of normal vessel behaviors with human language using (20): The vessels eventually

reach the harbor in the end and always do not reach the island between 9 seconds and 14 seconds. The learned STL formula of NN-TLI is solid while compact. We compare the time to reach the lowest MCR during the learning procedure, as shown in Table 6. The proposed NN-TLI can reach 0% MCR at 12 seconds, which is $150\times$ faster than boosted concise decision tree method in [11] and $80\times$ faster than on-line learning algorithm in [8], which only reach 8.85% MCR .

VI. CONCLUSIONS AND FUTURE WORK

In this paper, we present an interpretable neural network to classify time-series data, which can be directly translated into an STL formula. By leveraging the novel activation functions, we can easily learn the STL formula from scratch using off-the-shelf machine learning tools while guaranteeing soundness. We demonstrate that our proposed method can interpret the properties of data with high computation efficiency and accuracy on a synthesis dataset based on autonomous driving scenarios and a naval scenarios dataset. In the future, we would like to extend this framework to represent more complicated properties of time-series data.

REFERENCES

- [1] U. R. Acharya, S. L. Oh, Y. Hagiwara, J. H. Tan, M. Adam, A. Gertych, and R. San Tan, "A deep convolutional neural network model to classify heartbeats," *Computers in biology and medicine*, vol. 89, pp. 389–396, 2017.
- [2] D. Tang, B. Qin, and T. Liu, "Document modeling with gated recurrent neural network for sentiment classification," in *Proceedings of the 2015 conference on empirical methods in natural language processing*, 2015, pp. 1422–1432.
- [3] O. Maler and D. Nickovic, "Monitoring temporal properties of continuous signals," in *Formal Techniques, Modelling and Analysis of Timed and Fault-Tolerant Systems*. Springer, 2004, pp. 152–166.
- [4] V. Raman, A. Donzé, M. Maasoumy, R. M. Murray, A. Sangiovanni-Vincentelli, and S. A. Seshia, "Model predictive control with signal temporal logic specifications," in *53rd IEEE Conference on Decision and Control*. IEEE, 2014, pp. 81–87.
- [5] X. Jin, A. Donzé, J. V. Deshmukh, and S. A. Seshia, "Mining requirements from closed-loop control models," in *Proceedings of the 16th international conference on Hybrid systems: computation and control*, 2013, pp. 43–52.
- [6] A. Bakhirkin, T. Ferrère, and O. Maler, "Efficient parametric identification for stl," in *Proceedings of the 21st International Conference on Hybrid Systems: Computation and Control (part of CPS Week)*, 2018, pp. 177–186.
- [7] B. Hoxha, A. Dokhanchi, and G. Fainekos, "Mining parametric temporal logic properties in model-based design for cyber-physical systems," *International Journal on Software Tools for Technology Transfer*, vol. 20, no. 1, pp. 79–93, 2018.
- [8] Z. Kong, A. Jones, and C. Belta, "Temporal logics for learning and detection of anomalous behavior," *IEEE Transactions on Automatic Control*, vol. 62, no. 3, pp. 1210–1222, 2016.
- [9] G. Bombara, C.-I. Vasile, F. Penedo, H. Yasuoka, and C. Belta, "A decision tree approach to data classification using signal temporal logic," in *Proceedings of the 19th International Conference on Hybrid Systems: Computation and Control*, 2016, pp. 1–10.
- [10] S. Mohammadinejad, J. V. Deshmukh, A. G. Puranic, M. Vazquez-Chanlatte, and A. Donzé, "Interpretable classification of time-series data using efficient enumerative techniques," in *Proceedings of the 23rd International Conference on Hybrid Systems: Computation and Control*, 2020, pp. 1–10.
- [11] E. Aasi, C. I. Vasile, M. Bahreinian, and C. Belta, "Classification of time-series data using boosted decision trees," *arXiv preprint arXiv:2110.00581*, 2021.
- [12] T. Rocktäschel and S. Riedel, "End-to-end differentiable proving," *Advances in neural information processing systems*, vol. 30, 2017.

- [13] F. Yang, Z. Yang, and W. W. Cohen, "Differentiable learning of logical rules for knowledge base reasoning," *Advances in neural information processing systems*, vol. 30, 2017.
- [14] K. Leung, N. Aréchiga, and M. Pavone, "Back-propagation through signal temporal logic specifications: Infusing logical structure into gradient-based methods," in *International Workshop on the Algorithmic Foundations of Robotics*. Springer, 2020, pp. 432–449.
- [15] A. Ketenci and E. A. Gol, "Learning parameters of ptstl formulas with backpropagation," in *2020 28th Signal Processing and Communications Applications Conference (SIU)*. IEEE, 2020, pp. 1–4.
- [16] R. Yan and A. Julius, "Neural network for weighted signal temporal logic," *arXiv preprint arXiv:2104.05435*, 2021.
- [17] G. Chen, Y. Lu, R. Su, and Z. Kong, "Interpretable fault diagnosis of rolling element bearings with temporal logic neural network," *arXiv preprint arXiv:2204.07579*, 2022.
- [18] N. Mehdipour, C.-I. Vasile, and C. Belta, "Arithmetic-geometric mean robustness for control from signal temporal logic specifications," in *2019 American Control Conference (ACC)*. IEEE, 2019, pp. 1690–1695.
- [19] B. A. Davey and H. A. Priestley, *Introduction to lattices and order*. Cambridge university press, 2002.
- [20] S. Srinivas, A. Subramanya, and R. Venkatesh Babu, "Training sparse neural networks," in *Proceedings of the IEEE conference on computer vision and pattern recognition workshops*, 2017, pp. 138–145.
- [21] Y. Bengio, N. Léonard, and A. Courville, "Estimating or propagating gradients through stochastic neurons for conditional computation," *arXiv preprint arXiv:1308.3432*, 2013.