

NEURAL-SYMBOLIC RECURSIVE MACHINE FOR SYSTEMATIC GENERALIZATION

Qing Li¹, Yixin Zhu², Yitao Liang^{1,2},
Ying Nian Wu³, Song-Chun Zhu^{1,2,3}, Siyuan Huang¹

¹Beijing Institute of General Artificial Intelligence (BIGAI)

²Institute for Artificial Intelligence, Peking University

³University of California, Los Angeles (UCLA)

ABSTRACT

Despite the tremendous success, existing machine learning models still fall short of human-like systematic generalization—learning compositional rules from limited data and applying them to unseen combinations in various domains. We propose Neural-Symbolic Recursive Machine (NSR) to tackle this deficiency. The core representation of NSR is a Grounded Symbol System (GSS) with combinatorial syntax and semantics, which entirely emerges from training data. Akin to the neuroscience studies suggesting separate brain systems for perceptual, syntactic, and semantic processing, NSR implements analogous separate modules of neural perception, syntactic parsing, and semantic reasoning, which are jointly learned by a deduction-abduction algorithm. We prove that NSR is expressive enough to model various sequence-to-sequence tasks. Superior systematic generalization is achieved via the inductive biases of *equivariance* and *recursiveness* embedded in NSR. In experiments, NSR achieves state-of-the-art performance in three benchmarks from different domains: SCAN for semantic parsing, PCFG for string manipulation, and HINT for arithmetic reasoning. Specifically, NSR achieves 100% generalization accuracy on SCAN and PCFG and outperforms state-of-the-art models on HINT by about 23%. Our NSR demonstrates stronger generalization than pure neural networks due to its symbolic representation and inductive biases. NSR also demonstrates better transferability than existing neural-symbolic approaches due to less domain-specific knowledge required.

1 INTRODUCTION

A remarkable property underlying human intelligence is its *systematic compositionality*: the algebraic capacity to interpret an infinite number of novel combinations from finite known components (Chomsky, 1957)—“*infinite use of finite means*” (Chomsky, 1965). This type of compositionality is central to the human ability to generalize from limited data to novel combinations (Lake et al., 2017). Recently, several datasets have been proposed to test systematic generalization of machine learning models—SCAN (Lake & Baroni, 2018), PCFG (Hupkes et al., 2020), CFQ (Keysers et al., 2020), and HINT (Li et al., 2021), to name a few. While conventional neural networks fail dramatically on these datasets, certain inductive biases have been explored to improve systematic generalization. Csordás et al. (2021) improve Transformers’ generalization performance by using relative positional encoding and sharing weights between layers. Chen et al. (2020) introduce a neural-symbolic stack machine to achieve nearly perfect accuracy on SCAN-like datasets. Despite the improved performance, these neural-symbolic methods often require domain-specific knowledge to design non-trivial symbolic components and are thus difficult to transfer such capability to other domains.

To achieve human-like systematic generalization in a wide range of domains, we propose Neural-Symbolic Recursive Machine (NSR), which integrates the *joint* learning of perception, syntax, and semantics in a principled framework. The core representation of NSR is a Grounded Symbol System (GSS) (see Fig. 1), which entirely emerges from training data without domain-specific knowledge. Inspired by neuroscience studies suggesting that human brains might contain partially separate systems for processing perception, syntax, and semantics (Miller et al., 2001), NSR implements an

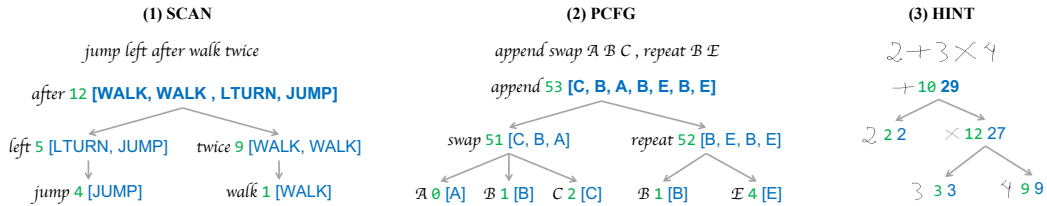


Figure 1: **Examples of Grounded Symbol Systems, which are interpretable and illustrate a human-like reasoning process.** (1) SCAN: each node is a triplet of (*word*, *symbol*, *action sequence*); (2) PCFG: each node is a triplet of (*word*, *symbol*, *letter list*). (3) HINT: each node is a triplet of (*image*, *symbol*, *value*). Each symbol is denoted by its index.

analogous separation into three modules for neural perception, syntactic parsing, and semantic reasoning. Specifically, we first utilize a neural network as the perception module to ground symbols on the raw inputs. Next, the symbols are parsed into a syntax tree of the Grounded Symbol System by a transition-based neural dependency parser (Chen & Manning, 2014). Finally, we adopt *functional programs* to realize the semantic meaning of symbols (Ellis et al., 2021). Theoretically, we show that the proposed NSR is expressive enough to model various sequence-to-sequence tasks. Critically, the inductive biases of equivariance and recursiveness, encoded in each module, enable NSR to break down the long input into small components, process them progressively, and compose the results, encouraging the model to learn meaningful symbols and their compositional rules. Such inductive biases are the crux of NSR’s superb systematic generalization.

It is challenging to optimize NSR in an end-to-end fashion since annotations for the internal GSS are oftentimes unavailable and NSR is not fully differentiable. To tackle this issue, we present a probabilistic learning framework and derive a novel *deduction-abduction* algorithm to coordinate the joint learning of different modules. In the learning phase (see also Fig. 2), the model first performs greedy deduction over these modules to propose an initial GSS, which may yield wrong results. Next, a search-based abduction is applied top-down to search the neighborhood of initial GSS for possible solutions; such abduction revises the GSS until it generates the correct result. As a plausible solution, the revised GSS provides *pseudo* supervision to train each module, facilitating the learning of individual components in NSR.

We evaluate NSR on three benchmarks from various domains to study systematic generalization: (1) SCAN (Lake & Baroni, 2018), mapping natural language commands to action sequences; (2) PCFG (Hupkes et al., 2020), predicting the output sequences of string manipulation commands; (3) HINT (Li et al., 2021), predicting the results of handwritten arithmetic expressions. All these datasets include multiple splits for evaluating different aspects of systematic generalization. NSR achieves state-of-the-art performance on all these benchmarks. Specifically, NSR obtains 100% generalization accuracy on SCAN and PCFG and improves the state-of-the-art accuracy on HINT by about 23%. Result analyses reveal that NSR possesses stronger generalization than pure neural networks due to its symbolic representation and inductive bias. It also demonstrates better transferability than existing neural-symbolic approaches due to less domain-specific knowledge required.

2 NEURAL-SYMBOLIC RECURSIVE MACHINE

2.1 REPRESENTATION: GROUNDED SYMBOL SYSTEM (GSS)

Two schools of thought, connectionism and symbolism, have a long debate about the proper representation of the human mind (Fodor et al., 1988; Fodor & Lepore, 2002; Marcus, 2018b). Central to connectionism is *distributed representations* (Hinton, 1984), arguing that a certain concept or meaning is represented by a pattern of activity across many neurons. Distributed representations are usually learned from data by neural networks (LeCun et al., 2015) and have achieved tremendous success in numerous learning problems (Goodfellow et al., 2016). However, neural networks have been challenged in that they only capture the superficial statistics in data (Marcus, 2018a), rather than the underlying causality (Pearl, 2019), thus lacking human-like generalization capabilities. In contrast, symbolism postulates a *physical symbol system* (Newell, 1980), wherein each symbol alone represents an atomic concept, and more complicated concepts are formed by combining multiple symbols with certain syntax (Chomsky, 1965; Hauser et al., 2002; Evans & Levinson,

2009). Symbol systems are more interpretable and support stronger abstraction and generalization than distributed representations (Launchbury, 2017). However, handcrafting a symbol system for a domain requires a lot of domain-specific knowledge, and the constructed system is fragile and suffers from the notorious symbol grounding problem (Harnad, 1990).

In this work, we propose a grounded version of the symbol system as the internal representation for systematic generalization. Such a *Grounded Symbol System (GSS)* provides a principled integration of perception, syntax, and semantics, as exemplified by Fig. 1. Formally, a GSS is defined as a directed tree $T = \langle (x, s, v), e \rangle$. Each node is a triplet of the grounded input x , the abstract symbol s , and the semantic meaning v . Each edge denotes the semantic dependency between the parent and the child node; an edge $i \rightarrow j$ denotes that the node i 's semantic meaning depends on node j 's.

Despite their nice properties, handcrafted symbol systems are inevitably fragile and labor-intensive. Therefore, it is essential to ground symbol systems on raw inputs and learn their syntax and semantics from the training examples, which we will discuss next.

2.2 MODEL: NEURAL-SYMBOLIC RECURSIVE MACHINE (NSR)

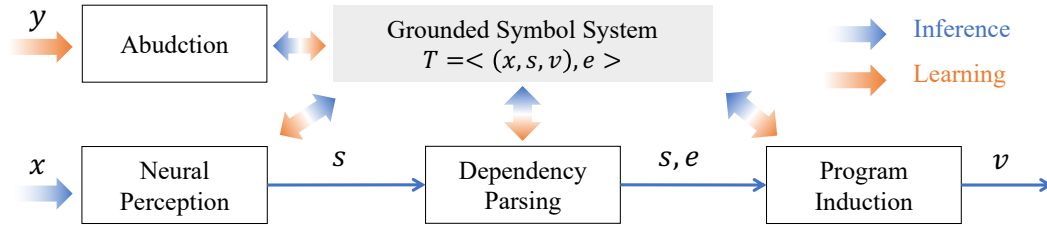


Figure 2: The pipeline of inference and learning in NSR.

We now describe the proposed NSR that induces a GSS from training data. As illustrated in Fig. 2, the NSR consists of three learnable modules: A neural perception module for grounding symbols on the raw input, a dependency parser for predicting the dependencies between symbols, and a program synthesizer for predicting the semantic meanings. Since the ground-truth GSS is unavailable during training, these three modules ought to be learned in an end-to-end fashion without intermediate supervision. Below, we first describe the three modules of NSR and then discuss how to learn NSR end-to-end with our proposed deduction-abduction algorithm.

Neural Perception The role of the perception module is to map a raw input x (e.g., a handwritten expression) into a symbolic sequence s (denoted by a list of indices). This perception module handles the perceptual variance from raw input signals, such that each predicted token $w_i \in s$ is grounded in a certain part of the input $x_i \in x$. Formally, we have:

$$p(s|x; \theta_p) = \prod_i p(w_i|x_i; \theta_p) = \prod_i \text{softmax}(\phi(w_i, x_i; \theta_p)), \quad (1)$$

where $\phi(w_i, x_i; \theta_p)$ is a scoring function parameterized by a neural network with parameters θ_p . The architecture of the perceptual neural network depends on the format of the raw input, which could be pre-trained; for example, we use a pre-trained convolutional neural network for images.

Dependency Parsing To predict the dependencies between symbols, we adopt a transition-based neural dependency parser (Chen & Manning, 2014), commonly used for parsing natural language sentences. The transition-based dependency parser relies on a state machine that defines the possible transitions to parse the input sequence into a dependency tree. The parser constructs the parse tree from the input sequence by recursively applying the predicted transition to the state machine until the parsing process ends; see Fig. A1 for an illustration. At each step, the parser predicts one transition based on the state representation. The state representation is constructed from a local window and contains: (i) the top three words in the stack and buffer, (ii) the first and second leftmost/rightmost children of the top two words in the stack, and (iii) the leftmost of leftmost/rightmost of rightmost children of the top two words in the stack. Given the state representation, we adopt a two-layer feed-forward neural network to predict the transition. Formally, given the input sentence s , we have:

$$p(e|s; \theta_s) = p(\mathcal{T}|s; \theta_s) = \prod_{t_i \in \mathcal{T}} p(t_i|c_i; \theta_s), \quad (2)$$

where θ_s is the parser’s parameters, $\mathcal{T} = \{t_1, t_2, \dots, t_l\} \models e$ the transition sequence that generates the dependencies e , and c_i the state representation at the i -th step. In practice, we use a greedy decoding strategy to predict the transition sequence for the input sentence.

Program Induction Inspired by recent advances in program induction (Ellis et al., 2021; Baglog et al., 2017; Devlin et al., 2017), we adopt *functional programs* to represent the semantics of symbols and view learning as program induction. Compared to purely statistical approaches, symbolic programs exhibit better generalizability and interpretability, and the learning is usually more sample-efficient. Formally, given the input symbols s and their dependencies e , we have:

$$p(v|e, s; \theta_l) = \prod_i p(v_i|s_i, \text{children}(s_i); \theta_l) \quad (3)$$

where θ_l is the set of programs induced for every symbol. In practice, we use symbolic programs, yielding a deterministic reasoning process.

Learning semantics for a symbol is equivalent to searching for a program that matches the given examples. Candidate programs are composed of a set of pre-defined primitives. Based on the Peano axioms (Peano, 1889), we find a universal set of primitives: (1) 0; (2) inc: $i \rightarrow i + 1$; (3) dec: $i \rightarrow i - 1$; (4) ==; (5) if: $(a, b, c) \rightarrow$ if a is true, return b , else c . Such a simple set of primitives are provably sufficient to represent any symbolic function, which we will further demonstrate in Sec. 2.4. To speed up the search process and facilitate generalization, we augment this set of primitives with a minimal subset of Lisp primitives for list processing (cons, car, cdr, etc.) and the recursion primitive (Y-combinator (Peyton Jones, 1987)). The Y-combinator allows to represent any recursive function and is the crux of extrapolation on semantics.

In practice, we adopt DreamCoder (Ellis et al., 2021) for program induction, which can efficiently synthesize programs from input-output pairs across a wide range of domains. We revised the original DreamCoder to handle noise in the given examples during the search process.

2.3 LEARNING

Since the intermediate GSS is latent and non-differentiable, the back-propagation is not applicable to learn NSR. Previous methods usually learn such neural-symbolic models with policy gradient algorithms, such as REINFORCE (Williams, 1992). However, the policy gradient methods have been shown to converge slowly or even fail to converge; it requires generating a large number of samples over a large latent space with sparse rewards, hoping some samples may be lucky enough to hit high rewards for updating the policy. Due to the prohibitively large space of GSS, we have to seek for an alternative and more efficient learning algorithm.

Formally, let x denote the input, $T = \langle (x, s, v), e \rangle$ the intermediate GSS, and y the output. During learning, (x, y) is observed but T is latent. The likelihood of the observation (x, y) marginalized over T can be decomposed as:

$$p(y|x; \Theta) = \sum_T p(T, y|x; \Theta) = \sum_{s, e, v} p(s|x; \theta_p) p(e|s; \theta_s) p(v|s, e; \theta_l) p(y|v). \quad (4)$$

$s|x$ denotes the process of grounding symbols to raw signals, guided by the perception module θ_p . $e|s$ denotes the process of parsing the symbol sequence into a parse tree, guided by the syntax module θ_s . $v|s, e$ denotes the process of reasoning over the parse tree, guided by the semantic module θ_l . $y|v$ is a deterministic process: $p(y|v) = 1$ if the final output of v equals to y , otherwise 0.

From a maximum likelihood estimation (MLE) perspective, the learning objective is to maximize the observed-data log-likelihood $L(x, y) = \log p(y|x)$. Assuming $\theta_p, \theta_s, \theta_l$ are continuous, we take the derivative of L w.r.t. $\theta_p, \theta_s, \theta_l$ (see Eq. (A2) for the detailed derivation):

$$\begin{aligned} \nabla_{\theta_p} L(x, y) &= \mathbb{E}_{T \sim p(T|x, y)} [\nabla_{\theta_p} \log p(s|x; \theta_p)], \\ \nabla_{\theta_s} L(x, y) &= \mathbb{E}_{T \sim p(T|x, y)} [\nabla_{\theta_s} \log p(e|s; \theta_s)], \\ \nabla_{\theta_l} L(x, y) &= \mathbb{E}_{T \sim p(T|x, y)} [\nabla_{\theta_l} \log p(v|s, e; \theta_l)], \end{aligned} \quad (5)$$

where $p(T|x, y)$ is the posterior distribution of T given (x, y) . Since $p(y|v)$ can only be 0 or 1, $p(T|x, y)$ can be rewritten as:

$$p(T|x, y) = \frac{p(T, y|x; \Theta)}{\sum_{T'} p(T', y|x; \Theta)} = \begin{cases} 0, & \text{for } T \notin Q \\ \frac{p(T|x; \Theta)}{\sum_{T' \in Q} p(T'|x; \Theta)}, & \text{for } T \in Q \end{cases} \quad (6)$$

where $Q = \{T : p(y|T) = 1, T \in \Omega_T\}$ is the set of T that match y . Usually, Q is a very small subset of the entire space of (s, e, v) , *i.e.*, $Q \subseteq \Omega_T$.

Since taking expectation w.r.t. this posterior distribution (Eq. (5)) is intractable, we use Monte Carlo sampling to approximate it. The optimization procedure for an example (x, y) is as follows:

1. Sample a plausible solution: $\hat{T} = \langle (x, \hat{s}, \hat{v}), \hat{e} \rangle \sim p(T|x, y)$.
2. Use (x, \hat{s}) to update the perception module (θ_p).
3. Use (\hat{s}, \hat{e}) to update the syntax module (θ_s).
4. Use $(\hat{s}, \hat{e}, \hat{v})$ to update the semantic module (θ_l).

Steps 2–4 are supervised training for each module and no longer require the continuous assumption for the derivation of Eq. (5). Step 1 requires sampling from a highly sparse distribution in a large space, which we describe below.

Deduction-Abduction The key to the above learning procedure is the efficient sampling from the posterior distribution $p(T|x, y)$. To tackle this problem, we develop a novel *deduction-abduction* algorithm, summarized in Alg. A1. Concretely, for a given example (x, y) , we first perform greedy deduction from x to obtain an initial GSS $T = \langle (x, \hat{s}, \hat{v}), \hat{e} \rangle$, which may yield a wrong result. To find a revised T^* that matches the correct result y during training, we search the neighbors of T in a top-down manner by performing abduction over perception, syntax, and semantics; see Alg. A1 and Fig. A2 and A3. Theoretically, the above deduction-abduction process behaves as a Metropolis-Hastings sampler for the posterior distribution $p(T|x, y)$, as proven by Li et al. (2020).

2.4 EXPRESSIVENESS AND GENERALIZATION OF NSR

We now discuss NSR’s properties. Overall, we find that NSR has the expressive power to model various seq2seq tasks, and the inductive biases in NSR enhance its systematic generalization capability.

Expressiveness We prove that NSR has the expressive power to model various seq2seq tasks.

Lemma 1. For a finite unique set of $\{x^i : i = 0, \dots, N\}$, there exists a neural network f_p with enough capability, satisfying: $\forall x^i, f_p(x^i) = i$.

Provably, there exists a neural network that maps every element in a finite set to a unique index, *i.e.*, $x^i \rightarrow i$. The parsing process is trivial since every input is mapped to a single token.

Lemma 2. Any index space can be created from the primitives $\{0, \text{inc}\}$.

All indices are natural numbers, which can be recursively defined by $\{0, \text{inc}\}$: $0 \rightarrow 0, 1 \rightarrow \text{inc}(0), 2 \rightarrow \text{inc}(\text{inc}(0)), 3 \rightarrow \text{inc}(\text{inc}(\text{inc}(0))), \dots$. We can create indices for both inputs and outputs via this lemma.

Equipped with the above lemmas, we can construct a degenerate NSR that sufficiently expresses the dataset $D = \{(x^i, y^i) : i = 0, \dots, N\}$ by “memorizing” all examples via a long program:

$$\text{NSR}(x) = \text{if}(f_p(x)=0, y^0, \text{if}(f_p(x)=1, y^1, \dots, \text{if}(f_p(x)=N, y^N, \emptyset) \dots)) \quad (7)$$

The above program is akin to a lookup table, composed by the primitives $\{\text{if}, ==\}$ and the index space created by the primitives $\{0, \text{inc}\}$. Since these four primitives are universal for all domains, we are assured that NSR is expressive enough to model various seq2seq tasks and thus enjoys better transferability than previous neural-symbolic approaches. Hence, we have the following theorem.

Theorem 3. For any finite dataset $D = \{(x^i, y^i) : i = 0, \dots, N\}$, there exists an NSR that can sufficiently express D using four primitives $\{0, \text{inc}, ==, \text{if}\}$.

Generalization Although the degenerate program defined by Eq. (7) achieves perfect accuracy on the training set, it can hardly generalize beyond training examples. To achieve strong generalization, we have to impose certain inductive biases; these inductive biases should be minimal and applicable to most domains. Inspired by previous progress on compositional generalization (Gordon et al., 2019; Chen et al., 2020), we hypothesize two necessary inductive biases: *equivariance* and *recursiveness*. Intuitively, equivariance enables the model’s systematicity, generalizing from “run”, “run twice”, “jump” to “jump twice”, whereas recursiveness enables the model’s productivity, generalizing to longer sequences like “run and jump twice”.

Following Gordon et al. (2019), we formalize the hypothesis of equivariance and recursiveness from the perspective of group theory. A discrete group \mathcal{G} is a set of elements $\{g_1, \dots, g_{|\mathcal{G}|}\}$ with a binary

group operation “ \cdot ”, satisfying the group axioms (closure, associativity, identity, and invertibility). For equivariance, we consider a *permutation* group \mathcal{P} , whose elements are permutations of a set \mathcal{X} . For $p \in \mathcal{P}$, we define the permutation operation $T_p : \mathcal{X} \rightarrow \mathcal{X}$. For recursiveness, we consider a *composition* operation \mathcal{C} and define $T_c : (\mathcal{X}, \mathcal{X}) \rightarrow \mathcal{X}$. Formally, we have:

Definition 1 (Equivariance). Given two sets \mathcal{X} and \mathcal{Y} , let \mathcal{P} be a *permutation* group, whose group operations on \mathcal{X} and \mathcal{Y} are denoted by $T_p : \mathcal{X} \rightarrow \mathcal{X}$ and $T'_p : \mathcal{Y} \rightarrow \mathcal{Y}$, respectively. A mapping $\Phi : \mathcal{X} \rightarrow \mathcal{Y}$ is *equivariant* if and only if

$$\forall x \in \mathcal{X}, p \in \mathcal{P} : \Phi(T_p x) = T'_p \Phi(x).$$

Definition 2 (Recursiveness). Given two sets \mathcal{X} and \mathcal{Y} , let $T_c : (\mathcal{X}, \mathcal{X}) \rightarrow \mathcal{X}$ and $T'_c : (\mathcal{Y}, \mathcal{Y}) \rightarrow \mathcal{Y}$ be two *composition* operations on \mathcal{X} and \mathcal{Y} , respectively. A mapping $\Phi : \mathcal{X} \rightarrow \mathcal{Y}$ is *recursive* if and only if

$$\exists T_c, T'_c, \forall x_1 \in \mathcal{X}, x_2 \in \mathcal{X} : \Phi(T_c(x_1, x_2)) = T'_c(\Phi(x_1), \Phi(x_2)).$$

It is straightforward to see that the three modules of NSR, *i.e.*, neural perception (Eq. (1)), dependency parsing (Eq. (2)), and program induction (Eq. (3)) are equivariant and recursive, because they are all pointwise transformations according to their formulations. Empirically, models that achieve superb compositional generalization on certain reasoning tasks, including NeSS (Chen et al., 2020), LANE (Liu et al., 2020), and the proposed NSR, are equivariant and recursive. Therefore, we propose the following hypothesis about compositional generalization:

Hypothesis 1. If a model achieves compositional generalization, the mapping instantiated by the model $\Phi : \mathcal{X} \rightarrow \mathcal{Y}$ is *equivariant* and *recursive*.

3 EXPERIMENTS

3.1 SCAN

The SCAN dataset (Lake & Baroni, 2018) has been widely used to evaluate the systematic generalization of machine learning models. The task aims to translate a natural language command into a sequence of actions, simulating navigation in a grid world.

Evaluation Similar to previous work (Lake, 2019; Gordon et al., 2019; Chen et al., 2020), we evaluate NSR in the following four splits. (1) Simple: randomly split samples for training and testing. (2) Length: the output sequences in the training set contain at most 22 actions, whereas the output lengths in the test set are between 24 and 48. (3) Jump: the primitive “jump” only appears alone in the training set, whereas the test set contains commands combining “jump” with other primitives. (4) Around right: the phrase “around right” is held out from the training set, but both “around” and “right” occurs in the training set separately, such as “around left” and “opposite right.”

Baselines We compare NSR with the following baselines: (1) Seq2seq (Lake & Baroni, 2018); (2) CNN (Dessi & Baroni, 2019); (3) Transformer (Csordás et al., 2021); (4) Equivariant seq2seq (Gordon et al., 2019), which incorporates convolutional operations into recurrent neural networks to achieve local equivariance; and (5) NeSS (Chen et al., 2020), which integrates a symbolic stack machine into a seq2seq framework.

Results Tab. 1 summarizes the results. Both NSR and NeSS achieve 100% accuracy on splits requiring systematic generalization, while other models’ best performance on the Length split is only 20%. This contrast demonstrates the superiority of symbolic components (*i.e.*, the symbolic stack machine in NeSS and the Grounded Symbol System in NSR) for systematic generalization.

While both NeSS and NSR achieve perfect generalization on SCAN, we would like to highlight some key differences. First, NeSS requires a considerable amount of domain-specific knowledge to design the stack machine’s components, such as the stack operations and the category predictors; NeSS without category predictors drops to around 20% for 3 out of 5 runs. Second, training NeSS requires a manually defined curriculum with customized training procedures for the latent category predictors. In contrast, our proposed NSR embraces a modular design with little domain-specific knowledge and does not require any special training scheme like a pre-defined curriculum.

Fig. 3 visualizes the syntax and semantics learned by NSR from the SCAN Length split. The dependency parser of NSR, which is equivariant as discussed in Sec. 2.4, forms clear permutation equivalent groups in terms of syntax among the input words: {turn, walk, look,

Table 1: **The test accuracy on different splits of SCAN and PCFG.** “A. R.” stands for “Around Right,” “Sys.” for “Systematicity,” and “Prod.” for “Productivity.” The results of NeSS on PCFG are reported by adapting the source code provided by [Chen et al. \(2020\)](#) on PCFG.

Model	SCAN				PCFG		
	Simple	Jump	A. R.	Length	IID	Sys.	Prod.
Seq2Seq	99.7	1.2	2.5	13.8	79	53	30
CNN	100.0	69.2	56.7	0.0	85	56	31
Transformer	-	-	-	20	-	96	85
Equivariant Seq2seq	100.0	99.1	92.0	15.9	-	-	-
NeSS	100.0	100.0	100.0	100.0	~0	~0	~0
NSR (ours)	100.0	100.0	100.0	100.0	100	100	100

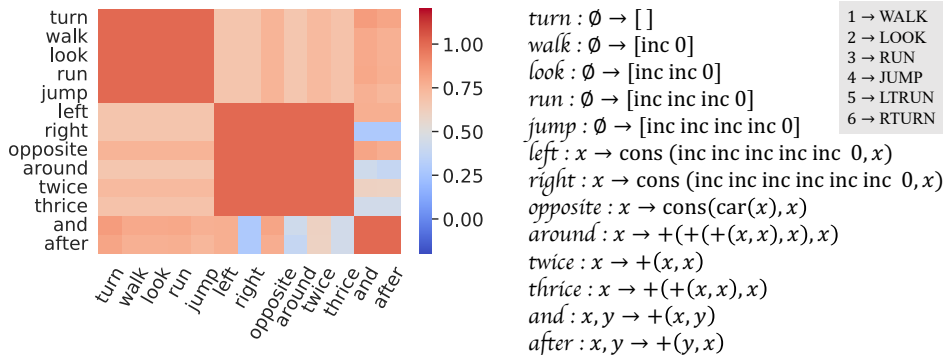


Figure 3: **Left:** the syntactic similarity between input words of NSR trained on the SCAN Length split. The similarity between word i and word j is measured by the percentage of test samples in which replacing i with j , or vice versa, does not change the dependencies predicted by the dependency parser. **Right:** the induced programs for input words, where x and y denote the inputs, \emptyset denotes empty inputs, `cons` inserts an item to the first position of a list, `car` returns the first item in a list, and `+` concatenates two lists.

run, jump}, {left, right, opposite, around, twice, thrice}, {and, after}. Note that we do not provide any prior information about these groups—they entirely emerge from the training data, unlike providing equivariant groups beforehand ([Gordon et al., 2019](#)) or explicitly incorporating a category induction procedure from execution traces ([Chen et al., 2020](#)). In the learned programs, the program synthesizer of NSR creates an index space for the target language and finds the correct programs for representing the semantics of each source word.

3.2 PCFG

Next, we conduct experiments on the PCFG dataset ([Hupkes et al., 2020](#)), in which the model learns to predict the output of a command of string manipulations, e.g., `append swap F G H`, `repeat I J` \rightarrow `H G F I J I J`. The input sequences in PCFG are generated by a probabilistic context-free grammar, and the output sequences are constructed by recursively applying the string edit operations that are specified in the input sequences. The input samples are selected to match the statistical properties of a textual corpus from natural languages, such as the lengths of the sentences and depths of the parse trees.

Evaluation We evaluate models on the following splits. (1) IID: randomly split samples for training and testing. (2) Systematicity: this split focuses explicitly on models’ ability to interpret pairs of functions that were never seen together during training. (3) Productivity: this split focuses on generalization to longer sequences; i.e., the training samples contain up to 8 functions, while the test samples contain at least 9 functions. We compare with the following baselines: LSTM and CNN ([Hupkes et al., 2020](#)), Transformer ([Csordás et al., 2021](#)), and NeSS ([Chen et al., 2020](#)).

Results Tab. 1 summarizes the results. NSR achieves 100% accuracy on all splits of PCFG and outperforms the previous state-of-the-art model (Transformer) by 4% on the “Systematicity” split and 15% on “Productivity.” Notably, NeSS completely fails on the PCFG dataset, although it achieves perfect accuracy on SCAN. By inspecting the training process of NeSS on PCFG, we find that the stack operations of NeSS cannot represent the binary functions in PCFG, and the trace search pro-

Table 2: **The test accuracy on HINT.** The results of GRU, LSTM, and Transformer are cited from Li et al. (2021), and the results of NeSS are reported by adapting its source code on HINT.

Model	Symbol Input						Image Input					
	I	SS	LS	SL	LL	Avg.	I	SS	LS	SL	LL	Avg.
GRU	76.2	69.5	42.8	10.5	15.1	42.5	66.7	58.7	33.1	9.4	12.8	35.9
LSTM	92.9	90.9	74.9	12.1	24.3	58.9	83.9	79.7	62.0	11.2	21.0	51.5
Transformer	98.0	96.8	78.2	11.7	22.4	61.5	88.4	86.0	62.5	10.9	19.0	53.1
NeSS	~0	~0	~0	~0	~0	~0	-	-	-	-	-	-
NSR (ours)	98.0	97.3	83.7	95.9	77.6	90.1	88.5	86.2	67.1	83.2	58.2	76.0

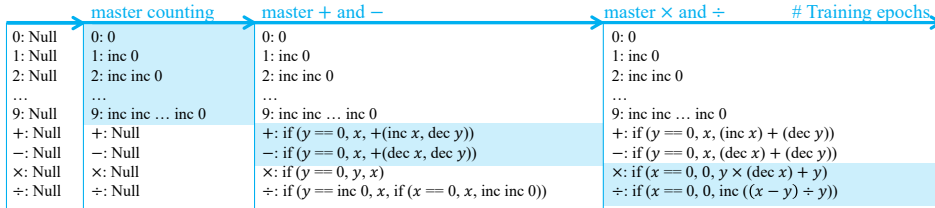


Figure 4: **The evolution of learned programs in NSR for HINT.** The recursive programs in DreamCoder are represented by lambda calculus (*a.k.a.* λ -calculus) with Υ -combinator. Here, we translate the induced programs into pseudo code for easier interpretation. Note that there might be different yet functionally-equivalent programs to represent the semantics of a symbol; we only visualize a plausible one here.

cess fails due to the large vocabulary and the long sequences of PCFG. Domain-specific knowledge and significant efforts would be required to re-design the stack machine and the training procedure.

3.3 HINT

Finally, we evaluate NSR on the HINT dataset (Li et al., 2021), in which the model learns to predict the integer result of a handwritten arithmetic expression without any intermediate supervision, *e.g.*, $(3+2) \times 8 \rightarrow 40$. Compared with SCAN and PCFG, HINT is much more challenging since its perception deals with real handwritten images with high variance and ambiguity, its syntax is more complicated due to the existence of parentheses, and its semantics involves recursive functions. The HINT dataset comes with a single training set and five test subsets for evaluating different generalizations across perception, syntax, and semantics.

Evaluation Following Li et al. (2021), we train models on the single training set and evaluate them on the following five test subsets. (1) “I”: expressions are seen in the training set, but composed of unseen handwritten images. (2) “SS”: expressions are unseen, but their lengths and values are within the same range as training. (3) “LS”: expressions are longer than training, but their values are within the same range. (4) “SL”: expressions have larger values and their lengths are the same as training. (5) “LL”: expressions are longer, and their values are bigger than training. A prediction is considered correct if and only if it is exactly equal to the ground-truth result.

Baselines We compare the proposed NSR with the following baselines: the seq2seq neural models (*i.e.*, GRU, LSTM, and Transformer) (Li et al., 2021) and NeSS (Chen et al., 2020). Note that each model is equipped with a ResNet-18 as the image encoder.

Results Tab. 2 summarizes the results on HINT. Comparing NSR with seq2seq neural models, we can see that NSR improves the state-of-the-art performance (Transformer) by about 23%. By inspecting the results on each test subset, we find that the improvement primarily comes from better extrapolation over syntax and semantics: NSR boosts the accuracy of “LL” from 19.0% to 58.2%, while the accuracy gains on “I” and “SS” are only around 2%. Please refer to Fig. A5 for qualitative examples of NSR’s predictions on HINT. Again, NeSS completely fails on HINT due to similar reasons for its failure on PCFG as discussed in Sec. 3.2.

Fig. 4 illustrates the evolution of semantics along the training of NSR in HINT. This pattern is highly in accordance with how children learn arithmetic in developmental psychology (Carpenter et al., 1999): The model first masters the semantics of digits as *counting*, then learns + and − as recursive counting, and finally figures out how to define \times and \div based on + and −. Crucially, \times and \div are impossible to be correctly learned before mastering + and −. The model is endowed with such an incremental learning capability since the program induction module allows the semantics of concepts to be built compositionally from those learned earlier (Ellis et al., 2021).

4 RELATED WORK

There has been an increasing interest in studying the systematic generalization of deep neural networks. Started by the SCAN dataset (Lake & Baroni, 2018), multiple benchmarks across various domains have been proposed, including semantic parsing (Keysers et al., 2020; Kim & Linzen, 2020), string manipulation (Hupkes et al., 2020), visual question answering (Bahdanau et al., 2019), grounded language understanding (Ruis et al., 2020), and mathematical reasoning (Saxton et al., 2018; Li et al., 2021). These datasets serve as the test bed for evaluating different aspects of generalization, including systematicity and productivity. A line of research has developed different techniques for these datasets by injecting various inductive biases into deep neural networks. We categorize previous approaches into three classes by how they inject the inductive bias:

Architectural Prior The first class of methods explores different architectures of deep neural networks for compositional generalization. Dessì & Baroni (2019) found that convolutional networks are significantly better than recurrent networks in the “jump” split of SCAN. Russin et al. (2019) improved the standard RNNs by learning separate modules for syntax and semantics. Gordon et al. (2019) proposed the equivariant seq2seq model by incorporating convolution operations into RNNs to achieve local equivariance over permutation symmetries of interest, which are provided beforehand. Csordás et al. (2021) and Ontanón et al. (2022) observed that relative position encoding and sharing weights across layers significantly improve the systematic generalization of Transformers.

Data Augmentation The second class of methods designs different schemes to generate auxiliary training data for encouraging compositional generalization. Andreas (2020) performed data augmentation by replacing fragments of training samples with other fragments from similar samples, and Akyürek et al. (2020) trained a generative model to recombine and resample training data. The meta sequence-to-sequence model (Lake, 2019) and the rule synthesizer (Nye et al., 2020) are trained with samples drawn from a meta-grammar with a format close to the SCAN grammar.

Symbolic Scaffolding The third class of methods bakes symbolic components into neural architectures for improving compositional generalization. Liu et al. (2020) connected a memory-augmented neural model with analytical expressions, simulating the reasoning process. Chen et al. (2020) integrated a symbolic stack machine into a seq2seq framework and learned a neural controller to operate the machine. Kim (2021) learned latent neural grammars for both the encoder and the decoder in a seq2seq framework. These methods achieved strong generalization by injecting a symbolic scaffolding into their models. However, these symbolic components require domain knowledge for specialized modules and complicated training procedures, such as hierarchical reinforcement learning in Liu et al. (2020) and expensive search process for execution traces in Chen et al. (2020), which often have to be constrained under a carefully designed curriculum in practice.

Putting technical differences aside, we distill two essential inductive biases for compositional generalization from previous work: *equivariance* and *recursiveness*, which are critical for models’ systematicity and productivity. The proposed NSR assumes a general Grounded Symbol System as the symbolic scaffolding and enforces equivariance and recursiveness in its modules for achieving strong compositional generalization. Compared with previous neural-symbolic methods, NSR requires less domain-specific knowledge and no specialized curriculum for learning, leading to better transferability and easier optimization, as demonstrated in three various domains in Sec. 3.

5 CONCLUSION

In this paper, we present NSR, which learns Grounded Symbol System from data to achieve systematic generalization. The Grounded Symbol System simulates a generalizable, interpretable representation and provides a principled integration of perception, syntax, and semantics. NSR adopts a modular design and encodes the inductive biases of equivariance and recursiveness in each module, which are critical for achieving compositional generalization. To train NSR without the supervision of GSS, we present a probabilistic learning framework and propose a novel deduction-abduction algorithm to facilitate the efficient learning of NSR. NSR achieves state-of-the-art performance on three benchmarks ranging from semantic parsing and string manipulation to arithmetic reasoning. For future research, we consider extending NSR to more complex domains that require compositional reasoning, including multimodal reasoning and code translation.

Acknowledgment This work was supported in part by the National Key R&D Program of China (2021ZD0150200). We would like to thank Miss Chen Zhen at BIGAI for making the nice figures.

REFERENCES

- Ekin Akyürek, Afra Feyza Akyürek, and Jacob Andreas. Learning to recombine and resample data for compositional generalization. In *International Conference on Learning Representations (ICLR)*, 2020. 9
- Jacob Andreas. Good-enough compositional data augmentation. In *Annual Meeting of the Association for Computational Linguistics (ACL)*, 2020. 9
- Dzmitry Bahdanau, Harm de Vries, Timothy J O’Donnell, Shikhar Murty, Philippe Beaudoin, Yoshua Bengio, and Aaron Courville. Closure: Assessing systematic generalization of clevr models. *arXiv preprint arXiv:1912.05783*, 2019. 9
- Matej Balog, Alexander L Gaunt, Marc Brockschmidt, Sebastian Nowozin, and Daniel Tarlow. Deepcoder: Learning to write programs. In *International Conference on Learning Representations (ICLR)*, 2017. 4
- Thomas P Carpenter, Elizabeth Fennema, M Loef Franke, Linda Levi, and Susan B Empson. Children’s mathematics. *Cognitively Guided*, 1999. 8
- Danqi Chen and Christopher D Manning. A fast and accurate dependency parser using neural networks. In *Annual Conference on Empirical Methods in Natural Language Processing (EMNLP)*, 2014. 2, 3
- Xinyun Chen, Chen Liang, Adams Wei Yu, Dawn Song, and Denny Zhou. Compositional generalization via neural-symbolic stack machines. In *Advances in Neural Information Processing Systems (NeurIPS)*, 2020. 1, 5, 6, 7, 8, 9
- Noam Chomsky. Syntactic structures. In *Syntactic Structures*. De Gruyter Mouton, 1957. 1
- Noam Chomsky. *Aspects of the Theory of Syntax*. MIT press, 1965. 1, 2
- Róbert Csordás, Kazuki Irie, and Juergen Schmidhuber. The devil is in the detail: Simple tricks improve systematic generalization of transformers. In *Annual Conference on Empirical Methods in Natural Language Processing (EMNLP)*, 2021. 1, 6, 7, 9
- Roberto Dessì and Marco Baroni. Cnns found to jump around more skillfully than rnns: Compositional generalization in seq2seq convolutional networks. In *Annual Meeting of the Association for Computational Linguistics (ACL)*, 2019. 6, 9
- Jacob Devlin, Jonathan Uesato, Surya Bhupatiraju, Rishabh Singh, Abdel-rahman Mohamed, and Pushmeet Kohli. Robustfill: Neural program learning under noisy i/o. In *International Conference on Machine Learning (ICML)*, 2017. 4
- Kevin Ellis, Catherine Wong, Maxwell Nye, Mathias Sablé-Meyer, Lucas Morales, Luke Hewitt, Luc Cary, Armando Solar-Lezama, and Joshua B Tenenbaum. Dreamcoder: Bootstrapping inductive program synthesis with wake-sleep library learning. In *Programming Language Design and Implementation*, 2021. 2, 4, 8, A1, A4
- Nicholas Evans and Stephen C Levinson. With diversity in mind: Freeing the language sciences from universal grammar. *Behavioral and Brain Sciences*, 32(5):472–492, 2009. 2
- Jerry A Fodor and Ernest Lepore. *The Compositionality Papers*. Oxford University Press, 2002. 2
- Jerry A Fodor, Zenon W Pylyshyn, et al. Connectionism and cognitive architecture: A critical analysis. *Cognition*, 28(1-2):3–71, 1988. 2
- Ian Goodfellow, Yoshua Bengio, and Aaron Courville. *Deep learning*. MIT press, 2016. 2

-
- Jonathan Gordon, David Lopez-Paz, Marco Baroni, and Diane Bouchacourt. Permutation equivariant models for compositional generalization in language. In *International Conference on Learning Representations (ICLR)*, 2019. [5](#), [6](#), [7](#), [9](#)
- Stevan Harnad. The symbol grounding problem. *Physica D: Nonlinear Phenomena*, 42(1-3):335–346, 1990. [3](#)
- Marc D Hauser, Noam Chomsky, and W Tecumseh Fitch. The faculty of language: what is it, who has it, and how did it evolve? *Science*, 298(5598):1569–1579, 2002. [2](#)
- Geoffrey E Hinton. Distributed representations. Technical Report CMU-CS-84-157, Carnegie Mellon University, 1984. [2](#)
- Dieuwke Hupkes, Verna Dankers, Mathijs Mul, and Elia Bruni. Compositionality decomposed: how do neural networks generalise? *Journal of Artificial Intelligence Research*, 67:757–795, 2020. [1](#), [2](#), [7](#), [9](#)
- Daniel Keysers, Nathanael Schärli, Nathan Scales, Hylke Buisman, Daniel Furrer, Sergii Kashubin, Nikola Momchev, Danila Sinopalnikov, Lukasz Stafiniak, Tibor Tihon, et al. Measuring compositional generalization: A comprehensive method on realistic data. In *International Conference on Learning Representations (ICLR)*, 2020. [1](#), [9](#)
- Najoung Kim and Tal Linzen. Cogs: A compositional generalization challenge based on semantic interpretation. In *Annual Conference on Empirical Methods in Natural Language Processing (EMNLP)*, 2020. [9](#)
- Yoon Kim. Sequence-to-sequence learning with latent neural grammars. In *Advances in Neural Information Processing Systems (NeurIPS)*, 2021. [9](#)
- Diederik Kingma and Jimmy Ba. Adam: A method for stochastic optimization. In *International Conference on Learning Representations (ICLR)*, 2015. [A4](#)
- Brenden M Lake. Compositional generalization through meta sequence-to-sequence learning. In *Advances in Neural Information Processing Systems (NeurIPS)*, 2019. [6](#), [9](#)
- Brenden M. Lake and Marco Baroni. Generalization without systematicity: On the compositional skills of sequence-to-sequence recurrent networks. In *International Conference on Machine Learning (ICML)*, 2018. [1](#), [2](#), [6](#), [9](#)
- Brenden M Lake, Tomer D Ullman, Joshua B Tenenbaum, and Samuel J Gershman. Building machines that learn and think like people. *Behavioral and Brain Sciences*, 40, 2017. [1](#)
- John Launchbury. A darpa perspective on artificial intelligence. Retrieved November, 11:2019, 2017. [3](#)
- Yann LeCun, Yoshua Bengio, and Geoffrey Hinton. Deep learning. *Nature*, 521(7553):436–444, 2015. [2](#)
- Qing Li, Siyuan Huang, Yining Hong, Yixin Chen, Ying Nian Wu, and Song-Chun Zhu. Closed loop neural-symbolic learning via integrating neural perception, grammar parsing, and symbolic reasoning. In *International Conference on Machine Learning (ICML)*, 2020. [5](#)
- Qing Li, Siyuan Huang, Yining Hong, Yixin Zhu, Ying Nian Wu, and Song-Chun Zhu. A minimalist dataset for systematic generalization of perception, syntax, and semantics. *arXiv preprint arXiv:2103.01403*, 2021. [1](#), [2](#), [8](#), [9](#)
- Qian Liu, Shengnan An, Jian-Guang Lou, Bei Chen, Zeqi Lin, Yan Gao, Bin Zhou, Nanning Zheng, and Dongmei Zhang. Compositional generalization by learning analytical expressions. In *Advances in Neural Information Processing Systems (NeurIPS)*, 2020. [6](#), [9](#)
- Gary Marcus. Deep learning: A critical appraisal. *arXiv preprint arXiv:1801.00631*, 2018a. [2](#)
- Gary F Marcus. *The algebraic mind: Integrating connectionism and cognitive science*. MIT press, 2018b. [2](#)

-
- Earl K Miller, Jonathan D Cohen, et al. An integrative theory of prefrontal cortex function. *Annual Review of Neuroscience*, 24(1):167–202, 2001. [1](#)
- Allen Newell. Physical symbol systems. *Cognitive science*, 4(2):135–183, 1980. [2](#)
- Maxwell Nye, Armando Solar-Lezama, Josh Tenenbaum, and Brenden M Lake. Learning compositional rules via neural program synthesis. In *Advances in Neural Information Processing Systems (NeurIPS)*, 2020. [9](#)
- Santiago Ontanón, Joshua Ainslie, Vaclav Cvicek, and Zachary Fisher. Making transformers solve compositional tasks. In *Annual Meeting of the Association for Computational Linguistics (ACL)*, 2022. [9](#)
- Giuseppe Peano. *Arithmetices principia: Nova methodo exposita*. Fratres Bocca, 1889. [4](#)
- Judea Pearl. The seven tools of causal inference, with reflections on machine learning. *Communications of the ACM*, 62(3):54–60, 2019. [2](#)
- Simon L Peyton Jones. *The implementation of functional programming languages*. Prentice-Hall, Inc., 1987. [4](#)
- Laura Ruis, Jacob Andreas, Marco Baroni, Diane Bouchacourt, and Brenden M Lake. A benchmark for systematic generalization in grounded language understanding. *Advances in Neural Information Processing Systems (NeurIPS)*, 2020. [9](#)
- Jake Russin, Jason Jo, Randall C O’Reilly, and Yoshua Bengio. Compositional generalization in a deep seq2seq model by separating syntax and semantics. *arXiv preprint arXiv:1904.09708*, 2019. [9](#)
- David Saxton, Edward Grefenstette, Felix Hill, and Pushmeet Kohli. Analysing mathematical reasoning abilities of neural models. In *International Conference on Learning Representations (ICLR)*, 2018. [9](#)
- Wouter Van Gansbeke, Simon Vandenhende, Stamatios Georgoulis, Marc Proesmans, and Luc Van Gool. Scan: Learning to classify images without labels. In *European Conference on Computer Vision (ECCV)*, 2020. [A3](#)
- Ronald J Williams. Simple statistical gradient-following algorithms for connectionist reinforcement learning. *Machine Learning*, 8(3-4):229–256, 1992. [4](#)

ID	Stack Buffer	Transition	Dependency
0	3 + 4 × 2	Shift	
1	3 + 4 × 2	Shift	
2	3 + 4 × 2	Left-Arc	3 ← +
3	+ 4 × 2	Shift	
4	+ 4 × 2	Shift	
5	+ 4 × 2	Left-Arc	4 ← ×
6	+ × 2	Shift	
7	+ × 2	Right-Arc	× → 2
8	+ ×	Right-Arc	+ → ×

Start: $\sigma = [\text{ROOT}], \beta = w_1, \dots, w_n, A = \emptyset$
1. Shift $\sigma, w_i | \beta, A \rightarrow \sigma | w_i, \beta, A$
2. Left-Arc_r $\sigma | w_i | w_j, \beta, A \rightarrow \sigma | w_j, \beta, A \cup \{r(w_i, w_j)\}$
3. Right-Arc_r $\sigma | w_i | w_j, \beta, A \rightarrow \sigma | w_i, \beta, A \cup \{r(w_i, w_j)\}$
Finish: $\sigma = [w], \beta = \emptyset$

Figure A1: **Applying the transition-based dependency parser to an example of HINT.** It is similar for SCAN and PCFG.

A APPENDIX

A.1 MODEL DETAILS

Dependency Parsing Fig. A1 illustrate the process of parsing an arithmetic expression via the dependency parser. Formally, a *state* $c = (\alpha, \beta, A)$ in the dependency parser consists of a *stack* α , a *buffer* β , and a set of *dependency arcs* A . The initial state for a sequence $s = w_0 w_1 \dots w_n$ is $\alpha = [\text{ROOT}], \beta = [w_0 w_1 \dots w_n], A = \emptyset$. A state is regarded as terminal if the buffer is empty and the stack only contains the node `ROOT`. The parse tree can be derived from the dependency arcs A . Let α_i denote the i -th top element on the stack, and β_i the i -th element on the buffer. The parser defines three types of transitions between states:

- **LEFT-ARC:** add an arc $\alpha_1 \rightarrow \alpha_2$ to A and remove α_2 from the stack α . Precondition: $|\alpha| \geq 2$.
- **RIGHT-ARC:** add an arc $\alpha_2 \rightarrow \alpha_1$ to A and remove α_1 from the stack α . Precondition: $|\alpha| \geq 2$.
- **SHIFT:** move β_1 from the buffer β to the stack α . Precondition: $|\beta| \geq 1$.

The goal of the parser is to predict a transition sequence from an initial state to a terminal state. The parser predicts one transition from $\mathcal{T} = \{\text{LEFT-ARC}, \text{RIGHT-ARC}, \text{SHIFT}\}$ at a time, based on the current state $c = (\alpha, \beta, A)$. The state representation is constructed from a local window and contains following three elements: (i) The top three words on the stack and buffer: $\alpha_i, \beta_i, i = 1, 2, 3$; (ii) The first and second leftmost/rightmost children of the top two words on the stack: $lc_1(\alpha_i), rc_1(\alpha_i), lc_2(\alpha_i), rc_2(\alpha_i), i = 1, 2$; (iii) The leftmost of leftmost/rightmost of rightmost children of the top two words on the stack: $lc_1(lc_1(\alpha_i)), rc_1(rc_1(\alpha_i)), i = 1, 2$. We use a special `Null` token for non-existent elements. Each element in the state representation is embedded to a d -dimensional vector $e \in R^d$, and the full embedding matrix is denoted as $E \in R^{|\Sigma| \times d}$, where Σ is the concept space. The embedding vectors for all elements in the state are concatenated as its representation: $c = [e_1 e_2 \dots e_n] \in R^{nd}$. Given the state representation, we adopt a two-layer feed-forward neural network to predict the transition.

Program Induction To learn the semantics of a symbol c from a set of examples D_c is to find a program ρ_c composed from a set of primitives L , which maximizes the following objective:

$$\max_{\rho} p(\rho | D_c, L) \propto p(D_c | \rho) p(\rho | L), \quad (\text{A1})$$

where $p(D_c | \rho)$ is the likelihood of the program ρ matching D_c , and $p(\rho | L)$ is the prior of ρ under the program space defined by the primitives L . Since finding a globally optimal program is usually intractable, the maximization in Eq. (A1) is approximated by a stochastic search process guided by a neural network, which is trained to approximate the posterior distribution $p(\rho | D_c, L)$. We refer the readers to DreamCoder (Ellis et al., 2021)¹ for more technical details.

¹<https://github.com/ellisk42/ec>

Algorithm A1 Learning by Deduction-Abduction

```
1: Input: Training set  $D = \{(x_i, y_i) : i = 1, 2, \dots, N\}$ 
2: Initial Module: perception  $\theta_p^{(0)}$ , syntax  $\theta_s^{(0)}$ , semantics  $\theta_l^{(0)}$ 
3: for  $t \leftarrow 0$  to  $T$  do
4:   Buffer  $\mathcal{B} = \emptyset$ 
5:   for  $(x, y) \in D$  do
6:      $T = \text{DEDUCE}(x, \theta_p^{(t)}, \theta_s^{(t)}, \theta_l^{(t)})$ 
7:      $T^* = \text{ABDUCE}(T, y)$ 
8:      $\mathcal{B} = \mathcal{B} \cup \{T^*\}$ 
9:   end for
10:   $\theta_p^{(t+1)}, \theta_s^{(t+1)}, \theta_l^{(t+1)} = \text{learn}(\mathcal{B}, \theta_p^{(t)}, \theta_s^{(t)}, \theta_l^{(t)})$ 
11: end for
12: return  $\theta_p^{(T)}, \theta_s^{(T)}, \theta_l^{(T)}$ 
```

```
1: function DEDUCE( $x, \theta_p, \theta_s, \theta_l$ )
2:   sample  $\hat{s} \sim p(s|x; \theta_p), \hat{e} \sim p(e|\hat{s}; \theta_s), \hat{v} = f(\hat{s}, \hat{e}; \theta_l)$ 
3:   return  $T = \langle (x, \hat{s}, \hat{v}), \hat{e} \rangle$ 
4: end function
```

```
1: function ABDUCE( $T, y$ )
2:   Q=PriorityQueue()
   Q.push(root( $T$ ),  $y, 1.0$ )
3:   while  $A, y_A, p = \text{Q.pop}()$  do
4:      $A = (x, w, v, \text{arcs})$ 
5:     if  $A.v == y_A$  then
6:       return  $T(A)$ 
7:     end if
8:
9:     for  $w' \in \Sigma$  do
10:       $A' = A(w \rightarrow w')$ 
11:      if  $A'.v == y_A$  then
12:        Q.push( $A', y_A, p(A')$ )
13:      end if
14:    end for
15:
16:    for  $\text{arc} \in \text{arcs}$  do
17:       $A' = \text{rotate}(A, \text{arc})$ 
18:      if  $A'.v == y_A$  then
19:        Q.push( $A', y_A, p(A')$ )
20:      end if
21:    end for
22:
23:     $A' = A(v \rightarrow y_A)$ 
24:    Q.push( $A', y_A, p(A')$ )
25:
26:    for  $B \in \text{children}(A)$  do
27:       $y_B = \text{SOLVE}(B, A, y_A | \theta_l(A.w))$ 
28:      Q.push( $B, y_B, p(B)$ )
29:    end for
30:  end while
31: end function
```

▷ Abduce perception

▷ Abduce syntax

▷ Abduce semantics

▷ Top-down search

A.2 LEARNING

Derivation of Eq. (5) Take the derivative of L w.r.t. θ_p ,

$$\begin{aligned} \nabla_{\theta_p} L(x, y) &= \nabla_{\theta_p} \log p(y|x) = \frac{1}{p(y|x)} \nabla_{\theta_p} p(y|x) \\ &= \sum_T \frac{p(T, y|x; \Theta)}{\sum_{T'} p(T', y|x; \Theta)} \nabla_{\theta_p} \log p(s|x; \theta_p) \\ &= \mathbb{E}_{T \sim p(T|x, y)} [\nabla_{\theta_p} \log p(s|x; \theta_p)]. \end{aligned} \quad (\text{A2})$$

Similarly, for θ_s, θ_l , we have

$$\begin{aligned} \nabla_{\theta_s} L(x, y) &= \mathbb{E}_{T \sim p(T|x, y)} [\nabla_{\theta_s} \log p(e|s; \theta_s)], \\ \nabla_{\theta_l} L(x, y) &= \mathbb{E}_{T \sim p(T|x, y)} [\nabla_{\theta_l} \log p(v|s, e; \theta_l)], \end{aligned} \quad (\text{A3})$$

Deduction-Abduction Alg. A1 describes the procedure for learning NSR by the proposed deduction-abduction algorithm. Fig. A2 illustrate the one-step abduction over perception, syntax, and semantics in HINT and Fig. A3 visualizes a concrete example to illustrate the deduction-abduction process. It is similar for SCAN and PCFG.

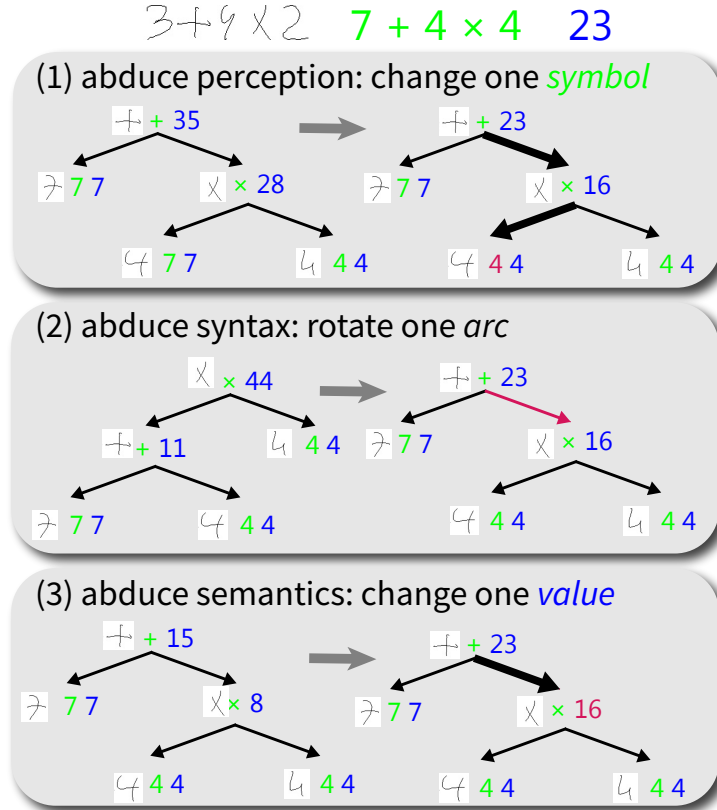


Figure A2: **Abduction over perception, syntax, and semantics in HINT.** Parts revised during abduction are highlighted in red.

A.3 EXPERIMENTS

Experimental Setup For tasks taking symbols as input (*i.e.*, SCAN and PCFG), the perception module is not required in NSR; For the task taking images as input, we adopt ResNet-18 as the perception module, which is pre-trained unsupervisedly (Van Gansbeke et al., 2020) on handwritten images from the training set. In the dependency parser, the token embeddings have a dimension of 50, the hidden dimension of the transition classifier is 200, and we use a dropout of 0.5. For the

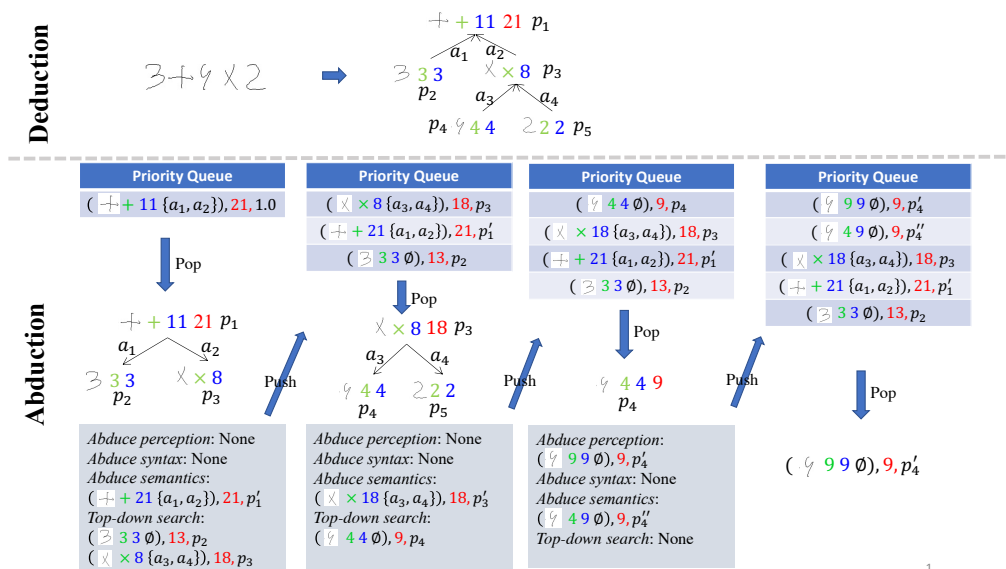


Figure A3: An illustration of the deduction-abduction process for an example of HINT. Given a handwritten expression, the system first performs a greedy deduction to propose an initial solution, which generates a wrong result. In abduction, the root node, paired with the ground-truth result, is first pushed to the priority queue. The abduction over perception, syntax, and semantics is performed on the popped node to generate possible revisions. A top-down search is also applied to propagate the expected value to its children. All possible revisions are then pushed into the priority queue. This process is repeated until we find the most likely revision for the initial solution.

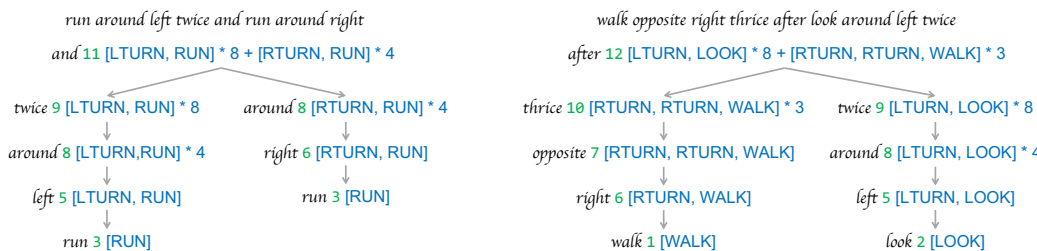


Figure A4: Examples of NSR predictions on the test set of the SCAN Length split. We use * (repeating the list) and + (concatenating two lists) to shorten the outputs for easier interpretation.

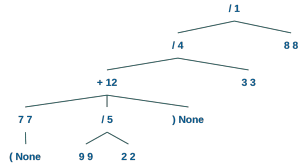
program induction, we adopts the default setting in DreamCoder Ellis et al. (2021). For learning NSR, both the ResNet-18 and the dependency parser are trained by the Adam optimizer (Kingma & Ba, 2015) with a learning rate of 10^{-4} . NSR are trained for 100 epochs for all datasets.

Qualitative Examples Fig. A4 and Fig. A5 show several examples of the NSR predictions on SCAN and HINT.

Test subset I

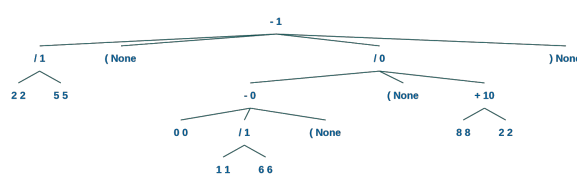
GT: $(7+9/2)/3/8 = 1$ PD: $(7+9/2)/3/8 = 1$

$(7+9 \div 2) \div 3 \div 8$



GT: $2/5-(0-1/6)/(8+2) = 1$ PD: $2/5-(0-1/6)/(8+2) = 1$

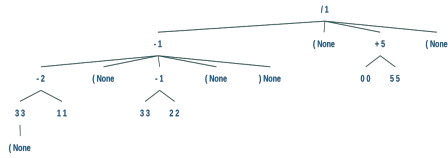
$2 \div 5 - (0 - 1 \div 6) / (8 + 2)$



Test subset SS

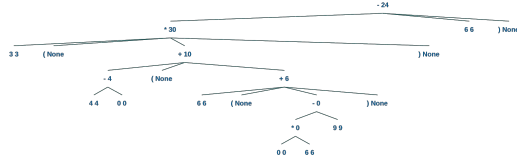
GT: $(3-1-(3-2))/(0+5) = 1$ PD: $(3-1-(3-2))/(0+5) = 1$

$(3-1-(3-2)) \div (0+5)$



GT: $3*(4-0+(6+(0*6-9)))-6 = 12$ PD: $3*(4-0+(6+(0*6-9)))-6 = 24$

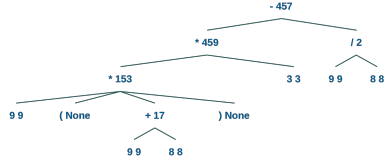
$3 \times (4 - 0 + (6 + (0 \times 6 - 9))) - 6$



Test subset SL

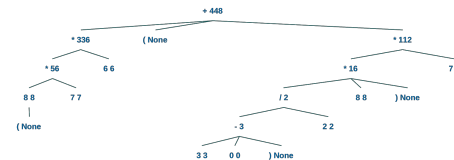
GT: $9*(9+8)*3-9/8 = 457$ PD: $9*(9+8)*3-9/8 = 457$

$9 \times (9 + 8) \times 3 - 9 \div 8$



GT: $(8*7*6+(3-0)/2*8)*7 = 2464$ PD: $(8*7*6+(3-0)/2*8)*7 = 448$

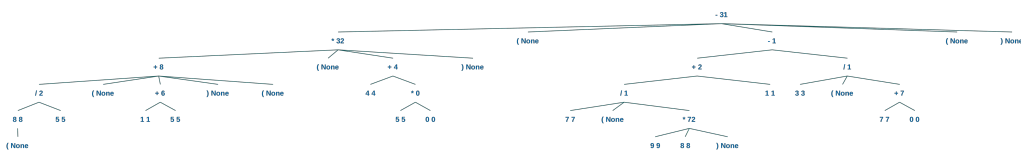
$(8 \times 7 \times 6 + (3 - 0) \div 2 \times 8) \times 7$



Test subset LS

GT: $(8/5+(1+5))*(4+5*0)-(7/(9*8))+1-3/(7+0) = 31$ PD: $(8/5+(1+5))*(4+5*0)-(7/(9*8))+1-3/(7+0) = 31$

$(8 \div 5 + (1 + 5)) \times (4 + 5 \times 0) - (7 \div (9 \times 8)) + 1 - 3 \div (7 + 0)$



Test subset LL

GT: $(8*7-5/5)*(3-(2-1)+1)/(9*1*(8+1)+(9+3)-0) = 2$ PD: $(8*7-5/5)*(3-(2-1)+1)/(9*1*(8+1)+(9+3)-0) = 24$

$(8 \times 7 - 5 \div 5) \times (3 - (2 - 1) + 1) / (9 \times 1 \times (8 + 1) + (9 + 3) - 0)$

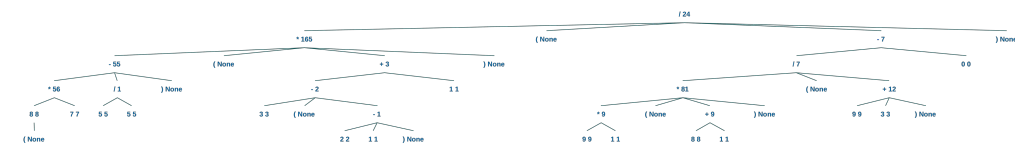


Figure A5: Examples of NSR predictions on the test set of HINT. “GT” and “PD” denote “ground-truth” and “prediction,” respectively. Each node in the tree is a tuple of (symbol, value).