

COMBINATORIAL AND ALGEBRAIC PERSPECTIVES ON THE MARGINAL INDEPENDENCE STRUCTURE OF BAYESIAN NETWORKS

DANAI DELIGEORGAKI, ALEX MARKHAM, PRATIK MISRA, AND LIAM SOLUS

ABSTRACT. We consider the problem of estimating the marginal independence structure of a Bayesian network from observational data in the form of an undirected graph called the unconditional dependence graph. We show that unconditional dependence graphs of Bayesian networks correspond to the graphs having equal dependence and intersection numbers. Using this observation, a Gröbner basis for a toric ideal associated to unconditional dependence graphs of Bayesian networks is given and then extended by additional binomial relations to connect the space of all such graphs. An MCMC method, called **GrUES** (Gröbner-based Unconditional Equivalence Search), is implemented based on the resulting moves and applied to synthetic Gaussian data. **GrUES** recovers the true marginal independence structure via a penalized maximum likelihood or MAP estimate at a higher rate than simple independence tests while also yielding an estimate of the posterior, for which the 20% HPD credible sets include the true structure at a high rate for data-generating graphs with density at least 0.5.

1. INTRODUCTION

Directed acyclic graphs (DAGs) are now commonly used in data science and artificial intelligence to represent conditional independence, and even causal, relations underlying complex systems of jointly distributed random variables. For a given DAG $\mathcal{D} = (V, E)$ with node set $V = \{v_1, \dots, v_n\}$ and edge set E , the *DAG model* $\mathcal{M}(\mathcal{D})$ is the set of probability density functions $f(x_{v_1}, \dots, x_{v_n})$ satisfying

$$(1) \quad X_{v_i} \perp\!\!\!\perp X_{V \setminus \text{nondes}_{\mathcal{D}}(v_i)} | X_{\text{pa}_{\mathcal{D}}(v_i)} \quad \text{for all } i \in \{1, \dots, n\},$$

where $\text{pa}_{\mathcal{D}}(v_i)$ is the set of all nodes v_j for which there is an edge $v_j \rightarrow v_i \in E$ and $\text{nondes}_{\mathcal{D}}(v_i)$ consists of all nodes v_j for which there is no directed path from v_i to v_j in \mathcal{D} . A density (or its associated distribution) is said to be *Markov* to \mathcal{D} if it lies in $\mathcal{M}(\mathcal{D})$. From a causal perspective, identifying a DAG to which a data-generating distribution is Markov provides rudimentary causal information about the distribution of study since the relations in (1) can be interpreted as stating: X_{v_i} is independent of all variables not affected by X_{v_i} , given its direct causes.

DEPARTMENT OF MATHEMATICS, KTH ROYAL INSTITUTE OF TECHNOLOGY, SWEDEN

E-mail addresses: {danaide, markham, pratikm, solus}@kth.se.

2020 *Mathematics Subject Classification.* Primary 62R01; Secondary 62H22, 60J22, 13F65, 62D20, 05C75.

Key words and phrases. marginal independence, unconditional equivalence, Bayesian networks, causality, toric ideals, Gröbner bases, Markov chain Monte Carlo, intersection number, independence number, minimal covers.

DAG models are a cornerstone of the field of *causal inference*, in which one aims to learn the cause-effect relations in a given complex system [Pearl, 2009]. The first step in such a causal analysis is the process of *causal discovery* in which one aims to estimate a DAG to which the data-generating distribution is Markov. Based on observational data alone, and without additional parametric assumptions on the data-generating distribution, one can only learn an equivalence class of DAGs that contains the data-generating causal structure, known as a *Markov equivalence class* [Pearl, 2009]. This general lack of identifiability is due to the fact that a DAG model can equivalently be defined by the set of conditional independence relations encoded by its so-called *d-separation statements* [Lauritzen, 1996]. Hence, DAGs that admit the same set of d-separation statements represent the same set of distributions and thereby form a Markov equivalence class, limiting identifiability.

In applications, such as in the medical and biological sciences [Perteau et al., 2018, Sachs et al., 2005], once a Markov equivalence class is estimated, additional data is collected via *interventional experiments* (such as randomized controlled trials), which can then be used to distinguish the true causal system from within its Markov equivalence class. Such experiments typically target a subset of variables in the system, and the choice of these targets affects which elements in the class can be rejected as candidates for the true causal system [Eberhardt and Scheines, 2007, Hauser and Bühlmann, 2012, Murphy, 2001, Tong and Koller, 2001, Wang et al., 2017, Yang et al., 2018].

Since such experiments are costly, it is desirable to have effective methods for identifying good candidates for targeting. This problem is often addressed either via budget-constraints where only a function of the causal graph is learned [Agrawal et al., 2019, Cho et al., 2016, Ness et al., 2017, Murphy, 2001, Tong and Koller, 2001] and/or by active learning methods that identify optimal intervention targets given the graph estimate from previous experiments [Hauser and Bühlmann, 2014, He and Geng, 2008]. Such methods may be less desirable when a single interventional experiment takes an excess of time to perform, for example, in large-scale knock-out experiments in gene regulatory networks [Mehrjou et al., 2021].

An alternative approach is to identify a single set of targets for individual intervention by estimating a set of possible source nodes in the true underlying causal system. Since $X_v \perp\!\!\!\perp X_w$ in a distribution Markov to a DAG \mathcal{D} for any two source nodes v, w of \mathcal{D} , it is reasonable to identify the collection of all *marginally independent* nodes in the system, i.e., all pairs v, w for which $X_v \perp\!\!\!\perp X_w$. In a DAG model, the set of all nodes involved in marginal independence relations form a disjoint collection of sets A_1, \dots, A_k , each containing a unique source node. Hence, identifying the marginal independence structure of a DAG model will yield a reasonable set of targets for interventional experiments.

A second motivation stems from the observation that models based on low-order conditional independence relations can still provide useful estimates of causal effects [Wienöbst and Liskiewicz, 2020, Wille and Bühlmann, 2006] and even isolate distinct, relevant biological processes [Magwene and Kim, 2004, Wille et al., 2004]. From this perspective, learning models that approximate the data-generating DAG structure with marginal independence relations can provide models that capture relevant causal information. This can be useful when studying systems with many variables where DAG estimates may be less feasible to obtain.

In this paper, we develop the combinatorial and algebraic theory for modeling and estimating the marginal independence structure of a DAG model. There are several contributions, which we break down in the following:

The combinatorics of unconditional equivalence. In Section 2, we provide a framework for representing the marginal independence structure of a DAG using an undirected graph called the *unconditional dependence graph*. This representation was previously studied in [Textor et al., 2015, Markham et al., 2022b, Wienöbst and Liskiewicz, 2020], in which characterizations of DAGs admitting the same marginal independence structure were derived. In Theorem 2.2.3, we expand this theory by providing four characterizations of the unconditional dependence graph of a DAG. In analogy to Markov equivalence, we call the set of all DAGs that have the same unconditional dependence graph an *unconditional equivalence class* (UEC). The unconditional dependence graph of a given UEC is then a graphical representation of this class, which we call a *UEC-representative*.

Not all undirected graphs are UEC-representatives, but those that are possess several useful combinatorial properties. In Theorem 2.3.4 we show that UEC-representatives are exactly the undirected graphs whose independence number and intersection number are equal. We further observe that UEC-representatives possess a unique minimum edge clique cover that can be identified from any maximum independent set of nodes in the graph. As a corollary, we show the generally NP-Hard problems of computing the independence and intersection numbers (as well as the associated maximum independent sets and minimum edge clique covers) are solvable in polynomial time for UEC-representatives.

This section is self contained and readable by anyone interested in the combinatorics of graphs representing the marginal independence structure of DAG models or graphs for which the aforementioned NP-hard problems are polynomial-time solvable. It includes all definitions relevant to understanding the derived results.

The algebra of unconditional equivalence. In Section 3.2 we use our characterization of UEC-representatives to define a toric ideal whose associated fibers contain all UEC-representatives with a specified set of “source nodes” and specified pairwise intersections and unions of their neighbors. A quadratic and square-free reduced Gröbner basis for this toric ideal is identified (Theorem 3.2.9). This toric ideal and its Gröbner basis appear to be previously unstudied and represent a new contribution to the field of algebraic statistics by way of marginal independence models. We leave the study of the algebraic properties of this ideal as future work, and instead focus on its applications. Namely, by the Fundamental Theorem of Markov Bases [Diaconis and Sturmfels, 1998, Petrovic, 2017], the identified Gröbner basis gives a set of moves for exploring the space of UEC-representatives within each fiber. In Section 4, we extend these moves via additional binomial operations on the toric ideal to a set of moves that completely connects the space of all UEC-representatives on n nodes (Theorem 3.2.3). To the best of our knowledge, this application of Markov bases for toric ideals is a new idea in algebraic statistics: namely, we use standard methods for proving that models within fibers are connected and then identify additional algebraic moves to connect the entire space of models. The resulting connectivity theorem yields a method for exploring the space of all UEC-representatives in the language of binomials, which is applied in Section 6.1 to estimate the marginal

independence structure of a data-generating DAG model. We expect that this algebraic approach to model selection can be applied in other contexts as well.

This section requires familiarity with the theory of Gröbner bases and toric ideals. It makes use of the results derived in Section 2, which can be taken for granted.

Combinatorics for complexity reduction of the algebraic search. Using the algebraic methods developed in Sections 3 and 4, we obtain a search algorithm over the space of UEC-representatives on n nodes in the language of polynomials. However, the polynomials used in this search are computationally inefficient to implement directly. To reduce the complexity of this search, in Section 5.1, we introduce the *DAG-reduction* of a UEC-representative and show that an equivalent set of moves on DAG reductions connects the space of all UEC-representatives in the same way as the binomial moves. This reduction in complexity makes feasible an implementation of the identified search method. To obtain these results, new theory within the field of graphical models is derived in relation to UECs. It is shown that, similar to *ancestral graphs* [Richardson and Spirtes, 2002], there exists DAGs in a given UEC that are *maximal* in the UEC with respect to edge inclusion. We observe that these maximal DAGs form a Markov equivalence class contained within the UEC. It follows that every UEC can be identified with a unique Markov equivalence class of DAGs. The *completed partially directed acyclic graph* (CPDAG) of this Markov equivalence class is characterized, and then used to produce the DAG-reduction representation of the UEC, which is more computationally efficient than the UEC-representative in terms of both time and space complexity.

The results in this section are accessible to readers with knowledge of graphical models. Understanding the proofs in this section additionally requires taking the results in the preceding sections for granted.

An MCMC algorithm for estimating the marginal independence structure of a DAG model. In Section 6, we provide a Markov Chain Monte Carlo method, called *GrUES* (*Gröbner-Based Unconditional Equivalence Search*), for searching the space of UEC-representatives of DAGs. *GrUES* makes use of the theory developed in all preceding sections to efficiently implement the search. The models returned by *GrUES* are the UEC-representatives studied in Section 2, the moves used to search are the polynomial moves developed by algebraic means in Sections 3 and 4 and the implementation of these moves is done efficiently using the theory of DAG-reductions developed in Section 5. *GrUES* can completely explore the space of UEC-representatives, thereby making possible the identification of an optimal representative for a given data-generating distribution. *GrUES* additionally yields an estimate of the posterior distribution of the UEC-representatives. This allows the user to quantify the uncertainty in the estimated marginal independence model.

In subsection 6.2, we apply *GrUES* to synthetic data generated from random linear Gaussian DAG models to evaluate its performance empirically. The benchmark approach against which *GrUES* is evaluated is the method of pairwise marginal independence tests to learn an unconditional dependence graph. *GrUES* allows for the estimation of an optimal UEC-representative in several ways; It returns a maximum a posteriori (MAP) estimate for a user-specified prior, as well as penalized maximum likelihood estimates for standard penalizations, including the ℓ_0 -norm (corresponding to BIC) and the nuclear-norm. The performance of *GrUES* with these various estimators is compared against the benchmark method for varying

numbers of nodes, graph sparsity and choices of prior, including a noninformative prior as well as a prior that allows the user to incorporate beliefs about the number of source nodes in the data-generating causal system.

We observe that for relatively sparse or relatively dense models, **GrUES** successfully identifies the marginal independence structure of the data-generating model as either a penalized maximum-likelihood estimate and/or the MAP estimate at a rate higher than that achieved via simple independence tests. We further observe that, for data-generating models with edge density at least 0.5, the true marginal independence structure is captured in the 20% Highest Posterior Density (HPD) credible set at a high rate. Over all possible sparsity levels of the data-generating models, this credible set contains on average less than 10% of all UEC-representatives, making it a relatively fine set estimate of the true marginal independence structure. These results suggest that **GrUES** provides an effective method for the estimation of the marginal independence structure of a DAG model, while allowing for the flexibility of incorporating prior knowledge about the causal system.

This section can be read relatively independently of the preceding sections, requiring only an understanding of the definitions related to UEC-representatives given in Section 2, the ability to parse the pseudocode in the algorithms in Section 5 and a knowledge of basic statistics.

2. UNCONDITIONAL DEPENDENCE

In this section we describe graphical representations for the marginal independence structure of a data-generating distribution Markov to a DAG \mathcal{D} . Our representative of choice will be an undirected graph called the unconditional dependence graph of the DAG. In subsection 2.2, we present four characterizations of the unconditional dependence graph of a given DAG. More generally, we will see that every undirected graph can be interpreted as the unconditional dependence graph of some marginal independence model, but only a select few represent those models that come from DAG models. In subsection 2.3, we present two characterizations of the undirected graphs that are unconditional dependence graphs of DAGs. Each of these characterizations will play a fundamental role in the coming sections, in which we develop an MCMC-based search algorithm for estimating the marginal independence structure of a DAG model via algebraic methods. We first begin with some necessary preliminaries.

2.1. Preliminaries. Given a positive integer n , we let $[n] := \{1, \dots, n\}$. Let $\mathcal{D} = (V^{\mathcal{D}}, E^{\mathcal{D}})$ be a directed acyclic graph (DAG) with node set $V^{\mathcal{D}}$ and edge set $E^{\mathcal{D}}$. When it is clear from context, we write V and E for the nodes and edges of \mathcal{D} , respectively. If $|V| = n$ then the $n \times n$ matrix $A_{\mathcal{D}} = [a_{v,w}]$ in which

$$a_{v,w} = \begin{cases} 1 & \text{if } v \rightarrow w \in E, \\ 0 & \text{otherwise} \end{cases}$$

is called the *adjacency matrix* of \mathcal{D} . When working with an adjacency matrix, we typically identify V with $[n]$ and order the rows (columns) in increasing order from left-to-right (top-to-bottom). The *skeleton* of a DAG \mathcal{D} is the undirected graph produced by forgetting all edge directions in \mathcal{D} . For an undirected graph $\mathcal{U} = (V, E)$ on n nodes, the adjacency matrix of \mathcal{U} is $A_{\mathcal{U}} = [a_{v,w}]$ where $a_{v,w} = a_{w,v} = 1$ if $v - w \in E$ and $a_{v,w} = 0$ otherwise. Two vertices $v, w \in V$ are called *adjacent* if

there is an edge between them, i.e., either $v \rightarrow w$, $w \rightarrow v$ or $v - w$. Given an undirected graph \mathcal{U} and a vertex $v \in V^{\mathcal{U}}$ we let $ne_{\mathcal{U}}(v)$ denote the *open neighborhood* of v , i.e., the set of nodes adjacent to v , and $ne_{\mathcal{U}}[v] := ne(v) \cup \{v\}$ be the *closed neighborhood* of v . We simply write $ne(v)$ and $ne[v]$ when the graph \mathcal{U} is understood from context. If $v \rightarrow w \in E$ then v is called a *parent* of w and w is called a *child* of v . A *walk* is a sequence of nodes (v_1, \dots, v_m) such that v_i and v_{i+1} are adjacent for all $i \in [m-1]$. A walk in which all nodes are distinct is called a *path*. A walk (v_1, \dots, v_m) in \mathcal{D} is called *directed* (from v_1 to v_m) if $v_i \rightarrow v_{i+1} \in E$ for all $i \in [m-1]$. Note that a directed walk in \mathcal{D} is necessarily a directed path. If there is a directed path from v to w in \mathcal{D} we say that v is an *ancestor* of w and w is a *descendant* of v . Given a subset A of V we define the *parents*, *children*, *ancestors*, and *descendants* of A to be the union over all parents, children, ancestors and descendants of all nodes in A , respectively. We let $pa_{\mathcal{D}}(A)$, $ch_{\mathcal{D}}(A)$, $de_{\mathcal{D}}(A)$, and $an_{\mathcal{D}}(A)$ denote the set of parents, children, descendants and ancestors of A in \mathcal{D} , respectively. Note that $v \in de_{\mathcal{D}}(v)$ and $v \in an_{\mathcal{D}}(v)$. When the DAG \mathcal{D} is understood from context, we simply write $pa(A)$, $ch(A)$, $de(A)$, $an(A)$ for these sets. A *collider* is a pair of edges of the form $t \rightarrow u, w \rightarrow u$ (also written $t \rightarrow u \leftarrow w$). If t and w are nonadjacent, then $t \rightarrow u \leftarrow w$ is further called a *v-structure*. If a path contains the edges $t \rightarrow u$ and $w \rightarrow u$, then the vertex u is called a *collider* on the path. A path is called *blocked* if it contains a collider. A colliderless path that does not repeat any vertex is called a (*simple*) *trek*. (Note that trek has a more general definition where the edges and vertices can be repeated, but in this paper we only work with simple treks.) We will refer to this more general trek as a colliderless walk. Two subsets A and B of V are said to be *d-connected* given \emptyset if and only if there is a trek between some $v \in A$ and $w \in B$. We use the notation $A \not\perp_{\mathcal{D}} B$ to denote that A and B are *d-connected* given \emptyset in \mathcal{D} . Similarly, we say that A and B are *d-separated* given \emptyset , denoted $A \perp_{\mathcal{D}} B$, if they are not *d-connected* given \emptyset .

Here, we only defined d-connected and d-separated given the empty set, as this will be sufficient for the discussions in this paper. However, a more general definition in which A and B are d-connected (d-separated) given a possibly nonempty set C is used to describe the conditional independence structure of distributions associated to a DAG \mathcal{D} . Given a DAG $\mathcal{D} = (V, E)$ the *DAG model* $\mathcal{M}(\mathcal{D})$ is the collection of all distributions that are Markov to \mathcal{D} (according to equation (1)). The following result plays a fundamental role in the study and application of DAG models.

Theorem 2.1.1 (Lauritzen [1996]). *The distribution of (X_1, \dots, X_n) belongs to $\mathcal{M}(\mathcal{D})$ if and only if $X_A \perp X_B | X_C$ whenever A and B are d-separated given C in \mathcal{D} .*

An important observation to be made from the above theorem is that two different DAGs \mathcal{D} and \mathcal{D}' can satisfy $\mathcal{M}(\mathcal{D}) = \mathcal{M}(\mathcal{D}')$ since it is possible that \mathcal{D} and \mathcal{D}' have the same set of d-separation statements. Two such DAGs are called *Markov equivalent* and are said to belong to the same *Markov equivalence class (MEC)*.

2.2. The unconditional dependence graph of a DAG. When considering jointly distributed random variables $X = (X_1, \dots, X_n)$, the term *unconditional independence* or *marginal independence* refers to conditional independence statements of the form $X_A \perp X_B | X_C$ where $C = \emptyset$, i.e., the *independence* relations $X_A \perp X_B$ that hold in the joint distribution. If X is Markov to a DAG \mathcal{D} in which i and j are distinct source nodes of \mathcal{D} then $X_i \perp X_j$. Hence, learning the marginal

independence structure of a model allows us to identify disjoint sets of nodes that contain candidate source nodes for the DAG model. The identification of source nodes in a DAG is especially relevant from the perspective of *causal discovery* based on randomized controlled trials or *interventional experiments*, because targeted interventions at the source nodes of a DAG can allow us to estimate the underlying causal structure of a complex system in a cost-effective manner. Therefore, it is of practical relevance to investigate methods that can identify candidate source nodes, such as those captured by marginal independence, for targeting in interventional experiments. This motivates the following definition, which gives an undirected graph representing the marginal independence structure in a DAG model.

Definition 2.2.1. The *unconditional dependence graph* of a DAG $\mathcal{D} = (V, E)$ is the undirected graph $\mathcal{U}^{\mathcal{D}} = (V, \{\{v, w\} : v \not\perp_{\mathcal{D}} w; v, w \in V\})$.

When the DAG \mathcal{D} is clear from context, we write \mathcal{U} for $\mathcal{U}^{\mathcal{D}}$. Similar to the case of Markov equivalence of DAGs, it is possible that two distinct DAGs \mathcal{D} and \mathcal{D}' encode the same set of unconditional d-separation statements $v \perp w$. Two DAGs $\mathcal{D} = (V, E^{\mathcal{D}})$ and $\mathcal{D}' = (V, E^{\mathcal{D}'})$ are said to be *unconditionally equivalent* if whenever two nodes $i, j \in V$ are d -separated given \emptyset in \mathcal{D} , the nodes i and j are d -separated given \emptyset in \mathcal{D}' , i.e., $\mathcal{U}^{\mathcal{D}} = \mathcal{U}^{\mathcal{D}'}$. Markham et al. [2022a, Lemma 5] show that unconditional equivalence is indeed an equivalence relation over the family of so-called *ancestral graphs* (see [Richardson and Spirtes, 2002] for a definition) and consequently is also an equivalence relation over DAGs. The collection of all DAGs that are unconditionally equivalent to \mathcal{D} is called its *unconditional equivalence class (UEC)*. We represent each unconditional equivalence class of DAGs by their unconditional dependence graph as

$$\{\mathcal{U}\} := \{\mathcal{D} : \mathcal{U}^{\mathcal{D}} = \mathcal{U}\}.$$

This is a collection of DAGs that is possibly different from the MEC of \mathcal{D} . Since UECs are defined in terms of a (possibly strict) subset of the d -separations in a DAG, the partition of DAGs on n nodes into MECs is a refinement of the partition of DAGs into UECs; i.e., each UEC can be written as a union of certain MECs. Hence, when estimating the marginal independence structure of a DAG model, we estimate its unconditional dependence graph \mathcal{U} and therefore learn a representative of all MECs of DAG models that encode the same set of unconditional independence relations.

In this subsection, we will derive four characterizations of the unconditional dependence graph $\mathcal{U}^{\mathcal{D}}$ of a DAG \mathcal{D} that will be of use in later sections where we develop methodology for estimating the marginal independence structure of \mathcal{D} from data. These characterizations are presented in Theorem 2.2.3, whose statement requires the following definitions:

We say that an ordered pair (v, w) (or an edge $v \rightarrow w$) is *implied by transitivity* in \mathcal{D} if $v \in \text{an}_{\mathcal{D}}(w) \setminus (\{w\} \cup \text{pa}_{\mathcal{D}}(w))$. The set of *maximal ancestors* of A in \mathcal{D} , denoted $\text{ma}_{\mathcal{D}}(A)$, is the set of all $v \in \text{an}_{\mathcal{D}}(A)$ for which $\text{an}_{\mathcal{D}}(v) = \{v\}$. A node $v \in V$ is called a *source* node of \mathcal{D} if $\text{pa}_{\mathcal{D}}(v) = \emptyset$. It follows that $\text{ma}_{\mathcal{D}}(V)$ is the collection of all source nodes in \mathcal{D} . We say an ordered pair (v, w) (or an edge $v \rightarrow w$) is *partially weakly covered* if $\text{ma}_{\mathcal{D}}(v) \subseteq \text{ma}_{\mathcal{D}}(w)$, $v \notin \text{an}_{\mathcal{D}}(w)$, $w \notin \text{an}_{\mathcal{D}}(v)$ and $\text{pa}_{\mathcal{D}}(v) \neq \emptyset$. When the DAG \mathcal{D} is understood from context, we simply write $\text{ma}(A)$ for $\text{ma}_{\mathcal{D}}(A)$. The following gives an example of the various definitions presented thus far.

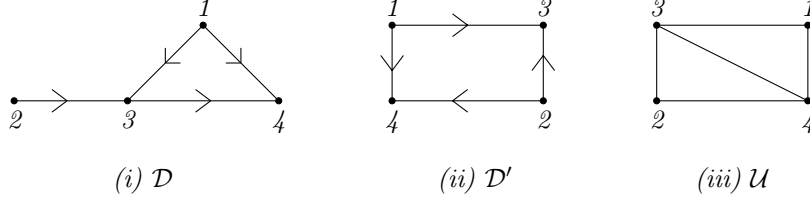


FIGURE 1. DAGs \mathcal{D} and \mathcal{D}' that have the same unconditional dependence graph \mathcal{U} .

Example 2.2.2. Let \mathcal{D} and \mathcal{D}' be two DAGs as shown in Figure 1. In \mathcal{D} , $\text{pa}_{\mathcal{D}}(4) = \{1, 3\}$ and $\text{an}_{\mathcal{D}}(4) = \{1, 2, 3, 4\}$. Thus, the ordered pair $(2, 4)$ is implied by transitivity. The vertices 1 and 2 are source nodes in both \mathcal{D} and \mathcal{D}' because their respective parent sets in these graphs are both empty. Observe that, in both graphs, 1 and 2 are the only pair of vertices that are d -separated given \emptyset , as there is no trek connecting 1 and 2 but every other pair of nodes is connected by a trek. This gives us that \mathcal{D} and \mathcal{D}' have the same unconditional dependence graph \mathcal{U} and hence, they belong to the same UEC. The graph \mathcal{U} is the undirected graph on node set $[4]$ in which the only missing edge is $1 - 2$. The absence of this single edge indicates that 1 and 2 must be the source nodes in any DAG in the UEC and hence are ideal candidates for targeting under interventional experiments.

We now define some operations on a DAG \mathcal{D} which are necessary for the statement of Theorem 2.2.3. The operator $t(\mathcal{D})$ denotes the *transitive closure* of \mathcal{D} , i.e., the DAG obtained after iteratively adding all edges $v \rightarrow w$ for any pair of nonadjacent nodes $v, w \in V$ for which $E^{\mathcal{D}}$ contains the edges $v \rightarrow v'$ and $v' \rightarrow w$. The operator $r(\mathcal{D})$ reverses all edges in \mathcal{D} ; i.e., it replaces the edge $v \rightarrow w$ with edge $v \leftarrow w$ for all $v \rightarrow w \in E^{\mathcal{D}}$. The operator $m(\mathcal{D})$ denotes the undirected graph formed by adding an edge between each pair of nonadjacent nodes in V that have a common child, and then making all edges in E undirected. This operation is also referred to as *moralization* in the graphical models literature. The operator $a(M)$ turns a given symmetric matrix M into a 0, 1-matrix via the component-wise mapping

$$a(M)_{v,w} := \begin{cases} 1, & \text{if } v \neq w \text{ and } M_{v,w} \neq 0 \\ 0, & \text{otherwise,} \end{cases}.$$

Finally, we let M^{\top} denote the transpose of the matrix M .

With the above notation and operators in hand, we are now ready to state our characterizations of the unconditional dependence graph of a DAG \mathcal{D} , extending a result in [Markham et al., 2022b].

Theorem 2.2.3. Let $\mathcal{D} = (V, E)$ be a DAG with $n = |V|$ nodes. The unconditional dependence graph \mathcal{U} of \mathcal{D} is equal to each of the following:

- (1) $\mathcal{U}_1 = (V, \{\{v, w\} : \text{an}_{\mathcal{D}}(v) \cap \text{an}_{\mathcal{D}}(w) \neq \emptyset\})$; that is, two distinct nodes share an edge in \mathcal{U} if and only if they have a common ancestor in \mathcal{D} ,
- (2) $\mathcal{U}_2 = \left(V, \bigcup_{m \in \text{ma}_{\mathcal{D}}(V)} \{\{v, w\} \in \text{de}_{\mathcal{D}}(m) \times \text{de}_{\mathcal{D}}(m) : v \neq w\} \right)$,
- (3) $\mathcal{U}_3 = m(t(r(\mathcal{D})))$, and
- (4) \mathcal{U}_4 described by the adjacency matrix $A_{\mathcal{U}_4} = a(T^{\top}T)$, where $T = \sum_{p=0}^{n-1} A_{\mathcal{D}}^p$.

Proof. The equality between \mathcal{U} , \mathcal{U}_1 and \mathcal{U}_2 is shown by Markham et al. [2022b, Theorem 1]. We will show that $\mathcal{U}_1 = \mathcal{U}_3$ and $\mathcal{U}_1 = \mathcal{U}_4$.

For \mathcal{U}_3 , observe that r swaps all child/parent relations in \mathcal{D} (i.e., reverses the direction of the edges), t makes all ancestors into parents (i.e., for every node, t adds an edge between that node and each of its descendants), and m adds an undirected edge between two parents if they share a child and undirects all directed edges. Notice that if nodes u, v have a common ancestor in \mathcal{D} then r makes them have a common descendant. Applying t then makes them have a common child, and finally applying m makes them adjacent in \mathcal{U}_3 . Hence, if two nodes in \mathcal{D} have a common ancestor they are adjacent in \mathcal{U}_3 . Conversely, if two nodes are adjacent in \mathcal{U}_3 then they were either (1) adjacent in \mathcal{D} , (2) not adjacent in \mathcal{D} but adjacent in $t(r(\mathcal{D}))$, or (3) not adjacent in $t(r(\mathcal{D}))$ but adjacent in $m(t(r(\mathcal{D})))$. In cases (1) and (2), the two nodes have a common ancestor in \mathcal{D} as they must have been connected by a directed path in \mathcal{D} . In case (3), the two nodes have a common ancestor in \mathcal{D} corresponding to one of their children in $t(r(\mathcal{D}))$.

Hence, distinct nodes are adjacent in \mathcal{U}_3 if and only if they have a common ancestor in \mathcal{D} . So $\mathcal{U}_3 = \mathcal{U}_1$.

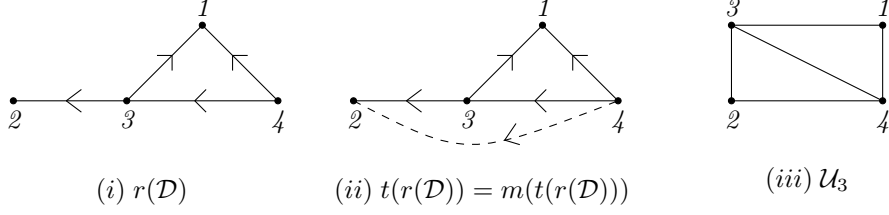
For \mathcal{U}_4 , recall that the (v, w) entry of $A_{\mathcal{D}}^p$ is the number of directed paths of length p from a vertex v to a vertex w in \mathcal{D} (see, for example, [Diestel, 2005]). Now let $U := T^\top T = [u_{v,w}]_{v,w=1}^n$ and $T = [t_{v,w}]_{v,w=1}^n$ where we identify V with $[n]$. The sum over $p \in \{0, \dots, n-1\}$ in the computation of T , results in the entry $t_{v,w}$ being nonzero if and only if $v \in \text{an}_{\mathcal{D}}(w)$. Considering the matrix product entries $u_{v,w} = T_{v,\cdot}^\top T_{\cdot,w}$, notice that $u_{v,w}$ is nonzero if and only if there exists some c such that both $t_{c,v}$ and $t_{c,w}$ are nonzero, i.e., such that $c \in \text{an}_{\mathcal{D}}(v) \cap \text{an}_{\mathcal{D}}(w)$. Thus, for distinct vertices v, w , we have $a(T^\top T)_{v,w} = 1$ if and only if v and w are adjacent in \mathcal{U}_1 . Moreover, by definition $a(T^\top T)_{v,v} = 0$, which completes the proof. \square

Note that the definition of \mathcal{U}_1 presented in Theorem 2.2.3 could equivalently be phrased in terms of treks. Namely, the edge set of \mathcal{U}_1 contains the edge $v - w$ if and only if there is a trek between v and w in \mathcal{D} .

Example 2.2.4. Consider the DAG \mathcal{D} and its unconditional dependence graph \mathcal{U} , as seen in Example 2.2.2, (i) and (iii). We will now demonstrate the equality between \mathcal{U} and the graphs $\mathcal{U}_1, \mathcal{U}_2, \mathcal{U}_3$, and \mathcal{U}_4 arising for \mathcal{D} in Theorem 2.2.3.

Observe that all pairs of vertices in \mathcal{D} except $(1, 2)$ share a common ancestor (i.e., are connected by a trek), which implies that \mathcal{U}_1 is exactly equal to \mathcal{U} . For \mathcal{U}_2 , observe that the maximal ancestors of \mathcal{D} are 1 and 2. The descendants of 1 and 2 in \mathcal{D} are $\{1, 3, 4\}$ and $\{2, 3, 4\}$ respectively. Taking the union of the cross products $\text{de}_{\mathcal{D}}(1) \times \text{de}_{\mathcal{D}}(1)$ and $\text{de}_{\mathcal{D}}(2) \times \text{de}_{\mathcal{D}}(2)$ gives us the edge set $\{(1, 3), (1, 4), (3, 4), (2, 3), (2, 4)\}$, which is precisely the edge set of \mathcal{U} . The construction of \mathcal{U}_3 in Figure 2 shows that $\mathcal{U}_3 = \mathcal{U}$. Finally, for \mathcal{U}_4 , we first look at the adjacency matrix $A_{\mathcal{D}}$. We have

$$A_{\mathcal{D}}^0 = I_4, \quad A_{\mathcal{D}} = \begin{bmatrix} 0 & 0 & 1 & 1 \\ 0 & 0 & 1 & 0 \\ 0 & 0 & 0 & 1 \\ 0 & 0 & 0 & 0 \end{bmatrix}, \quad A_{\mathcal{D}}^2 = \begin{bmatrix} 0 & 0 & 0 & 1 \\ 0 & 0 & 0 & 1 \\ 0 & 0 & 0 & 0 \\ 0 & 0 & 0 & 0 \end{bmatrix} \quad \text{and} \quad A_{\mathcal{D}}^3 = [0].$$

FIGURE 2. Constructing \mathcal{U}_3 for the DAG \mathcal{D} in Figure 1.

This gives us

$$T = \begin{bmatrix} 1 & 0 & 1 & 2 \\ 0 & 1 & 1 & 1 \\ 0 & 0 & 1 & 1 \\ 0 & 0 & 0 & 1 \end{bmatrix} \quad \text{and} \quad T^\top T = \begin{bmatrix} 1 & 0 & 1 & 2 \\ 0 & 1 & 1 & 1 \\ 1 & 1 & 3 & 4 \\ 2 & 1 & 4 & 7 \end{bmatrix}.$$

Since the $(1, 2)$ entry of $T^\top T$ is zero and the rest of the entries above the main diagonal are nonzero, we have that $a(T^\top T)$ is exactly the adjacency matrix of \mathcal{U} . Hence, $\mathcal{U}, \mathcal{U}_1, \mathcal{U}_2, \mathcal{U}_3$, and \mathcal{U}_4 are indeed all equivalent.

As a first example of the potential applications of Theorem 2.2.3, notice that characterization (4) gives a computationally efficient method for identifying the unconditional dependence graph of a given DAG. Additionally, characterizations (1) and (2) play a fundamental role in the transformational characterization of unconditional equivalence of DAGs given in [Markham et al., 2022b, Theorem 9]. However, the main value of Theorem 2.2.3 will be its applications in the coming sections where we develop methods for estimating unconditional dependence graphs from data via algebraic techniques.

It is worth noting first that Theorem 2.2.3 also yields other interesting observations about special families of DAGs in relation to their marginal independence structure. The following observation can be made in regards to the matrix $U = T^\top T$ in the definition \mathcal{U}_4 in Theorem 2.2.3 when we restrict to only considering the DAGs $\mathcal{D} = ([n], E)$ in which $i < j$ whenever $i \rightarrow j \in E$. These are precisely the DAGs on n nodes whose adjacency matrix is upper triangular when the rows and columns are ordered as $1, \dots, n$ from left-to-right (top-to-bottom). For such DAGs, which are commonly considered when studying algebraic properties of DAG models [Misra and Sullivant, 2022], it can be shown that \mathcal{U} is uniquely determined by the DAG \mathcal{D} . Furthermore, the entries of \mathcal{U} capture structural information about \mathcal{D} . We record these properties of \mathcal{U} in the two lemmas below.

Lemma 2.2.5. *Let \mathbb{A} be the set of upper triangular adjacency matrices of DAGs and define $\mathbb{Y} := \{U_{\mathcal{D}} : A_{\mathcal{D}} \in \mathbb{A}\}$, where $U_{\mathcal{D}} = T^\top T$ and $T = \sum_{p=0}^{n-1} A_{\mathcal{D}}^p$. Then the map f where $f(A_{\mathcal{D}}) = U_{\mathcal{D}}$ is a bijection, and $a(U_{\mathcal{D}})$ is the adjacency matrix of $\mathcal{U}^{\mathcal{D}}$.*

Proof. The property $a(U_{\mathcal{D}}) = A_{\mathcal{U}^{\mathcal{D}}}$ was shown in Theorem 2.2.3 for any DAG \mathcal{D} in the UEC of $\mathcal{U}^{\mathcal{D}}$.

As seen in the proof of Theorem 2.2.3, the (i, j) entry of $A_{\mathcal{D}}^p$ is the number of directed paths of length p from v_i to v_j in \mathcal{D} . From this, we get that the entry $t_{i,j}$ of T counts the total number of directed paths from v_i to v_j in \mathcal{D} . Therefore, the entries

$t_{i,j} \in T$ and $a_{i,j} \in A_{\mathcal{D}}$ satisfy $t_{i,i+1} = a_{i,i+1}$ for every $i \in [n-1]$. Furthermore, the following recurrence relation holds:

$$t_{i,j} = a_{i,j} + \sum_{i < m < j} t_{i,m} a_{m,j};$$

i.e., the directed paths from v_i to v_j either have length 1 (or 0, if $i = j$) or length $l > 1$; and a directed path of length l can be seen as a directed edge from $v_m \in \text{pa}(v_j)$ to v_j , together with a directed path of length $l-1$ from v_i to v_m . Therefore, $t_{i,j}$ only depends on the entries $t_{i,m}$ of T for which $m-i < j-i$, and the entries of $A_{\mathcal{D}}$. Since the values of $t_{i,i+1}$ are given by $A_{\mathcal{D}}$, each entry $t_{i,j}$ for $j > i+1$ is also uniquely determined by the entries of $A_{\mathcal{D}}$. So far, we saw that different matrices T correspond to graphs with different upper triangular adjacency matrices.

Now, T is an upper triangular matrix with nonzero entries in the diagonal. It follows that T is invertible and $Tx \neq \mathbf{0}$ for any nonzero vector x in \mathbb{R}^n . Thus,

$$x^\top U_{\mathcal{D}} x = x^\top T^\top T x = \|Tx\|^2 > 0, \text{ for all } x \in \mathbb{R}^n \setminus \{\mathbf{0}\}.$$

This implies that $U_{\mathcal{D}}$ is positive definite as well. But every symmetric positive definite matrix A has a unique Cholesky decomposition $A = LL^\top$, where L is a lower triangular matrix. Therefore, the matrix $U_{\mathcal{D}}$ is unique for each DAG \mathcal{D} . \square

Lemma 2.2.6. *The entry $u_{i,j}$ of $U_{\mathcal{D}} = [u_{i,j}]_{i,j=1}^n$ counts the number of colliderless walks between v_i and v_j in the DAG \mathcal{D} .*

Proof. As discussed in the proof of Theorem 2.2.3, $t_{i,j}$ counts the number of directed paths from v_i to v_j in \mathcal{D} . Notice now that a trek in \mathcal{D} between v_i and v_j is a pair of directed paths from some node v_k , where one path is directed toward v_i and the other path is directed toward v_j . Since $u_{i,j} = \sum_{k=1}^n t_{k,i} t_{k,j}$ then $u_{i,j}$ counts the number of ordered pairs (s_1, s_2) where s_1 is a directed path from v_k to v_i and s_2 is a directed path from v_k to v_j in \mathcal{D} for $k \in [n]$. However, combining any two directed paths does not necessarily form a trek as there could be repetition of vertices and edges. Hence, $u_{i,j}$ gives us the number of colliderless walks between v_i and v_j . \square

2.3. Undirected graphs that are unconditional dependence graphs. So far, we have defined the unconditional dependence graph $\mathcal{U}^{\mathcal{D}}$ of a DAG \mathcal{D} which can be viewed as the representative of the UEC of DAGs $\{\mathcal{U}^{\mathcal{D}}\} = \{\mathcal{D}' : \mathcal{U}^{\mathcal{D}} = \mathcal{U}^{\mathcal{D}'}\}$. However, it is important to notice that not all undirected graphs serve as a representative of a UEC, i.e., the set $\{\mathcal{U}\}$ is empty for certain undirected graphs \mathcal{U} . On the other hand, every undirected graph represents some marginal independence model. Namely, given nodes $[n] = \{1, \dots, n\}$, we can specify a collection S of pairs of elements of $[n]$. The marginal independence model $\mathcal{M}(S)$ then consists of all joint distributions (X_1, \dots, X_n) satisfying $X_i \perp\!\!\!\perp X_j$ whenever $\{i, j\} \in S$. The graph $\mathcal{U} = ([n], [n] \times [n] \setminus S)$ is then the unconditional dependence graph representing the model $\mathcal{M}(S)$. Since S can be chosen arbitrarily, any undirected graph can be viewed as the unconditional dependence graph of some marginal independence model. Such general marginal independence models have also been the focus of study [Boege et al., 2022]. We, however, are only interested in those marginal independence models that come from DAG models, since we would like to use our models in the context of causal inference as outlined in the introduction. Hence, we are interested in the unconditional dependence graphs $\mathcal{U} = \mathcal{U}^{\mathcal{D}}$ for some DAG \mathcal{D} . Such graphs are characterized the property that they represent a nonempty UEC $\{\mathcal{U}\}$ of DAGs (as

$\mathcal{D} \in \{\mathcal{U}\}$). Hence, we call the undirected graphs that represent a nonempty UEC of DAG *UEC-representatives*.

Definition 2.3.1. An undirected graph \mathcal{U} for which $\mathcal{U} = \mathcal{U}^{\mathcal{D}}$ for some DAG \mathcal{D} is called a *UEC-representative*.

In this subsection, we prove that UEC-representatives are exactly those undirected graphs whose *intersection* and *independence* numbers are equal. Although computing the intersection and independence number is NP-hard in general, it can be done in polynomial time for UEC-representatives. We begin by defining the minimum edge clique cover, which is essential for computing the intersection number of a graph.

Definition 2.3.2. Let \mathcal{U} be an undirected graph.

- (1) A subset of vertices of \mathcal{U} is a *clique* if every pair of vertices in the subset is adjacent in \mathcal{U} .
- (2) An edge clique cover \mathcal{E} of \mathcal{U} , i.e., a collection of cliques where every edge of \mathcal{U} is contained in at least one clique in \mathcal{E} , is called a *minimal edge clique cover* of \mathcal{U} if no proper subset of \mathcal{E} satisfies this property [Roberts, 1985].
- (3) A *minimum edge clique cover* \mathcal{E} of \mathcal{U} is a minimal edge clique cover of minimum cardinality. The size of \mathcal{E} is called the *intersection number* of \mathcal{U} , denoted by $\delta(\mathcal{U})$.
- (4) A set $I \subseteq V^{\mathcal{U}}$ is said to be *independent* if all vertices in I are pairwise nonadjacent. The *independence number* of \mathcal{U} , denoted by $\alpha(\mathcal{U})$, is the maximum cardinality of an independent set of \mathcal{U} .

We illustrate these definitions with an example.

Example 2.3.3. The graph \mathcal{U}_1 in Figure 1 (iii) has independence number $\alpha(\mathcal{U}_1) = 2$ since $\{1, 2\}$ is an independent set, and any induced subgraph of \mathcal{U}_1 on 3 nodes contains an edge. Its intersection number is $\delta(\mathcal{U}_1) = 2$, corresponding to the edge clique cover $\{\{1, 3, 4\}, \{2, 3, 4\}\}$ which is both minimal and minimum over \mathcal{U}_1 . On the other hand, the graph \mathcal{U}_2 in Figure 3 (i) has $\alpha(\mathcal{U}_2) = 2$ but $\delta(\mathcal{U}_2) > 2$, since $\{\{1, 2, 3\}, \{3, 4\}, \{4, 5, 6\}\}$ is an edge clique cover for \mathcal{U}_2 ; in fact, this edge clique cover is minimum hence $\delta(\mathcal{U}_2) = 3$.

Note that minimum edge clique covers are not necessarily unique for undirected graphs. For example, the edge clique covers

$$\begin{aligned} & \{\{1, 2, 3\}, \{3, 4, 5\}, \{5, 6, 7\}, \{7, 8, 1\}, \{1, 3, 7\}\} \quad \text{and} \\ & \{\{1, 2, 3\}, \{3, 4, 5\}, \{5, 6, 7\}, \{7, 8, 1\}, \{5, 3, 7\}\} \end{aligned}$$

are both minimum over the graph \mathcal{U}_3 shown in Figure 3 (ii).

Note also that maximum independent sets of a graph are not necessarily unique. For instance, the sets $\{1, 4\}$ and $\{1, 5\}$ are both maximum independent sets of \mathcal{U}_2 .

Now, observe that in Example 2.3.3, the intersection and independence number of \mathcal{U}_1 are equal. Furthermore, we have seen in Examples 2.2.2 and 2.2.4 that the UEC of \mathcal{U}_1 is nonempty as it contains at least two DAGs. This is indeed an important connection, which we state in the next theorem.

Theorem 2.3.4. An undirected graph \mathcal{U} is a UEC-representative if and only if $\alpha(\mathcal{U}) = \delta(\mathcal{U})$.

Proof. In [Markham et al., 2022b, Lemma 2] it is shown that a minimal edge clique cover of \mathcal{U} is given by considering a DAG \mathcal{G} in the corresponding UEC, and taking

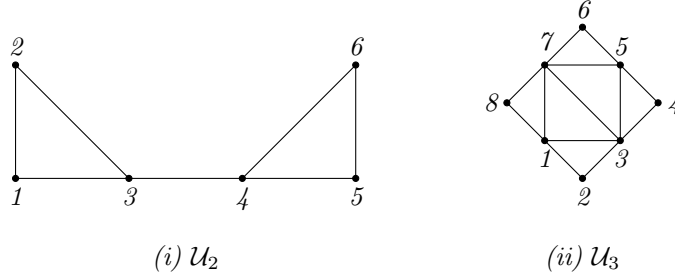


FIGURE 3. Examples of undirected graphs with intersection number that exceeds their independence number.

the cliques corresponding to each of the source nodes in \mathcal{G} together with their descendants. It is also observed in this same lemma that the source nodes in \mathcal{G} form a maximum independent set in \mathcal{U} . (Note that if c is the total number of the cliques specified above then any set of m nodes with $m \geq c$ must contain at least two adjacent nodes.) Additionally, one can observe that $\alpha(U) \leq \delta(U)$ for any undirected graph U . This is due to the fact that all nodes in a maximum independent set must necessarily be in disjoint cliques in a minimum edge clique cover. Hence, since the minimal edge clique cover identified for \mathcal{U} in [Markham et al., 2022b, Lemma 2] has one clique for each node in a maximum independent set for \mathcal{U} , it follows that this cover is in fact minimum. In particular, we have that if \mathcal{U} is a UEC-representative then $\alpha(\mathcal{U}) = \delta(\mathcal{U})$.

Let $\alpha(\mathcal{U}) = \delta(\mathcal{U})$. Then, there is a bijection between the nodes in a maximum independent set and the cliques in a minimum edge clique cover of \mathcal{U} . Given a maximum independent set M , let $\mathcal{E}^{\mathcal{U}} = \{C_m : m \in M\}$ be the corresponding minimum edge clique cover of \mathcal{U} . Moreover, the nodes in M are necessarily in distinct cliques in \mathcal{U} . Now, consider the DAG $\mathcal{D} = \{V^{\mathcal{U}}, m \rightarrow v : m \in M \text{ and } v \in C_m\}$, that is, the graph where there is an edge from a vertex in the maximum independent set of \mathcal{U} to each of the other vertices in its corresponding clique in $\mathcal{E}^{\mathcal{U}}$. Using characterization 4 of Theorem 2.2.3, it follows that $\mathcal{U}^{\mathcal{D}} = \mathcal{U}$, so the set of DAGs equivalent to \mathcal{U} is nonempty. \square

Theorem 2.3.4 will play an important role in Section 3 where we will use the fact (observed in [Markham et al., 2022b, Lemma 2]) that a maximum independent set in a UEC-representative \mathcal{U} is given by the collection of source nodes for any given DAG in the UEC $\{\mathcal{U}\}$. Specifically, Theorem 2.3.4 allows us to develop a sufficient statistic for UECs whose fiber is searchable via a Markov basis given by a Gröbner basis for the corresponding toric ideal. This fact will form the basis of the MCMC-based search algorithm that we will use to estimate marginal independence structure of a DAG in Section 6. Along the way, we will also make use of the following facts.

Lemma 2.3.5. *A UEC-representative \mathcal{U} has a unique minimum edge clique cover.*

Proof. Let $\mathcal{E}^{\mathcal{U}} = \{C_1, \dots, C_k\}$ be a minimum edge clique cover of a UEC-representative \mathcal{U} . Since $\alpha(\mathcal{U}) = \delta(\mathcal{U})$, by Theorem 2.3.4, for a maximum independent set $T = \{t_1, \dots, t_k\}$ of \mathcal{U} we must have that for every $t_i \in T$ there is a unique clique $C_{t_i} \in \{C_1, \dots, C_k\}$ such that $t_i \in C_{t_i}$ and $t_i \notin C_j$ for all $j \neq t_i$. It follows

that $C_{t_i} = \text{ne}_{\mathcal{U}}[t_i]$. Otherwise, there would be an edge $t_i - v$ where $t_i \in C_{t_i}$ and $v \in C_j$ for $j \neq t_i$. However, since $t_i \notin C_j$ for all $j \neq t_i$, this edge would not lie in any clique in $\mathcal{E}^{\mathcal{U}}$, contradicting the assumption that it is an edge clique cover. Let $\mathcal{E}_1^{\mathcal{U}} = \{C'_1, \dots, C'_k\}$ be a second minimum edge clique cover of \mathcal{U} . It follows analogously, that each C'_i contains a unique element of T , so we can index $\mathcal{E}_1^{\mathcal{U}}$ as $\mathcal{E}_1^{\mathcal{U}} = \{C'_{t_1}, \dots, C'_{t_k}\}$. However, by applying the same argument as before, we get that $C_{t_i} = \text{ne}_{\mathcal{U}}[t_i] = C'_{t_i}$. Hence, \mathcal{U} has a unique minimum edge clique cover. \square

Definition 2.3.6. Given a UEC-representative \mathcal{U} , we let $\mathcal{E}^{\mathcal{U}}$ denote its unique minimum edge clique cover.

As seen in the proof of Lemma 2.3.5, the minimum edge clique cover of a UEC-representative \mathcal{U} can be identified as $\mathcal{E}^{\mathcal{U}} = \{\text{ne}_{\mathcal{U}}[m] : m \in M\}$ for any maximum independent set M in \mathcal{U} . While the family of UEC-representatives has not previously been studied from the perspective of DAG models, they are in fact in bijection with classically studied objects in combinatorics.

Definition 2.3.7. A *minimal cover* of a finite set S is a collection $\{S_1, \dots, S_k\}$ of nonempty subsets of S such that for $T \subseteq [k]$ we have $\cup_{i \in T} S_i = S$ if and only if $T = [k]$.

For example, let S be the set $\{1, 2\}$. Then there are five covers of S , namely $\{\{1\}, \{2\}\}$, $\{\{1, 2\}\}$, $\{\{1\}, \{1, 2\}\}$, $\{\{2\}, \{1, 2\}\}$, and $\{\{1\}, \{2\}, \{1, 2\}\}$, but only $\{\{1\}, \{2\}\}$ and $\{\{1, 2\}\}$ are minimal. A combinatorial formula for the number $a(n)$ of minimal covers of $[n]$ can be derived in terms of the Stirling Numbers of the Second Kind [OEIS Foundation Inc., 2022, A046165]. The following proposition shows that these numbers also enumerate the number of nonempty UECs of DAGs on n nodes.

Proposition 2.3.8. *There is a bijection between the minimal covers of $[n]$ and the UEC-representatives on n nodes.*

Proof. For a cover $\{S_1, \dots, S_k\}$ of the set $[n]$, we construct the undirected graph \mathcal{U} with vertex set $[n]$ such that $\{v, w\} \in E^{\mathcal{U}}$ if and only if $v, w \in S_i$ for some $i \in [k]$. Now let C_i be the complete graph with vertex set S_i , for $i \in [k]$. Then the cliques $\{C_1, \dots, C_k\}$ form an edge clique cover of \mathcal{U} .

In fact, this correspondence between cover sets and cliques gives a bijection between the covers of $[n]$ and the edge clique covers of graphs on n nodes. We will now show that minimal covers of $[n]$ correspond to edge clique covers that are minimal, i.e., no clique has each of its elements contained in two cliques, and vice versa. Indeed, a cover is minimal if and only if there does not exist a set $S_i \in \{S_1, \dots, S_k\}$ such that for every $s \in S_i$ there is some $j_s \in [k] \setminus \{i\}$ such that $s \in S_{j_s}$. By construction, the latter happens if and only if there does not exist $C_i \in \{C_1, \dots, C_k\}$ with the property that for every $c \in C_i$ there is some $j_c \in [k] \setminus \{i\}$ such that $c \in C_{j_c}$. The edge clique cover $\{C_1, \dots, C_k\}$ defines an undirected graph \mathcal{U} such that $\mathcal{E}^{\mathcal{U}} := \{C_1, \dots, C_k\}$ is its minimum edge clique cover, by Lemma 2.3.5. This gives a 1-1 correspondence between minimal covers of $[n]$ and undirected graphs on the node set $[n]$ with nonempty UEC. \square

Via the aforementioned combinatorial formula for enumerating the minimal covers of $[n]$ it follows from Proposition 2.3.8 that the number of UEC-representatives on n nodes for the first few positive integers n are those presented in Table 1.

n	Number of UECs $ \mathbb{U}^n $
1	1
2	2
3	8
4	49
5	462
6	6 424
7	129 425
8	3 731 508
9	152 424 420
10	8 780 782 707
11	710 389 021 036.

TABLE 1. The number of UECs on n nodes (or equivalently the number of UEC-representatives on n nodes).

Given the characterizations of the unconditional dependence graph $\mathcal{U}^{\mathcal{D}}$ of a given DAG \mathcal{D} in Theorem 2.2.3 and the characterizations of UEC-representatives in Theorem 2.3.4 and Proposition 2.3.8, we now have the necessary tools at our disposal to develop search algorithms for estimating the marginal independence structure of a distribution Markov to a DAG based on data. The algorithms we present will rely on the underlying algebraic structure of the space of UEC-representatives, the relevant aspects of which are described in the next section.

3. GRÖBNER BASES FOR MOVING BETWEEN UECs

In Section 2, we introduced a family of undirected graphs, called UEC-representatives, as representations of unconditional equivalence classes (UECs) of DAGs and characterized exactly which undirected graphs are in this family. The resulting characterization (Theorem 2.3.4) when combined with Theorem 2.2.3 (2) implies that a UEC containing a DAG \mathcal{D} has a maximum independent set consisting of the set of source nodes in \mathcal{D} and maximal cliques given by the sets of descendants of these nodes in \mathcal{D} . This provides a natural sufficient statistic for a UEC-representative: namely a maximum independent set I and the number of nodes in I that are adjacent to each node $j \in V \setminus I$.

In relation to the problem of model selection, i.e., the problem of learning the undirected dependence graph of a DAG model based on observed data, we would like a set of moves that allow us to traverse the space of all UEC-representatives and select the optimal one. This sufficient statistic provides a natural way to identify a family of moves to be used in this traversal via algebraic techniques. To do so, we will identify each UEC-representative with a monomial. We then identify a Gröbner basis for the toric ideal arising from a monomial map that maps such monomials to the corresponding sufficient statistic of the UEC-representative described above. The Fundamental Theorem of Markov Bases [Diaconis and Sturmfels, 1998, Petrovic, 2017] then implies that we can use this Gröbner basis to traverse the set of UEC-representatives with the same sufficient statistic.

In Section 4, we will then prove that a specified set of combinatorial moves (which also admit a binomial interpretation) allow us to move between families of UEC-representatives with different sufficient statistics. In the end, we prove that

the combinatorial moves along with the moves obtained from the Gröbner basis are enough to connect the entire space of UEC-representatives. These results will be applied in Section 6 to provide a Markov Chain Monte Carlo (MCMC)-based search algorithm that not only allows us to identify the optimal UEC from a random sample but yields an estimate of the complete posterior distribution of all UECs for the given data.

3.1. Monomial representation of undirected graphs with nonempty UEC.

For any positive integer n , consider the indeterminates of the form $x_{i|A}$ where i can be any value in $[n]$ and A is any element in the power set of $[n] \setminus i$. We define the ring homomorphism on these sets of indeterminates as follows:

$$(2) \quad \begin{aligned} \phi : \mathbb{K}[x_{i|A} : i \in [n], A \in 2^{[n] \setminus i}] &\longrightarrow \mathbb{K}[y_i, \beta_j : i, j \in [n]]; \\ \phi : x_{i|A} &\longmapsto y_i \prod_{j \in A} \beta_j. \end{aligned}$$

Each indeterminate can be seen as a clique of size $i \cup A$ with i as the source node. By Theorem 2.3.4, we know that an undirected graph is a UEC-representative if and only if its intersection number and independence number are equal. Further, we have seen in the proof of Theorem 2.3.4 that there exists a bijection between the source nodes of a DAG and the cliques of a minimum edge clique cover of its UEC-representative. In particular, the source nodes in the DAG form a maximum independent set, and each node in it corresponds to the clique formed by its descendants in the DAG (see also the proof of Lemma 2.3.5). Using this property, we can represent each UEC-representative as a product of indeterminates as follows:

$$\mathcal{U} = x_{i_1|A_1} x_{i_2|A_2} \cdots x_{i_k|A_k},$$

where k is the number of cliques in the minimum edge clique cover $\mathcal{E}^{\mathcal{U}}$ of \mathcal{U} (i.e., by Theorem 2.3.4, $k = \alpha(\mathcal{U}) = \delta(\mathcal{U})$), and i_j are the source nodes of each of the cliques. It follows that the graph $\mathcal{U} = ([n], E)$ with monomial representation $x_{i_1|A_1} \cdots x_{i_k|A_k}$ has the sufficient statistic given by the exponent of the monomial $\phi(x_{i_1|A_1} \cdots x_{i_k|A_k})$, namely, $((i_1, \dots, i_k), (\text{assn}(j) : j \in [n]))$, where

$$\text{assn}(j) = |\{i \in \{i_1, \dots, i_k\} : i - j \in E\}|.$$

Observe that the monomial representation $x_{i_1|A_1} \cdots x_{i_k|A_k}$ is not necessarily unique as there can be multiple options for selecting a source node in a clique (specifically when the UEC contains DAGs with different source nodes).

By Theorem 2.3.4, we know that every UEC-representative has a monomial representation of the form $x_{i_1|A_1} x_{i_2|A_2} \cdots x_{i_k|A_k}$, where $i_j \notin A_{j'}$ for any $j, j' \in [k]$. However, as the monomial representation is not unique, let us for now assume that a monomial representation has been chosen for each undirected UEC-representative. This in turn makes it easy to explore all graphs with the same sufficient statistic $((i_1, \dots, i_k), (\text{assn}(j) : j \in [n]))$, i.e., all graphs which have the same specified source nodes and for which all other nodes are adjacent to the same number of sources.

Example 3.1.1. *Let \mathcal{U} and \mathcal{U}' be the two graphs shown in Figure 4. If we choose the monomial representations of \mathcal{U} and \mathcal{U}' as $x_{1|23}x_{4|35}$ and $x_{1|35}x_{4|23}$ respectively, then computing the image under ϕ gives us*

$$\phi(x_{1|23}x_{4|35}) = \phi(x_{1|35}x_{4|235}) = y_1 y_4 \beta_2 \beta_3^2 \beta_5.$$

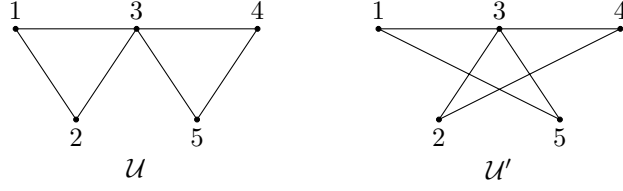


FIGURE 4. Two graphs having the same image under a specific monomial representation.

3.2. A reduced Gröbner basis for the toric ideal $\ker(\phi)$. As a first step towards moves that allow us to explore the space of all UEC-representatives, we provide a (reduced) Gröbner basis for the toric ideal $\ker(\phi)$. To clarify why such a set of polynomials will allow us to explore the space of UEC-representatives with the same sufficient statistic, we first state some fundamental definitions.

Definition 3.2.1. Let K be any $d \times n$ matrix with integer entries. Then the *toric ideal* corresponding to K is defined as

$$I_K = \langle x^u - x^v : u - v \in \ker(K) \rangle.$$

Here, u, v are the vectors (u_1, u_2, \dots, u_n) and (v_1, v_2, \dots, v_n) in $\mathbb{Z}_{\geq 0}^n$, and x^u, x^v are monomials $x_1^{u_1} x_2^{u_2} \cdots x_n^{u_n}$ and $x_1^{v_1} x_2^{v_2} \cdots x_n^{v_n}$, respectively.

Definition 3.2.2. [Sturmfels, 1996, Chapter 5] For any matrix $K = \{k_1, \dots, k_n\}$ with columns $k_i \in \mathbb{N}^d \setminus \{0\}$ and any vector $b \in \mathbb{N}^d$, the *fiber* of K over b denoted by $K^{-1}(b)$ is defined as the set $K^{-1}(b) = \{u \in \mathbb{N}^n : Ku = b\}$.

Observe that as each entry of K is a positive integer, the fiber of K over any vector b is a finite set. Now, let \mathcal{F} be any finite subset of $\ker(K)$. Then the graph denoted by $K^{-1}(b)_{\mathcal{F}}$ is defined as follows: The nodes of this graph are the elements in $K^{-1}(b)$, and two nodes u and u' are connected by an edge if $u - u' \in \mathcal{F}$ or $u' - u \in \mathcal{F}$.

Theorem 3.2.3. [Sturmfels, 1996, Theorem 5.3] Let $\mathcal{F} \in \ker(K)$. The graphs $K^{-1}(b)_{\mathcal{F}}$ are connected for all $b \in \mathbb{N}K$ if and only if the set $\{x^{v^+} - x^{v^-} : v \in \mathcal{F}\}$ generates the toric ideal I_K .

In order to apply the above theorem, we first need to analyze the kernel of the map ϕ . As ϕ is a monomial map, it can be represented by a matrix M , and hence we can construct the associated toric ideal I_M , which we equivalently denote by I_ϕ to denote that it arises from the monomial map ϕ . The matrix corresponding to ϕ has $2n$ rows and $n \cdot 2^{n-1}$ columns. Now, let \mathcal{F} be the set of quadratic binomials of the form

$$x_{i|A} \cdot x_{j|B} - x_{i|A \cup C} \cdot x_{j|B \setminus C},$$

where C is any subset of B with $C \cap A = \emptyset$. It is clear that each binomial in \mathcal{F} lies in the kernel of ϕ as

$$\begin{aligned} \phi(x_{i|A} \cdot x_{j|B}) &= y_i y_j \prod_{i' \in A} \beta_{i'} \prod_{j' \in B} \beta_{j'} \\ &= y_i y_j \prod_{i' \in A \cup C} \beta_{i'} \prod_{j' \in B \setminus C} \beta_{j'} \\ &= \phi(x_{i|A \cup C} \cdot x_{j|B \setminus C}) \end{aligned}$$

Let \mathbb{U}^n be the set of UEC-representatives with n vertices. Our first aim is to find a Gröbner basis (i.e., a generating set) of I_ϕ so that we can apply Theorem 3.2.3 and move between any two graphs (i.e., nodes of $K^{-1}(b)_\mathcal{F}$ for any fixed b) within the same fiber. As we have already fixed the representation for each graph, we divide the space \mathbb{U}^n into $\mathbb{U}_{b_1}^n, \dots, \mathbb{U}_{b_s}^n$ based on their fibers, i.e., two graphs lie in $\mathbb{U}_{b_j}^n$ if their image under ϕ is the monomial $x^{b_j} = y_1^{b_{j1}} \dots y_n^{b_{jn}} \beta_1^{b_{j(n+1)}} \dots \beta_n^{b_{jn}}$. For example, if we fix the representation of the two graphs as the ones seen in Example 3.1.1, then the two graphs lie in the same fiber where b is the vector corresponding to $y_1 y_4 \beta_2 \beta_3^2 \beta_5$.

In order to get a reduced Gröbner basis for I_ϕ , we first consider the monomial map with extended domain given as follows:

$$(3) \quad \begin{aligned} \phi' : \mathbb{K}[x_{i|A} : i \in [n], A \in 2^{[n]}] &\longrightarrow \mathbb{K}[y_i, \beta_j : i, j \in [n]] \\ x_{i|A} &\longmapsto y_i \prod_{j \in A} \beta_j. \end{aligned}$$

In other words, we add the variables of the form $x_{i|A}$ with $i \in A$ to the domain. The motivation behind extending the domain is to identify a lattice structure associated to the ideal for which pre-existing results can be applied. Before getting into the results, we first state some basic terminology and results that will be used here. For all undefined terminology relating to Gröbner bases, we refer the reader to [Sturmfels, 1996].

Let \mathbb{K} be a field and $L = (e_L, \prec_L)$ be a finite lattice, i.e., a partially ordered set with finite ground set e_L and relation \prec_L in which every pair of elements $a, b \in e_L$ have a meet $a \wedge b$ and join $a \vee b$ with respect to \prec_L . Let $\mathbb{K}[L] = \mathbb{K}[x_a : a \in e_L]$ denote the polynomial ring in $|e_L|$ variables over \mathbb{K} . For any two variables $a, b \in e_L$, the binomial $f_{a,b} \in \mathbb{K}[L]$ is given by :

$$f_{a,b} = x_a x_b - x_{a \wedge b} x_{a \vee b}.$$

Observe that the binomial $f_{a,b}$ is zero if a and b are comparable in L . Now, let

$$G_L = \{f_{a,b} : a, b \text{ are incomparable in } L\},$$

i.e., the set of all the binomials of the form $f_{a,b}$ where $a, b \in e_L$ are incomparable, and let $I_L \subsetneq \mathbb{K}[L]$ be the ideal generated by the elements of G_L . A monomial order $<$ on $\mathbb{K}[L]$ is called *compatible* if, for all $a, b \in e_L$ for which a and b are incomparable, we have that the initial term in $<(f_{a,b})$ of $f_{a,b}$ is $x_a x_b$.

Now, let $P = \{p_1, \dots, p_n\}$ be a finite poset and $L = J(P)$ be the finite distributive lattice which consists of all poset ideals of P , ordered by inclusion. Let $S = \mathbb{K}[x_1, \dots, x_n, t]$ be the polynomial ring in $n+1$ variables over the field \mathbb{K} . We define

a surjective ring homomorphism π as

$$\begin{aligned}\pi : \mathbb{K}[L] &\rightarrow S \\ \pi(x_\alpha) &\mapsto \left(\prod_{i \in \alpha} x_i\right)t,\end{aligned}$$

for any $\alpha \in L$, where α is a poset ideal of P (and hence can be viewed as a subset of the elements of e_L). We then have the following result of Herzog et al. [2010]:

Theorem 3.2.4 ([Herzog et al., 2010, Combining Theorems 6.17, 6.19, and Corollary 6.20]). *Let L be a finite lattice with a compatible monomial order $<$ on $\mathbb{K}[L]$. If L is distributive, then I_L is equal to $\ker(\pi)$ and G_L forms a Gröbner basis for $\ker(\pi)$.*

To fit this result in our framework, we take $J(P)$ as the collection of all the indeterminates of the form $x_{v|A}$, with $v \in [n]$ and $A \in 2^{[n]}$. Further, as t is a homogenizing factor, we remove t from the map as it does not change the kernel of π . Thus, we have

$$\begin{aligned}\mathbb{K}[L] &= \mathbb{K}[x_{i|A} : i \in [n], A \in 2^{[n]}] \text{ and} \\ S &= \mathbb{K}[y_i, \beta_j : i, j \in [n]].\end{aligned}$$

Here x_α corresponds to $x_{i|A}$ and $\prod_{i \in \alpha} x_i$ is equal to $y_i \prod_{j \in A} \beta_j$. The description of L as a distributive lattice is as follows: consider the chain lattice C_n , with ground set $[n]$ and the natural ordering, and the Boolean lattice B_n with ground set the subsets of $[n]$ ordered by inclusion. Now, we define the distributive lattice $C_n \times B_n$, the *direct product* of C_n and B_n (see [Stanley, 2011] for a definition), and let L be the lattice of the indeterminates $x_{i|A}$, where $x_{i|A} < x_{j|B}$ in L whenever $(i, A) < (j, B)$ in $C_n \times B_n$, for $i, j \in [n]$, $A, B \in 2^{[n]}$. The lattices L and $C_n \times B_n$ are (canonically) isomorphic. In particular, we have that

$$\begin{aligned}x_{i|A} \wedge x_{j|B} &= x_{j|A \cap B}, \quad \text{and} \\ x_{i|A} \vee x_{j|B} &= x_{i|A \cup B}\end{aligned}$$

when $i < j$. Now that we have a distributive lattice, we need a compatible monomial order for $\mathbb{K}[L]$. In order to construct such a monomial order, we first extend the ordering on L to a total order, such that:

$$x_{i|A} < x_{j|B} \text{ if either}$$

- (1) $i < j$, or
- (2) $i = j$ and $|A| < |B|$, or
- (3) $i = j$, $|A| = |B|$ and $\min\{a \mid a \in A \setminus B\} < \min\{b \mid b \in B \setminus A\}$.

Using the above total order on the variables $x_{i|A}$, we can write each monomial in $\mathbb{K}[L]$ as x^u , where u is a vector of size $n2^n$. This allows us to define a graded reverse lexicographic ordering for $\mathbb{K}[L]$ as follows:

$$x^u < x^v \text{ if either}$$

- (1) $\sum_{i=1}^{n2^n} u_i < \sum_{i=1}^{n2^n} v_i$ or
- (2) if $\sum_{i=1}^{n2^n} u_i = \sum_{i=1}^{n2^n} v_i$ and the rightmost nonzero entry of $(v_1 - u_1, \dots, v_{n2^n} - u_{n2^n})$ is negative.

Lemma 3.2.5. *The graded reverse lexicographic order on $\mathbb{K}[L]$ defined above is compatible with the partial ordering of L .*

Proof. Let $a = x_{i|A}$ and $b = x_{j|B}$ be two incomparable elements in e_L and consider the binomial $f_{a,b} = x^u - x^v$ where $x^u = x_{i|A}x_{j|B}$ and $x^v = x_{i|A \cap B}x_{j|A \cup B}$. We then have two cases: In the first case, assume that $i \neq j$. Let us also assume that $i < j$. As $x_{i|A}$ and $x_{j|B}$ are incomparable, we know that $A \not\subseteq B$. Now, comparing the two monomials in $f_{a,b}$, we see that $x_{j|A \cup B}$ corresponds to the rightmost nonzero entry between u and v . Thus, the rightmost nonzero entry of $(u_1 - v_1, \dots, u_{n2^n} - v_{n2^n})$ is negative, giving us that $\text{in}_{<\text{grvlex}}(f_{a,b}) = x_a x_b$.

In the second case, suppose that $i = j$. In this case, incomparability implies that neither $A \subseteq B$ nor $B \subseteq A$. Thus, $x_{i|A \cup B}$ corresponds to the rightmost nonzero entry between u and v , giving us $\text{in}_{<\text{grvlex}}(f_{a,b}) = x_a x_b$. \square

Example 3.2.6. For $n = 3$, we assign the numbers from 1 to 24 to the indeterminates as

$$\begin{aligned} x_{1|\{\emptyset\}} &< x_{1|\{1\}} < x_{1|\{2\}} < x_{1|\{3\}} < x_{1|\{1,2\}} < x_{1|\{1,3\}} < x_{1|\{2,3\}} < x_{1|\{1,2,3\}} < \\ x_{2|\{\emptyset\}} &< x_{2|\{1\}} < x_{2|\{2\}} < x_{2|\{3\}} < x_{2|\{1,2\}} < x_{2|\{1,3\}} < x_{2|\{2,3\}} < x_{2|\{1,2,3\}} < \\ x_{3|\{\emptyset\}} &< x_{3|\{1\}} < x_{3|\{2\}} < x_{3|\{3\}} < x_{3|\{1,2\}} < x_{3|\{1,3\}} < x_{3|\{2,3\}} < x_{3|\{1,2,3\}}. \end{aligned}$$

The indeterminates $a = x_{1|\{2,3\}}$ and $b = x_{2|\{1,2\}}$, are incomparable in L . So, computing $f_{a,b}$ gives us

$$f_{a,b} = x^u - x^v = x_{1|\{2,3\}}x_{2|\{1,2\}} - x_{1|\{2\}}x_{2|\{1,2,3\}},$$

where $u = e_7 + e_{13}$ and $v = e_3 + e_{16}$. Now,

$$u - v = e_7 + e_{13} - e_3 - e_{16}$$

has the rightmost nonzero component -1 , indeed giving us

$$\text{in}_{<\text{grvlex}}(f_{a,b}) = x_{1|\{2,3\}}x_{2|\{1,2\}}.$$

This brings us to the following result.

Theorem 3.2.7. Let ϕ' be the monomial map as defined in (3) and L be the corresponding distributive lattice. Then the set

$$\begin{aligned} G_L = \{ &x_{i|A}x_{j|B} - x_{\min\{i,j\}|A \cap B}x_{\max\{i,j\}|A \cup B} : \\ &x_{i|A} \text{ and } x_{j|B} \text{ are incomparable in } L \} \end{aligned}$$

forms a reduced Gröbner basis for $I_{\phi'}$.

Proof. The fact that G_L forms a Gröbner basis follows from Theorem 3.2.4. In order to prove that G_L is reduced, we need to show that for any two arbitrary distinct elements g and g' in G_L (with $g \neq g'$), none of the terms of g are divisible by the initial term of g' . If

$$\begin{aligned} g &= g_1 - g_2 = x_{i_1|A_1}x_{i_2|A_2} - x_{i_1|A_1 \cap A_2}x_{i_2|A_2 \cup A_2} \text{ and} \\ g' &= g'_1 - g'_2 = x_{j_1|B_1}x_{j_2|B_2} - x_{j_1|B_1 \cap B_2}x_{j_2|B_2 \cup B_2} \end{aligned}$$

with $\text{in}_{<}(g')$ dividing either of the two terms of g , then either $g'_1 = g_1$ or $g'_1 = g_2$. If $g'_1 = g_1$, then we necessarily have $g_2 = g'_2$ and hence $g = g'$, which is a contradiction. Further, if $g'_1 = g_2$, then we have

$$x_{j_1|B_1}x_{j_2|B_2} = x_{i_1|A_1 \cap A_2}x_{i_2|A_1 \cup A_2}.$$

This gives us that

$$j_1 = i_1, j_2 = i_2, B_1 = A_1 \cap A_2 \text{ and } B_2 = A_1 \cup A_2.$$

Computing $B_1 \cap B_2$ and $B_1 \cup B_2$ in terms of A_1 and A_2 gives us

$$\begin{aligned} B_1 \cap B_2 &= (A_1 \cap A_2) \cap (A_1 \cup A_2) = A_1 \cap A_2 = B_1, \\ B_1 \cup B_2 &= (A_1 \cap A_2) \cup (A_1 \cup A_2) = A_1 \cup A_2 = B_2, \end{aligned}$$

which contradicts the incomparability of $x_{j_1|B}$ and $x_{j_2|B}$. We conclude that G_L is a reduced Gröbner basis for $I_{\phi'}$. \square

Now that we have a reduced Gröbner basis for $I_{\phi'}$, i.e., in the extended domain, we identify a generating set for I_{ϕ} in the polynomial ring without the extra variables. We know that I_{ϕ} is equal to $I_{\phi'} \cap \mathbb{K}[x_{i|A} : i \notin A]$ as ϕ and ϕ' are identical on $\mathbb{K}[x_{i|A} : i \notin A]$. However, the monomial order that we defined on the extended domain is not an elimination order for the variables $x_{i|A}$ with $i \in A$. This is because we have binomials in the reduced Gröbner basis of the form $x_{i|A}x_{j|B} - x_{i|A \cap B}x_{j|A \cup B}$, where $i \notin A, j \notin B$ but $j \in A$. This implies the initial term $x_{i|A}x_{j|B}$ will be present in the polynomial ring generated by the restricted subset of indeterminates, but not the entire binomial. Thus, we cannot take the intersection of the reduced Gröbner basis for $I_{\phi'}$ with $\mathbb{K}[x_{i|A} : i \notin A]$ to get a Gröbner basis for the ideal I_{ϕ} . In order to mitigate this issue, we construct a new generating set for $I_{\phi'} \cap \mathbb{K}[x_{i|A} : i \notin A]$ by using the reduced Gröbner basis on the extended domain.

Theorem 3.2.8. *Let ϕ' be the monomial map as defined above and L be the corresponding distributive lattice. Then the set*

$$\begin{aligned} T = \{ &x_{i|A}x_{j|B} - x_{i|A \cap B}x_{j|A \cup B} \in G_L \text{ with } i \notin A, j \notin A \cup B\} \cup \\ &\{x_{i|A}x_{j|B} - x_{i|(A \cap B) \cup j|(A \setminus j) \cup B} : x_{i|A} \text{ and } x_{j|B} \text{ are incomparable} \\ &\text{in } L \text{ with } i \notin A, j \notin B, j \in A\} \end{aligned}$$

is a generating set for $I_{\phi} = I_{\phi'} \cap \mathbb{K}[x_{i|A} : i \notin A]$.

Proof. We first show that T is a generating set for $I_{\phi'} \cap \mathbb{K}[x_{i|A} : i \notin A]$. As the matrix corresponding to the map ϕ' on $\mathbb{K}[x_{i|A} : i \notin A]$ (i.e., the map ϕ defined (2)) has the vector $e_1 + e_2 + \dots + e_{n2^n}$ in its row space, $I_{\phi'} \cap \mathbb{K}[x_{i|A} : i \notin A]$ is also a toric ideal generated by homogeneous binomials. This is because the existence of $e_1 + \dots + e_{n2^n}$ in the row space implies that the coordinate sum of all vectors $u \in \ker(M)$ is zero [Sturmfels, 1996, Lemma 4.14]. Let $g = g_1 - g_2$ be any arbitrary binomial in $I_{\phi'} \cap \mathbb{K}[x_{i|A} : i \notin A]$. As g is also present in $I_{\phi'}$, by Theorem 3.2.3, we can move from g_1 to g_2 by applying the moves (binomials) in G_L . But in order to prove that T is a generating set, we need to show that we can move from g_1 to g_2 by applying the moves in T .

We first classify the binomials in G_L in terms of the extra variables. We have four possible cases: $x_{i|A}x_{j|B} - x_{i|A \cap B}x_{j|A \cup B}$ with some variable $x_{d|D}, d \in D$, dividing

- (1) both $x_{i|A}x_{j|B}$ and $x_{i|A \cap B}x_{j|A \cup B}$,
- (2) $x_{i|A}x_{j|B}$ but not $x_{i|A \cap B}x_{j|A \cup B}$,
- (3) $x_{i|A \cap B}x_{j|A \cup B}$ but not $x_{i|A}x_{j|B}$ or
- (4) neither $x_{i|A}x_{j|B}$ nor $x_{i|A \cap B}x_{j|A \cup B}$.

It is clear that the moves of type 1 are not used while moving from g_1 to g_2 in $I_{\phi'}$. Observe that we do not have any binomial of type 1 in the set T . Similarly, binomials of type 4 could be used while moving, and hence are included in T .

Now, any binomial in type 2 needs to have $i \in A$ and $j \notin A \cup B$. As the monomial $x_{i|A}x_{j|B}$ of the type 2 binomials is divisible by some variable of the form

$x_{d|D}, d \in D$, the only reason this binomial could be used is if we wanted to have the factor $x_{i|A \cap B} x_{j|A \cup B}$ in some intermediate step. But this could be achieved by applying a type 4 binomial of the form $x_{i|A \setminus \{i\}} x_{j|B \cup \{i\}} - x_{i|A \cap B} x_{j|A \cup B}$.

Lastly, any binomial in type 3 has $i \notin A, j \notin B$ with $j \in A$. Now, binomials of this form will be used if

- (1) we either want to move from a factor $x_{i|A} x_{j|B}$ to another factor $x_{i|A'} x_{j|B'}$, where both $x_{i|A} x_{j|B}$ and $x_{i|A'} x_{j|B'}$ are initial terms of type 3 binomials with the same non-initial term $x_{i|A \cap B} x_{j|A \cup B}$, or
- (2) if we want to apply a sequence of moves to reach an intermediate monomial having a factor of the form $x_{j|A' \cup B'}$ with $j \in A'$ (i.e., the intermediate monomial does not lie in $\mathbb{K}[x_{i|A} : i \in A]$), before we move to a monomial with the factor $x_{j|A' \cup B' \cap C}$ with $j \notin C$.

For the first case, as G_L is a reduced Gröbner basis, the initial terms of each binomial are unique, and hence we cannot apply a similar technique as for type 2 binomials. To mitigate this issue, we introduce a new set of binomials of the form

$$\{x_{i|A} x_{j|B} - x_{i|(A \cap B) \cup j} x_{j|(A \setminus j) \cup B} : x_{i|A} \text{ and } x_{j|B} \text{ are incomparable in } L \\ \text{with } i \notin A, j \notin B, j \in A\}.$$

Observe that the non-initial terms of this set are initial terms in G_L as we have the binomials of the form $x_{i|(A \cap B) \cup j} x_{j|(A \setminus j) \cup B} - x_{i|A \cap B} x_{j|A \cup B}$ in G_L . Thus, these binomials could be used to move from one initial term of G_L to some other without going through the intermediate factor of $x_{i|A \cap B} x_{j|A \cup B}$ with $j \in A$.

For the second case, we can replace the first move $x_{i|A} x_{j|B} - x_{i|A \cap B} x_{j|A \cup B}$ (which takes us to the monomial having the factor $x_{j|A \cup B}$) with $x_{i|A} x_{j|B} - x_{i|(A \cap B) \cup j} x_{j|(A \setminus j) \cup B}$, so that we have the factor $x_{j|(A \setminus j) \cup B}$, keeping the monomial inside $\mathbb{K}[x_{i|A} : i \notin A]$. From here, we can apply the same sequence of moves to reach $x_{j|A' \cup B' \cap C}$, implying that the intermediate monomials always lie inside $\mathbb{K}[x_{i|A} : i \notin A]$.

So, we can replace the binomials in G_L with the binomials in T to reach from g_1 to g_2 in $\mathbb{K}[x_{i|A} : i \notin A]$. As g was an arbitrary binomial in $I_{\phi'} \cap \mathbb{K}[x_{i|A} : i \notin A]$, by Theorem 3.2.3 we can conclude that T forms a generating set for $I_{\phi'} \cap \mathbb{K}[x_{i|A} : i \notin A]$. \square

Theorem 3.2.9. *Let T be the set as defined in Theorem 3.2.8. Then T is a reduced Gröbner basis for $I_{\phi} = I_{\phi'} \cap \mathbb{K}[x_{i|A} : i \notin A]$.*

Proof. As T is a union of two sets of binomials, we refer to the binomials in the first set as f_i and that in the second set as g_i . To prove that T is a Gröbner basis, we first look at the possible S -polynomials of any pair of binomials in T . For any two polynomials f and g , the S -polynomial $S(f, g)$ is defined as

$$S(f, g) = (LCM(im(f), im(g))/in(f))f - (LCM(im(f), im(g))/in(g))g,$$

where $im(f)$ and $in(f)$ are the initial monomial and initial term of f respectively. By Buchberger's criterion, the set T is a Gröbner basis if each S -polynomial gives remainder zero on application of the division algorithm [Hassett, 2007, Theorem 2.28]. So, we have the following cases to consider:

- (1) $S(f_i, f_j)$: Observe that both f_i and f_j are also present in G_L , which is a Gröbner basis. So, applying the division algorithm gives us remainder zero in G_L . Further, $S(f_i, f_j)$ does not have any variables of the form $x_{i|A}$ with

$i \in A$. Thus, the division algorithm only uses the binomials of the form f_i in G_L , and hence would have remainder zero in T as well.

- (2) $S(f_i, g_j)$ or $S(g_i, g_j)$ where the initial terms do not have a common factor: Let $f_1 = f_{11}f_{12} - f_{21}f_{22}$ and $g_1 = g_{11}g_{12} - g_{21}g_{22}$, where f_{ij} and g_{ij} are degree one monomials with $f_{11}, f_{12} \neq g_{11}, g_{12}$. Computing the S -polynomial gives us

$$\begin{aligned} S(f_1, g_1) &= -g_{11}g_{12}f_{21}f_{22} + f_{11}f_{12}g_{21}g_{22} \\ &= g_{11}g_{12}f_1 - f_{11}f_{12}g_1, \end{aligned}$$

which gives the remainder zero in the second step of the division algorithm.

- (3) $S(f_i, g_j)$ or $S(g_i, g_j)$ where the initial terms have exactly one common factor: In this case, we have $f_1 = f_{11}f_{12} - f_{21}f_{22}$ and $g_1 = f_{11}g_{12} - g_{21}g_{22}$ with $f_{12} \neq g_{12}$. Computing the S -polynomial gives us

$$S(f_1, g_1) = -g_{12}f_{21}f_{22} + f_{12}g_{21}g_{22},$$

which lies in $I_{\phi'} \cap \mathbb{K}[x_{i|A} : i \notin A]$. As T is a generating set, by Theorem 3.2.3 we can reach from $-g_{12}f_{21}f_{22}$ to $f_{12}g_{21}g_{22}$ by applying a set of binomials in T . Thus, we show that we can apply the same set of binomials in the division algorithm and get zero as the remainder. As we can use the binomials of T in either direction while moving from $-g_{12}f_{21}f_{22}$ to $f_{12}g_{21}g_{22}$, we need to show that we indeed apply them in the forward direction (i.e., using the initial terms) so that they could be applied in the division algorithm as well. First, we have that any degree 3 binomial in $I_{\phi} \cap \mathbb{K}[x_{i|A} : i \notin A]$ has at least one term which is divisible by the product of an incomparable pair of variables. This is because, if we have a degree 3 binomial $\bar{f} = \bar{f}_1 - \bar{f}_2 = x_{i|A}x_{j|B}x_{k|C} - x_{i|A_1}x_{j|B_1}x_{k|C_1}$ where $i \leq j \leq k$ and $A \subseteq B \subseteq C$, then A_1, B_1 , and C_1 cannot satisfy the condition $A_1 \subseteq B_1 \subseteq C_1$ unless the binomial is identically zero. In order to prove this, let us assume that $a \in A \setminus A_1$ with $A_1 \subseteq B_1 \subseteq C_1$. As \bar{f} lies in $I_{\phi} \cap \mathbb{K}[x_{i|A} : i \notin A]$, we know that $A \cup B \cup C = A_1 \cup B_1 \cup C_1$ as multisets. This implies that three copies of a lie in $A \cup B \cup C$ but at most two copies of a can lie in $A_1 \cup B_1 \cup C_1$, which is a contradiction. We use the same argument by reversing the roles of A and A_1 to conclude that $A = A_1, B = B_1$ and $C = C_1$.

Secondly, the initial term of such a degree 3 binomial \bar{f} is always \bar{f}_2 as $x_{k|C}$ corresponds to the rightmost component in the ordering among the variables in \bar{f}_1 and \bar{f}_2 . Furthermore, there cannot exist any binomial of the form

$$\bar{g} = \bar{g}_1 - \bar{g}_2 = x_{i|A}x_{j|B}x_{k|C} - x_{i|A_1}x_{j|(B_1 \cap C_1) \cup k}x_{k|(B_1 \setminus k) \cup C_1}$$

where $x_{j|(B_1 \cap C_1) \cup k}x_{k|(B_1 \setminus k) \cup C_1}$ is the only incomparable pair. This is because k lies in $(B_1 \cap C_1) \cup k$. So, if $A \subseteq B \subseteq C$, then k has to lie in C as well, which is a contradiction. Finally, observe that if we have a binomial of the form \bar{g} where $x_{j|(B_1 \cap C_1) \cup k}x_{k|(B_1 \setminus k) \cup C_1}$ is incomparable, then either $x_{i|A_1}$ is incomparable with $x_{j|(B_1 \cap C_1) \cup k}$ (or $x_{k|(B_1 \setminus k) \cup C_1}$) or \bar{g}_1 is the initial term of g . This follows from the fact that if $x_{i|A_1}$ is comparable with either of the two terms, then $x_{k|(B_1 \setminus k) \cup C_1}$ corresponds to the rightmost component among all the terms in \bar{g}_1 and \bar{g}_2 (as $A_1 \setminus k$ has to be a subset of $(B_1 \setminus k) \cup C_1$). Thus, we can apply the same set of binomials used for moving between the two terms of $S(f_1, g_1)$ in the division algorithm to get zero as a remainder.

- (4) $S(f_i, g_j)$ or $S(g_i, g_j)$ where the initial terms are equal: In this case, we show that such pairs do not exist in T . We know that for any g_i , the initial term is of the form $x_{i|A}x_{j|B}$ with $j \in A$. If this is also the initial term of some f_j , then the non initial term of f_j would be $x_{i|A \cap B}x_{j|A \cup B}$ where $j \in A \cup B$, which is a contradiction. Similarly, if some g_i and g_j have the same initial term, then g_i and g_j have to equal as they would also have the same non initial term.

Thus, we can conclude that T is a Gröbner basis. In order to show that T is reduced, observe that the set of all initial terms of T is a subset of the initial terms of G_L . Furthermore, the union of the set of initial and non initial terms of T is also a subset of the corresponding union of G_L . But as G_L is a reduced Gröbner basis, it follows that T is reduced as well. \square

In Theorem 3.2.9, we proved that T forms a reduced Gröbner basis for I_ϕ . However, T is a subset of \mathcal{F} as for any incomparable pair $x_{i|A}$ and $x_{j|B}$ with $i < j$, we have

$$\begin{aligned} x_{i|A}x_{j|B} - x_{i|A \cap B}x_{j|A \cup B} &= x_{j|B}x_{i|A} - x_{j|A \cup B}x_{i|A \cap B} \\ &= x_{j|B}x_{i|A} - x_{j|B \cup (A \setminus B)}x_{i|A \setminus (A \setminus B)}, \end{aligned}$$

and for the second set of binomials

$$\begin{aligned} x_{i|A}x_{j|B} - x_{i|(A \cap B) \cup j}x_{j|(A \setminus j) \cup B} &= x_{j|B}x_{i|A} - x_{j|(A \setminus j) \cup B}x_{i|(A \cap B) \cup j} \\ &= x_{j|B}x_{i|A} - x_{j|B \cup (A \setminus j)}x_{i|(A \setminus A \setminus (B \cup j))}, \end{aligned}$$

where $j \in B \setminus A$. Thus, \mathcal{F} is a generating set for I_ϕ and we can use Theorem 3.2.3 to move within any fiber \mathbb{U}_b^n consisting of UEC-representatives on vertex set $[n]$ with sufficient statistic b .

Corollary 3.2.10. *Let \mathbb{U}_b^n be the set of UEC-representatives with vertices $[n]$ which have the same image x^b under the map ϕ . Then we can move between any two graphs in \mathbb{U}_b^n by using the binomials in \mathcal{F} .*

Proof. The result follows from Theorem 3.2.3 and the fact that \mathcal{F} is a generating set of $I_\phi = I_\phi \cap \mathbb{K}[x_{i|A} : i \notin A]$ (Theorem 3.2.8). \square

Below is an example illustrating how we can use Corollary 3.2.10 to move between two graphs in the same fiber.

Example 3.2.11. *Let $\mathcal{U} = x_{1|2}x_{3|24}x_{5|4}$ and $\mathcal{U}' = x_{1|4}x_{3|2}x_{5|24}$ be the two graphs seen in Figure 5. In order to move from \mathcal{U} to \mathcal{U}' , we first “apply” the binomial $f_1 = x_{1|2}x_{5|4} - x_{1|\emptyset}x_{5|24}$ to \mathcal{U} . By “apply” the binomial, we mean that we use the fact that the binomial f_1 has a term dividing the monomial representing \mathcal{U} , i.e., $x_{1|2}x_{5|4}$, to replace this portion of the monomial for \mathcal{U} with the other term in the binomial f_1 , i.e., $x_{1|\emptyset}x_{5|24}$. This transforms the monomial representing \mathcal{U} into a new monomial $x_{1|\emptyset}x_{3|24}x_{5|24}$ which represents a different graph, namely, the intermediate graph in Figure 5. In this way, we can apply binomials to monomial representations to move between graphs representing different nonempty UECs. As one of the monomials of f_1 divides the representation of \mathcal{U} , i.e., $x_{1|2}x_{5|4}$, applying f_1 on \mathcal{U} means that we can replace $x_{1|2}x_{5|4}$ with $x_{1|\emptyset}x_{5|24}$. We can then apply the binomial $f_2 = x_{1|\emptyset}x_{3|24} - x_{1|4}x_{3|2}$ on the intermediate graph with representation $x_{1|\emptyset}x_{3|24}x_{5|24}$ to reach \mathcal{U}' . At the monomial level, these moves can be seen as follows:*

$$x_{1|2}x_{3|24}x_{5|4} \rightarrow x_{1|\emptyset}x_{3|24}x_{5|24} \rightarrow x_{1|4}x_{3|2}x_{5|24}.$$

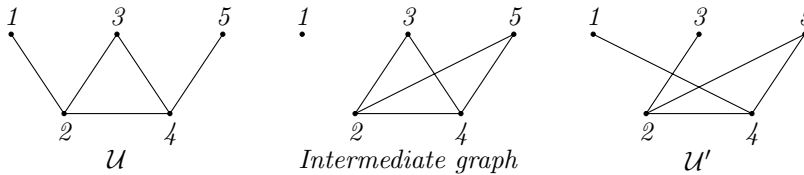


FIGURE 5. Moving within fiber from \mathcal{U} to \mathcal{U}'

4. TRAVERSING THE SPACE OF UECs

The set of moves given by the binomials \mathcal{F} in Corollary 3.2.10 allows us to move between monomial representations of UEC-representatives whenever these monomials lie in the same fiber. We see also from these binomials that such moves hold certain constant features of the monomial representation of the graph; for instance, the specified source nodes i_1, \dots, i_k as well as the intersection and union of any two of the sets A_{i_j} and A_{i_l} . To explore the entire space of UEC-representatives, we need to relax these restrictions on our moves. We provide the necessary relaxation by introducing new moves in two steps: In subsection 4.1 we introduce two moves that allow us to move between UEC-representatives with the same intersection number (and hence independence number according to Theorem 2.3.4). Then, in subsection 4.2, we introduce two additional moves that allow us to move between UEC-representatives with different intersection numbers. Along the way, we note how each of these four additional moves can also be represented via a (not necessarily homogeneous) binomial. Finally, we prove in subsection 4.3 that, collectively, these moves allow us to connect the space of all UEC-representatives.

4.1. Generalized fibers and out-of-fiber moves. We now introduce a framework and associated set of moves that allows us to expand the connectivity of our fibers to the union over all fibers containing monomial representations of UEC-representatives having the same intersection number.

As seen in the previous subsection, we can move between any two graphs lying in the same fiber by using the binomials in \mathcal{F} . However, the structure of any given fiber is strictly based on the representation that we choose for each graph. For example, if we consider the graph $\mathcal{U} = (V, E) = ([4], \{\{1, 2\}, \{1, 3\}, \{2, 3\}\})$ and choose its monomial representation as $x_{1|\{2,3\}}x_{4|\{\emptyset\}}$, then we cannot move to the graph $\mathcal{U}' = ([4], \{\{1, 3\}, \{1, 4\}, \{3, 4\}\})$ (with representation $x_{2|\emptyset}x_{4|\{1,3\}}$) by using any binomial from \mathcal{F} because the two monomials lie in different fibers. On the other hand, if we use the representation $x_{2|\{1,3\}}x_{4|\emptyset}$ for \mathcal{U} , then we can use the binomial $x_{2|\{1,3\}}x_{4|\emptyset} - x_{2|\emptyset}x_{4|\{1,3\}}$ in \mathcal{F} to move from \mathcal{U} to \mathcal{U}' since the two monomials now lie in the same fiber. In order to avoid this restriction caused by fixing a graph representation, we define the notion of *generalized fiber* as follows:

Definition 4.1.1. For any UEC-representative \mathcal{U} , the *generalized fiber* of \mathcal{U} is the collection of all UEC-representatives \mathcal{U}' for which there exists a monomial representation of \mathcal{U} and a monomial representation of \mathcal{U}' such that the images of the two monomials are equal under ϕ .

The advantage of having this definition is that now we can put the graphs \mathcal{U} and \mathcal{U}' (mentioned above) in the same generalized fiber even though there exist representations of \mathcal{U} and \mathcal{U}' which put them in different fibers. Further, we can also

extend the connectivity of fibers to include connectivity of generalized fibers using the same arguments. Thus, we have the following Corollary:

Corollary 4.1.2. *For any UEC-representative \mathcal{U} , we can move between any two graphs in the generalized fiber of \mathcal{U} by using the binomials in \mathcal{F} .*

Observe that the generalized fibers partition the graphs in \mathbb{U}^n . However, the intersection number of each graph in a generalized fiber is the same. Thus, we formed a coarser partition of the graphs in \mathbb{U}^n in terms of their intersection number, i.e.,

$$\begin{aligned}\mathbb{U}^n &= \mathbb{U}_1^n \cup \mathbb{U}_2^n \cup \dots \cup \mathbb{U}_n^n, \text{ and} \\ \mathbb{U}_i^n &= \mathbb{U}_{\mathcal{U}_{i_1}}^n \cup \mathbb{U}_{\mathcal{U}_{i_2}}^n \cup \dots \cup \mathbb{U}_{\mathcal{U}_{i_s}}^n,\end{aligned}$$

where each \mathbb{U}_i^n is a collection of graphs in \mathbb{U}^n with intersection number i and $\mathbb{U}_{\mathcal{U}_{i_j}}^n$ is a generalized fiber containing the graph \mathcal{U}_{i_j} . Our goal for the remainder of this subsection is to construct a set of moves that allows us to explore each \mathbb{U}_i^n by moving between different generalized fibers $\mathbb{U}_{\mathcal{U}_{i_j}}^n$ in \mathbb{U}_i^n .

In order to move between graphs lying in different generalized fibers, we define two new moves which we call *out-of-fiber* moves. These moves allow us to move between any two graphs that lie in different fibers but have the same intersection number.

Definition 4.1.3. *Let $x_{i_1|A_1}x_{i_2|A_2}\cdots x_{i_k|A_k}$ be a monomial representation of a UEC-representative \mathcal{U} . If c is any arbitrary element in $A_1 \setminus A_2$, then the *out-of-fiber-add* is defined as the move which takes $x_{i_1|A_1}x_{i_2|A_2}\cdots x_{i_k|A_k}$ to $x_{i_1|A_1}x_{i_2|A_2 \cup c}\cdots x_{i_k|A_k}$. In other words, *out-of-fiber-add* can be represented as a quadratic binomial of the form*

$$x_{i_1|A_1}x_{i_2|A_2} - x_{i_1|A_1}x_{i_2|A_2 \cup c}$$

where $c \in A_1 \setminus A_2$. Similarly, we define the move *out-of-fiber-delete* as follows: if $c' \in A_1 \cap A_2$, then *out-of-fiber-delete* takes $x_{i_1|A_1}x_{i_2|A_2}\cdots x_{i_k|A_k}$ to $x_{i_1|A_1}x_{i_2|A_2 \setminus c'}\cdots x_{i_k|A_k}$. In terms of quadratic binomials, *out-of-fiber-delete* can be seen as

$$x_{i_1|A_1}x_{i_2|A_2} - x_{i_1|A_1}x_{i_2|A_2 \setminus c'}$$

where $c' \in A_1 \cap A_2$.

Notice that *within-fiber* moves (i.e., those moves coming from the Gröbner basis in subsection 3.2) always preserve the union and intersection of the sets A_i and A_j , whereas the out-of-fiber moves explicitly change them. Specifically, for any $d \in i_2 \cup A_2$, *out-of-fiber-add* adds edges of the form $c - d$ and *out-of-fiber-delete* deletes edges of the form $c' - d$. Furthermore, the new monomial obtained from these two moves preserves the property that $i_j \notin A'_j$ for any $j, j' \in [n]$. Thus, we know that we do not move to any graph representing an empty UEC, as desired. It is also important to note that an out-of-fiber-add (out-of-fiber-delete) can be undone with the corresponding out-of-fiber-delete (out-of-fiber-add).

Proposition 4.1.4. *The out-of-fiber-add and out-of-fiber-delete moves are inverses of each other.*

Proof. This follows from the definition of the two moves. □

Now that we have defined these two moves, we show how to use them to move between graphs in different generalized fibers having the same intersection number. As \mathbb{U}_1^n contains exactly one element, we first focus on \mathbb{U}_2^n . Note that each element in \mathbb{U}_2^n is of the form $x_{i_1|A_1}x_{i_2|A_2}$. Observe that even though a graph in \mathbb{U}_2^n can have multiple representations, the elements in $A_1 \cap A_2$ always remain the same in every representation. As noted above, a key difference between the within-fiber moves and the out-of-fiber moves is that any within-fiber move on $x_{i_1|A_1}x_{i_2|A_2}$ preserves $A_1 \cap A_2$ whereas the out-of-fiber-add and -delete increase and decrease the cardinality of $A_1 \cap A_2$, respectively. This is indeed useful when we try to explore \mathbb{U}_2^n and in general, \mathbb{U}_i^n .

Lemma 4.1.5. *Let \mathcal{U} and \mathcal{U}' be two graphs in \mathbb{U}_2^n lying in different generalized fibers. Then there exists a set of within-fiber, out-of-fiber-add and out-of-fiber-delete moves which connects \mathcal{U} with \mathcal{U}' .*

Proof. Let \mathcal{U} and \mathcal{U}' have monomial representations $x_{i_1|A_1}x_{i_2|A_2}$ and $x_{j_1|B_1}x_{j_2|B_2}$, respectively. If there does not exist any representation of \mathcal{U}' which has i_1 (similarly i_2) as source node, then we know that i_1 (similarly i_2) lies in $B_1 \cap B_2$. Thus, we can use two out-of-fiber-delete moves,

$$\begin{aligned} & x_{j_1|B_1}x_{j_2|B_2} - x_{j_1|B_1 \setminus i_1}x_{j_2|B_2} \text{ and} \\ & x_{j_1|B_1 \setminus i_1}x_{j_2|B_2} - x_{j_1|B_1 \setminus i_1}x_{j_2|B_2 \setminus i_2}, \end{aligned}$$

to reach the graph with representation $x_{j_1|B_1 \setminus i_1}x_{j_2|B_2 \setminus i_2}$. Now, as i_1 and i_2 are no longer in the intersection, we can change the representation to $x_{i_1|B_1 \cup j_1}x_{i_2|B_2 \cup j_2}$. Now, let a_1 lie in $A_1 \cap A_2$ but not in $(B_1 \cup j_1) \cap (B_2 \cup j_2)$. Without loss of generality, we can assume that a_1 lies in $B_1 \cup j_1$. We can then use the out-of-fiber-add move

$$x_{i_1|B_1 \cup j_1}x_{i_2|B_2 \cup j_2} - x_{i_1|B_1 \cup j_1}x_{i_2|B_2 \cup j_2 \cup a_1},$$

which brings a_1 in the intersection of $B_1 \cup j_1$ and $B_2 \cup j_2 \cup a_1$. Similarly, if b_1 lies in $B_1 \cap B_2$ but not in $A_1 \cap A_2$, we apply the corresponding out-of-fiber-delete move to remove b_1 from the intersection.

Continuing this process, we reach some $x_{i_1|B'_1}x_{i_2|B'_2}$ such that $A_1 \cap A_2$ is equal to $B'_1 \cap B'_2$. Once we are at this stage, we know that $x_{i_1|B'_1}x_{i_2|B'_2}$ lies in the same generalized fiber as $x_{i_1|A_1}x_{i_2|A_2}$, and hence can be reached by using the within-fiber moves from \mathcal{F} . \square

We use a similar idea as above for showing the connectivity of graphs lying in any arbitrary \mathbb{U}_m^n for $m \geq 3$.

Lemma 4.1.6. *Let \mathcal{U} and \mathcal{U}' be two graphs in \mathbb{U}_m^n with $m \geq 3$, lying in different generalized fibers. Then there exists a set of within fiber, out-of-fiber-add and delete moves which connects \mathcal{U} with \mathcal{U}' .*

Proof. Let \mathcal{U} and \mathcal{U}' have monomial representations $x_{i_1|A_1}x_{i_2|A_2} \cdots x_{i_m|A_m}$ and $x_{j_1|B_1}x_{j_2|B_2} \cdots x_{j_m|B_m}$, respectively. Without loss of generality, we can assume that i_1 lies in B_1 . If there does not exist any representation of \mathcal{U}' having i_1 as a source node, then we know that i_1 lies in at least one other B_k , i.e., in $B_1 \cap B_k$ for some $k \in \{2, \dots, m\}$. We then apply the out-of-fiber-delete move $x_{j_1|B_1}x_{j_k|B_k} - x_{j_1|B_1}x_{j_k|B_k \setminus \{i_1\}}$ to remove i_1 from the intersection. By repeating this process we can make sure that i_1 does not lie in any other B_k , and hence we can change the representation of $x_{j_1|B_1}$ to $x_{i_1|B_1 \cup j_1 \setminus \{i_1\}}$.

We can iterate this process over i_1, \dots, i_m . If, at some point in this iteration, we have $x_{i_k|B_{k'}}$ in an intermediate step with $i_l \in B_{k'}$ and not in any other B_k , then we apply a *within-fiber* move of the form $x_{j_l|B_l}x_{i_k|B_{k'}} - x_{j_l|B_l \cup i_l}x_{i_k|B_{k'} \setminus \{i_l\}}$ and change the representation of $x_{j_l|B_l}$ to $x_{i_l|B_l \cup j_l}$ to get i_l as a source node. Continuing this process, we arrive at an intermediate graph \mathcal{U}_1 whose monomial representation is of the form $x_{i_1|B'_1}x_{i_2|B'_2} \cdots x_{i_m|B'_m}$, i.e., a monomial representation of a graph having the same source nodes as \mathcal{U} . In order to reach \mathcal{U} from \mathcal{U}_1 , we pick any two cliques, say $x_{i_1|B'_1}x_{i_2|B'_2}$ and apply out-of-fiber-add and -delete moves to make $B'_1 \cap B'_2$ equal to $A_1 \cap A_2$ as in the proof of Lemma 4.1.5. Repeating this step at most $\binom{m}{2}$ times, we can move to a graph \mathcal{U}_2 whose monomial representation is $x_{i_1|\bar{B}_1}x_{i_2|\bar{B}_2} \cdots x_{i_m|\bar{B}_m}$ where $A_k \cap A_{k'}$ is equal to $\bar{B}_k \cap \bar{B}_{k'}$ for all k, k' . However, this implies that \mathcal{U} and \mathcal{U}_2 lie in the same generalized fiber and hence can be connected by a sequence of within-fiber moves. \square

We explain the above process with an example.

Example 4.1.7. Let \mathcal{U} and \mathcal{U}' be two UEC-representatives in \mathbb{U}_3^5 having monomial representations $x_{1|3}x_{2|35}x_{4|35}$ and $x_{1|2}x_{3|25}x_{4|2}$, respectively. As 3 cannot be a source node in any representation of \mathcal{U} , we first apply some out-of-fiber-delete moves on \mathcal{U} so that we can change the representation and use 3 as a source node. We apply the out-of-fiber-delete binomial $x_{1|3}x_{2|35} - x_{1|\emptyset}x_{2|35}$ on \mathcal{U} to reach the graph \mathcal{U}_1 with representation $x_{1|\emptyset}x_{2|35}x_{4|35}$. We then apply the within-fiber binomial $x_{2|35}x_{4|35} - x_{2|35}x_{4|5}$ on \mathcal{U}_1 to reach the graph \mathcal{U}_2 with representation $x_{1|\emptyset}x_{2|35}x_{4|5}$. Now we can change the representation \mathcal{U}_2 to $x_{1|\emptyset}x_{3|25}x_{4|5}$ and make 3 a source node. We then apply the within fiber move $x_{1|\emptyset}x_{3|25} - x_{1|2}x_{3|5}$ on \mathcal{U}_2 to reach \mathcal{U}_3 with representation $x_{1|2}x_{3|5}x_{4|5}$. Observe that in this step, the first terms of \mathcal{U}_3 and \mathcal{U}' are equal, i.e., $x_{1|2}$.

Now, we apply the out-of-fiber-delete move $x_{3|5}x_{4|5} - x_{3|5}x_{4|\emptyset}$ on \mathcal{U}_3 to arrive at \mathcal{U}_4 with representation $x_{1|2}x_{3|5}x_{4|\emptyset}$. From here, the only step required is to bring 2 into the second and third term. Thus, we apply the out-of-fiber-add move $x_{1|2}x_{3|5} - x_{1|2}x_{3|25}$ to reach \mathcal{U}_5 with representation $x_{1|2}x_{3|25}x_{4|\emptyset}$. Finally, we apply another out-of-fiber-add move $x_{1|2}x_{4|\emptyset} - x_{1|2}x_{4|2}$ to reach \mathcal{U}' .

4.2. Moving between UECs within different intersection numbers. So far, we have the binomials in \mathcal{F} which we use to move within any generalized fiber and then the out-of-fiber moves which we use to explore any \mathbb{U}_i^n for $1 \leq i \leq n$, i.e., the set of all graphs representing nonempty UECs that have intersection number i . However, neither the binomials in \mathcal{F} (or more generally in $\ker(\phi)$) nor the out-of-fiber moves allow us to change the intersection number when applied to any graph representation. This is due to the fact that the monomial map ϕ defined in (2) in subsection 3.1 is such that the y_i variable preserves the degree of a given monomial in the image of ϕ . Hence, in order to move between graphs having different intersection numbers, we need to define a new set of moves.

Thus, we introduce two combinatorial moves called *merge* and *split* that will allow us to move between \mathbb{U}_i^n and \mathbb{U}_{i+1}^n . The two moves are defined as follows:

Definition 4.2.1. Let \mathcal{U} be any graph in \mathbb{U}_k^n . If \mathcal{U} has a monomial representation of the form $x_{i_1|A_1}x_{i_2|A_1}x_{i_3|A_3} \cdots x_{i_k|A_k}$, then the *merge* operation ‘merges’ $x_{i_1|A_1}x_{i_2|A_1}$ into a single clique, resulting in the graph with monomial representation $x_{i_1|A_1 \cup i_2}x_{i_3|A_3} \cdots x_{i_k|A_k}$.

The graph resulting from applying *merge* to a graph with intersection number k has intersection number $k - 1$. The move can be seen in terms of a binomial as

$$x_{i_1|A_1}x_{i_2|A_1} - x_{i_1|A_1 \cup i_2}.$$

Similarly, we can increase the intersection number with the following move:

Definition 4.2.2. For \mathcal{U} in \mathbb{U}_k^n with monomial representation $x_{i_1|A_1}x_{i_2|A_2} \cdots x_{i_k|A_k}$ such that c lies in A_1 and no other A_j , the *split* operation ‘splits’ $x_{i_1|A_1}$ into two different cliques, resulting in a graph with monomial representation $x_{i_1|A_1 \setminus c}x_{c|A_1 \setminus c}x_{i_2|A_2} \cdots x_{i_k|A_k}$.

Applying the *split* operation to a graph with intersection number k necessarily produces a graph with intersection number $k + 1$. In terms of a binomial, the move can be seen as

$$x_{i_1|A_1} - x_{i_1|A_1 \setminus c}x_{c|A_1 \setminus c}.$$

The following observation follows directly from the definitions of *merge* and *split*.

Proposition 4.2.3. *The operations merge and split are inverses of each other.*

Observe that the resulting graphs obtained after using any of the moves preserve the property that $i_j \notin A_l$ for any $j, l \in [n]$, ensuring that we stay within the space of UEC-representatives.

4.3. Connecting the space of all nonempty UECs. We now show that that the within fiber and out-of-fiber moves combined with the *merge* and *split* are sufficient to traverse the entire space of UEC-representatives on a fixed number of nodes.

Theorem 4.3.1. *Let \mathbb{U}^n be the collection of all UEC-representatives on n nodes. Then for any two graphs \mathcal{U} and \mathcal{U}' in \mathbb{U}^n , there exists a sequence of within fiber, out-of-fiber, merge and/or split moves that connects \mathcal{U} and \mathcal{U}' .*

Proof. By combining Lemmas 4.1.5 and 4.1.6, we know that \mathbb{U}_k^n is connected via within fiber and out-of-fiber moves for every $k \in [n]$. Hence, it remains to show that if $\mathcal{U} \in \mathbb{U}_k^n$ and $\mathcal{U}' \in \mathbb{U}_m^n$, where $k < m$, then there is a sequence of moves taking us from \mathcal{U} to \mathcal{U}' and a sequence of moves taking us from \mathcal{U}' to \mathcal{U} . In the former case, we know that the graph \mathcal{U}^* consisting of an $(n - k + 1)$ -clique and $k - 1$ disconnected nodes is contained in \mathbb{U}_k^n . Hence, we can move from \mathcal{U} to \mathcal{U}^* via a sequence of within and/or out-of-fiber moves. Applying the *split* operation to split the $(n - k + 1)$ -clique in \mathcal{U}^* then produces a graph in \mathbb{U}_{k+1}^n . We can then iterate this procedure until we arrive at a graph in \mathbb{U}_m^n . Using within and/or out-of-fiber moves, we can eventually transform our graph to \mathcal{U}' .

For the latter case, we have already shown in Proposition 4.1.4 and 4.2.3 that the *out-of-fiber-add* and *out-of-fiber-delete* (and similarly *merge* and *split*) are inverses of each other. So, we can use the inverses of the set of moves used to reach from \mathcal{U} to \mathcal{U}' to reach from \mathcal{U}' to \mathcal{U} . \square

5. DAG-REDUCTION REPRESENTATIVES OF UECs

This section is devoted to formally presenting algorithms for the within-fiber, out-of-fiber, merge and split moves developed in Sections 3 and 4 so that they can be implemented with a feasible level of complexity. We do this by defining a new, more efficient (in terms of time and space complexity) representation of UECs (Section 5.1). We then present pseudocode for moves between UEC-representatives

in terms of these new representations, and we prove that these moves are equivalent to the moves developed in Section 4, allowing for a more efficient implementation.

In particular, by Theorem 4.3.1, we know that the moves defined in Sections 3 and 4 could be implemented on UEC-representatives to explore the space of nonempty UECs. However, the implementation of such an algorithm becomes computationally expensive as the UEC-representatives hold the information about the structure of the UEC of DAGs in an inefficient way, and hence they require more storage space. Thus, in Subsection 5.1, we define the concept of *DAG-reduction* of a UEC-representative. It is shown that each DAG-reduction corresponds to a unique UEC-representative. The motivation behind this construction is that the DAG-reduction of a UEC-representative efficiently encodes the ancestral relations among the vertices. Further, it has fewer vertices and edges compared to a UEC-representative, and hence requires less space to store. Hence, it is more efficient to implement the moves between UEC-representatives described in Sections 3 and 4 in terms of their corresponding DAG-reductions.

To this end, in Subsection 5.2, we present pseudocode defining moves `merge`, `split`, `out-del`, `out-add` and `within` on DAG-reductions and prove that they are, respectively, equivalent to the moves *merge*, *split*, *out-of-fiber-delete*, *out-of-fiber-add* and *within-fiber* defined on UEC-representatives in Sections 3 and 4. Then in Section 6 we implement an MCMC algorithm called GrUES using the moves on DAG-reductions.

5.1. DAG-reductions. In the following, we define the *DAG-reduction* of a UEC, which can be constructed in $\mathcal{O}(|V^{\mathcal{U}}|)$ time and provides an efficient representation for a UEC in the implementation in Section 6. Before we give the definition of DAG-reduction, we first introduce some necessary terminology.

For a given DAG \mathcal{D} , the *CPDAG* (also known as the *essential graph*) of \mathcal{D} is the partially directed graph having the same vertices as \mathcal{D} and edge set E where a directed edge $i \rightarrow j$ is in E if and only if $i \rightarrow j$ is present in every DAG in the Markov equivalence class of \mathcal{D} . Further, we have that an undirected edge $i - j$ is in E if and only if i and j are adjacent in every DAG in the Markov equivalence class of \mathcal{D} and there are two DAGs in the equivalence class for which this edge has opposing orientations. (For more details, see Definition 2.1 of [Andersson et al., 1997]). Note that two DAGs are Markov equivalent if and only if they have the same CPDAG, meaning that a CPDAG is a graphical representation of a Markov equivalence class. The chain components of a CPDAG \mathcal{G} are the connected subgraphs of \mathcal{G} consisting of only undirected edges. For a given CPDAG \mathcal{G} , we define a *chain component* of \mathcal{G} with respect to a vertex v to be the largest collection of vertices that are connected to v by undirected paths in \mathcal{G} . It is denoted by

$$cc_{\mathcal{G}}(v) := \{w \in V^{\mathcal{G}} : v \text{ and } w \text{ are connected by an undirected path in } \mathcal{G}\}.$$

In the literature on CPDAGs it is standard to view a chain component as a subgraph of the CPDAG, but for the purposes of our implementation it will be beneficial to view the chain components $cc_{\mathcal{G}}(v)$ as sets of nodes (which in our case correspond to complete subgraphs). Note that $cc_{\mathcal{G}}(v) = \{v\}$ whenever there are no undirected edges incident to v in \mathcal{G} . Hence, $cc_{\mathcal{G}}(v)$ is well-defined and nonempty for every node in \mathcal{G} . In particular, for a CPDAG $\mathcal{G} = (V, E)$, the collection of chain components $\{cc_{\mathcal{G}}(v) : v \in V\}$ forms a disjoint partition of the nodes V of \mathcal{G} .

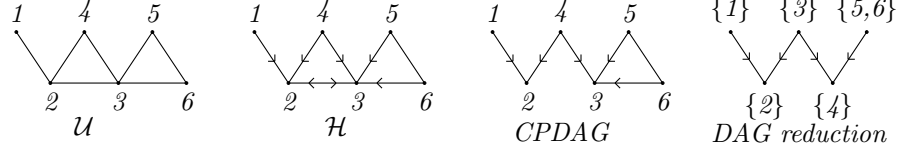


FIGURE 6. A graph $\mathcal{U} \in \mathbb{U}_3^6$ and its corresponding CPDAG and DAG-reduction. The graph \mathcal{H} is the output of Line 2 of Algorithm 5.1.1 applied to \mathcal{U} .

It is possible to associate the CPDAG of a unique Markov equivalence class to a UEC-representative. This is accomplished by the following algorithm (Algorithm 5.1.1). In the following, we say that a DAG \mathcal{D} is *maximal* in its UEC if any DAG produced by adding an edge to \mathcal{D} is not in the same UEC as \mathcal{D} . As we will see in Corollary 5.1.5, the set of all maximal DAGs in a given UEC form a unique Markov equivalence class, and this Markov equivalence class has CPDAG the output of Algorithm 5.1.1.

Algorithm 5.1.1: $\text{init_CPDAG}(\mathcal{U})$

input : Undirected graph \mathcal{U} representing a nonempty UEC
output : CPDAG \mathcal{G} of the Markov equivalence class of maximal DAGs in the UEC represented by \mathcal{U}

- 1 $\Pi := \{\pi = v - v' - v'' : \pi \text{ an induced path in } \mathcal{U}\};$
 - 2 $\mathcal{G} := \mathcal{U}$ with all $\pi \in \Pi$ oriented as v-structures $v \rightarrow v' \leftarrow v''$;
 - 3 $\mathcal{G} := \mathcal{G}$ with all bidirected edges $v \leftrightarrow w$ removed;
 - 4 **return** \mathcal{G}
-

The fact that Algorithm 5.1.1 has the desired output requires proof, which will be given in Theorem 5.1.7. However, we first use this algorithm to obtain the central object of study in this section. Using the output of Algorithm 5.1.1, we can define the DAG-reduction of a UEC-representative.

Definition 5.1.2. The *DAG-reduction* of a UEC-representative \mathcal{U} is defined as $\mathcal{D}^{\mathcal{U}} := (V, E)$, where $V := \text{cc}_{\mathcal{G}}(V^{\mathcal{G}})$,

$$E := \{\mathbf{v} \rightarrow \mathbf{w} : \mathbf{v}, \mathbf{w} \in V \text{ and there is a } v \rightarrow w \in E^{\mathcal{G}} \text{ such that } v \in \mathbf{v}, w \in \mathbf{w}\},$$

and $\mathcal{G} := \text{init_CPDAG}(\mathcal{U})$ using Algorithm 5.1.1.

Note that the sets \mathbf{v} and \mathbf{w} are chain components of the CPDAG $\mathcal{G} = \text{init_CPDAG}(\mathcal{U})$ in the definition of E in Definition 5.1.2. Hence, they are sets of vertices of \mathcal{U} , allowing us to consider vertices $v \in \mathbf{v}$ and $w \in \mathbf{w}$. We illustrate Algorithm 5.1.1 and the construction of a DAG-reduction of a UEC-representative in the following example.

Example 5.1.3. Let \mathcal{U} be the UEC-representative as seen in Figure 6. We first orient all the induced 2-paths in \mathcal{U} as v-structures. For instance, $4 - 3 - 6$ is an induced 2-path in \mathcal{U} . Hence, the edges are directed as $4 \rightarrow 3 \leftarrow 6$. Observe that

the edge $2 - 3$ gets bidirected as the induced 2-paths $2 - 3 - 5$ and $3 - 2 - 1$ are directed as $2 \rightarrow 3 \leftarrow 6$ and $3 \rightarrow 2 \leftarrow 1$, respectively. Orienting all the induced 2-paths as v-structures and removing all the bidirected edges (which is just $2 \leftrightarrow 3$ in this example) gives us the corresponding CPDAG of \mathcal{U} .

Observe that 5 and 6 are the only two vertices in \mathcal{G} that are connected by an undirected edge. This gives us that the only chain component of \mathcal{G} that is not a singleton is $\{5, 6\}$. We collapse the vertices 5 and 6 in \mathcal{G} to form the chain component $\{5, 6\}$, thereby obtaining the corresponding DAG-reduction $\mathcal{D}^{\mathcal{U}}$.

As seen in Example 5.1.3, it is essential to identify the 2-paths that are induced in \mathcal{U} by using the clique structure of \mathcal{U} . The following lemma characterizes all the v-structures of \mathcal{D} by using the minimum edge clique cover of \mathcal{U} . Recall that we use the notation $\{\mathcal{U}\}$ to denote the UEC of DAGs with UEC-representative \mathcal{U} . In the following, we will use the skeleton of a maximal DAG in $\{\mathcal{U}\}$. Let $\widehat{\mathcal{U}}$ denote the undirected graph with the same vertices as \mathcal{U} that does not contain the edge $v - w$ if and only if there exist cliques $C_1, C_2, C_3 \in \mathcal{E}^{\mathcal{U}}$ such that $v, w \in C_1$, $v \in C_2$, $w \notin C_2$, $w \in C_3$ and $v \notin C_3$. It is shown in the proof of [Markham et al., 2022b, Lemma 6] that a maximal DAG \mathcal{D} in $\{\mathcal{U}\}$ has skeleton $\widehat{\mathcal{U}}$. We will also make use of edges that are *implied by transitivity* or *partially weakly covered*, defined in the paragraph preceding Example 2.2.2.

Lemma 5.1.4. *Let $\mathcal{U} = (V, E)$ be a UEC-representative, and consider a maximal DAG $\mathcal{D} \in \{\mathcal{U}\}$. Then a path (v, x, w) is a v-structure in \mathcal{D} if and only if there exist cliques $C_1, C_2 \in \mathcal{E}^{\mathcal{U}}$ such that $v, x \in C_1$, $w \notin C_1$, $w, x \in C_2$, $v \notin C_2$, and any clique in $\mathcal{E}^{\mathcal{U}}$ containing v or w also contains x .*

Proof. Consider the unique minimum edge clique cover $\mathcal{E}^{\mathcal{U}}$ of \mathcal{U} , and recall from the proof of Lemma 2.3.5 that $\mathcal{E}^{\mathcal{U}} = \{\text{ne}_{\mathcal{U}}[m] : m \in M\}$ for a maximum independent set M of \mathcal{U} .

For the ‘only if’ direction, consider nodes v, x, w for which there are $C_1, C_2 \in \mathcal{E}^{\mathcal{U}}$ such that $v, x \in C_1$, $w \notin C_1$, $w, x \in C_2$, $v \notin C_2$, and any clique containing v or w also contains x . As v and x (and similarly w and x) are adjacent in \mathcal{U} , by Theorem 2.2.3 there exists a trek between v and x (and similarly w and x) in \mathcal{D} .

If v is the source node in the trek between v and x , then $v \rightarrow x$ is implied by transitivity in \mathcal{D} [Markham et al., 2022b, Section 2]. Hence the maximality of \mathcal{D} in $\{\mathcal{U}\}$, together with [Markham et al., 2022b, Lemma 4], implies that $v \rightarrow x \in E^{\mathcal{D}}$. If v is not a source node in the trek between v and x then $\text{pa}_{\mathcal{D}}(v) \neq \emptyset$. Moreover, as every clique in $\mathcal{E}^{\mathcal{U}}$ containing v also contains x , any clique in $\mathcal{E}^{\mathcal{U}}$ containing v and a parent of v would also contain x . So, by Theorem 2.2.3 (2), we have $\text{ma}_{\mathcal{D}}(\text{pa}(v)) \subseteq \text{ma}_{\mathcal{D}}(\text{pa}(x) \setminus \{v\})$. We conclude that $\{v, x\}$ is partially weakly covered (see [Markham et al., 2022b, Definition 3]). Hence by maximality of \mathcal{D} and [Markham et al., 2022b, Lemma 4], it follows that $v \rightarrow x$ lies in $E^{\mathcal{D}}$. By symmetry, it also follows that the edge $w \rightarrow x$ is in $E^{\mathcal{D}}$.

Since \mathcal{D} is maximal in $\{\mathcal{U}\}$, it has skeleton $\widehat{\mathcal{U}}$, and hence there cannot be an edge between v and w in \mathcal{D} . Otherwise, $v - w$ would be an edge in $\widehat{\mathcal{U}}$ such that $v, x \in C_1$ but $w \notin C_1$, $w, x \in C_2$ but $v \notin C_2$, and there is a clique $C_3 \in \mathcal{E}^{\mathcal{U}}$ containing the edge $v - w$, a contradiction by construction of $\widehat{\mathcal{U}}$. Hence, $v \rightarrow x \leftarrow w$ is a v-structure in \mathcal{D} .

Conversely, if $v \rightarrow x \leftarrow w$ is a v-structure in \mathcal{D} , then $v \in \text{an}_{\mathcal{D}}(x) \cap \text{an}_{\mathcal{D}}(v)$ and $w \in \text{an}_{\mathcal{D}}(x) \cap \text{an}_{\mathcal{D}}(w)$. Hence by (1) in Theorem 2.2.3, the edges $v - x$ and $w - x$

are in \mathcal{U} . Moreover, since $v \rightarrow x$ in \mathcal{D} , any trek between a node y of \mathcal{D} and v can be extended to a trek between y and x . Hence, by Theorem 2.2.3, if $y - v$ is in $E^{\mathcal{U}}$ then $y - x$ is in $E^{\mathcal{U}}$. Thus, any clique in $\mathcal{E}^{\mathcal{U}}$ containing v has to also contain x . By symmetry, we also have that every clique in $\mathcal{E}^{\mathcal{U}}$ containing w has to contain x . Lastly, we need to show that there exists a clique in $\mathcal{E}^{\mathcal{U}}$ containing v and x but not w , as well as a clique in $\mathcal{E}^{\mathcal{U}}$ containing w and x but not v . If v and w are not adjacent in \mathcal{U} , then we have the desired clique structure since any clique containing v has to also contain x but not w , and any clique containing w has to contain x but not v . In case $v - w$ in \mathcal{U} , we can look at the skeleton $\widehat{\mathcal{U}}$ of \mathcal{D} . Since $v \rightarrow x \leftarrow w$ is a v-structure in \mathcal{D} , the vertices v and w cannot be adjacent in $\widehat{\mathcal{U}}$. Hence, there exist cliques $C_1, C_2 \in \mathcal{E}^{\mathcal{U}}$ such that v (and hence x) lies in C_1 but $w \notin C_1$, and w (and hence x) lies in C_2 but $v \notin C_2$. \square

Lemma 5.1.4 describes the v-structures in any maximal DAG in a given UEC. Using this observation, we can then show that the maximal DAGs within a given UEC form a Markov equivalence class.

Corollary 5.1.5. *Suppose that $\mathcal{U} = (V, E)$ is a UEC-representative. Then the maximal DAGs in $\{\mathcal{U}\}$ form a Markov equivalence class.*

Proof. It follows from the proof of [Markham et al., 2022b, Lemma 6] that any two maximal DAGs in the UEC represented by \mathcal{U} have the same skeleton, $\widehat{\mathcal{U}}$. In Lemma 5.1.4, it was shown that the v-structures of a maximal DAG \mathcal{D} in $\{\mathcal{U}\}$ are independent of the choice of \mathcal{D} . Therefore, any two maximal DAGs have the same skeleton and v-structures, which means that they are Markov equivalent [Verma and Pearl, 1990]. \square

In order to use the properties of CPDAGs to our advantage, we now show that the output of Algorithm 5.1.1 when applied to a UEC-representative is indeed a CPDAG and then that it is specifically *the* CPDAG uniquely representing the Markov equivalence class of the maximal DAGs in the UEC. We further show that there is a one-to-one correspondence between any UEC-representative \mathcal{U} and the CPDAG $\text{init_CPDAG}(\mathcal{U})$. This will enable us to use versions of the moves identified for UECs in Section 4 that operate on the level of DAG-reductions, which will allow for a more efficient implementation.

Lemma 5.1.6. *Let \mathcal{U} be a UEC-representative. Then the output of $\text{init_CPDAG}(\mathcal{U})$, denoted $\mathcal{G}^{\text{init}}$, is a CPDAG.*

Proof. It suffices to show that $\mathcal{G}^{\text{init}}$ satisfies conditions (i)–(iv) of [Andersson et al., 1997, Theorem 4.1], which we do in the following paragraphs.

We start with condition (iii), assuming for a proof by contradiction that $\mathcal{G}^{\text{init}}$ contains the induced subgraph $v \rightarrow u - w$. It must be that v and w are adjacent in \mathcal{U} , otherwise the induced path (v, u, w) (by Line 2 of Algorithm 5.1.1) would necessitate the contradicting edge $u \leftarrow w$ in $\mathcal{G}^{\text{init}}$. Hence, because v, w are adjacent in \mathcal{U} but not $\mathcal{G}^{\text{init}}$, we must have the edge $v \leftrightarrow w$ after Line 2 of Algorithm 5.1.1. This implies there exists an x such that x and w are not adjacent in \mathcal{U} and (x, v, w) is an induced 2-path in \mathcal{U} . However, to avoid the induced 2-path x, v, u in \mathcal{U} (which would contradict $v \rightarrow u$ after Line 2) we must also have that x and u are adjacent in \mathcal{U} . Furthermore, to avoid the induced 2-path x, u, w in \mathcal{U} (which would contradict $u - w$ after Line 2), we must have that x and w are adjacent, resulting in a contradiction. Thus, $\mathcal{G}^{\text{init}}$ cannot contain the induced subgraph $v \rightarrow u - w$.

For condition (i), it suffices to show that $\mathcal{G}^{\text{init}}$ contains no partially directed cycles. For a proof by contradiction, assume that it does contain a partially directed cycle. By condition (iii), it suffices to consider three cases here, 3-cycles of the form (1) $v - u - w$ with $v \rightarrow w$, or (2) $v \rightarrow u - w$ with $v \leftarrow w$ or (3) fully directed k -cycles (possibly with $k > 3$). For (1), we will show the stronger property that if $v - u, u - w$ are in $\mathcal{G}^{\text{init}}$, then $v - w$ is in $\mathcal{G}^{\text{init}}$. Since $v - u$ does not get directed in Line 2 of Algorithm 5.1.1, it must be that $v - w \in E^{\mathcal{U}}$. In order to prove the claim by contradiction, let us assume that $v - w$ gets bidirected in Line 2 of Algorithm 5.1.1 and hence removed in Line 3. Then, there must exist x, z such that $x - v$ where x is not adjacent to w , and $w - z$ where v is not adjacent to z , in \mathcal{U} , i.e., $(x, v, w), (v, w, z)$ are induced paths. Moreover, it cannot be that (x, v, u) forms an induced path in \mathcal{U} because then Line 2 of Algorithm 5.1.1 would direct $v \rightarrow u$; hence $x - u$ in \mathcal{U} . Similarly, the path (x, u, w) cannot be induced in \mathcal{U} , again because $u - w$ would get directed in Line 2 of Algorithm 5.1.1. But x and w cannot be adjacent in \mathcal{U} , which leads to a contradiction. For (2), there must exist a vertex x (resp. z) such that (v, u, x) (resp. (z, v, w)) forms an induced path in \mathcal{U} so that the edge $v \rightarrow u$ (resp. $v \leftarrow w$) gets directed in Line 2 of Algorithm 5.1.1. Additionally, since $u - w$ does not get directed in Line 2 of Algorithm 5.1.1, it must be that x and w are adjacent in \mathcal{U} , i.e., (x, u, w) is not an induced path. Similarly, $x - w - v$ cannot be an induced path in \mathcal{U} because Line 2 of Algorithm 5.1.1 would introduce direction $v \rightarrow w$; hence $v - x$ in \mathcal{U} , contradicting that (v, u, x) is an induced path. For (3), assume that $v \rightarrow u \rightarrow w$ and $w \rightarrow v$ in $\mathcal{G}^{\text{init}}$. Then, arguing as in the previous lines, there exists x such that (x, v, w) is an induced path in \mathcal{U} (so that $v \leftarrow w$ gets directed), but (x, v, u) is not an induced path in \mathcal{U} (because Line 2 of Algorithm 5.1.1 would direct $v - u$ in the wrong direction), hence $x - u$ is an edge in \mathcal{U} . Since x is not adjacent to w in \mathcal{U} , (x, u, w) is an induced path, directing the edge between u and w in the wrong direction in Line 2 of Algorithm 5.1.1, a contradiction.

For condition (ii), it suffices to show that the subgraph induced by considering only undirected edges of $\mathcal{G}^{\text{init}}$ is chordal. As in the proof of condition (i), (1), every undirected 2-path in $\mathcal{G}^{\text{init}}$ is part of an undirected 3-cycle, and hence there are no k -cycles for $k > 3$.

Lastly, for condition (iv), we have that all directed edges in $\mathcal{G}^{\text{init}}$ are strongly protected (namely, they are in configuration (b) of [Andersson et al., 1997, Definition 3.3]), following from the fact that Line 2 of Algorithm 5.1.1 only directs edges into v-structures and the fact that Line 3 maintains this property while removing bidirected edges. That is, for every induced subgraph of the form $x \rightarrow v \leftrightarrow w$ after Line 2, there exists an m such that $x \rightarrow v \leftarrow m$ is preserved as an induced subgraph after Line 3. Namely, this m is part of a maximum independent set that defines $\mathcal{E}^{\mathcal{U}}$, the unique minimum edge clique cover of \mathcal{U} (see Theorem 2.3.4, Lemma 2.3.5, and Definition 2.3.6 along with the sentence following it). Specifically, observe that (x, v, w) is an induced path in \mathcal{U} , meaning we have cliques $C_1, C_2 \in \mathcal{E}^{\mathcal{U}}$ such that $x, v \in C_1$ but $w \notin C_1$ and $v, w \in C_2$ but $x \notin C_2$. Hence, there must be an $m \in C_2$ that is part of a maximum independent set in \mathcal{U} , giving us that (x, v, m) is an induced path in \mathcal{U} and that there exists no induced path (u, m, u') in \mathcal{U} . Thus, $x \rightarrow v \leftarrow m$ remains as an induced subgraph after Line 3. \square

Theorem 5.1.7. *Let \mathcal{U} be a UEC-representative. Then the output of `init_CPDAG`(\mathcal{U}), denoted $\mathcal{G}^{\text{init}}$, is the unique CPDAG corresponding to the maximal DAGs in the UEC $\{\mathcal{U}\}$.*

Proof. Having shown in Lemma 5.1.6 that $\mathcal{G}^{\text{init}}$ is indeed a CPDAG, it suffices here to show that $\mathcal{G}^{\text{init}}$ has the same skeleton and v-structures as (and is thus identical to) the unique CPDAG $\mathcal{G}^{\mathcal{U}}$ representing the MEC of maximal DAGs in \mathcal{U} . Note that $\mathcal{G}^{\mathcal{U}}$ is well-defined and unique, by Corollary 5.1.5, and that according to Definition 2.3.6, we make use of the unique minimum edge clique cover $\mathcal{E}^{\mathcal{U}} = \{C_m : m \in M\}$ of \mathcal{U} , where M is a maximum independent set of \mathcal{U} and $C_m := \text{ne}_{\mathcal{U}}[m]$ is the closed neighborhood of m in \mathcal{U} .

CPDAGs must have the same skeleton as DAGs to which they are Markov equivalent, so we know that $\mathcal{G}^{\mathcal{U}}$ has skeleton $\widehat{\mathcal{U}}$. Furthermore, $\widehat{\mathcal{U}}$ and the skeleton of $\mathcal{G}^{\text{init}}$ are both subgraphs of \mathcal{U} , i.e., they are both constructed from \mathcal{U} by removing certain edges. Hence, it suffices to show that for each edge $v - w \in E^{\mathcal{U}}$, we have that $v - w$ is not in $\widehat{\mathcal{U}}$ if and only if it is not in the skeleton of $\mathcal{G}^{\text{init}}$.

To see this, suppose that v and w are adjacent in \mathcal{U} but not in the skeleton of $\mathcal{G}^{\text{init}}$. This means that the edge between v and w was bidirected in Line 2 of Algorithm 5.1.1. Hence there are two induced 2-paths (s, v, w) and (v, w, t) in \mathcal{U} . Since all edges must be in some clique of $\mathcal{E}^{\mathcal{U}}$, it follows that $v, w \in C_1$, $s, v \in C_2$, $w \notin C_2$, $w, t \in C_3$ and $v \notin C_3$, for some $C_1, C_2, C_3 \in \mathcal{E}^{\mathcal{U}}$. It follows that $v - w$ gets removed from \mathcal{U} when producing $\widehat{\mathcal{U}}$.

Conversely, $\widehat{\mathcal{U}}$ is produced by removing any edge in \mathcal{U} for which there exist $C_1, C_2, C_3 \in \mathcal{E}^{\mathcal{U}}$ such that $v, w \in C_1$, $v \in C_2$, $w \notin C_2$, $w \in C_3$ and $v \notin C_3$. It follows that there exist $s \in C_2$, not adjacent to w , and $t \in C_3$, not adjacent to v . Thus, there are two induced 2-paths (s, v, w) and (v, w, t) in \mathcal{U} , which implies that the edge $v - w$ is removed in Line 3 of Algorithm 5.1.1 while producing $\mathcal{G}^{\text{init}}$.

CPDAGs must also have the same v-structures as the DAGs to which they are Markov equivalent. This means that Lemma 5.1.4 characterizes the v-structures of $\mathcal{G}^{\mathcal{U}}$. Hence, it suffices to show that a path (v, x, w) in $\mathcal{G}^{\text{init}}$ is a v-structure if and only if there exist cliques $C_1, C_2 \in \mathcal{E}^{\mathcal{U}}$ such that $v, x \in C_1$, $w \notin C_1$, $w, x \in C_2$, $v \notin C_2$, and every clique in $\mathcal{E}^{\mathcal{U}}$ containing v or w also contains x . The ‘if’ direction follows from Line 2 of Algorithm 5.1.1: in case v and w are not adjacent in \mathcal{U} , then the (induced) path is directed into a v-structure, and the property that every clique containing v or w also contains x ensures that the v-structure remains after Line 3; in case v and w are adjacent in \mathcal{U} , then the argument used in the proof of condition (iv) in Lemma 5.1.6 can be applied—that is, there must be an m in C_1 but not C_2 and an m' in C_2 but not C_1 such that there are induced paths (v, x, m') and (w, x, m) in \mathcal{U} which (along with the path (v, x, w)) become v-structures in $\mathcal{G}^{\text{init}}$. The ‘only if’ direction follows from Line 3: every v-structure created by Line 2 corresponds to a path (v, x, w) for which there exist cliques $C_1, C_2 \in \mathcal{E}^{\mathcal{U}}$ such that $v, x \in C_1$, $w \notin C_1$, $w, x \in C_2$, and $v \notin C_2$; then, if there exists a clique in $\mathcal{E}^{\mathcal{U}}$ containing v (resp. w) but not containing x , the edge between v (resp. w) is bidirected by Line 2 and then removed by Line 3, so that (v, x, w) is not a path in $\mathcal{G}^{\text{init}}$. \square

The following corollary is immediate from Theorem 5.1.7.

Corollary 5.1.8. *There is a bijection between the set of UEC-representatives on n nodes \mathbb{U}^n and the set of CPDAGs*

$$\mathbb{G}^n = \{\text{init_CPDAG}(\mathcal{U}) \mid \mathcal{U} \in \mathbb{U}^n\};$$

Namely, the map

$$f : \mathbb{U}^n \longrightarrow \mathbb{G}^n; \quad f : \mathcal{U} \longmapsto \text{init_CPDAG}(\mathcal{U})$$

is a bijection.

The bijection identified in Corollary 5.1.8 naturally extends to a bijection between UEC-representatives and DAG-reductions.

Lemma 5.1.9. *Let \mathbb{D}^n denote the space of all the DAG-reductions obtained from the undirected graphs in \mathbb{U}^n . Then, there is a bijection between the spaces \mathbb{U}^n and \mathbb{D}^n .*

Proof. With the help of the bijection identified in Corollary 5.1.8, it suffices to show that the procedure for constructing $\mathcal{D}^{\mathcal{U}}$ from $\mathcal{G} = \text{init_CPDAG}(\mathcal{U})$ in Definition 5.1.2 is injective. (Note that the surjection follows from the definitions of \mathbb{U}^n , \mathbb{G}^n and \mathbb{D}^n since \mathbb{D}^n is defined to be the image of \mathbb{G}^n , the space of all CPDAGs of the Markov equivalence classes of maximal DAGs in the UECs with UEC-representatives in \mathbb{U}^n .) Injectivity follows from the fact that different Markov equivalence classes have different CPDAGs. These CPDAGs differ in either their chain components or their directed edges. If two distinct UECs $\{\mathcal{U}\}, \{\mathcal{U}'\}$ have associated Markov equivalence classes of maximal DAGs with CPDAGs $\mathcal{G} = \text{init_CPDAG}(\mathcal{U})$ and $\mathcal{G}' = \text{init_CPDAG}(\mathcal{U}')$ having different chain components (with respect to vertices) then the DAG-reductions \mathcal{D} and \mathcal{D}' will have different vertex sets and hence be distinct.

Now consider the case that \mathcal{D} and \mathcal{D}' have the same vertex sets. The characterization of CPDAGs of Markov equivalence classes in [Andersson et al., 1997, Theorem 4.1] implies that the CPDAGs, \mathcal{G} and \mathcal{G}' for the UECs $\{\mathcal{U}\}$ and $\{\mathcal{U}'\}$ must differ in their sets of directed edges. For the sake of contradiction, we suppose that \mathcal{G} and \mathcal{G}' are distinct but that $\mathcal{D} = \mathcal{D}'$. It follows that there must be two distinct vertices \mathbf{v}, \mathbf{w} of $\mathcal{D} = \mathcal{D}'$ for which there exist $v, v' \in \mathbf{v}$ and $w, w' \in \mathbf{w}$ such that $v \rightarrow w \in E^{\mathcal{G}}$ and $v' \rightarrow w' \in E^{\mathcal{G}'}$. By Definition 5.1.2 this would allow \mathcal{G} and \mathcal{G}' to have different directed edges while having $\mathcal{D} = \mathcal{D}'$. However, we claim that $v' \rightarrow w' \in E^{\mathcal{G}}$ and $v \rightarrow w \in E^{\mathcal{G}'}$. If not, we would have in \mathcal{G} either the induced path $v \rightarrow w - w'$ or the triangle $v \rightarrow w - w' - v$. Since \mathcal{G} is the CPDAG of a Markov equivalence class, the former case is not possible by the characterization of CPDAGs in [Andersson et al., 1997, Theorem 4.1]. Hence, we would have to be in the latter case. However, this case implies that $w, w' \in cc_{\mathcal{G}}(v) = \mathbf{v}$. Thus, $\mathbf{v} = \mathbf{w}$, a contradiction to the assumption that \mathbf{v} and \mathbf{w} are distinct vertices of $\mathcal{D} = \mathcal{D}'$. Therefore, it must be the case that $v' \rightarrow w' \in E^{\mathcal{G}}$ and $v \rightarrow w \in E^{\mathcal{G}'}$. Since \mathbf{v} and \mathbf{w} were chosen arbitrarily, it follows that \mathcal{G} and \mathcal{G}' have the same set of directed edges. Since \mathcal{D} and \mathcal{D}' have the same vertex sets (as they are assumed to be equal), it also follows that \mathcal{G} and \mathcal{G}' have the same chain components. Hence, $\mathcal{G} = \mathcal{G}'$, a contradiction. Thus, we conclude that injectivity holds. \square

Now that we have established a bijection between UEC-representatives and DAG-reductions, we can translate the moves for traversing UEC-representatives developed in Sections 3 and 4 to moves on DAG-reductions. This will allow for a more efficient

implementation of search algorithms based on these moves, such as that presented in Section 6.

5.2. Traversing the space of DAG-reductions. The bijection in Lemma 5.1.9 means that exploring the space of nonempty UECs is analogous to exploring the space of their corresponding DAG-reductions. Thus it is natural to look at the DAG-reduction analogue of the moves defined in Section 4. We define the *merge* and *split* operations on DAG-reductions with Algorithms 5.2.1 and 5.2.2.

Algorithm 5.2.1: merge(\mathcal{D})

input : DAG-reduction \mathcal{D} of UEC-representative \mathcal{U} with $\alpha(\mathcal{U}) = k$
output : DAG-reduction \mathcal{D}' of UEC-representative \mathcal{U}' with $\alpha(\mathcal{U}') = k - 1$

- 1 $\mathcal{D}' := \mathcal{D}$;
- 2 pick source nodes $\mathbf{s}, \mathbf{s}' \in V^{\mathcal{D}'}$ such that $|\mathbf{s}| = |\mathbf{s}'| = 1$ and $\text{ch}_{\mathcal{D}'}(\mathbf{s}) = \text{ch}_{\mathcal{D}'}(\mathbf{s}')$;
- 3 $\mathbf{s} := \mathbf{s} \cup \mathbf{s}'$;
- 4 **for** $\mathbf{c}' \in \text{ch}_{\mathcal{D}'}(\mathbf{s}) \cap \text{ch}_{\mathcal{D}'}(\mathbf{s}')$ such that $|\text{pa}_{\mathcal{D}'}(\mathbf{c}')| = 2$ **do**
- 5 $\mathbf{s} := \mathbf{s} \cup \mathbf{c}'$;
- 6 remove node \mathbf{c}' from $V^{\mathcal{D}'}$;
- 7 remove node \mathbf{s}' from $V^{\mathcal{D}'}$;
- 8 **return** \mathcal{D}'

Algorithm 5.2.2: split(\mathcal{D})

input : DAG-reduction \mathcal{D} of UEC-representative \mathcal{U} with $\alpha(\mathcal{U}) = k$
output : DAG-reduction \mathcal{D}' of UEC-representative \mathcal{U}' with $\alpha(\mathcal{U}') = k + 1$

- 1 $\mathcal{D}' := \mathcal{D}$;
- 2 pick source node $\mathbf{s} \in V^{\mathcal{D}'}$ such that $|\mathbf{s}| \geq 2$;
- 3 pick $v, w \in \mathbf{s}$;
- 4 add node $\mathbf{v} := \{v\}$ to $V^{\mathcal{D}'}$;
- 5 $\mathbf{s} := \mathbf{s} \setminus \{v\}$;
- 6 **if** $|\mathbf{s}| = 1$ **then**
- 7 **for** $\mathbf{c} \in \text{ch}_{\mathcal{D}'}(\mathbf{s})$ **do**
- 8 add edge $\mathbf{v} \rightarrow \mathbf{c}$ to $E^{\mathcal{D}'}$;
- 9 **else**
- 10 add node $\mathbf{w} := \{w\}$ to $V^{\mathcal{D}'}$;
- 11 $\mathbf{s} := \mathbf{s} \setminus \{w\}$;
- 12 **for** $\mathbf{c} \in \text{ch}_{\mathcal{D}'}(\mathbf{s})$ **do**
- 13 add edge $\mathbf{w} \rightarrow \mathbf{c}$ to $E^{\mathcal{D}'}$;
- 14 add edges $\mathbf{w} \rightarrow \mathbf{s}$, $\mathbf{v} \rightarrow \mathbf{s}$ to $E^{\mathcal{D}'}$;
- 15 **return** \mathcal{D}'

Analogous to the operations *merge* and *split* defined for UEC-representatives, the DAG-reduction versions are inverse operations.

Algorithm 5.2.3: algebraic(\mathcal{D})

```

input      : DAG-reduction  $\mathcal{D}$  of UEC-representative  $\mathcal{U}$ 
output    : DAG-reduction  $\mathcal{D}'$  of UEC-representative  $\mathcal{U}'$  with  $\alpha(\mathcal{U}) = \alpha(\mathcal{U}')$ 
              but different monomial representation
parameter: fiber  $\in \{\text{within}, \text{out\_add}, \text{out\_del}\}$ , whether the algebraic
              move is within the fiber, out of the fiber by adding edges to  $\mathcal{U}$ ,
              or out of the fiber by deleting edges from  $\mathcal{U}$ 

1   $\mathcal{D}' := \mathcal{D}$ ;
2  if fiber = out_del then
3  |   pick child node  $\mathbf{t} \in V^{\mathcal{D}'}$ ;
4  |   pick node  $\mathbf{s} \in \text{ma}_{\mathcal{D}'}(\mathbf{t})$ ;
5  |    $\mathbf{T} := \text{ma}_{\mathcal{D}'}(\mathbf{t}) \setminus \{\mathbf{s}\}$ ;
6  else
7  |   pick source nodes  $\mathbf{s}, \mathbf{s}' \in V^{\mathcal{D}'}$  such that  $|\mathbf{s}| \geq 2$  or  $\text{ch}_{\mathcal{D}'}(\mathbf{s}) \setminus \text{ch}_{\mathcal{D}'}(\mathbf{s}') \neq \emptyset$ ;
8  |   pick  $\mathbf{t} \in \{\mathbf{s}\} \cup (\text{ch}_{\mathcal{D}'}(\mathbf{s}) \setminus \text{ch}_{\mathcal{D}'}(\mathbf{s}'))$  such that  $|\mathbf{t}| \geq 2$  or  $\text{pa}_{\mathcal{D}'}(\mathbf{t}) \neq \emptyset$ ;
9  |   if fiber = out_add then
10 |   |    $\mathbf{T} := \{\mathbf{s}'\} \cup \text{ma}_{\mathcal{D}'}(\mathbf{t})$ ;
11 |   else // fiber = within
12 |   |    $\mathbf{T} := \{\mathbf{s}'\} \cup \text{ma}_{\mathcal{D}'}(\mathbf{t}) \setminus \{\mathbf{s}\}$ ;
13 |   pick  $v \in \mathbf{t}$ ;
14 |   if there exists  $\mathbf{t}' \in V^{\mathcal{D}'}$  such that  $\text{ma}_{\mathcal{D}'}(\mathbf{t}') = \mathbf{T}$  then
15 |   |    $\mathbf{t}' := \mathbf{t}' \cup \{v\}$ ;
16 |   else
17 |   |    $\mathbf{t}' := \{v\}$ ;
18 |   |    $\mathbf{P} := \{\mathbf{p} \in V^{\mathcal{D}'} : \text{ma}_{\mathcal{D}'}(\mathbf{p}) \subsetneq \mathbf{T}\}$ ;
19 |   |    $\mathbf{C} := \{\mathbf{c} \in V^{\mathcal{D}'} : \text{ma}_{\mathcal{D}'}(\mathbf{c}) \supsetneq \mathbf{T}\}$ ;
20 |   |   for  $\mathbf{p} \in \mathbf{P}$  do
21 |   |   |   add edge  $\mathbf{p} \rightarrow \mathbf{t}'$  to  $E^{\mathcal{D}'}$ ;
22 |   |   for  $\mathbf{c} \in \mathbf{C}$  do
23 |   |   |   add edge  $\mathbf{t}' \rightarrow \mathbf{c}$  to  $E^{\mathcal{D}'}$ ;
24 |    $\mathbf{t} := \mathbf{t} \setminus \{v\}$ ;
25 |   if  $\mathbf{t} = \emptyset$  then
26 |   |   delete node  $\mathbf{t}$  from  $V^{\mathcal{D}'}$ ;
27 return  $\mathcal{D}'$ 

```

Lemma 5.2.4. *The operations merge and split introduced in Algorithms 5.2.1 and 5.2.2 are inverse operations; i.e., for any DAG \mathcal{D} ,*

$$\text{merge}(\text{split}(\mathcal{D})) = \text{split}(\text{merge}(\mathcal{D})) = \mathcal{D}$$

for suitable choices of source nodes in Line 2 of Algorithm 5.2.1 and 5.2.2, respectively.

Proof. Let $\mathcal{D}_{\text{split}(\mathcal{D})}$ be the output of Algorithm 5.2.2 split(\mathcal{D}), and consider the node $\mathbf{s} \in V^{\mathcal{D}_{\text{split}(\mathcal{D})}}$ selected in Line 2, the node $\mathbf{v} \in V^{\mathcal{D}_{\text{split}(\mathcal{D})}}$ constructed in Line 4 and \mathbf{w} that may or may not be a node of $\mathcal{D}_{\text{split}(\mathcal{D})}$, introduced in Line 10 of Algorithm 5.2.2. We will first show that the output of merge($\mathcal{D}_{\text{split}(\mathcal{D})}$) is \mathcal{D} ,

whenever the node \mathbf{s}' we select in Line 2 of Algorithm 5.2.1 is equal to $\mathbf{v} \in V^{\mathcal{D}_{\text{split}(\mathcal{D})}}$ selected in Algorithm 5.2.2, and the node \mathbf{s} we select in Algorithm 5.2.1 is equal to \mathbf{w} , if \mathbf{w} is indeed a node of $\mathcal{D}_{\text{split}(\mathcal{D})}$, and \mathbf{s} otherwise. To show this, we will prove (i) that each of the chain components \mathbf{s}, \mathbf{s}' identified above consist of a single node in $V^{\mathcal{U}}$ and (ii) that their children sets in $\mathcal{D}_{\text{split}(\mathcal{D})}$ coincide.

Notice that (i) follows by lines 4, 6 and 10 of Algorithm 5.2.2. For (ii), if $|\mathbf{s}| = 1$ then $\text{ch}_{\mathcal{D}_{\text{split}(\mathcal{D})}}(\mathbf{v})$ is defined as $\text{ch}_{\mathcal{D}_{\text{split}(\mathcal{D})}}(\mathbf{s})$ in Lines 7 and 8 of Algorithm 5.2.2. Otherwise, the node \mathbf{w} is added in $V^{\mathcal{D}_{\text{split}(\mathcal{D})}}$ in Line 10, and in Line 14 we have that $\text{ch}_{\mathcal{D}_{\text{split}(\mathcal{D})}}(\mathbf{v}) = \text{ch}_{\mathcal{D}_{\text{split}(\mathcal{D})}}(\mathbf{w}) = \{\mathbf{s}\}$. Therefore, Algorithm 5.2.1 can indeed be applied for the selected sets \mathbf{s}, \mathbf{s}' described above.

Let \mathcal{D}' be the output of Algorithm 5.2.1 applied on $\mathcal{D}_{\text{split}(\mathcal{D})}$. To see that \mathcal{D} and \mathcal{D}' coincide, notice that $V^{\mathcal{D}_{\text{split}(\mathcal{D})}} = V^{\mathcal{D}} \cup \{\mathbf{v}\}$, if $|\mathbf{s}| = 1$ in Line 6 of Algorithm 5.2.2, and $V^{\mathcal{D}_{\text{split}(\mathcal{D})}} = V^{\mathcal{D}} \cup \{\mathbf{v}, \mathbf{w}\}$, otherwise. In the first case, the node \mathbf{s}' is removed in Line 7 of Algorithm 5.2.1. Hence $V^{\mathcal{D}_{\text{split}(\mathcal{D})}} = V^{\mathcal{D}'}$, since no other node gets removed in Line 4 of Algorithm 5.2.1. Moreover, by Lines 4, 5 of Algorithm 5.2.2 and Line 3 (Line 4 does not affect \mathbf{s} in this case) of Algorithm 5.2.1, the nodes in the chain component \mathbf{s} are the same in both DAGs. On the other hand, if $\mathbf{w} \in V^{\mathcal{D}_{\text{split}(\mathcal{D})}}$, then the node $\mathbf{v} = \mathbf{s}'$ gets removed in Line 7 of Algorithm 5.2.1, while the node \mathbf{w} gets removed in Line 6 of Algorithm 5.2.1 as a common child of \mathbf{s} and \mathbf{s}' . Furthermore, all edges added through Algorithm 5.2.2 on \mathcal{D} are attached to one node that gets removed when applying Algorithm 5.2.1 to $\mathcal{D}_{\text{split}(\mathcal{D})}$. Hence we further have that $E^{\mathcal{D}'} = E^{\mathcal{D}}$.

Let us now consider the DAGs arising by applying `merge` and `split` in the opposite order. Let $\mathcal{D}_{\text{merge}(\mathcal{D})}$ denote the output of Algorithm 5.2.1 on \mathcal{D} and let \mathcal{D}' be the output of Algorithm 5.2.2 on $\mathcal{D}_{\text{merge}(\mathcal{D})}$. The choice of nodes for Lines 2, 3 in Algorithm 5.2.2 is as follows. Firstly, we select \mathbf{s} as in the output $\mathcal{D}_{\text{merge}(\mathcal{D})}$ of Algorithm 5.2.1; Lines 2 and 3 of Algorithm 5.2.1 ensure that $|\mathbf{s}| \geq 2$. Furthermore, we select \mathbf{v} so as to have $\mathbf{s}' = \{v\}$ in \mathcal{D} ; note that this is possible by Lines 2 and 3 of Algorithm 5.2.1. Similarly, if $|\mathbf{s}| > 2$ then we pick w so as to have $\mathbf{s} = \{w\}$ in \mathcal{D} ; otherwise the selection of w is not restricted. Comparing the sets $V^{\mathcal{D}}$ and $V^{\mathcal{D}'}$ as well as $E^{\mathcal{D}}$ and $E^{\mathcal{D}'}$ as before, we get equality between \mathcal{D} and \mathcal{D}' and the lemma follows. \square

Just as in the case of the *within-fiber* move for UEC-representatives, the DAG-reduction version serves as its own inverse. The DAG-reduction analogues of `out_add` and `out_del` are inverse operations.

Lemma 5.2.5. *The operation `within` introduced in Algorithm 5.2.3 (namely, algebraic applied with parameter `fiber := within`) is its own inverse, for suitable choice of source nodes on the second application, i.e., $\mathcal{D} = \text{within}(\text{within}(\mathcal{D}))$.*

Proof. Let \mathcal{D}' be the output of `within`(\mathcal{D}), and consider the corresponding nodes $\mathbf{s}_{\mathcal{D}}, \mathbf{s}'_{\mathcal{D}}$ and $\mathbf{t}_{\mathcal{D}}$ picked in Lines 7 and 8 and the set $\mathbf{T}_{\mathcal{D}}$ in Line 12 of Algorithm 5.2.3. Then \mathcal{D} is recovered by applying `within`(\mathcal{D}') and picking $\mathbf{s}_{\mathcal{D}'} = \mathbf{t}_{\mathcal{D}'} = \mathbf{t}'_{\mathcal{D}}$ so that $\mathbf{T}_{\mathcal{D}'} = \text{ma}(\mathbf{t}_{\mathcal{D}})$, i.e., the first application of the algorithm moved $v \in \mathbf{t}_{\mathcal{D}}$ to $\mathbf{t}'_{\mathcal{D}} = \mathbf{t}_{\mathcal{D}'}$ (possibly creating the node if it did not already exist in \mathcal{D} and possibly deleting the node $\mathbf{t}_{\mathcal{D}}$ if it had cardinality 1) and the second application moved it back (again possibly creating the node if it did not already exist in \mathcal{D}' possibly deleting the node $\mathbf{t}'_{\mathcal{D}}$ if it had cardinality 1). \square

Lemma 5.2.6. *The operations `out_add` and `out_del` introduced in Algorithm 5.2.3 (namely, algebraic applied with parameter fiber respectively set to `out_add` or `out_del`) are inverse operations; i.e., for any DAG \mathcal{D} ,*

$$\text{out_add}(\text{out_del}(\mathcal{D})) = \text{out_del}(\text{out_add}(\mathcal{D})) = \mathcal{D}$$

for suitable choices of source nodes in the second application.

Proof. This proof follows a similar argument to the previous proof, because all three moves share the same basic operations defined in Lines 13–26 and differ only in how they construct the set \mathbf{T} . The move $\mathcal{D}' = \text{out_del}(\mathcal{D})$ moves a node v from its (non-source) chain component \mathbf{t} into a \mathbf{t}' whose maximal ancestor set differs from \mathbf{t} only by $\mathbf{t}' = \mathbf{t} \setminus \mathbf{s}$ (i.e., the only change in the corresponding undirected graph is to delete edges between v and \mathbf{s}). The move $\mathcal{D} = \text{out_add}(\mathcal{D}')$ recovers \mathcal{D} by (like in the previous proof) picking $\mathbf{s}_{\mathcal{D}'} = \mathbf{t}_{\mathcal{D}'} = \mathbf{t}'_{\mathcal{D}'}$ and $\mathbf{s}'_{\mathcal{D}'} = \mathbf{s}_{\mathcal{D}'}$, which moves v back to $\mathbf{t}_{\mathcal{D}}$ (i.e., the only change in the corresponding undirected graph is to add edges between v and $\mathbf{s}_{\mathcal{D}}$). $\mathcal{D}' = \text{out_del}(\text{out_add}(\mathcal{D}))$ follows similarly. \square

Now that we have defined DAG-reduction analogues of our moves on UEC-representatives, we show that they are indeed equivalent to the corresponding moves defined in Sections 3 and 4. In order to do this, we first characterize some structural properties of CPDAGs and DAG-reductions of UEC-representatives in terms of the monomial representations of the UEC-representatives.

Lemma 5.2.7. *Let \mathcal{U} be a UEC-representative and $x_{i_1|A_1}x_{i_2|A_2}\cdots x_{i_k|A_k}$ be any monomial representation of \mathcal{U} . Let $A'_j = A_j \cup i_j$ for $j \in [k]$. The CPDAG $\mathcal{G} := \text{init_CPDAG}(\mathcal{U})$ of \mathcal{U} , has the following properties:*

- (1) *An edge $a - b$ in \mathcal{U} is an undirected edge of \mathcal{G} if and only if a and b are such that a lies in A'_j if and only if b lies in A'_j , for any $j' \in [k]$.*
- (2) *An edge $a - b$ in \mathcal{U} gets bidirected in Algorithm 5.1.1 (and hence gets removed) if and only if $a \in A_{j_1} \cap A_{j_2}$ and $b \in A_{j_2} \cap A_{j_3}$, for $j_1, j_2, j_3 \in [k]$ such that $j_1 \neq j_3$.*
- (3) *An edge $a - b$ in \mathcal{U} is directed as $a \rightarrow b$ in \mathcal{G} if and only if $\text{ne}[a] \subsetneq \text{ne}[b]$.*

Proof. For (1), the only way that the edge $a - b$ forms an induced 2-path (or gets bidirected) is if there exists a vertex c which is adjacent to a and not b or vice versa. However, as any vertex that is adjacent to a is also adjacent to b (as both a and b lie in same A'_j s), $a - b$ remains undirected in \mathcal{G} .

Similarly, if $a - b$ is undirected in \mathcal{G} , then any vertex that is adjacent to a is also adjacent to b and vice versa. This implies that a lies in A'_j if and only if b lies in A'_j for all $j \leq k$.

For (2), if $a \in A_{j_1} \cap A_{j_2}$ and $b \in A_{j_2} \cap A_{j_3}$, then there exist some $c \in A'_{j_1}$ and $d \in A'_{j_3}$ such that c is adjacent to a and not b , and d is adjacent to b and not a . This implies that $\{c - a - b\}$ and $\{a - b - d\}$ form induced 2-paths, which makes $a - b$ bidirected.

For (3), Note that here $a \in \text{ne}[a]$. As $\text{ne}[a] \subsetneq \text{ne}[b]$, there exists some $c \in \text{ne}[b] \setminus \text{ne}[a]$ such that c is adjacent to b but not a . This forms the induced 2-path $\{a - b - c\}$, which directs the edge $a - b$ in \mathcal{U} as $a \rightarrow b$ in \mathcal{G} . On the other hand, there does not exist any d which is adjacent to a and not b , which could create an induced 2-path of the form $\{d - a - b\}$. Hence, the edge $a - b$ gets directed as $a \rightarrow b$ but does not get bidirected. The argument can be followed in the reverse direction for the ‘only if’ part. \square

We use the properties stated in Lemma 5.2.7 to express the DAG-reduction of $\mathcal{U} \in \mathbb{U}^n$ as a lattice. Note that this structure is independent of the choice of monomial representation of \mathcal{U} . In the following corollary, we use the term *level* of a node to refer to the rank of the node in the transitive reduction of the lattice.

Corollary 5.2.8. *Let \mathcal{U} be a UEC-representative and $x_{i_1|A_1}x_{i_2|A_2}\cdots x_{i_k|A_k}$ be any monomial representation of \mathcal{U} . Also let $A'_j = A_j \cup i_j$ for $j \in [k]$ and \mathcal{D} be the corresponding DAG reduction. Then \mathcal{D} is equivalent to a lattice with at most k levels where each level has the following properties:*

- (1) *The first level contains k source nodes, each a chain component of the form $\{i_m \cup A_m \setminus \cup_{j \neq m} A_j\}$, for $m \in [k]$.*
- (2) *More generally, the r -th level can contain at most $\binom{k}{r}$ nodes where each node is a chain component of the form $\{\cap_{l \in L_r} A_l \setminus \cup_{j \in [k] \setminus L_r} A_j\}$, where $L_r \subsetneq [k]$ is any arbitrary set with cardinality r .*
- (3) *In particular, the k -th level can have at most one node which is the chain component $\{\cap_{j \in [k]} A_j\}$.*

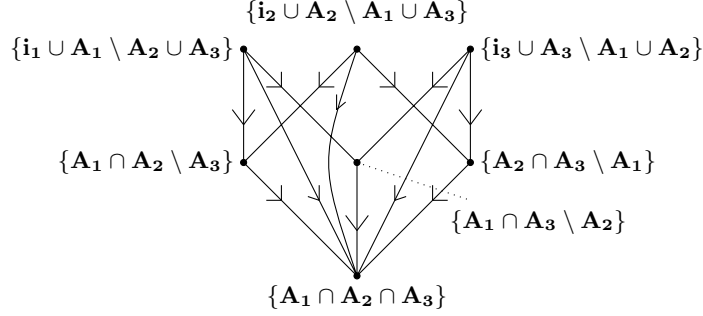
Further, there are no edges between any two nodes within the same level and the edges connecting two nodes in different levels are directed downwards.

Proof. Points 1, 2 and 3 follow from Lemma 5.2.7 (1) that two nodes a and b of \mathcal{U} cannot lie in different A'_j s if $a - b$ is undirected in the CPDAG \mathcal{G} . As the skeleton of \mathcal{D} is a subgraph of \mathcal{U} , combining the undirected edges to form the chain components (i.e., the nodes of \mathcal{D}) and deleting the bidirected edges in Algorithm 5.1.1 leaves us with edges connecting any two nodes \mathbf{a} and \mathbf{b} in different levels of \mathcal{D} whenever \mathbf{a} and \mathbf{b} are of the form $\cap_{l \in L_r} A_l \setminus \cup_{j \in [k] \setminus L_r} A_j$ and $\cap_{m \in L_m} A_m \setminus \cup_{j \in [k] \setminus L_m} A_j$ with $L_r \cap L_m \neq \emptyset$. However, if $r < m$, then for any vertex a and b of \mathcal{U} with $a \in \mathbf{a}$ and $b \in \mathbf{b}$, $\text{ne}[a] \subsetneq \text{ne}[b]$. Thus, the edges are directed downwards in \mathcal{D} . \square

The advantage of having the properties mentioned in Corollary 5.2.8 is that we can now directly construct the DAG-reduction of a UEC-representative \mathcal{U} from any of its monomial representations, without having to apply Algorithm 5.1.1 on \mathcal{U} . We explain this construction with an example.

Example 5.2.9. *In Figure 7, we give a complete structure of all the possible nodes of a DAG reduction corresponding to any $\mathcal{U} \in \mathbb{U}_3^n$ with the representation $x_{i_1|A_1}x_{i_2|A_2}x_{i_3|A_3}$. Now, let \mathcal{U} be the UEC-representative with monomial representation $x_{i_1|A_1}x_{i_2|A_2}x_{i_3|A_3} = x_{1|2}x_{3|24}x_{5|46}$, as seen in Example 5.1.3. Figure 6 gives us the corresponding CPDAG and DAG reduction of \mathcal{U} . Observe that the edge $5 - 6$ is undirected in the CPDAG as both 5 and 6 lie only in the clique $\{4, 5, 6\} \supseteq i_3 \cup A_3 \setminus A_1 \cup A_2$ and in no other clique. Similarly, the chain components in the second level of the DAG reduction corresponds to the terms $\{(A_1 \cap A_2) \setminus A_3\}$ and $\{(A_2 \cap A_3) \cap A_1\}$, respectively. As $A_1 \cap A_2 \cap A_3 = \emptyset$, we do not have any chain component in the third level.*

Now that we have all the necessary tools, we prove the equivalence among the two versions of moves. Note that as we have already shown in Lemma 5.2.4 that *merge* and *split* are inverse operations, showing the equivalence between *merge* and *merge* is enough to show the equivalence between *split* and *split*. Similarly, as *out_add* and *out_del* are inverse operations by Lemma 5.2.6, equivalence between *out-of-fiber-delete* and *out_del* implies the equivalence between *out-of-fiber-add* and *out_add*.

FIGURE 7. A complete description of a DAG reduction of \mathcal{U} in \mathcal{U}_3^3 .

Lemma 5.2.10. *The moves merge and split defined on any UEC-representative \mathcal{U} in Definition 4.2.1 are equivalent to the moves defined in Algorithm 5.2.1 and 5.2.2 on the corresponding DAG-reduction \mathcal{D} of \mathcal{U} .*

Proof. Merge:

- (1) Let \mathcal{U} be the UEC-representative on which we apply *merge* and \mathcal{U}' be the result. Then it is clear from the definition of *merge* that there exist monomial representations of \mathcal{U} and \mathcal{U}' which are of the form $x_{i_1|A_1}x_{i_2|A_1}x_{i_3|A_3} \cdots x_{i_k|A_k}$ and $x_{i_1|A_1 \cup i_2}x_{i_3|A_3} \cdots x_{i_k|A_k}$, respectively. In order to show that applying *merge* on \mathcal{U} to get \mathcal{U}' is equivalent to applying Algorithm 5.2.1 on \mathcal{D} to get \mathcal{D}' , we need to show that the chain components of \mathcal{D}' obtained from the monomial representation of \mathcal{U}' by using Corollary 5.2.8 are equal to the chain components obtained from the output of Algorithm 5.2.1.

Using the above representations for \mathcal{U} and \mathcal{U}' , we note that the chain components of \mathcal{D} containing i_1 and i_2 are $\{i_1 \cup A_1 \setminus \cup_{j \in [k]} A_j\} = \{i_1\}$ and $\{i_2 \cup A_1 \setminus \cup_{j \in [k]} A_j\} = \{i_2\}$, respectively. As both chain components have cardinality 1 and have the same children (i.e., A_1), we can pick \mathbf{s} as $\{i_1\}$ and \mathbf{s}' as $\{i_2\}$ in Algorithm 5.2.1. Now, i_2 does not lie in A_j for any $j \in [k]$. Thus, there is no change between the chain components of \mathcal{D} and \mathcal{D}' which is caused by changing A_1 to $A_1 \cup i_2$, except the source chain component $\{i_1\} = \{i_1 \cup A_1 \setminus \cup_{j \neq 1} A_j\}$. This chain component gets changed to $\{i_1 \cup A_1 \cup i_2 \setminus \cup_{j \neq 1} A_j\}$ in \mathcal{D}' , which is exactly same as adding the chain component $\{A_1 \setminus \cup_{j \neq 1} A_j\}$ of \mathcal{D} (whose parent set is $\{i_1, i_2\}$, i.e., of cardinality 2) to the set $\{i_1 \cup i_2\}$.

Now, it is clear that we delete the chain component $\{i_2\}$ as it moves to the chain component $\{i_1 \cup A_1 \cup i_2 \setminus \cup_{j \neq 1} A_j\}$. It follows that the chain component \mathbf{c}' in \mathcal{D} whose parent set is $\{i_1, i_2\}$ (which is $\{A_1 \setminus \cup_{j \neq 1} A_j\}$ here) is deleted as well. Further, any chain component of \mathcal{D} which is a child of $\{i_1\}, \{i_2\}$ and some other source chain component containing i_r (i.e., when the cardinality of the parent set is more than 2) is of the form $\{A_1 \cap A_r \setminus \cup_{j \neq 1, r} A_j\}$. These remain unchanged when A_1 is updated to $A_1 \cup i_2$, which is also in accordance with the algorithm.

- (2) Now, in order to show the equivalence, we also need to show that if \mathcal{D} and \mathcal{D}' are the input and output of Algorithm 5.2.1 respectively, then there exist monomial representations of the UECs \mathcal{U} and \mathcal{U}' corresponding to

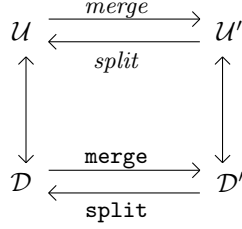


FIGURE 8. A commutative diagram explaining the bijections between \mathcal{U} , \mathcal{U}' , \mathcal{D} and \mathcal{D}' .

\mathcal{D} and \mathcal{D}' such that they are connected by a single *merge* operation. We know from Corollary 5.2.8 that a chain component \mathbf{s} is a child of source chain component containing i_1 if and only if $\{\mathbf{s}\} \subseteq A_1$. Thus, picking source chain components \mathbf{s} and \mathbf{s}' from \mathcal{D} such that $\text{ch}(\mathbf{s}) = \text{ch}(\mathbf{s}')$ along with $|\mathbf{s}| = |\mathbf{s}'| = 1$ implies that there exists a monomial representation of \mathcal{U} of the form $x_{i_1|A_1}x_{i_2|A_1}x_{i_3|A_3} \cdots x_{i_k|A_k}$. Now, the source chain component \mathbf{s} getting updated to $\mathbf{s} \cup \mathbf{s}' \cup \mathbf{c}'$ implies that the set $\{i_1\}$ gets changed to $\{i_1 \cup i_2 \cup A_1 \setminus \cup_{j \neq 1} A_j\}$. This along with that fact that the chain component $\{A_1 \setminus \cup_{j \neq 1} A_j\}$ is no longer present in \mathcal{D}' (and the fact that no other chain components of \mathcal{D} are changed by the Algorithm) implies that there exists a monomial representation of \mathcal{U}' which is of the form $x_{i_1|A_1 \cup i_2}x_{i_3|A_3} \cdots x_{i_k|A_k}$. Thus, \mathcal{U} and \mathcal{U}' are connected by a single *merge* operation as desired.

Split: We have already seen in Proposition 4.2.3 that the operations *merge* and *split* on UEC-representatives are inverse of each other. Similarly, we also proved in Lemma 5.2.4 that the *merge* and *split* operations in Algorithm 5.2.1 and 5.2.2 are inverse of each other as well. Further, by Lemma 5.1.9, we know that there exists a unique DAG reduction \mathcal{D} for each UEC-representative \mathcal{U} . Combining these results gives us that the operation *split* on any UEC-representative \mathcal{U} is equivalent to the *split* operation on the corresponding DAG reduction \mathcal{D} if and only if the operation *merge* on \mathcal{U} is equivalent to the *merge* operation on \mathcal{D} . Thus, the equivalence for the *split* operation follows from the equivalence for *merge*, which is proved above. (Note: We refer the reader to Figure 8 which is a commutative diagram explaining the argument above.) \square

Lemma 5.2.11. *The within-fiber, out-of-fiber-add, and out-of-fiber-delete moves defined on any UEC-representative \mathcal{U} are equivalent to the moves defined in Algorithm 5.2.3 on the corresponding DAG-reduction \mathcal{D} of \mathcal{U} .*

Proof. Within-fiber: Let \mathcal{U} be any arbitrary UEC-representative and \mathcal{U}' be the graph obtained by applying a *within-fiber* move on \mathcal{U} . Let \mathcal{D} and \mathcal{D}' be the corresponding DAG-reduction of \mathcal{U} and \mathcal{U}' respectively. Then, we first show that applying the *within-fiber* move on \mathcal{U} that gives \mathcal{U}' is same as applying *within* (i.e., Algorithm 5.2.3 with parameter *fiber* := *within*) on \mathcal{D} and get \mathcal{D}' .

Let $x_{i_1|A_1}x_{i_2|A_2} \cdots x_{i_k|A_k}$ be a monomial representation of \mathcal{U}' . We apply the *within-fiber* move $x_{i_1|A_1}x_{i_2|A_2} - x_{i_1|A_1 \cup c}x_{i_2|A_2 \setminus c}$ to reach \mathcal{U}' with the representation $x_{i_1|A_1 \cup c}x_{i_2|A_2 \setminus c} \cdots x_{i_k|A_k}$. Note that c lies in $A_2 \setminus A_1$. Now, the chain components in \mathcal{D} containing i_1 and i_2 are $\{i_1 \cup A_1 \setminus \cup_{j \neq 1} A_j\}$ and $\{i_2 \cup A_2 \setminus \cup_{j \neq 2} A_j\}$, respectively. So, if c lies only in A_2 and no other A_j , then we know that the cardinality of the

chain component $\{i_2 \cup A_2 \setminus \cup_{j \neq 2} A_j\}$ is at least 2. Similarly, if c does lie in some other A_j with $j \neq 2$, then $\text{ch}(\{i_2 \cup A_2 \setminus \cup_{j \neq 2} A_j\}) \setminus \text{ch}(\{i_1 \cup A_1 \setminus \cup_{j \neq 1} A_j\})$ is nonempty (as the chain component $A_1 \cap A_j \setminus \cup_{j' \neq 1, j} A_j'$ would lie in that set). Thus, we can pick \mathbf{s} and \mathbf{s}' as the chain components $\{i_2 \cup A_2 \setminus \cup_{j \neq 2} A_j\}$ and $\{i_1 \cup A_1 \setminus \cup_{j \neq 1} A_j\}$, respectively.

We now look at all the possible chain components that get changed between \mathcal{D} and \mathcal{D}' . Let $B \subsetneq [k] \setminus \{2\}$ be the set such that c lies in A_j when $j \in B$. This implies that the set $\mathbf{T} = \{\mathbf{s}'\} \cup \text{ma}(\mathbf{t}) \setminus \{\mathbf{s}\}$ is precisely $\{\mathbf{s}'\} \cup \{\text{chain components in } \mathcal{D} \text{ containing } i_j \text{ for } j \in B\}$. Observe that for any j' with $j' \notin B \cup \{1\}$, any chain component in \mathcal{D} that is a child of the source chain component containing $i_{j'}$ (which is of the form $A_j' \cap_{l \in L} A_l \setminus \cup_{l' \in [n] \setminus L \cup j} A_{l'}$ for some set L) remains the same when A_1 is updated to $A_1 \cup c$ and A_2 is updated to $A_2 \setminus c$.

Thus, the only two chain components that could get changed in \mathcal{D} are \mathbf{t} (which now can be precisely written as $\{A_2 \cap_{j \in B} A_j \setminus \cup_{j' \notin B \cup \{2\}} A_{j'}\}$) and the chain component which is the child of the chain component \mathbf{s}' and the source chain components containing i_k with $k \in B$ (i.e., the chain component $\{A_1 \cap_{j \in B} A_j \setminus \cup_{j' \notin \{1\} \cup B} A_{j'}\}$). However, the second chain component is exactly the one whose maximal ancestor set is \mathbf{T} , and hence gets assigned as \mathbf{t}' in the Algorithm, if it exists. Now, when A_2 gets updated to $A_2 \setminus c$, it is clear that the chain component \mathbf{t} gets updated to $\mathbf{t} \setminus c$ (as $\{(A_2 \setminus c) \cap_{j \in B} A_j \setminus \cup_{j' \notin B \cup \{2\}} A_{j'}\}$ is equal to $\{A_2 \cap_{j \in B} A_j \setminus \cup_{j' \notin B \cup \{2\}} A_{j'}\} \setminus \{c\}$). Similarly, when A_1 is updated to $A_1 \cup c$, the chain component \mathbf{t}' gets updated to $\mathbf{t}' \cup c$ and hence we add c to \mathbf{t}' or create a new chain component \mathbf{c} depending on whether \mathbf{t}' is empty.

Out-of-fiber-delete:

- (1) In this move we go from \mathcal{U} having a representation $x_{i_1|A_1} x_{i_2|A_2} \cdots x_{i_k|A_k}$ to \mathcal{U}' which has a representation $x_{i_1|A_1} x_{i_2|A_2 \setminus c} \cdots x_{i_k|A_k}$, where c lies in $A_1 \cap A_2$. We can pick \mathbf{t} as the chain component containing c as that indeed is a child node (as c lies in at least $A_1 \cap A_2$). Further, as c lies in $A_1 \cap A_2$, the chain component in \mathcal{D} containing i_2 is a maximal ancestor of \mathbf{t} . Thus, we can pick \mathbf{s} as the chain component $\{i_2 \cup A_2 \setminus \cup_{j \neq 2} A_j\}$. Now, let c lie in A_j for all $j \in B$, for some $B \in [k]$. One of the chain components that could get changed in \mathcal{D} is the chain component $\{\cap_{j \in B \setminus \{2\}} A_j \setminus \cup_{j' \notin B \setminus \{2\}} A_{j'}\}$. But this is precisely the chain component in \mathcal{D} whose maximal ancestor set is \mathbf{T} and hence gets assigned as \mathbf{t}' in the algorithm. This gets changed to $\mathbf{t}' \setminus c$ when A_2 gets updated to $A_2 \setminus c$ and thus, we either add c to \mathbf{t}' or create a new chain component \mathbf{c} depending on whether \mathbf{t}' is empty or not.

Similarly, the only other chain component that gets changed is \mathbf{t} . As c lies in \mathbf{t} , updating A_2 to $A_2 \setminus c$ changes \mathbf{t} to $\mathbf{t} \setminus c$ and hence we update the chain component accordingly depending on whether \mathbf{t} contains only c or not, which is again in accordance with the algorithm.

- (2) In order to show the equivalence, we also need to show that if \mathcal{D} and \mathcal{D}' are respectively the input and output of the `algebraic(D)` algorithm with `out_del` parameter, then there exist monomial representations of the UEC-representatives \mathcal{U} and \mathcal{U}' corresponding to \mathcal{D} and \mathcal{D}' such that they are connected by a single *out-of-fiber-delete* operation on UEC-representatives. Now, the fact that we select \mathbf{t} as a child node implies that there exists a set $B \in [k]$ and a representation $x_{i_1|A_1} x_{i_2|A_2} \cdots x_{i_k|A_k}$ of \mathcal{U} such that $\cap_{j \in B} A_j$ is nonempty. As \mathbf{t} gets updated to $\mathbf{t} \setminus v$ in \mathcal{D}' , there exists a monomial

representation of \mathcal{D}' where c gets removed from at least one A_j where $j \in B$. But as \mathbf{t}' contains v , v is contained in all but one A_j where $j \in B$ in \mathcal{U}' . This implies that there exists some $j' \in B$ and a monomial representation of \mathcal{U}' of the form $x_{i_1|A_1} x_{i_2|A_2} \cdots x_{i_{j'}|A_{j'} \setminus v} \cdots x_{i_k|A_k}$, which is indeed connected to \mathcal{U} by a single *out-of-fiber-delete* operation.

Out-of-fiber-add: As the *out-of-fiber-add* and *out-of-fiber-delete* moves on UEC-representatives are inverses of each other (by Proposition 4.1.4) and `out_add` and `out_del` operations on DAG reductions are also inverses of each other (by Lemma 5.2.6), we use the same argument as seen in Lemma 5.2.10 for *split* to conclude that the *out-of-fiber-add* and `out_add` moves are equivalent. \square

In summation, we have seen that each DAG-reduction corresponds to a unique UEC-representative. Moreover, the moves `merge`, `split`, `out_del`, `out_add` and `within` on DAG-reductions correspond to the moves *merge*, *split*, *out-of-fiber-delete*, *out-of-fiber-add* and *within-fiber* on UEC-representatives, respectively. In the next section, we implement these moves on DAG-reductions to give an MCMC search algorithm for estimating the marginal independence structure of a DAG model from data.

6. GRUES: GRÖBNER-BASED UNCONDITIONAL EQUIVALENCE SEARCH

In this section, we combine the results of Sections 3, 4 and 5 to develop `GrUES` (Algorithm 6.1.1), a Markov Chain Monte Carlo (MCMC) method [Hastings, 1970, Marjoram et al., 2003] for estimating the marginal independence structure of a DAG model. Given an independent and identically distributed data set $X \subseteq \mathbb{R}^n$, `GrUES` tries not only to estimate the optimal UEC-representative, denoted by $\hat{\mathcal{U}}$ in this section, but also the posterior distribution $\pi(\mathcal{U} | X)$ over all UEC-representatives on n nodes for a given prior $\pi(\mathcal{U})$. We describe the algorithm in further detail in Section 6.1 and present results from its application to synthetic data in Section 6.2.

6.1. The `GrUES` algorithm for estimating a UEC and its posterior. Using the moves specified in the pseudocode in Section 5, `GrUES` randomly traverses the space of UEC-representatives. In doing so, it keeps track of (i) the optimal UEC-representative $\hat{\mathcal{U}}_{\text{score}}$ encountered, for a given “score” function (e.g., the BIC score), and (ii) a sequence “`markov_chain`” of moves recording its progression at each step from the current UEC-representative to a proposed UEC-representative based on how well the proposal fits the given data set for the given prior. Notice that (i) and (ii) correspond to the outputs in Algorithm 6.1.1. For (i), the fact that `GrUES` is doing a random walk allows it to avoid getting stuck in the local optima to which greedy methods may succumb. We also emphasize that $\hat{\mathcal{U}}_{\text{score}}$ is optimal over all UEC-representatives evaluated during Lines 1–8 of the Monte Carlo process and not just those that make it into the Markov chain in Lines 9–13. For (ii), the Markov chain allows for a more Bayesian approach, enabling one to identify a maximum a posteriori (MAP) estimate of the data-generating model as an alternative to the score-optimal estimate as well as to identify highest posterior density (HPD) credible sets of UEC-representatives.

Notice that besides a data set X , `GrUES` has input parameters $\mathcal{U}_{\text{init}}$, `length`, `transitions`, `prior`, and `score`. `GrUES` must also compute likelihoods $\pi(X | \mathcal{U})$ and the transition kernel q in Line 9. The rest of this subsection is devoted to explaining each of these in more detail.

Algorithm 6.1.1: GrUES($X, \mathcal{U}_{\text{init}}, \text{length}, \text{transitions}, \text{prior}, \text{score}$)

```

input      :  $X$ : data set;
               $\mathcal{U}_{\text{init}}$ : initial UEC in the Markov chain;
              length: number of sampled UECs in the Markov chain;
              transitions: a probability mass function over the five moves;
              prior: a probability mass function  $\pi(\mathcal{U})$ ;
              score: a function evaluating how well a UEC fits the data;
output    :  $\hat{\mathcal{U}}_{\text{score}}$ : score-optimal UEC;
              markov_chain: UECs sampled from posterior  $\pi(\mathcal{U} \mid X)$ ;

1  $\hat{\mathcal{U}}_{\text{score}} := \mathcal{U}_{\text{init}}$ ;
2 markov_chain := ( $\mathcal{U}_{\text{init}}$ );
3 Initialize graph  $\mathcal{D}^{\mathcal{U}}$ , the DAG-reduction of  $\mathcal{U}_{\text{init}}$ ;
4 while |markov_chain| < length do
5   | pick move  $\in \{\text{merge}, \text{split}, \text{out\_add}, \text{out\_del}, \text{within}\}$  according to
   |   transitions;
6   |  $\mathcal{D}^{\mathcal{U}'} := \text{move}(\mathcal{D}^{\mathcal{U}})$ ;
7   | if score( $\mathcal{U}', X$ ) > score( $\hat{\mathcal{U}}_{\text{score}}, X$ ) then
8   |   |  $\hat{\mathcal{U}}_{\text{score}} := \mathcal{U}'$ ;
9   |   |  $h = \min\left(1, \frac{\pi(X|\mathcal{U}')\text{prior}(\mathcal{U}')q(\mathcal{U}', \mathcal{U})}{\pi(X|\mathcal{U})\text{prior}(\mathcal{U})q(\mathcal{U}, \mathcal{U}')}\right)$ ;
10  |   | with probability  $h$  do
11  |   |   |  $\mathcal{U} := \mathcal{U}'$ ;
12  |   |   |  $\mathcal{D}^{\mathcal{U}} := \mathcal{D}^{\mathcal{U}'}$ ;
13  |   | append  $\mathcal{U}$  to markov_chain;
14 return  $\hat{\mathcal{U}}_{\text{score}}, \text{markov\_chain}$ 

```

The $\mathcal{U}_{\text{init}}$ parameter. GrUES begins its search at $\mathcal{U}_{\text{init}}$, which can be any UEC-representative, for example, the empty graph, a random UEC-representative, or the result of hypothesis testing, the lattermost of which we will use in Section 6.2.2. Using independence tests for this allows us to avoid a “burn-in” period and make use of the entire Markov chain for the posterior and MAP estimates. Such independence tests are easy to use in practice. Furthermore, they provide a reasonable baseline for comparison to the results of GrUES, because they constitute a constraint-based method for estimating a UEC-representative. However, independence tests simply return an undirected graph and not necessarily one that represents a UEC—in these cases, our implementation of GrUES uses the largest subgraph that is UEC-representative. Also note that the constraint-based approach of marginal independence testing returns only a point estimate, while our MCMC algorithm GrUES additionally returns an estimate of the full posterior distribution.

*The **length** parameter.* A longer Markov chain provides a more accurate estimate of the posterior, as well as improving the MAP and **score**-based estimates, at the expense of longer runtime. Ideally, **length** would be sufficiently larger than the space of UEC-representatives (recall Table 1) to facilitate exhaustive traversal of the entire space. However, this quickly becomes computationally infeasible as the number of nodes n increases. Fortunately, MCMC methods in general are known to

provide reasonable estimates even when the Markov chain is much smaller than the search space, especially when given a good initialization and prior. We provide an empirical evaluation of GrUES while varying the `length` parameter later in Section 6.2.2.

The likelihood ratio. MCMC-based methods such as that used in Algorithm 6.1.1 rely on the computation of the likelihood ratio $\frac{\pi(X|\mathcal{U}')}{\pi(X|\mathcal{U})}$. In principle, any method of computing this likelihood ratio or something similar [Marjoram et al., 2003] can be used, for example linear regression in the case of continuous data or the method of [Boege et al., 2022] in the case of discrete data. In Section 6.2, we run GrUES on linear Gaussian data, so we first fit linear regression models using the respective CPDAG representations of \mathcal{U} and \mathcal{U}' . In particular, for a node v in the CPDAG $\mathcal{G} = \text{init_CPDAG}(\mathcal{U})$, we model the data column corresponding to v as a linear function of those corresponding to $\text{pa}_{\mathcal{G}}(v) \cup \text{cc}_{\mathcal{G}}(v)$. Having found the parameters of the MLE, we use them along with the data to evaluate the log-likelihood function—the log simplifies the computation and helps avoid underflow without changing the relative ranking of models with respect to the optimization problem. We then use the log of the likelihood ratio, $\log(\pi(X|\mathcal{U}')) - \log(\pi(X|\mathcal{U}))$, in place of the likelihood ratio.

In line with the Bayesian approach mentioned previously, the `transitions` and `prior` parameters allow for researchers applying GrUES to input their expert knowledge and subjective beliefs to influence the estimated posterior $\pi(\mathcal{U}|X)$.

The transitions parameter and transition kernel q . The parameter `transitions` is a probability mass function specified over the five possible moves one could make to transition between UEC-representatives: `split`, `merge`, `out.add`, `out.del` and `within`. It therefore affects the transition probability h because changing `transitions` in turn changes the kernel q , as described in the following. If `transitions` is chosen to be a uniform distribution, the moves `split`, `merge`, `out.add`, and `out.del` are each made with probability $\frac{1}{6}$, and `within` is made with probability $\frac{1}{3}$ since it is its own inverse. By default in Algorithm 6.1.1, the transition kernel $q(u, u')$ is specified as a hierarchy of uniform distributions (this is done for computational ease, though in principle any well-defined transition kernel can be specified). To transition from $\mathcal{U} = u$ (where \mathcal{U} now denotes the random variable taking values u , a UEC-representative) only a subset of the complete set of moves may be possible, say M_u . Since M_u may be a strict subset of the moves considered in `transitions` we assign the probabilities to the moves in M_u by normalizing their probabilities to sum to one; i.e., for each $m \in M_u$ we take the probability of choosing m to be the conditional probability $P(m | m \in M_u)$ where $P(m)$ denotes the probability mass function specified by `transitions`. Then any necessary dependencies to perform the selected move are analogously selected uniformly at random. For example, if the chosen move is `merge`, say $M = \text{merge}$, then a choice of which cliques to merge must be made, say $N = \{\mathbf{s}, \mathbf{s}'\}$, from the set

$$S_u := \{\{\mathbf{s}, \mathbf{s}'\} : \mathbf{s}, \mathbf{s}' \text{ satisfy Line 2 of Algorithm 5.2.1}\}$$

of all pairs of cliques in $U = u$ satisfying the conditions for the move `merge`. Hence,

$$q(u, u') = P(M = \text{merge} | \mathcal{U} = u)P(N = \{\mathbf{s}, \mathbf{s}'\} | M = \text{merge}, \mathcal{U} = u)$$

where

$$M \mid \mathcal{U} = u \sim P(M \mid M \in M_u),$$

$$N \mid \mathcal{U} = u, M = \text{merge} \sim \text{Uniform}(S_u).$$

The corresponding transition matrix for other moves is specified similarly, with their respective dependencies filled in (note that each “pick” in the pseudocode of the moves, e.g., in Algorithms 5.2.1, 5.2.2, and 5.2.3, corresponds to such a dependence).

The prior parameter. In many cases, we may not have prior knowledge about the UEC of the data-generating DAG, but when we do it can be incorporated into the prior $\pi(\mathcal{U})$. The prior parameter of GrUES is used to specify $\pi(\mathcal{U})$. As an example, one may have prior knowledge about the possible number of source nodes in the true UEC (i.e., the number of causal sources in the true data-generating DAG). We can capture such prior knowledge or beliefs using the following prior, which we denote as Δ_s^p for number of sources s and scale parameter p . It is formally defined by exponentiation of a discretized triangle distribution with support $[n]$, for graphs on n nodes: using the sequence d defined by

$$d_i = \begin{cases} \left(\frac{2i}{(n+1)s}\right)^p & \text{if } i < s \\ \left(\frac{2}{n+1}\right)^p & \text{if } i = s \\ \left(\frac{2((n+1)-i)}{(n+1)(n+1-s)}\right)^p & \text{if } i > s \end{cases}$$

we define $\Delta_s^p(\mathcal{U}) = \frac{d_i}{\sum d}$, where i is the number of sources in U . In Subsection 6.2, we present experiments on synthetic data in which we apply this prior as well as a noninformative (uniform) prior.

The score parameter. In principle, any scoring function can be used. Notice that this function has no impact on the Markov chain or the resulting posterior and MAP estimates. Instead it is a score recorded for each UEC-representative queried at any step in the algorithm. A natural choice for this scoring function is the BIC score, which is commonly used in the causal structure learning literature. More specifically, in our application on simulated Gaussian DAG models in Section 6.2.2, we use the ℓ_0 -penalized maximum likelihood (BIC) [van de Geer and Bühlmann, 2013] and the nuclear-penalized maximum likelihood, which uses the nuclear norm in its penalization term [Hastie et al., 2015]. In both cases, the maximum likelihood is obtained by learning a linear regression model using the CPDAG representative of a given UEC and then penalized according to the respective norm of the adjacency matrix.

6.2. Applications on synthetic data. We offer an implementation of our algorithm as a libre/free Python package. Instructions for installing the package and reproducing all of the following results can be found in the package documentation: https://gues.causal.dev/repro_astat. In total, all experiments in the following subsections took about 30 hours of (parallelized) runtime, on an AMD Ryzen 7 PRO 4750G CPU. This compute time includes, in addition to running GrUES, the time taken to generate the approximately 2300 data sets used in the experiments. While this gives a rough estimate of how long a single instance of GrUES takes, in Section 6.2.3 we provide a more accurate empirical estimate of how the algorithm scales in complexity as the number of nodes, sample size, and length of Markov chain increase, respectively.

6.2.1. *Learning a posterior.* We now visualize a posterior learned by GrUES from a single synthetic data set. As we saw in Table 1, the size of \mathbb{U}^n grows quickly as n increases. Hence, in order to easily visualize $\pi(\mathcal{U} | X)$, we simulated a data set over $n = 3$ nodes, in which case there are 8 possible UECs of DAGs. To simulate the data, we used the independent and identically distributed exogenous variables $\varepsilon_1, \varepsilon_2, \varepsilon_3 \sim \mathcal{N}(0, 1)$ and the randomly generated weight matrix

$$W = \begin{bmatrix} 0 & 0 & -0.9247 \\ 0 & 0 & 0 \\ 0 & 0 & 0 \end{bmatrix}$$

(corresponding to a DAG) to define the linear Gaussian additive noise model $\mathbf{X} := \mathbf{X}W + \varepsilon$, where $\varepsilon = [\varepsilon_1 \ \varepsilon_2 \ \varepsilon_3]^\top$ from which we drew a sample of 1000 observations. We then ran GrUES, initialized on the empty graph, with prior $\pi(\mathcal{U}) = \Delta_2^3$ as described in Section 6.1, and with uniform transition probabilities so that the transition kernel q is the product of uniform conditional densities described in Section 6.1. GrUES constructed a Markov chain of length 2000, the first 1000 of which were discarded as burn-in, yielding 1000 samples from the posterior. The histogram of this estimated posterior is shown in Figure 9a, which indicates a MAP estimate $\pi(\mathcal{U}_2 | X) = 0.208$, and indeed, \mathcal{U}_2 (shown in Figure 9b) is the true UEC of the DAG corresponding to W .

Also notice that the second most probable model according to the estimated posterior is \mathcal{U}_5 , which contains the correct number of sources (i.e., two) and the true edge 1 — 3 (in addition to a single falsely inferred edge). This model is assigned higher posterior probability than \mathcal{U}_3 and \mathcal{U}_4 , which also contain the correct number of sources but do not contain the true edge, indicating that GrUES can correctly make use of the likelihood to capture relevant dependencies while comparing models that are equally likely according to the prior. However, we see that \mathcal{U}_7 (which contains the correct number of sources but not the true edge) counterintuitively has higher posterior probability than \mathcal{U}_6 (which does contain the true edge, similar to \mathcal{U}_5)—we attribute this to the finite sample.

Finally, notice that we have two extremes in terms of number of source nodes for this small example: on the one hand, the maximum number of possible sources is three (corresponding to the empty graph \mathcal{U}_1) and the minimum number is one (corresponding to the complete graph \mathcal{U}_8). The only UEC-representative with three sources is the independence graph which will tend to suffer a low likelihood as it fails to capture any of the relevant dependencies in the model. On the other hand, \mathcal{U}_8 represents the UEC containing all complete DAGs, and it may achieve an unduly high (non-penalized) likelihood due to its ability to overfit the data given that it has the most possible parameters. We see here that the prior Δ_2^3 , which favors graphs with two source nodes, helps to mitigate this problem, as is reflected in the relatively low posterior probability of \mathcal{U}_8 . In particular, GrUES assigns the model \mathcal{U}_8 a lower posterior probability than all the models with 2 sources, indicating that GrUES correctly uses the prior to balance the likelihood.

6.2.2. *Comparing MAP estimates, score-based estimates, independence tests, and the ground truth.* In order to get a sense of GrUES’s performance, we applied it to synthetic data sets whose generating DAGs have varying edge densities and numbers of nodes. We additionally varied GrUES’s Markov chain length and prior, for a total of four sets of experiments:

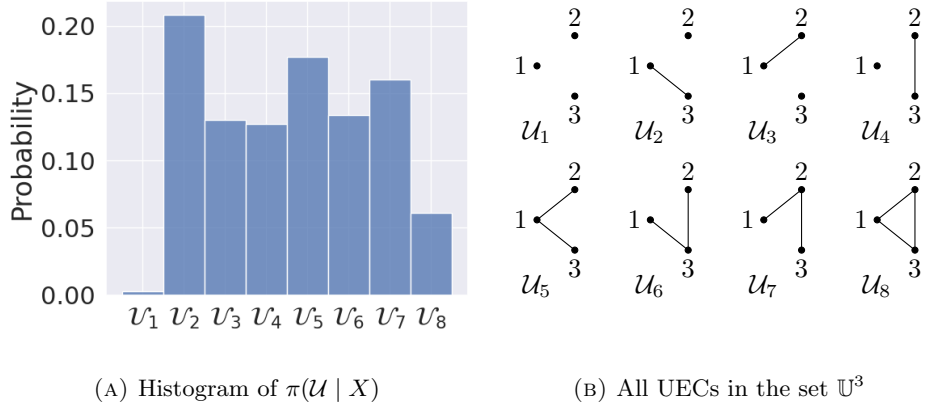


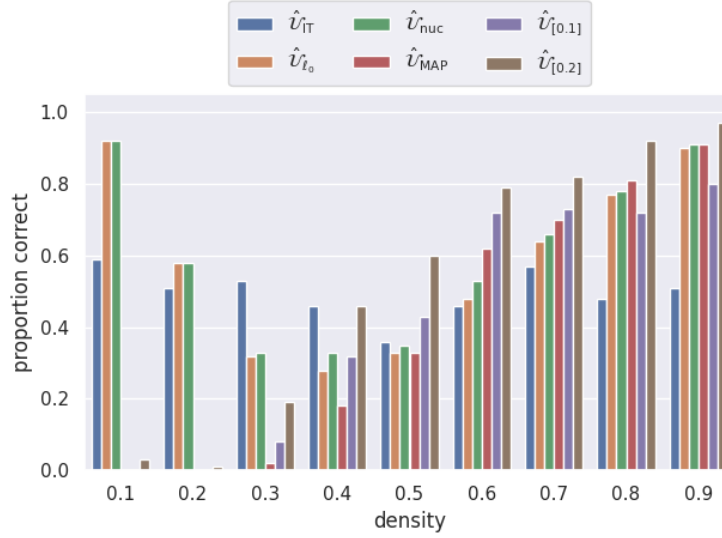
FIGURE 9. A posterior learned with GrUES.

- (1) prior is Δ_s^n , where n and s are, respectively, the true numbers of variables and source nodes in the given model, and **length** of the estimated Markov chain is greater than the size of the search space $|\mathcal{U}|$,
- (2) prior is uniform and **length** is greater than $|\mathcal{U}|$,
- (3) prior is Δ_s^n and **length** is smaller than $|\mathcal{U}|$, and
- (4) prior is Δ_s^n and **length** is *much* smaller than $|\mathcal{U}|$.

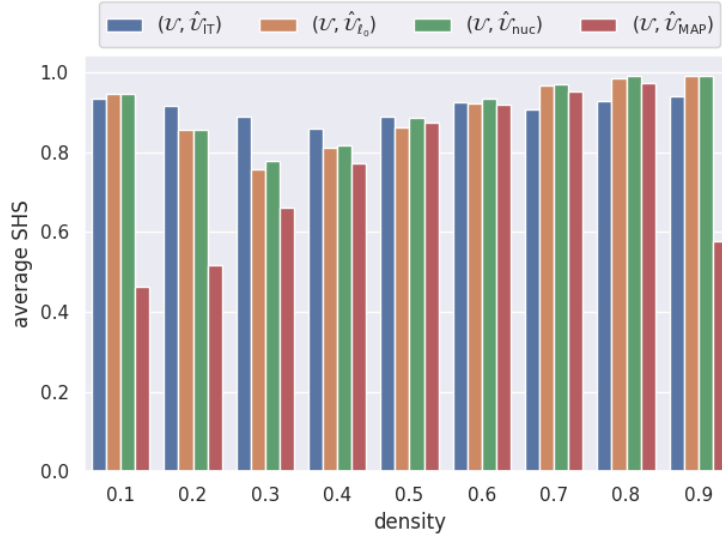
First experimental setting. In this set of experiments, for each edge probability $p \in \{0.1, 0.2, \dots, 0.9\}$, we generated 100 random linear Gaussian DAG models on $n = 5$ nodes, assigning mutually independent standard normal errors and assigning edge weights uniformly at random from $[-1, 1] \setminus \{0\}$. We then applied GrUES to each data set (1000 observations sampled from each DAG model), using the following: We use partial correlation tests for pairwise independence with significance level $\alpha = 0.05$ using the product-moment correlation coefficient, to yield a graph which we denote $\hat{\mathcal{U}}_{\text{IT}}$. We then extract the initial graph $\mathcal{U}_{\text{init}}$ as the subgraph of $\hat{\mathcal{U}}_{\text{IT}}$ as described in Subsection 6.1. We use the true number of source nodes s in each data-generating DAG to set the prior $\pi(\mathcal{U})$ to be the function Δ_s^5 described in Section 6.1, leaving the transition kernel q to be the product of uniform conditional densities also described in Section 6.1. Finally, we use a Markov chain of length 10000, which is approximately 21 times greater than the size of the UEC search space $|\mathcal{U}^5| = 462$ (recall Table 1). The results of GrUES on the synthetic data sets with these choices are shown in Figure 10 and Table 2.

As a baseline, first consider the performance of $\hat{\mathcal{U}}_{\text{IT}}$. Figure 10a (blue bar) shows that it identifies the true UEC for between 0.35 and 0.6 of the data-generating DAGs, performing slightly better for sparse DAGs. Figure 10b (blue bar) shows that for a fixed density p the estimator $\hat{\mathcal{U}}_{\text{IT}}$ has average *structural Hamming similarity* (SHS)¹ with the true UEC above 0.85, regardless of sparsity of the generating DAG. This disparity makes sense, considering the method estimates each edge in the UEC independently without regard for any kind of global structure (and we have seen in

¹The (standardized) SHS of two graphs is defined as the ratio of the number of edges they have in common divided by the total number of edges. For example, an SHS of 1 means the graphs are identical and 0 means they are complements.



(A) Proportion of experiments where **GrUES** correctly estimates the true UEC: \hat{U}_{IT} is the estimate from independence tests; \hat{U}_{ℓ_0} is the ℓ_0 -penalized maximum likelihood estimate; \hat{U}_{nuc} is the **nuclear**-penalized maximum likelihood estimate; \hat{U}_{MAP} is the maximum a posteriori estimate; $\hat{U}_{[0.1]}$ and $\hat{U}_{[0.2]}$ are, respectively, the 10% and 20% HPD credible sets, and the estimate is correct in these cases when the set contains the true UEC.



(B) Average SHS (structural Hamming similarity) of the different **GrUES** estimates compared to the true UEC U .

FIGURE 10. First experimental setting, with prior set to Δ_s^5 and Markov chain length = 10 000 > $|\mathcal{U}^5| = 462$. Results averaged over 100 different data sets per density. Each data set from DAG model with 5 nodes.

the preceding sections that, e.g., global clique structure plays an important role in how different UECs are related).

Both penalized maximum likelihood estimates $\hat{\mathcal{U}}_{\ell_0}$ and $\hat{\mathcal{U}}_{\text{nuc}}$ outperform the baseline $\hat{\mathcal{U}}_{\text{IT}}$ at identifying the true UEC for either very sparse or moderately to very dense graphs and underperform it otherwise (Figure 10a orange bar and green bar). The penalized maximum likelihood estimates also generally have a lower average structural Hamming similarity to the true UEC (Figure 10b orange bar and green bar). This appears to be a consequence of the observation that while the baseline method $\hat{\mathcal{U}}_{\text{IT}}$ randomly/independently gets some edges wrong, the penalized maximum likelihood estimates $\hat{\mathcal{U}}_{\ell_0}$ and $\hat{\mathcal{U}}_{\text{nuc}}$ make mistakes in a more systematic way by incorrectly removing edges to accommodate the sparsity constraints enforced by the penalization. This makes these estimators more likely to get edges wrong when there are several sizeable cliques. Also notice that the penalized likelihood score with `nuclear` penalization consistently outperforms that with ℓ_0 penalization. This makes intuitive sense as the `nuclear` penalization is commonly used when we are searching for clique structures that form communities [Hastie et al., 2015]. Here, the communities sought after are those defined as the ancestors of the individual source nodes in the data-generating DAG.

It is also interesting to note that `GrUES` generally performs worse than independence testing in the range of densities 0.3–0.5. This is potentially explained by (possibly a combination of) two things: First, with finite data, it is possible that there exists a better-scoring UEC for the given data than the data-generating model, which pulls `GrUES` away from the true model identified by the independence testing and initialization. (Note that in the case that independence testing gets the correct UEC, `GrUES` is initialized at this UEC.) This problem is overcome by increasing the sample size when possible. Second, in the case that that independence testing does not identify the true UEC, `GrUES` initializes at a subgraph of $\hat{\mathcal{U}}_{\text{IT}}$. For denser graphs, where independence testing fails more frequently, `GrUES` appears to find its way to the true model a reasonable percentage of the time. However, this does not appear to be happening in the density range 0.3–0.4. One possibility is that within this range, when independence testing does not learn the true UEC, `GrUES` initializes at a graph that is far away from the true UEC in terms of connectivity of the search space. In particular, for these densities, the graphs we are initializing at may be isolated away from the true model by several bottlenecks that make it difficult for `GrUES` to correct for errors in independence testing. It is possible that the traversal of such bottlenecks are more frequently needed for models in this density range than for densities greater than 0.4.

Finally, $\hat{\mathcal{U}}_{\text{MAP}}$ (Figure 10a red bar) outperforms $\hat{\mathcal{U}}_{\text{IT}}$, $\hat{\mathcal{U}}_{\ell_0}$, and $\hat{\mathcal{U}}_{\text{nuc}}$ when the generating DAG has edge density $p > 0.5$ (and is approximately tied when $p = 0.5$). For example, $\hat{\mathcal{U}}_{\text{MAP}}$ performs nearly twice as well as $\hat{\mathcal{U}}_{\text{IT}}$ for densities $p > 0.7$. We also show results for the proportion of times the 10% and 20% HPD credible sets contain the true UEC. These sets are denoted $\mathcal{U}_{[0.1]}$ and $\mathcal{U}_{[0.2]}$ and they respectively denote the set of UEC-representatives with highest posterior probability such that the posterior probability of a random UEC-representative lying in this set is 0.1 and 0.2, respectively. Since the set of UECs is discrete, we take the UEC-representatives with highest posterior probability such that their total probability is as close to the specified credible probability (0.1 or 0.2) without exceeding it. The proportion of times these sets capture the true UEC-representative is shown in Figure 10b by the

Credible probability t	DAG edge density p								
	0.1	0.2	0.3	0.4	0.5	0.6	0.7	0.8	0.9
0.1	12	12	11	8	6	5	4	3	2
0.2	33	32	27	21	17	15	13	12	11
0.3	59	56	46	35	28	26	24	23	21
0.4	88	84	68	51	41	38	36	34	32
0.5	123	116	93	68	54	51	48	46	45
0.6	164	153	122	88	69	65	61	59	58
0.7	212	197	155	110	86	80	76	74	72
0.8	270	249	200	144	114	105	100	96	92
0.9	342	313	272	225	200	190	186	180	174

TABLE 2. Average size of HPD set $\hat{\mathcal{U}}_{[t]}$ learned on data generated by DAGs on 5 nodes with different edge densities p .

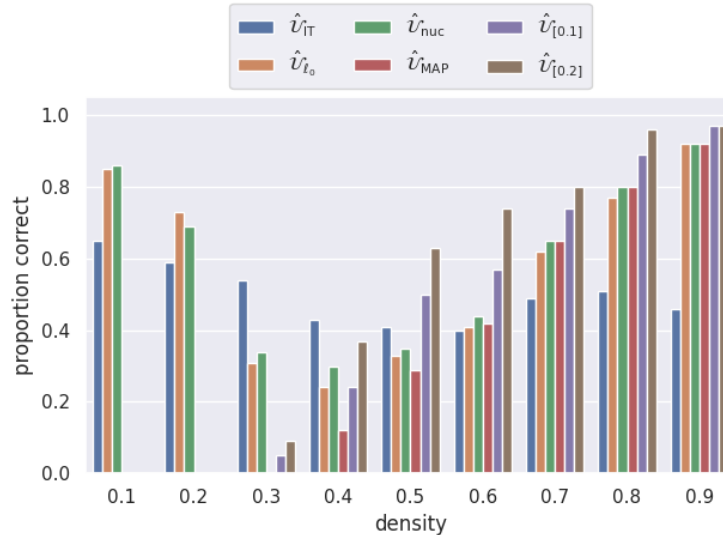


FIGURE 11. Second experimental setting, with prior left uniform and Markov chain `length` = 10 000 > $|\mathcal{U}^5| = 462$. Results averaged over 100 different data sets per density, with each data set drawn from a DAG model on 5 nodes.

purple bar and brown bar, respectively. These statistics demonstrate that even when the true UEC-representative is not learned by $\hat{\mathcal{U}}_{\text{MAP}}$, it is often among a small set (see Table 2 for sizes of the different HPD credible sets) of UEC-representatives with high probability according to the learned posterior $\pi(\mathcal{U} \mid X)$. This suggests that either a MAP estimate or a small HPD credible set learned by GrUES can be used to estimate reasonable sets of possible source nodes to be used in experimental design (or other applications) when the causal system under consideration is expected to have a DAG with edge density at least 0.5.

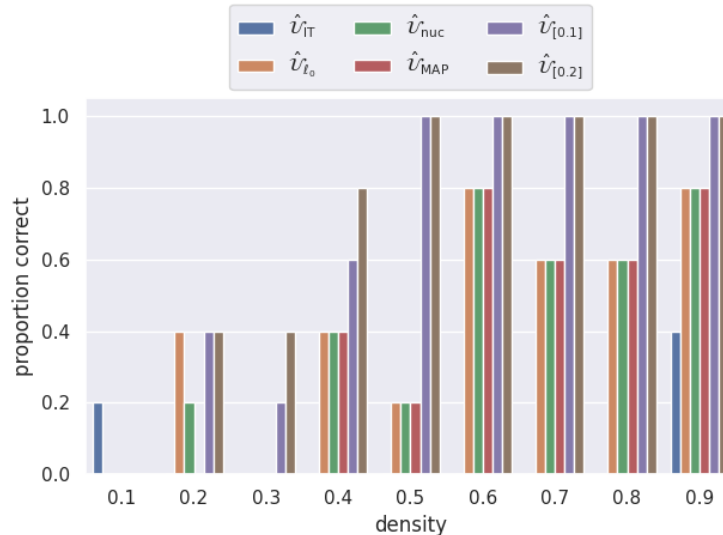


FIGURE 12. Third experimental setting, with prior set to Δ_s^8 and Markov chain length = 1 000 000 < $|\mathbb{U}^8| = 3\,731\,508$. Results averaged over 5 different data sets per density. Each data set from DAG model with 8 nodes.

Second experimental setting. This experimental setting is identical to the first, except that GrUES is given a uniform (noninformative) prior rather than Δ_s^5 . The results are shown in Figure 11. Notice that all of the same general patterns emerge as in the first setting. Namely, that penalized maximum likelihoods performs better than the baseline independence tests for sparse data-generating DAGs while the MAP estimate performs better than independence testing and penalized maximum likelihood estimates for data-generating DAGs with density $p > 0.5$. We include these results to show that GrUES is not gaining undue advantage simply based on our specific choice of prior.

Third experimental setting. In this experimental setting, we again use the Δ_s^n prior (as in the first setting), but we now increase the number of nodes in the data-generating DAGs to $n = 8$. Hence, the size of the search space increases to $|\mathbb{U}^8| = 3\,731\,508$. We also increase the size of the Markov chain to 1 000 000. Notice, however, that this is only roughly $\frac{1}{4}$ the size of the search space. Due to constraints on our computational resources, we reduce the number of data sets per density to 5 (allowing this experimental setting to run all 45 experiments in roughly 15 hours on two CPU cores). The results are shown in Figure 12.

Notice that independence testing performs generally quite poorly, correctly estimating an average of less than 0.07 of the true UEC-representatives, while the penalized MLEs (especially with nuclear penalization) do considerably better at most densities. Furthermore, notice that the MAP estimate is at least as good as the penalized-MLEs for $p > 0.3$.

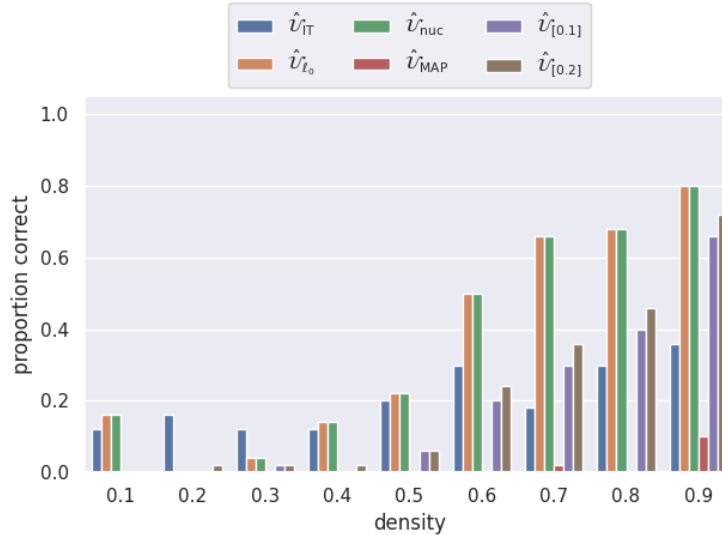


FIGURE 13. Fourth experimental setting, with prior set to Δ_s^{10} and Markov chain length = 100 000 $\ll |\mathbb{U}^{10}| = 8\,780\,782\,707$. Results averaged over 50 different data sets per density. Each data set from DAG model with 10 nodes.

These results indicate that GrUES can attain accurate penalized-MLE and MAP estimates even when independence testing fails and when the size of the Markov chain is smaller than the search space of UEC-representatives.

Fourth experimental setting. In this experimental setting, we again use the Δ_s^n prior and now increase the number of nodes in the data-generating DAGs to $n = 10$, meaning that the size of the search space increases to $|\mathbb{U}^{10}| = 8\,780\,782\,707$. We also decrease the size of the Markov chain to 100 000, making it only roughly $\frac{1}{100\,000}$ the size of the search space. The decreased size of the Markov chain allows us to increase the number of data sets per density to 50 without overburdening our computational resources (allowing this experimental setting to run in roughly 15 hours, i.e., about 15 minutes per individual experiment per CPU core). The results are shown in Figure 13.

As expected, independence testing performs poorly. Unlike previous settings, the MAP estimate also performs poorly, indicating that the size of the Markov chain was decreased too much compared to the size of the UEC search space. Nevertheless, the HPD credible set $\mathcal{U}_{[0.1]}$ consistently outperforms the independence testing for densities $p > 0.6$. Comparatively, the penalized MLEs perform quite well as density increases, correctly estimating UEC-representatives at a proportion of around 0.8 for density $p = 0.9$.

6.2.3. *Estimating time complexity.* Finally, we used the big_0 Python package (<https://pypi.org/project/big-0/>) to estimate the time complexity of our GrUES implementation, opting for a more practical, application-oriented analysis as opposed to a theoretical analysis based on the algorithms in Sections 5.2 and 6.1. In particular,

we ran experiments on synthetic data independently varying (i) the number of nodes in the data-generating DAG, from 3 up to 50, (ii) the sample size drawn from the generating DAG, from 1 000 up to 100 000, and (iii) the length of the Markov chain computed by GrUES, from 5 up to 1 000 000. The results of are shown in Table 3.

varied parameter	estimated complexity
number of nodes	Cubic: time $\approx 0.01 + 0.0000002n^3$ (sec)
sample size	Linear: time $\approx 0.02 + 0.0000006n$ (sec)
Markov chain length	Linear: time $\approx -0.003 + 0.0015n$ (sec)

TABLE 3. Empirical estimation of the time complexity of GrUES.

Notice that the complexity grows only linearly with the sample size and Markov chain length but cubically with the number of nodes. Regardless, this shows that GrUES is reasonably efficient and scalable, considering causal structure learning for DAGs and MECs is generally an NP-hard problem [Chickering et al., 2004].

Summary of the experiments and conclusions. We first offer a brief summary of the comparisons we can draw between the four different experiments described above, and we then draw some conclusions to motivate future work. The four different experimental settings were aimed at assessing the performance of GrUES as it is affected by different possible decisions a practitioner can make, including the influence of the choice of prior, the number of variables in the model, and the effect of the length of the Markov chain relative to the size of the state space of possible UECs (or equivalently the number of variables).

Comparing the first and second settings, we see that a well-chosen prior incorporating expert knowledge about the data-generating model helps in a reasonable but not overly generous way. We see this as the uniform (noninformative) prior performs comparatively well but slightly worse in these two experiments. This suggests that the prior is helping to achieve the goal of incorporating useful expert knowledge while also not giving GrUES an unfair advantage over baseline methods such as independence testing.

Comparing the first and third experimental settings, we see empirically that independence testing does worse as the number of nodes increases, but both the posterior and penalized MLEs given by GrUES do not deteriorate as much. Indeed they perform quite well for densities $p \geq 0.5$, even as `length` becomes smaller than $|\mathbb{U}^n|$. This suggests that for larger graphs, where one anticipates the true model to be moderately dense, GrUES may be a preferable alternative to independence testing with any of these three estimators.

Lastly, comparing the third and fourth experimental settings, we see that the MAP estimate deteriorates as `length` becomes much smaller than $|\mathbb{U}^n|$. This is reasonable to expect given that GrUES can only explore a small portion of the state space, making it difficult to obtain reasonable estimates of the posterior. However, the penalized MLEs still perform quite well at higher densities even when the length of the Markov chain is small relative to the size of the state space. This indicates that GrUES is still visiting the correct UEC-representative surprisingly often given that it only explores a small fraction of all possible UEC-representatives.

In summary, we draw four main conclusions: First, **GrUES** almost always performs better than independence testing, unless the density of the true DAG is around $p \in \{0.2, 0.3, 0.4\}$. This failure in the performance of **GrUES** may either be due to sample size or possibly due to the connectivity of the space of UEC-representatives as discussed in the subsection describing the first experimental setting. Further investigation into how **GrUES** connects the space of UEC-representatives would be interesting future work and possibly lead to even better algorithms.

Second, although the Δ_s^* prior seems to improve performance, **GrUES** performs reasonably well with a uniform prior. Here, we investigated the performance of **GrUES** on one specific example of a prior that encodes belief regarding the number of source nodes in the data-generating DAG. It would also be of interest to develop an understanding of what sort of prior beliefs a practitioner may be willing to assert about a marginal independence model, construct priors that allow us to represent these beliefs and test their performance with **GrUES**.

Third, in cases of short Markov chains relative to the size of the search space, or in cases of very sparse graphs, the **nuclear**-penalized MLE should be preferred over the MAP estimate. However, the MAP estimate appears to be preferable when the Markov chain is reasonably long relative to the size of the search space. In either regime, the MAP and both penalized-MLEs appears to yield notably better estimates relative to independence testing for denser data-generating DAGs, namely, when $p > 0.5$. This observation suggests that **GrUES** can serve particularly well in situations where one believes that the data-generating DAG is on the denser side of the spectrum. This is also the regime where knowing the true DAG model becomes increasingly less useful due to an increased number of parameters and an associated decrease in computational efficiency of probabilistic/causal inference with such graphical models. In such situations it may in fact be more advantageous to instead approximate the DAG model with a marginal independence model (i.e., a UEC). In this regime, **GrUES** appears to offer a more reliable estimator for the desired marginal independence model than independence testing.

Finally, we note that the empirical complexity analysis of **GrUES** suggests that it is, in fact, relatively efficient, with complexity scaling linearly in the sample size and length of Markov chain and only cubically in the number of variables. This suggests that **GrUES** can be used to the aforementioned ends for relatively high dimensional models where independence testing and/or estimating the complete DAG model may be less feasible.

ACKNOWLEDGEMENTS

We thank Federica Milinanni and Felix Rios for insightful discussions regarding MCMC methodology, Albin Toft for helpful suggestions about penalized maximum likelihood estimation, Alice Harting for a careful review of the implementation of **GrUES**, as well as the organizers of the Algebraic Statistics Conference 2022 at University of Hawai‘i at Mānoa, Honolulu for fostering an excellent research atmosphere. Danai Deligeorgaki, Alex Markham, and Liam Solus were partially supported by the Wallenberg Autonomous Systems and Software Program (WASP) funded by the Knut and Alice Wallenberg Foundation. Pratik Misra was partially supported by the Brummer & Partners MathDataLab. Liam Solus was partially supported the Göran Gustafsson Stiftelse and Starting Grant No. 2019-05195 from The Swedish Research Council (Vetenskapsrådet).

REFERENCES

- R. Agrawal, C. Squires, K. Yang, K. Shanmugam, and C. Uhler. ABCD-strategy: Budgeted experimental design for targeted causal structure discovery. In *The 22nd International Conference on Artificial Intelligence and Statistics*, pages 3400–3409. PMLR, 2019. [2](#)
- S. Andersson, D. Madigan, and M. Perlman. A characterization of Markov equivalence classes for acyclic digraphs. *Ann. Statist.*, 25(2):505–541, 1997. ISSN 0090-5364. doi: 10.1214/aos/1031833662. URL <https://doi.org/10.1214/aos/1031833662>. [30](#), [33](#), [34](#), [36](#)
- T. Boege, S. Petrović, and B. Sturmfels. Marginal independence models. In *Proceedings of the 2022 International Symposium on Symbolic and Algebraic Computation*, pages 263–271, 2022. [11](#), [47](#)
- M. Chickering, D. Heckerman, and C. Meek. Large-sample learning of bayesian networks is np-hard. *Journal of Machine Learning Research*, 5:1287–1330, 2004. [56](#)
- H. Cho, B. Berger, and J. Peng. Reconstructing causal biological networks through active learning. *PloS one*, 11(3):e0150611, 2016. [2](#)
- P. Diaconis and B. Sturmfels. Algebraic algorithms for sampling from conditional distributions. *The Annals of statistics*, 26(1):363–397, 1998. [3](#), [15](#)
- R. Diestel. Graph theory 3rd ed. *Graduate texts in mathematics*, 173:33, 2005. [9](#)
- F. Eberhardt and R. Scheines. Interventions and causal inference. *Philosophy of science*, 74(5):981–995, 2007. [2](#)
- B. Hassett. *Introduction to algebraic geometry*. Cambridge university press, 2007. [22](#)
- T. Hastie, R. Tibshirani, and M. Wainwright. *Statistical learning with sparsity: The lasso and generalizations*. CRC press, 2015. [48](#), [52](#)
- W. K. Hastings. Monte Carlo sampling methods using Markov chains and their applications. *Biometrika*, 57(1):97–109, 04 1970. ISSN 0006-3444. doi: 10.1093/biomet/57.1.97. URL <https://doi.org/10.1093/biomet/57.1.97>. [45](#)
- A. Hauser and P. Bühlmann. Characterization and greedy learning of interventional Markov equivalence classes of directed acyclic graphs. *The Journal of Machine Learning Research*, 13(1):2409–2464, 2012. [2](#)
- A. Hauser and P. Bühlmann. Two optimal strategies for active learning of causal models from interventional data. *International Journal of Approximate Reasoning*, 55(4):926–939, 2014. [2](#)
- Y.-B. He and Z. Geng. Active learning of causal networks with intervention experiments and optimal designs. *Journal of Machine Learning Research*, 9(Nov): 2523–2547, 2008. [2](#)
- J. Herzog, T. Hibi, and H. Ohsugi. *Binomial ideals*. Springer Cham, 2010. [19](#)
- S. L. Lauritzen. *Graphical models*, volume 17. Clarendon Press, 1996. [2](#), [6](#)
- P. M. Magwene and J. Kim. Estimating genomic coexpression networks using first-order conditional independence. *Genome biology*, 5(12):1–16, 2004. [2](#)
- P. Marjoram, J. Molitor, V. Plagnol, and S. Tavaré. Markov chain Monte Carlo without likelihoods. *Proceedings of the National Academy of Sciences*, 100(26): 15324–15328, 2003. doi: 10.1073/pnas.0306899100. URL <https://www.pnas.org/doi/abs/10.1073/pnas.0306899100>. [45](#), [47](#)
- A. Markham, R. Das, and M. Grosse-Wentrup. A distance covariance-based kernel for nonlinear causal clustering in heterogeneous populations. In B. Schölkopf,

- C. Uhler, and K. Zhang, editors, *Proceedings of the First Conference on Causal Learning and Reasoning*, volume 177 of *Proceedings of Machine Learning Research*, pages 542–558. PMLR, 4 2022a. URL <https://proceedings.mlr.press/v177/markham22a.html>. arXiv:2106.03480 [stat.ML]. 7
- A. Markham, D. Deligeorgaki, P. Misra, and L. Solus. A transformational characterization of unconditionally equivalent Bayesian networks. In A. Salmerón and R. Rumí, editors, *Proceedings of The 11th International Conference on Probabilistic Graphical Models*, volume 186 of *Proceedings of Machine Learning Research*, pages 109–120. PMLR, 10 2022b. URL <https://proceedings.mlr.press/v186/markham22a.html>. arXiv:2203.00521 [stat.ML]. 3, 8, 9, 10, 12, 13, 32, 33
- A. Mehrjou, A. Soleymani, A. Jesson, P. Notin, Y. Gal, S. Bauer, and P. Schwab. GeneDisco: A benchmark for experimental design in drug discovery. *arXiv:2110.11875 [cs.LG]*, 2021. 2
- P. Misra and S. Sullivant. Directed Gaussian graphical models with toric vanishing ideals. *Advances in Applied Mathematics*, 138:102345, 2022. arXiv:2105.13357 [math.AC]. 10
- K. P. Murphy. Active learning of causal Bayes net structure. Technical report, UC Berkeley, 2001. 2
- R. O. Ness, K. Sachs, P. Mallick, and O. Vitek. A Bayesian active learning experimental design for inferring signaling networks. In *International Conference on Research in Computational Molecular Biology*, pages 134–156. Springer, 2017. 2
- OEIS Foundation Inc. Number of minimal covers of n objects, 2022. URL <https://oeis.org/A046165>. 14
- J. Pearl. *Causality*. Cambridge university press, 2009. 2
- M. Perteau, A. Shumate, G. Perteau, A. Varabyou, F. P. Breitwieser, Y.-C. Chang, A. K. Madugundu, A. Pandey, and S. L. Salzberg. CHES: a new human gene catalog curated from thousands of large-scale RNA sequencing experiments reveals extensive transcriptional noise. *Genome biology*, 19(1):1–14, 2018. 2
- S. Petrovic. A survey of discrete methods in (algebraic) statistics for networks. *Algebraic and Geometric Methods in Discrete Mathematics*, 685:260–281, 2017. arXiv:1510.02838 [cs.DM]. 3, 15
- T. Richardson and P. Spirtes. Ancestral graph Markov models. *The Annals of Statistics*, 30(4):962–1030, 2002. 4, 7
- F. S. Roberts. Applications of edge coverings by cliques. *Discrete applied mathematics*, 10(1):93–109, 1985. 12
- K. Sachs, O. Perez, D. Pe’er, D. A. Lauffenburger, and G. P. Nolan. Causal protein-signaling networks derived from multiparameter single-cell data. *Science*, 308(5721):523–529, 2005. 2
- R. P. Stanley. *Enumerative Combinatorics*, volume 1. Cambridge studies in advanced mathematics, 2nd edition, 2011. 19
- B. Sturmfels. *Grobner bases and convex polytopes*, volume 8. American Mathematical Soc., 1996. 17, 18, 21
- J. Textor, A. Idelberger, and M. Liśkiewicz. Learning from pairwise marginal independencies. *31st Conference on Uncertainty in Artificial Intelligence (UAI 2015)*, 2015. arXiv:1508.00280 [cs.AI]. 3
- S. Tong and D. Koller. Active learning for structure in Bayesian networks. In *Proceedings of the 17th international joint conference on Artificial intelligence*,

- volume 2, pages 863–869, 2001. [2](#)
- S. van de Geer and P. Bühlmann. ℓ_0 -penalized maximum likelihood for sparse directed acyclic graphs. *The Annals of Statistics*, 41(2):536–567, 2013. [48](#)
- T. Verma and J. Pearl. Equivalence and synthesis of causal models. In *Proceedings of the Sixth Annual Conference on Uncertainty in Artificial Intelligence*, UAI '90, page 255–270, USA, 1990. Elsevier Science Inc. ISBN 0444892648. [33](#)
- Y. Wang, L. Solus, K. Yang, and C. Uhler. Permutation-based causal inference algorithms with interventions. *Advances in Neural Information Processing Systems*, 30, 2017. [2](#)
- M. Wienöbst and M. Liskiewicz. Recovering causal structures from low-order conditional independencies. In *Proceedings of the AAAI Conference on Artificial Intelligence*, volume 34, pages 10302–10309, 2020. arXiv:2010.02675 [cs.LG]. [2](#), [3](#)
- A. Wille and P. Bühlmann. Low-order conditional independence graphs for inferring genetic networks. *Statistical applications in genetics and molecular biology*, 5(1), 2006. [2](#)
- A. Wille, P. Zimmermann, E. Vranová, A. Fürholz, O. Laule, S. Bleuler, L. Hennig, A. Prelić, P. von Rohr, L. Thiele, et al. Sparse graphical Gaussian modeling of the isoprenoid gene network in *Arabidopsis thaliana*. *Genome biology*, 5(11):1–13, 2004. [2](#)
- K. Yang, A. Katcoff, and C. Uhler. Characterizing and learning equivalence classes of causal DAGs under interventions. In *International Conference on Machine Learning*, pages 5541–5550. PMLR, 2018. [2](#)